

JUDGES DETAILS PER SKATER

PALAVELA TUE 25 JAN 2005

Rank	Name	NOC Code	Total Segment Score =	Total Element Score +	Program Score (factorized)	Component Score (factorized) +	Total Deductions -
1	NAVKA Tatiana - KOSTOMAROV Roman	RUS	44.19	19.83		24.36	0.00

#	Executed Elements	Base Value	GOE	The Judges Panel (in random order)											Scores of Panel
---	-------------------	------------	-----	------------------------------------	--	--	--	--	--	--	--	--	--	--	-----------------

1	1S1	1.4	0.53	1	2	1	-1	2	2	2	1	2	1	1	1	-	1.93
2	1S2	1.9	0.71	2	1	2	1	2	2	1	1	1	2	1	1	-	2.61
3	1S3	2.3	0.50	2	2	1	0	1	2	1	2	0	1	1	1	-	2.80
4	1S4	1.4	0.31	1	1	2	0	1	1	0	2	1	2	1	1	-	1.71
5	2S1	1.6	0.79	1	2	2	1	2	2	2	0	2	1	2	1	-	2.39
6	2S2	2.2	0.70	2	1	1	0	1	2	1	1	1	1	1	1	-	2.90
7	2S3	2.6	0.79	2	1	1	1	1	1	1	1	0	2	1	1	-	3.39
8	2S4	1.6	0.50	1	1	2	1	1	2	1	0	1	1	1	1	-	2.10
		<b>15.0</b>													<b>19.83</b>		

Program Components	Factor															
Skating Skills	0.75	8.25	8.50	8.50	7.75	8.00	8.25	7.75	8.00	8.00	8.50	8.50	8.25	-	8.18	
Timing	1.00	7.75	8.25	8.25	7.50	7.75	8.00	7.25	8.50	8.00	8.25	8.75	8.00	-	7.93	
Performance / Execution	0.75	8.25	8.50	8.50	7.75	8.00	8.25	8.25	8.50	7.75	8.50	8.50	8.25	-	8.21	
Interpretation	0.50	8.00	8.75	8.50	7.75	8.25	8.25	8.25	8.50	8.00	8.50	8.50	8.25	-	8.25	
<b>Judges Total Program Component Score (factorized)</b>																<b>24.36</b>

<b>Deductions:</b>	Time Violation:	0.00	Extra Element:	0.00	Illegal Element/Movement:	0.00
	Costume & Prop violation:	0.00	Interruption in excess:	0.00	Fall:	0.00
<b>0.00</b>						

Rank	Name	NOC Code	Total Segment Score =	Total Element Score +	Program Score (factorized)	Component Score (factorized) +	Total Deductions -
2	GRUSHINA Elena - GONCHAROV Ruslan	UKR	40.39	17.88		22.51	0.00

#	Executed Elements	Base Value	GOE	The Judges Panel (in random order)											Scores of Panel
---	-------------------	------------	-----	------------------------------------	--	--	--	--	--	--	--	--	--	--	-----------------

1	1S1	1.4	0.26	1	0	1	0	1	0	1	0	1	1	0	1	-	1.66
2	1S2	1.9	0.21	0	1	1	0	1	1	0	0	0	0	1	-	2.11	
3	1S3	2.3	0.43	1	1	1	1	1	2	0	1	1	1	0	-	2.73	
4	1S4	1.4	0.26	1	1	1	2	0	1	1	1	0	1	1	-	1.66	
5	2S1	1.6	0.29	1	0	1	-1	1	0	1	1	0	1	1	0	-	1.89
6	2S2	2.2	0.30	0	0	1	1	0	1	0	1	1	0	1	-	2.50	
7	2S3	2.6	0.70	1	1	1	1	1	1	1	1	0	1	1	-	3.30	
8	2S4	1.6	0.43	1	1	1	1	1	1	1	1	0	0	1	-	2.03	
		<b>15.0</b>													<b>17.88</b>		

Program Components	Factor															
Skating Skills	0.75	7.50	7.25	7.75	7.75	7.50	7.50	7.25	7.50	7.50	7.25	7.75	7.50	-	7.46	
Timing	1.00	7.25	7.50	7.25	7.50	7.25	7.25	7.25	7.50	7.50	6.75	7.75	7.50	-	7.36	
Performance / Execution	0.75	7.75	7.50	7.75	7.75	7.50	7.50	7.50	7.50	7.75	7.25	7.25	7.75	-	7.64	
Interpretation	0.50	7.50	7.75	7.50	8.00	7.50	7.50	8.00	7.75	7.75	7.25	7.50	7.50	-	7.64	
<b>Judges Total Program Component Score (factorized)</b>																<b>22.51</b>

<b>Deductions:</b>	Time Violation:	0.00	Extra Element:	0.00	Illegal Element/Movement:	0.00
	Costume & Prop violation:	0.00	Interruption in excess:	0.00	Fall:	0.00
<b>0.00</b>						



JUDGES DETAILS PER SKATER

PALAVELA TUE 25 JAN 2005

Rank	Name	NOC Code	Total Segment Score =	Total Element Score +	Program Score (factorized)	Component Score (factorized) +	Total Deductions -
3	DENKOVA Albena - STAVISKI Maxim	BUL	40.08	17.65	22.43		0.00

#	Executed Elements	Base Value	GOE	The Judges Panel (in random order)												Scores of Panel					
1	1S1	1.4	0.30	1	1	1	0	1	1	1	1	1	1	1	1	1	1	1	1	-	1.70
2	1S2	1.9	0.29	1	1	2	-1	1	2	0	1	0	0	1	1	1	1	1	1	-	2.19
3	1S3	2.3	0.43	2	1	1	1	1	0	0	2	0	1	1	1	1	1	1	1	-	2.73
4	1S4	1.4	0.21	1	1	1	0	1	1	0	1	1	1	1	1	0	1	1	0	-	1.61
5	2S1	1.6	0.36	2	0	1	0	1	1	1	0	0	1	1	1	1	1	1	1	-	1.96
6	2S2	2.2	0.30	1	1	1	0	1	2	0	1	0	0	1	0	1	0	1	0	-	2.50
7	2S3	2.6	0.40	1	1	1	0	1	0	0	2	0	0	1	1	1	1	1	1	-	3.00
8	2S4	1.6	0.36	1	1	1	0	1	1	0	2	1	1	1	1	0	1	1	0	-	1.96
		<b>15.0</b>																			<b>17.65</b>

Program Components	Factor															
Skating Skills	0.75	7.75	7.50	8.00	7.25	7.75	7.50	7.50	8.25	7.25	7.50	8.00	7.50	-	7.54	
Timing	1.00	7.50	7.75	7.25	7.25	7.50	7.00	7.00	8.25	7.25	7.50	7.75	7.50	-	7.39	
Performance / Execution	0.75	8.00	7.75	7.75	7.50	7.50	7.00	7.25	8.50	7.50	7.25	7.75	7.50	-	7.54	
Interpretation	0.50	7.75	7.50	7.50	7.50	7.50	7.00	7.25	8.25	7.25	7.25	7.75	7.50	-	7.43	
<b>Judges Total Program Component Score (factorized)</b>															<b>22.43</b>	
<b>Deductions:</b>	Time Violation:	0.00	Extra Element:	0.00	Illegal Element/Movement:	0.00	Costume & Prop violation:	0.00	Interruption in excess:	0.00	Fall:	0.00			<b>0.00</b>	

Rank	Name	NOC Code	Total Segment Score =	Total Element Score +	Program Score (factorized)	Component Score (factorized) +	Total Deductions -
4	DELOBEL Isabelle - SCHOENFELDER Olivier	FRA	38.49	16.83	21.66		0.00

#	Executed Elements	Base Value	GOE	The Judges Panel (in random order)												Scores of Panel					
1	1S1	1.4	0.17	1	1	1	0	0	2	0	0	0	1	1	1	1	1	1	1	-	1.57
2	1S2	1.9	0.36	0	0	1	1	0	2	1	1	1	1	1	1	1	1	1	1	-	2.26
3	1S3	2.3	0.14	1	1	1	0	0	1	0	1	0	0	1	0	1	0	1	0	-	2.44
4	1S4	1.4	0.17	1	0	1	1	1	1	0	1	0	1	1	1	0	1	1	0	-	1.57
5	2S1	1.6	0.29	1	1	1	0	0	2	0	1	0	1	1	1	1	1	1	1	-	1.89
6	2S2	2.2	0.60	1	0	1	1	0	2	1	1	1	2	1	1	1	1	1	1	-	2.80
7	2S3	2.6	0.10	1	1	0	0	0	1	0	2	0	0	1	0	1	0	1	0	-	2.70
8	2S4	1.6	0.00	1	1	0	-1	-1	1	0	1	0	0	0	0	0	0	0	0	-	1.60
		<b>15.0</b>																			<b>16.83</b>

Program Components	Factor															
Skating Skills	0.75	7.50	6.75	7.50	7.50	7.00	6.75	7.00	7.50	7.25	7.25	7.50	7.25	-	7.25	
Timing	1.00	7.25	6.75	7.25	7.25	6.75	7.50	7.00	7.25	7.00	7.00	7.50	7.00	-	7.04	
Performance / Execution	0.75	7.50	7.00	7.75	7.50	7.00	7.75	7.25	7.50	7.25	7.50	7.25	7.50	-	7.36	
Interpretation	0.50	7.25	7.00	7.50	7.50	7.00	7.50	7.25	7.50	7.50	7.50	7.50	7.25	-	7.32	
<b>Judges Total Program Component Score (factorized)</b>															<b>21.66</b>	
<b>Deductions:</b>	Time Violation:	0.00	Extra Element:	0.00	Illegal Element/Movement:	0.00	Costume & Prop violation:	0.00	Interruption in excess:	0.00	Fall:	0.00			<b>0.00</b>	



### JUDGES DETAILS PER SKATER

PALAVELA TUE 25 JAN 2005

Rank	Name	NOC Code	Total Segment Score =	Total Element Score +	Program Component Score (factorized) +	Total Deductions -
5	CHAIT Galit - SAKHNOVSKI Sergei	ISR	38.32	16.84	21.48	0.00


#	Executed Elements	Base Value	GOE	The Judges Panel (in random order)											Scores of Panel		
1	1S1	1.4	0.21	0	1	1	0	0	1	1	0	1	1	1	1	-	1.61
2	1S2	1.9	0.29	1	1	1	0	0	1	0	1	1	2	1	0	-	2.19
3	1S3	2.3	0.14	1	0	1	0	0	0	0	1	0	1	1	0	-	2.44
4	1S4	1.4	0.17	0	0	1	1	0	1	1	0	0	1	1	1	-	1.57
5	2S1	1.6	0.14	0	1	0	-1	0	1	1	0	0	1	1	0	-	1.74
6	2S2	2.2	0.40	1	1	1	1	0	1	0	0	1	0	1	0	-	2.60
7	2S3	2.6	0.20	1	1	0	-1	0	0	0	1	0	0	1	1	-	2.80
8	2S4	1.6	0.29	1	1	1	0	0	0	1	1	0	1	1	0	-	1.89
															<b>15.0</b>	<b>16.84</b>	

Program Components	Factor														
Skating Skills	0.75	7.25	7.50	7.50	6.75	7.00	6.50	7.25	7.50	7.25	7.00	7.50	7.50	-	7.25
Timing	1.00	7.00	7.50	7.25	6.50	6.75	6.50	7.00	7.25	6.75	7.00	7.75	7.25	-	7.00
Performance / Execution	0.75	7.25	7.50	7.50	7.25	7.00	6.50	5.00	7.25	7.25	6.75	7.50	7.50	-	7.21
Interpretation	0.50	7.50	7.75	7.25	7.25	6.75	6.50	7.25	7.50	7.25	6.50	7.75	7.50	-	7.25
<b>Judges Total Program Component Score (factorized)</b>															<b>21.48</b>
<b>Deductions:</b>	Time Violation:	0.00	Extra Element:	0.00	Illegal Element/Movement:	0.00									
	Costume & Prop violation:	0.00	Interruption in excess:	0.00	Fall:	0.00									<b>0.00</b>

Rank	Name	NOC Code	Total Segment Score =	Total Element Score +	Program Component Score (factorized) +	Total Deductions -
6	FAIELLA Federica - SCALI Massimo	ITA	36.10	15.99	20.11	0.00

#	Executed Elements	Base Value	GOE	The Judges Panel (in random order)											Scores of Panel		
1	1S1	1.4	0.04	0	0	1	0	0	0	0	-1	0	1	0	0	-	1.44
2	1S2	1.9	0.21	1	1	0	-1	0	1	0	0	0	1	0	1	-	2.11
3	1S3	2.3	0.14	0	1	1	0	0	1	0	0	1	0	0	-	2.44	
4	1S4	1.4	0.13	1	1	1	0	0	1	-1	0	1	0	1	0	-	1.53
5	2S1	1.6	0.07	0	0	0	-1	0	1	0	1	0	1	1	1	-	1.67
6	2S2	2.2	0.10	0	0	0	0	0	1	0	0	1	2	1	0	-	2.30
7	2S3	2.6	0.30	0	0	1	1	0	0	-1	1	0	1	1	1	-	2.90
8	2S4	1.6	0.00	1	0	0	0	0	0	0	0	0	0	1	0	-	1.60
															<b>15.0</b>	<b>15.99</b>	

Program Components	Factor														
Skating Skills	0.75	6.50	6.50	6.50	7.00	6.75	6.50	6.25	6.75	7.00	7.00	6.75	6.25	-	6.64
Timing	1.00	6.00	6.50	6.50	7.25	6.50	6.75	6.75	6.75	7.00	7.00	6.75	6.00	-	6.61
Performance / Execution	0.75	6.75	6.75	6.75	7.00	6.75	6.75	6.75	6.50	7.00	7.50	7.00	6.50	-	6.82
Interpretation	0.50	6.50	6.75	6.50	7.50	6.50	7.00	6.75	6.50	7.00	7.50	7.25	6.25	-	6.79
<b>Judges Total Program Component Score (factorized)</b>															<b>20.11</b>
<b>Deductions:</b>	Time Violation:	0.00	Extra Element:	0.00	Illegal Element/Movement:	0.00									
	Costume & Prop violation:	0.00	Interruption in excess:	0.00	Fall:	0.00									<b>0.00</b>



JUDGES DETAILS PER SKATER

PALAVELA TUE 25 JAN 2005

Rank	Name	NOC Code	Total Segment Score =	Total Element Score +	Program Score (factorized)	Component Score (factorized) +	Total Deductions -
7	DOMNINA Oksana - SHABALIN Maxim	RUS	35.15	15.51		19.64	0.00

#	Executed Elements	Base Value	GOE	The Judges Panel (in random order)											Scores of Panel
---	-------------------	------------	-----	------------------------------------	--	--	--	--	--	--	--	--	--	--	-----------------

1	1S1	1.4	0.00	0	0	0	0	0	0	0	0	0	0	0	1	1	-	1.40
2	1S2	1.9	0.07	1	0	1	-1	1	0	-1	0	0	0	1	0	0	-	1.97
3	1S3	2.3	0.14	0	1	1	0	0	0	0	1	0	1	1	0	-	2.44	
4	1S4	1.4	0.13	1	1	0	1	0	1	0	0	0	1	0	0	-	1.53	
5	2S1	1.6	0.00	0	0	0	0	0	0	0	0	0	0	1	1	-	1.60	
6	2S2	2.2	-0.20	0	0	0	-1	0	0	-1	0	-1	0	0	0	-	2.00	
7	2S3	2.6	0.30	1	1	0	0	0	0	0	1	0	1	1	1	-	2.90	
8	2S4	1.6	0.07	0	0	1	0	0	0	0	0	0	1	1	0	-	1.67	
		<b>15.0</b>															<b>15.51</b>	

Program Components	Factor														
Skating Skills	0.75	6.75	6.50	6.25	6.50	6.50	6.25	6.25	6.75	7.00	6.00	6.75	7.00	-	6.54
Timing	1.00	6.50	6.25	6.00	6.75	6.25	5.50	6.00	6.75	6.75	6.00	6.75	6.75	-	6.36
Performance / Execution	0.75	7.00	6.75	6.50	6.75	6.50	6.00	6.75	6.75	6.75	6.25	7.00	7.25	-	6.71
Interpretation	0.50	6.75	6.75	6.25	6.75	6.50	5.75	6.75	6.75	7.00	6.25	7.00	7.00	-	6.68
<b>Judges Total Program Component Score (factorized)</b>		<b>19.64</b>													

<b>Deductions:</b>	Time Violation:	0.00	Extra Element:	0.00	Illegal Element/Movement:	0.00
	Costume & Prop violation:	0.00	Interruption in excess:	0.00	Fall:	0.00
<b>0.00</b>						

Rank	Name	NOC Code	Total Segment Score =	Total Element Score +	Program Score (factorized)	Component Score (factorized) +	Total Deductions -
8	KERR Sinead - KERR John	GBR	32.97	15.51		17.46	0.00

#	Executed Elements	Base Value	GOE	The Judges Panel (in random order)											Scores of Panel
---	-------------------	------------	-----	------------------------------------	--	--	--	--	--	--	--	--	--	--	-----------------

1	1S1	1.4	0.09	1	0	0	0	0	1	1	0	0	1	0	0	-	1.49
2	1S2	1.9	0.00	0	0	0	-1	0	1	0	0	0	1	0	0	-	1.90
3	1S3	2.3	0.00	0	0	0	0	0	0	0	0	0	0	0	-	2.30	
4	1S4	1.4	0.04	1	0	0	0	0	0	0	1	0	1	0	0	-	1.44
5	2S1	1.6	0.14	0	0	0	0	0	1	1	0	0	1	0	1	-	1.74
6	2S2	2.2	0.00	0	-1	0	0	0	1	0	1	0	1	0	0	-	2.20
7	2S3	2.6	0.10	0	0	0	1	0	0	0	0	0	1	1	0	-	2.70
8	2S4	1.6	0.14	1	0	1	-1	0	0	0	0	0	1	1	0	-	1.74
		<b>15.0</b>															<b>15.51</b>

Program Components	Factor														
Skating Skills	0.75	6.00	5.75	5.50	6.00	6.25	6.25	6.00	6.75	6.00	5.75	4.75	5.00	-	5.86
Timing	1.00	5.75	5.50	5.00	6.50	5.75	6.00	5.75	6.50	6.00	5.50	4.75	5.00	-	5.61
Performance / Execution	0.75	6.25	5.50	5.75	6.50	6.25	6.25	6.25	6.75	6.00	6.00	4.75	5.25	-	6.00
Interpretation	0.50	6.00	5.50	5.75	6.00	6.25	6.25	6.25	6.25	6.00	5.75	5.00	5.25	-	5.89
<b>Judges Total Program Component Score (factorized)</b>		<b>17.46</b>													

<b>Deductions:</b>	Time Violation:	0.00	Extra Element:	0.00	Illegal Element/Movement:	0.00
	Costume & Prop violation:	0.00	Interruption in excess:	0.00	Fall:	0.00
<b>0.00</b>						

### JUDGES DETAILS PER SKATER

PALAVELA TUE 25 JAN 2005

Rank	Name	NOC Code	Total Segment Score =	Total Element Score +	Program Score (factorized) +	Component Score (factorized) +	Total Deductions -
9	FRASER Kristin - LUKANIN Igor	AZE	32.75	14.93	17.82		0.00

#	Executed Elements	Base Value	GOE	The Judges Panel (in random order)											Scores of Panel		
1	1S1	1.4	0.13	1	0	1	-1	0	0	1	-1	0	0	0	1	-	1.53
2	1S2	1.9	0.00	0	0	0	-1	0	1	0	0	0	1	1	0	-	1.90
3	1S3	2.3	-0.07	0	0	0	-1	0	0	-1	0	0	0	0	1	-	2.23
4	1S4	1.4	0.00	0	0	0	-1	0	0	0	-1	0	0	0	0	-	1.40
5	2S1	1.6	0.07	0	0	1	0	0	0	1	0	0	0	1	0	-	1.67
6	2S2	2.2	0.10	1	0	0	-1	0	1	0	0	0	1	1	0	-	2.30
7	2S3	2.6	-0.30	0	0	0	0	-1	-1	-1	0	-1	-1	0	0	-	2.30
8	2S4	1.6	0.00	0	0	0	0	0	0	0	-1	0	0	1	0	-	1.60
		<b>15.0</b>													<b>14.93</b>		

Program Components	Factor															
Skating Skills	0.75	6.25	6.25	6.00	5.75	5.50	5.75	6.00	6.75	6.00	5.25	6.00	6.25	-	5.96	
Timing	1.00	6.00	6.00	6.00	6.25	5.25	5.75	6.00	6.50	5.75	5.00	5.75	5.75	-	5.82	
Performance / Execution	0.75	6.50	6.25	6.25	5.50	5.50	6.00	6.50	6.50	6.00	5.25	6.25	6.25	-	6.04	
Interpretation	0.50	6.25	6.25	6.25	6.00	5.25	6.25	6.50	6.75	6.00	5.25	6.00	6.00	-	6.00	
<b>Judges Total Program Component Score (factorized)</b>																<b>17.82</b>
<b>Deductions:</b>	Time Violation:	0.00	Extra Element:		0.00	Illegal Element/Movement:		0.00								
	Costume & Prop violation:	0.00	Interruption in excess:		0.00	Fall:		0.00								<b>0.00</b>

Rank	Name	NOC Code	Total Segment Score =	Total Element Score +	Program Score (factorized) +	Component Score (factorized) +	Total Deductions -
10	KULIKOVA Svetlana - NOVIKOV Vitali	RUS	32.53	14.53	18.00		0.00

#	Executed Elements	Base Value	GOE	The Judges Panel (in random order)											Scores of Panel		
1	1S1	1.4	0.00	0	0	0	0	0	0	0	0	0	0	0	0	-	1.40
2	1S2	1.9	0.07	0	1	0	0	0	0	-1	1	0	1	0	0	-	1.97
3	1S3	2.3	-0.21	0	0	0	-1	-1	0	-1	0	-1	1	0	0	-	2.09
4	1S4	1.4	0.04	0	0	0	0	0	0	0	0	0	1	1	1	-	1.44
5	2S1	1.6	-0.07	0	0	0	-2	0	-1	-1	0	0	0	1	0	-	1.53
6	2S2	2.2	-0.30	-1	0	-1	-1	0	0	-1	1	0	1	0	0	-	1.90
7	2S3	2.6	0.00	0	0	0	0	0	0	0	0	-1	1	1	0	-	2.60
8	2S4	1.6	0.00	0	0	0	0	0	0	0	0	0	0	0	1	-	1.60
		<b>15.0</b>													<b>14.53</b>		

Program Components	Factor															
Skating Skills	0.75	5.25	6.50	5.25	6.00	6.25	6.00	6.25	6.50	6.25	6.50	5.75	5.75	-	6.04	
Timing	1.00	5.00	6.25	5.00	6.00	6.00	5.75	5.75	6.25	5.75	6.25	5.75	5.75	-	5.79	
Performance / Execution	0.75	5.25	6.50	5.75	6.25	6.50	5.75	6.50	6.25	6.00	6.50	6.00	5.50	-	6.14	
Interpretation	0.50	5.50	6.75	5.50	6.25	6.25	6.00	6.50	6.00	6.25	6.75	6.00	5.50	-	6.14	
<b>Judges Total Program Component Score (factorized)</b>																<b>18.00</b>
<b>Deductions:</b>	Time Violation:	0.00	Extra Element:		0.00	Illegal Element/Movement:		0.00								
	Costume & Prop violation:	0.00	Interruption in excess:		0.00	Fall:		0.00								<b>0.00</b>

### JUDGES DETAILS PER SKATER

PALAVELA TUE 25 JAN 2005

Rank	Name	NOC Code	Total Segment Score =	Total Element Score +	Program Score (factorized) +	Component Score (factorized) +	Total Deductions -
11	HOFFMANN Nora - ELEK Attila	HUN	30.72	14.39		16.33	0.00

#	Executed Elements	Base Value	GOE	The Judges Panel (in random order)											Scores of Panel		
1	1S1	1.4	0.00	0	0	0	0	0	0	0	0	0	1	0	0	-	1.40
2	1S2	1.9	0.14	0	0	1	-1	0	1	0	0	1	-1	1	-	2.04	
3	1S3	2.3	-0.21	1	-1	0	-2	-1	-1	0	0	-1	0	-1	0	-	2.09
4	1S4	1.4	0.00	1	0	0	0	0	0	1	0	0	0	0	-	1.40	
5	2S1	1.6	-0.14	-1	0	0	-1	-1	0	0	-1	0	1	0	-	1.46	
6	2S2	2.2	-0.10	0	0	0	-1	0	1	-1	0	1	-1	0	-	2.10	
7	2S3	2.6	-0.30	0	-1	0	-2	0	-1	-1	0	-1	0	0	-	2.30	
8	2S4	1.6	0.00	0	0	0	0	0	0	0	0	0	0	0	-	1.60	
		<b>15.0</b>													<b>14.39</b>		

Program Components	Factor															
Skating Skills	0.75	6.00	5.25	5.50	5.75	5.25	5.75	5.75	6.50	5.00	5.50	4.75	5.50	-	5.50	
Timing	1.00	5.75	5.25	5.00	5.50	5.00	6.00	5.00	6.00	5.00	5.25	5.00	5.25	-	5.18	
Performance / Execution	0.75	6.50	5.25	6.00	5.75	5.25	6.00	5.75	6.50	5.00	5.50	5.00	5.50	-	5.57	
Interpretation	0.50	6.25	5.50	6.00	6.00	5.25	6.25	6.00	6.25	5.00	5.50	5.25	5.50	-	5.68	
<b>Judges Total Program Component Score (factorized)</b>																<b>16.33</b>

<b>Deductions:</b>	Time Violation:	0.00	Extra Element:	0.00	Illegal Element/Movement:	0.00
	Costume & Prop violation:	0.00	Interruption in excess:	0.00	Fall:	0.00
<b>0.00</b>						

Rank	Name	NOC Code	Total Segment Score =	Total Element Score +	Program Score (factorized) +	Component Score (factorized) +	Total Deductions -
12	GUDINA Natalia - BELETSKI Alexei	ISR	29.88	13.62		16.26	0.00

#	Executed Elements	Base Value	GOE	The Judges Panel (in random order)											Scores of Panel		
1	1S1	1.4	-0.04	-1	0	0	-1	0	0	0	-1	0	1	-1	0	-	1.36
2	1S2	1.9	0.00	0	0	0	-1	0	0	0	0	0	2	-1	0	-	1.90
3	1S3	2.3	-0.36	-2	-1	0	-1	-1	0	-1	0	-1	1	0	0	-	1.94
4	1S4	1.4	0.00	0	0	0	0	0	0	0	0	0	0	-1	0	-	1.40
5	2S1	1.6	-0.14	-1	0	-1	0	0	0	0	-1	-1	0	0	0	-	1.46
6	2S2	2.2	-0.10	0	0	0	-2	0	0	-1	0	0	1	-1	0	-	2.10
7	2S3	2.6	-0.60	-2	-1	-1	-1	-1	-1	-1	0	-1	0	0	0	-	2.00
8	2S4	1.6	-0.14	0	0	0	-1	-1	-1	0	0	-1	0	-1	0	-	1.46
		<b>15.0</b>													<b>13.62</b>		

Program Components	Factor															
Skating Skills	0.75	4.25	5.25	5.25	6.00	5.50	5.75	5.50	6.00	5.50	5.50	4.50	5.50	-	5.43	
Timing	1.00	4.00	5.00	4.75	5.50	5.25	5.25	5.50	5.75	5.25	5.75	4.75	5.25	-	5.21	
Performance / Execution	0.75	4.25	5.25	5.75	6.25	5.50	5.50	6.00	6.00	5.50	5.75	4.75	5.50	-	5.61	
Interpretation	0.50	4.25	5.25	5.50	5.75	5.25	5.75	6.00	6.25	5.75	5.75	5.00	5.50	-	5.54	
<b>Judges Total Program Component Score (factorized)</b>																<b>16.26</b>

<b>Deductions:</b>	Time Violation:	0.00	Extra Element:	0.00	Illegal Element/Movement:	0.00
	Costume & Prop violation:	0.00	Interruption in excess:	0.00	Fall:	0.00
<b>0.00</b>						

### JUDGES DETAILS PER SKATER

PALAVELA TUE 25 JAN 2005

Rank	Name	NOC Code	Total Segment Score =	Total Element Score +	Program Score (factorized) +	Component Score (factorized) +	Total Deductions -
13	GREBENKINA Anastasia - AZROJAN Vazgen	ARM	29.31	14.46		14.85	0.00

#	Executed Elements	Base Value	GOE	The Judges Panel (in random order)											Scores of Panel		
1	1S1	1.4	0.00	0	0	0	0	0	-1	-1	-1	0	0	0	0	-	1.40
2	1S2	1.9	0.00	1	0	0	-1	0	0	0	0	0	0	-1	0	-	1.90
3	1S3	2.3	-0.14	0	-1	0	-1	-1	-1	0	0	0	0	0	0	-	2.16
4	1S4	1.4	0.00	0	0	0	0	0	0	0	0	0	0	0	0	-	1.40
5	2S1	1.6	0.00	0	0	0	0	0	-1	-1	0	0	0	0	0	-	1.60
6	2S2	2.2	-0.20	0	0	0	-1	-1	0	-1	0	0	1	0	0	-	2.00
7	2S3	2.6	-0.20	0	-1	0	0	-1	-1	0	0	0	-1	0	0	-	2.40
8	2S4	1.6	0.00	0	0	0	0	0	0	0	0	0	0	0	0	-	1.60
		<b>15.0</b>															<b>14.46</b>

Program Components	Factor																
Skating Skills	0.75	5.25	5.25	5.00	4.75	4.50	4.25	5.25	5.75	4.75	5.00	4.50	4.50	-	4.93		
Timing	1.00	5.00	5.00	5.00	5.00	4.75	3.75	5.25	5.75	5.00	4.75	4.50	4.25	-	4.93		
Performance / Execution	0.75	5.25	5.00	5.50	4.50	4.75	4.00	5.50	5.50	5.00	5.00	4.50	4.50	-	5.00		
Interpretation	0.50	5.00	5.00	5.50	4.75	4.75	4.25	5.25	5.50	4.75	5.00	4.25	4.50	-	4.93		
<b>Judges Total Program Component Score (factorized)</b>																	<b>14.85</b>
<b>Deductions:</b>	Time Violation:	0.00	Extra Element:							0.00	Illegal Element/Movement:					0.00	
	Costume & Prop violation:	0.00	Interruption in excess:							0.00	Fall:					0.00	

Rank	Name	NOC Code	Total Segment Score =	Total Element Score +	Program Score (factorized) +	Component Score (factorized) +	Total Deductions -
14	PECHALAT Nathalie - BOURZAT Fabien	FRA	29.24	14.18		15.06	0.00

#	Executed Elements	Base Value	GOE	The Judges Panel (in random order)											Scores of Panel		
1	1S1	1.4	-0.04	0	-1	0	-1	0	0	0	0	0	0	-1	0	-	1.36
2	1S2	1.9	0.07	-1	0	0	0	0	1	0	0	0	1	-1	1	-	1.97
3	1S3	2.3	0.00	0	0	0	0	0	0	0	0	0	1	0	0	-	2.30
4	1S4	1.4	-0.09	0	-1	-1	-1	0	1	0	0	0	0	0	0	-	1.31
5	2S1	1.6	-0.36	-1	-1	-1	-2	-1	0	0	0	0	-1	-1	0	-	1.24
6	2S2	2.2	-0.40	-1	-1	0	-1	0	1	-1	1	-1	1	0	0	-	1.80
7	2S3	2.6	0.00	0	0	0	0	0	0	0	0	-1	0	0	0	-	2.60
8	2S4	1.6	0.00	0	0	0	0	0	1	0	0	0	0	0	0	-	1.60
		<b>15.0</b>															<b>14.18</b>

Program Components	Factor																
Skating Skills	0.75	4.50	4.25	5.00	5.50	5.25	6.00	5.25	5.50	5.00	4.75	4.25	5.50	-	5.04		
Timing	1.00	4.25	4.25	5.00	5.00	5.00	5.75	5.00	5.75	4.50	5.00	4.50	5.25	-	4.82		
Performance / Execution	0.75	4.75	4.50	5.50	5.25	5.25	5.75	5.50	5.50	5.00	5.00	4.75	5.50	-	5.18		
Interpretation	0.50	4.50	4.25	5.25	5.50	5.00	6.00	5.50	5.25	5.00	5.25	4.75	5.50	-	5.14		
<b>Judges Total Program Component Score (factorized)</b>																	<b>15.06</b>
<b>Deductions:</b>	Time Violation:	0.00	Extra Element:							0.00	Illegal Element/Movement:					0.00	
	Costume & Prop violation:	0.00	Interruption in excess:							0.00	Fall:					0.00	

### JUDGES DETAILS PER SKATER

PALAVELA TUE 25 JAN 2005

Rank	Name	NOC Code	Total Segment Score =	Total Element Score +	Program Score (factorized) +	Component Score (factorized) +	Total Deductions -
15	KAUC Alexandra - ZYCH Michal	POL	27.39	13.43		13.96	0.00

#	Executed Elements	Base Value	GOE	The Judges Panel (in random order)											Scores of Panel			
1	1S1	1.4	-0.04	0	0	0	0	0	0	0	0	0	-1	-1	-1	0	-	1.36
2	1S2	1.9	-0.14	-1	0	0	-1	0	0	-1	1	0	0	-1	0	-	1.76	
3	1S3	2.3	-0.50	-1	0	-1	-2	-1	-1	-1	0	-1	-1	-1	-1	-	1.80	
4	1S4	1.4	0.00	0	0	0	-1	0	0	0	0	0	0	0	0	-	1.40	
5	2S1	1.6	-0.29	0	-1	-1	-1	-1	0	0	1	0	-1	0	0	-	1.31	
6	2S2	2.2	-0.40	-1	-1	0	-2	0	0	-1	0	-1	0	-1	0	-	1.80	
7	2S3	2.6	-0.20	0	0	0	0	0	-1	-1	0	-1	-1	0	0	-	2.40	
8	2S4	1.6	0.00	0	0	0	-1	0	0	0	0	0	0	0	0	-	1.60	
		<b>15.0</b>															<b>13.43</b>	

Program Components	Factor															
Skating Skills	0.75	5.00	4.50	4.50	4.50	4.75	5.00	4.75	4.75	4.75	4.00	4.75	4.50	4.50	-	4.68
Timing	1.00	5.00	4.25	4.00	5.00	4.75	5.00	4.75	4.75	4.25	4.50	4.75	4.25	-	4.54	
Performance / Execution	0.75	5.25	4.25	4.75	5.00	5.00	4.75	5.00	5.00	4.00	4.25	4.75	4.50	-	4.68	
Interpretation	0.50	5.25	4.50	4.75	5.25	5.25	4.75	5.00	5.00	3.75	4.50	4.75	4.25	-	4.79	
<b>Judges Total Program Component Score (factorized)</b>																<b>13.96</b>

Deductions:	Time Violation:	0.00	Extra Element:	0.00	Illegal Element/Movement:	0.00
Costume & Prop violation:	0.00	Interruption in excess:	0.00	Fall:	0.00	<b>0.00</b>


Rank	Name	NOC Code	Total Segment Score =	Total Element Score +	Program Score (factorized) +	Component Score (factorized) +	Total Deductions -
16	O'CONNOR Pamela - O'DOUGHERTY Jonathon	GBR	27.33	13.48		13.85	0.00

#	Executed Elements	Base Value	GOE	The Judges Panel (in random order)											Scores of Panel		
1	1S1	1.4	-0.04	0	0	1	-2	0	0	0	0	0	-1	0	0	-	1.36
2	1S2	1.9	-0.14	0	0	0	-2	-1	0	0	1	-1	0	0	0	-	1.76
3	1S3	2.3	-0.36	0	-1	0	-2	-1	-1	0	0	-2	-1	-1	0	-	1.94
4	1S4	1.4	-0.04	0	0	0	-1	0	0	0	0	-1	0	0	0	-	1.36
5	2S1	1.6	0.00	0	0	0	-1	0	0	0	0	0	0	1	0	-	1.60
6	2S2	2.2	-0.50	0	-1	1	-1	-1	0	-1	1	-1	-1	0	0	-	1.70
7	2S3	2.6	-0.30	-1	0	0	-1	0	-1	-1	-1	-2	0	0	0	-	2.30
8	2S4	1.6	-0.14	0	0	0	-1	-1	0	0	0	-1	0	1	0	-	1.46
		<b>15.0</b>															<b>13.48</b>

Program Components	Factor															
Skating Skills	0.75	4.50	4.50	5.00	4.75	4.50	5.00	5.25	5.50	4.25	5.00	4.50	4.50	-	4.68	
Timing	1.00	4.50	4.50	5.50	4.25	4.25	5.00	4.75	5.50	4.00	4.50	4.75	4.75	-	4.50	
Performance / Execution	0.75	4.75	4.50	5.50	4.75	4.50	5.00	5.00	5.75	4.25	4.50	4.75	4.50	-	4.64	
Interpretation	0.50	4.75	4.75	5.25	4.50	4.50	5.00	5.00	5.50	4.00	4.75	4.50	4.75	-	4.71	
<b>Judges Total Program Component Score (factorized)</b>																<b>13.85</b>

Deductions:	Time Violation:	0.00	Extra Element:	0.00	Illegal Element/Movement:	0.00
Costume & Prop violation:	0.00	Interruption in excess:	0.00	Fall:	0.00	<b>0.00</b>





JUDGES DETAILS PER SKATER

PALAVELA TUE 25 JAN 2005

Rank	Name	NOC Code	Total Segment Score =	Total Element Score +	Program Score (factorized)	Component Score +	Total Deductions -
17	BEIER Christina - BEIER William	GER	26.64	13.38	13.26	0.00	

#	Executed Elements	Base Value	GOE	The Judges Panel (in random order)											Scores of Panel
---	-------------------	------------	-----	------------------------------------	--	--	--	--	--	--	--	--	--	--	-----------------

1	1S1	1.4	-0.04	0	0	0	-1	0	-1	0	-1	-1	0	-1	0	-	1.36
2	1S2	1.9	-0.07	0	0	0	-1	0	0	0	-1	0	0	0	0	-	1.83
3	1S3	2.3	-0.50	-1	-1	0	-1	-1	-1	-2	0	-2	0	-1	-1	-	1.80
4	1S4	1.4	0.00	0	0	1	0	0	0	-1	0	-1	1	0	0	-	1.40
5	2S1	1.6	-0.14	0	-1	0	-1	0	0	0	-1	-1	1	0	0	-	1.46
6	2S2	2.2	-0.20	0	-1	0	0	-1	0	-1	-1	0	0	-1	0	-	2.00
7	2S3	2.6	-0.60	-1	-1	-1	-1	-1	-1	-2	0	-1	1	-1	0	-	2.00
8	2S4	1.6	-0.07	0	-1	0	0	0	0	-1	0	0	0	0	0	-	1.53
<b>15.0</b>																	<b>13.38</b>

Program Components	Factor																
Skating Skills	0.75	4.25	4.00	4.25	5.25	4.50	5.00	4.00	4.75	4.00	5.25	4.00	4.25	-	4.36		
Timing	1.00	4.50	3.75	4.75	5.75	4.25	5.00	3.75	4.50	4.00	5.25	4.50	4.00	-	4.36		
Performance / Execution	0.75	4.25	4.25	4.75	5.50	4.50	5.00	4.25	4.75	4.00	5.25	4.50	4.25	-	4.50		
Interpretation	0.50	4.50	4.25	5.00	5.00	4.25	4.75	4.25	4.50	4.00	5.50	4.25	4.25	-	4.50		
<b>Judges Total Program Component Score (factorized)</b>																	<b>13.26</b>

<b>Deductions:</b>	Time Violation:	0.00	Extra Element:	0.00	Illegal Element/Movement:	0.00
	Costume & Prop violation:	0.00	Interruption in excess:	0.00	Fall:	0.00
						<b>0.00</b>

Rank	Name	NOC Code	Total Segment Score =	Total Element Score +	Program Score (factorized)	Component Score +	Total Deductions -
18	GOLOVINA Julia - VOIKO Oleg	UKR	26.13	12.77	13.36	0.00	

#	Executed Elements	Base Value	GOE	The Judges Panel (in random order)											Scores of Panel
---	-------------------	------------	-----	------------------------------------	--	--	--	--	--	--	--	--	--	--	-----------------

1	1S1	1.4	-0.13	-1	0	0	-2	0	0	0	-1	-1	-1	-1	0	-	1.27
2	1S2	1.9	-0.14	-1	-1	0	-2	0	-1	0	0	0	0	-1	0	-	1.76
3	1S3	2.3	-0.43	0	-1	-1	-1	-1	-1	-1	-1	-1	-1	0	-	1.87	
4	1S4	1.4	-0.13	0	0	0	-1	0	-1	0	-1	-1	-1	0	-	1.27	
5	2S1	1.6	-0.29	-1	0	-1	-1	-1	0	0	-1	0	-1	-1	0	-	1.31
6	2S2	2.2	-0.40	-1	-1	0	-2	-1	-1	0	0	-1	0	-1	0	-	1.80
7	2S3	2.6	-0.50	0	0	-1	-1	-1	-1	-1	-1	-1	-1	-1	0	-	2.10
8	2S4	1.6	-0.21	0	0	0	-1	0	0	-1	-1	-1	-1	-1	0	-	1.39
<b>15.0</b>																	<b>12.77</b>

Program Components	Factor																
Skating Skills	0.75	4.00	5.00	4.50	4.25	5.25	4.50	5.00	4.25	3.75	4.50	4.00	4.75	-	4.57		
Timing	1.00	3.75	4.75	3.75	3.75	4.75	4.25	4.50	4.00	3.25	4.50	4.25	4.50	-	4.21		
Performance / Execution	0.75	4.25	5.00	4.50	4.00	5.00	4.50	5.25	4.00	3.50	4.75	4.25	4.50	-	4.57		
Interpretation	0.50	4.25	5.00	4.50	4.00	5.00	4.75	5.00	4.25	3.75	4.75	4.00	4.50	-	4.57		
<b>Judges Total Program Component Score (factorized)</b>																	<b>13.36</b>

<b>Deductions:</b>	Time Violation:	0.00	Extra Element:	0.00	Illegal Element/Movement:	0.00
	Costume & Prop violation:	0.00	Interruption in excess:	0.00	Fall:	0.00
						<b>0.00</b>

### JUDGES DETAILS PER SKATER

PALAVELA TUE 25 JAN 2005

Rank	Name	NOC Code	Total Segment Score =	Total Element Score +	Program Score (factorized)	Component Score +	Total Deductions -
19	AURELI Alessia - VATURI Andrea	ITA	25.83	13.56	12.27	0.00	

#	Executed Elements	Base Value	GOE	The Judges Panel (in random order)											Scores of Panel		
1	1S1	1.4	-0.30	-1	-1	-1	-1	-1	-1	-1	0	-1	-2	0	0	-	1.10
2	1S2	1.9	-0.14	0	0	0	-1	0	-1	-1	0	-1	0	0	0	-	1.76
3	1S3	2.3	-0.21	0	-1	0	0	-1	-1	-1	0	0	-1	1	0	-	2.09
4	1S4	1.4	-0.13	0	-1	0	-1	0	0	-1	0	0	0	0	-1	-	1.27
5	2S1	1.6	-0.36	0	-1	-1	-1	0	-1	-1	-1	-2	-1	0	0	-	1.24
6	2S2	2.2	-0.30	-1	-1	0	0	0	-1	-1	0	-1	0	1	0	-	1.90
7	2S3	2.6	0.00	0	0	0	0	0	0	-1	0	0	0	0	0	-	2.60
8	2S4	1.6	0.00	0	0	0	0	0	0	-1	0	0	0	1	0	-	1.60
		<b>15.0</b>															<b>13.56</b>

Program Components	Factor															
Skating Skills	0.75	4.50	3.75	4.50	4.50	4.50	4.00	3.50	4.50	3.50	4.00	4.50	4.25	-	4.14	
Timing	1.00	4.00	3.75	4.50	4.25	4.25	3.75	3.25	4.50	3.50	4.00	5.00	4.00	-	3.96	
Performance / Execution	0.75	4.75	3.75	4.75	4.50	4.25	4.00	3.75	4.25	3.25	3.75	4.75	4.25	-	4.14	
Interpretation	0.50	5.50	4.00	4.75	4.50	4.25	4.50	3.50	4.50	3.75	3.75	4.75	4.25	-	4.18	
<b>Judges Total Program Component Score (factorized)</b>																<b>12.27</b>
<b>Deductions:</b>	Time Violation:	0.00	Extra Element:				0.00	Illegal Element/Movement:				0.00				
	Costume & Prop violation:	0.00	Interruption in excess:				0.00	Fall:				0.00	<b>0.00</b>			

Rank	Name	NOC Code	Total Segment Score =	Total Element Score +	Program Score (factorized)	Component Score +	Total Deductions -
20	KELLER Daniela - KELLER Fabian	SUI	21.08	10.75	10.33	0.00	

#	Executed Elements	Base Value	GOE	The Judges Panel (in random order)											Scores of Panel		
1	1S1	1.4	-0.21	-1	-1	0	-1	-1	-1	-1	0	-1	0	0	0	-	1.19
2	1S2	1.9	-0.57	-1	-1	-1	-2	-1	-1	-2	-1	-1	-1	-1	-	1.33	
3	1S3	2.3	-0.43	-1	-1	0	-1	-1	-1	-2	-1	0	0	0	-	1.87	
4	1S4	1.4	-0.26	0	-1	-1	-1	-1	-1	-2	-1	-1	0	0	-1	-	1.14
5	2S1	1.6	-0.50	-1	-1	-1	-2	-1	-1	-1	-1	0	0	-1	-	1.10	
6	2S2	2.2	-0.96	-2	-2	-1	-2	-1	-1	-2	-1	-1	-1	0	-	1.24	
7	2S3	2.6	-0.96	-2	-1	-1	-1	-2	-2	-2	-1	-2	-1	0	-1	-	1.64
8	2S4	1.6	-0.36	0	-1	0	-2	-1	-1	-2	0	-1	0	0	0	-	1.24
		<b>15.0</b>															<b>10.75</b>

Program Components	Factor															
Skating Skills	0.75	3.75	3.25	3.75	3.75	3.75	4.00	3.00	4.00	3.00	4.25	3.75	3.50	-	3.54	
Timing	1.00	3.25	3.25	3.75	4.00	3.50	4.00	2.75	3.75	3.00	4.25	4.00	3.25	-	3.43	
Performance / Execution	0.75	3.50	3.00	4.25	3.25	3.50	4.00	3.00	4.00	3.00	4.00	3.75	3.50	-	3.39	
Interpretation	0.50	3.50	3.25	4.25	3.25	3.25	4.25	3.00	4.00	3.00	4.00	4.00	3.50	-	3.39	
<b>Judges Total Program Component Score (factorized)</b>																<b>10.33</b>
<b>Deductions:</b>	Time Violation:	0.00	Extra Element:				0.00	Illegal Element/Movement:				0.00				
	Costume & Prop violation:	0.00	Interruption in excess:				0.00	Fall:				0.00	<b>0.00</b>			

### JUDGES DETAILS PER SKATER

PALAVELA TUE 25 JAN 2005

Rank	Name	NOC Code	Total Segment Score =	Total Element Score +	Program Score (factorized)	Component Score (factorized) +	Total Deductions -
21	JANOSTAKOVA Diana - PROCHAZKA Jiri	CZE	19.97	10.03		10.94	1.00

#	Executed Elements	Base Value	GOE	The Judges Panel (in random order)											Scores of Panel		
1	1S1	1.4	-0.21	-1	-1	0	-1	0	-2	-1	0	-1	-1	-1	0	-	1.19
2	1S2	1.9	-0.36	0	-1	0	-2	0	-2	-1	-1	-2	-1	-1	0	-	1.54
3	1S3	2.3	-0.79	-1	-2	-1	-2	-1	-2	-2	-1	-2	-2	0	-1	-	1.51
4	1S4	1.4	-0.17	0	-1	-1	-1	0	-1	-1	0	-2	0	-1	0	-	1.23
5	2S1	1.6	-1.21	-2	-2	-2	-3	-2	-3	-3	-3	-3	-3	-2	-2	-	0.39
6	2S2	2.2	-0.77	-1	-1	0	-2	-1	-2	-2	-1	-2	-1	-1	0	-	1.43
7	2S3	2.6	-0.96	-1	-2	-1	-2	-1	-2	-3	-2	-2	-1	-1	0	-	1.64
8	2S4	1.6	-0.50	0	-1	-1	-1	-1	-2	-2	0	-2	-1	-1	0	-	1.10
		<b>15.0</b>															<b>10.03</b>

Program Components	Factor																					
Skating Skills	0.75	3.75	3.75	3.50	3.25	4.50	3.75	3.00	4.00	2.75	3.00	3.50	4.00	-	3.46							
Timing	1.00	4.00	3.75	4.50	3.50	4.00	3.75	3.00	3.75	3.00	3.25	3.50	4.25	-	3.68							
Performance / Execution	0.75	4.25	3.50	4.25	3.25	4.25	3.75	3.25	3.75	2.75	3.25	3.25	4.00	-	3.68							
Interpretation	0.50	4.25	3.75	4.00	3.50	4.25	3.75	3.25	3.75	2.75	3.50	3.25	4.25	-	3.79							
<b>Judges Total Program Component Score (factorized)</b>																<b>10.94</b>						
<b>Deductions:</b>	Time Violation:	0.00	Extra Element:				0.00	Illegal Element/Movement:				0.00	Costume & Prop violation:		0.00	Interruption in excess:		0.00	Fall:		-1.00	-1.00

Rank	Name	NOC Code	Total Segment Score =	Total Element Score +	Program Score (factorized)	Component Score (factorized) +	Total Deductions -
22	GALCHENIUK Anna - KRUPEN Oleg	BLR	12.36	5.77		7.59	1.00

#	Executed Elements	Base Value	GOE	The Judges Panel (in random order)											Scores of Panel		
1	1S1	1.4	-0.64	-2	-2	-1	-2	-2	-2	-3	-1	-2	-2	-2	-1	-	0.76
2	1S2	1.9	-1.07	-1	-2	-2	-3	-2	-3	-3	-2	-3	-2	-2	-1	-	0.83
3	1S3	2.3	-1.07	-3	-2	-1	-2	-2	-3	-3	-1	-3	-2	-2	-1	-	1.23
4	1S4	1.4	-0.69	-2	-2	-2	-2	-2	-2	-3	-1	-3	-1	-2	-1	-	0.71
5	2S1	1.6	-1.00	-2	-2	-1	-3	-1	-2	-3	0	-3	-2	-2	-1	-	0.60
6	2S2	2.2	-1.60	-2	-3	-2	-3	-2	-3	-3	-1	-3	-2	-2	-1	-	0.60
7	2S3	2.6	-1.80	-3	-3	-2	-3	-2	-3	-3	-3	-3	-3	-3	-2	-	0.80
8	2S4	1.6	-1.36	-3	-3	-2	-3	-3	-2	-3	-1	-3	-2	-2	-1	-	0.24
		<b>15.0</b>															<b>5.77</b>

Program Components	Factor																					
Skating Skills	0.75	3.25	2.75	2.50	2.50	3.25	2.75	1.75	3.50	1.25	2.25	2.75	3.00	-	2.57							
Timing	1.00	2.50	2.50	2.75	2.75	2.75	2.00	1.50	3.00	1.00	2.00	2.50	2.75	-	2.39							
Performance / Execution	0.75	3.00	2.50	3.00	2.50	3.00	2.75	2.00	3.50	1.00	2.25	3.00	3.00	-	2.61							
Interpretation	0.50	3.25	2.50	3.00	2.75	3.00	2.50	2.00	3.25	1.50	2.00	3.00	3.00	-	2.61							
<b>Judges Total Program Component Score (factorized)</b>																<b>7.59</b>						
<b>Deductions:</b>	Time Violation:	0.00	Extra Element:				0.00	Illegal Element/Movement:				0.00	Costume & Prop violation:		0.00	Interruption in excess:		0.00	Fall:		-1.00	-1.00



JUDGES DETAILS PER SKATER

PALAVELA FRI 28 JAN 2005

Rank	Name	NOC Code	Total Segment Score =	Total Element Score +	Program Score (factorized)	Total Component Score +	Total Deductions -
1	NAVKA Tatiana - KOSTOMAROV Roman	RUS	107.16	42.57		64.59	0.00

#	Executed Elements	Base Value	GOE	The Judges Panel (in random order)											Scores of Panel		
1	STw3	2.5	-0.50	-1	-1	-1	-1	-1	-1	-1	-1	0	-1	-1	-1	-	2.00
2	CoSp3	3.5	0.50	1	1	1	1	0	1	1	2	2	1	0	0	-	4.00
3	SILi4	2.5	0.71	1	2	1	2	1	1	2	2	2	1	1	1	-	3.21
4	RRoLi4	4.2	0.71	1	1	-1	2	0	1	2	2	2	1	1	1	-	4.91
5	CuLi4	3.0	0.50	1	1	1	1	2	1	1	1	2	1	1	0	-	3.50
6	Sp3	3.0	0.36	1	0	1	1	1	0	1	1	1	1	0	0	-	3.36
7	CCiSt2	4.4	0.86	2	1	0	2	1	0	1	1	1	1	0	0	-	5.26
8	DiSt2	3.5	0.86	1	1	0	0	0	1	2	1	0	1	1	1	-	4.36
9	STw4	3.2	-0.14	0	0	0	-1	-1	-1	0	0	0	0	-1	0	-	3.06
10	SeLi4	4.2	0.57	1	1	1	1	2	1	2	2	1	1	1	1	-	4.77
11	RoLi4	3.5	0.64	1	1	0	2	0	0	2	2	1	1	1	1	-	4.14
		<b>37.5</b>													<b>42.57</b>		

Program Components

Program Components	Factor															
Skating Skills	1.50	7.50	8.25	7.50	8.50	8.25	8.00	8.00	7.75	7.75	8.25	8.25	7.75	-	7.96	
Linking Footwork / Movement	2.00	7.50	7.75	7.75	8.50	8.00	7.50	8.00	7.75	7.75	8.25	8.25	7.50	-	7.86	
Performance	1.50	7.50	8.00	7.75	8.75	8.50	8.00	8.50	8.25	8.00	8.50	8.50	8.00	-	8.25	
Choreography	1.50	7.75	8.25	8.00	8.50	8.50	8.00	8.50	7.50	8.00	8.25	8.50	7.75	-	8.11	
Interpretation / Timing	1.50	8.00	8.00	7.50	8.75	8.00	7.50	8.50	8.25	8.00	8.50	8.50	8.00	-	8.25	
<b>Judges Total Program Component Score (factorized)</b>																<b>64.59</b>

Deductions:	Time Violation:	0.00	Extra Element:	0.00	Illegal Element/Movement:	0.00
	Costume & Prop violation:	0.00	Interruption in excess:	0.00	Fall:	0.00
						<b>0.00</b>

Rank	Name	NOC Code	Total Segment Score =	Total Element Score +	Program Score (factorized)	Total Component Score +	Total Deductions -
2	DELOBEL Isabelle - SCHOENFELDER Olivier	FRA	104.38	44.90		59.48	0.00

#	Executed Elements	Base Value	GOE	The Judges Panel (in random order)											Scores of Panel		
1	Sp3	3.0	0.43	1	2	2	0	0	1	0	1	2	1	1	1	-	3.43
2	SILi4	2.5	0.50	1	1	1	0	0	1	1	2	2	0	1	1	-	3.00
3	MiSt3	4.2	0.71	2	2	2	0	0	0	1	1	1	0	1	-	4.91	
4	RoLi4	3.5	0.71	2	1	1	1	0	1	1	2	2	0	1	2	-	4.21
5	STw4	3.2	0.43	1	1	2	0	0	1	1	1	1	0	1	-	3.63	
6	SeLi4	4.2	0.50	1	1	1	1	1	1	0	1	1	1	1	-	4.70	
7	CuLi4	3.0	0.29	1	1	1	0	1	1	0	1	0	1	0	-	3.29	
8	CoSp3	3.5	0.29	1	1	1	0	0	1	1	1	1	0	0	-	3.79	
9	CCiSt3	5.4	0.57	1	1	1	0	0	1	0	1	1	0	0	-	5.97	
10	STw4	3.2	0.07	1	1	1	0	0	0	0	1	0	0	0	-	3.27	
11	SILi4+RoLi4	4.2	0.50	2	1	1	1	2	1	1	1	1	1	1	-	4.70	
		<b>39.9</b>													<b>44.90</b>		

Program Components

Program Components	Factor															
Skating Skills	1.50	7.75	8.00	7.50	7.25	7.25	7.75	7.50	7.25	7.50	7.50	7.50	7.50	-	7.50	
Linking Footwork / Movement	2.00	7.50	7.25	7.50	7.00	7.25	7.50	7.25	7.50	7.25	7.25	7.25	7.25	-	7.32	
Performance	1.50	7.75	7.75	7.50	7.25	8.00	7.50	7.25	7.25	7.25	7.50	7.50	7.50	-	7.39	
Choreography	1.50	7.75	7.50	7.75	7.00	8.00	7.75	7.50	7.25	7.50	7.50	7.50	7.50	-	7.50	
Interpretation / Timing	1.50	8.00	7.75	7.50	7.25	7.50	7.50	7.50	7.50	7.25	7.75	7.50	7.50	-	7.50	
<b>Judges Total Program Component Score (factorized)</b>																<b>59.48</b>

Deductions:	Time Violation:	0.00	Extra Element:	0.00	Illegal Element/Movement:	0.00
	Costume & Prop violation:	0.00	Interruption in excess:	0.00	Fall:	0.00
						<b>0.00</b>





JUDGES DETAILS PER SKATER

PALAVELA FRI 28 JAN 2005

Rank	Name	NOC Code	Total Segment Score =	Total Element Score +	Program Score (factorized)	Total Component Score +	Total Deductions -
3	GRUSHINA Elena - GONCHAROV Ruslan	UKR	102.90	41.56		61.34	0.00

# Executed Elements	Base Value	GOE	The Judges Panel (in random order)											Scores of Panel				
1 Sp3	3.0	0.07	0	1	0	0	-1	0	0	1	0	1	0	1	0	-1	-	3.07
2 SILi4	2.5	0.50	1	1	1	1	1	1	1	1	1	2	1	1	1	-	3.00	
3 CCISt2	4.4	0.57	1	1	0	1	0	0	1	1	1	0	0	0	0	-	4.97	
4 CuLi4	3.0	0.43	1	1	1	1	0	1	1	1	1	2	0	1	0	-	3.43	
5 STw4	3.2	0.29	1	1	1	0	0	1	1	1	1	0	0	0	0	-	3.49	
6 RoLi4	3.5	0.43	1	1	1	1	0	0	1	1	1	0	1	1	1	-	3.93	
7 SeLi4	4.2	0.21	0	2	0	0	1	0	1	1	0	1	1	0	0	-	4.41	
8 CoSp3	3.5	0.36	1	1	1	0	0	1	1	1	1	1	0	0	0	-	3.86	
9 STw4	3.2	0.00	0	0	0	0	0	0	0	1	0	0	0	0	0	-	3.20	
10 DiSt2	3.5	0.00	0	0	0	0	0	0	0	1	0	0	0	0	0	-	3.50	
11 SILi4+RoLi4	4.2	0.50	1	1	0	1	1	0	2	2	0	1	1	1	1	-	4.70	
		<b>38.2</b>														<b>41.56</b>		

Program Components

Program Components	Factor	The Judges Panel (in random order)											Total		
Skating Skills	1.50	7.75	7.75	7.50	7.50	7.75	7.75	7.75	7.50	7.75	7.75	7.50	7.25	-	7.64
Linking Footwork / Movement	2.00	7.25	7.50	7.00	7.50	7.75	7.50	7.75	7.50	7.75	7.50	7.50	7.25	-	7.50
Performance	1.50	7.50	8.00	7.50	7.75	8.00	7.75	8.00	7.75	7.75	7.75	7.50	7.50	-	7.68
Choreography	1.50	7.50	7.75	7.75	7.75	8.00	7.50	8.25	7.25	8.00	7.75	7.75	7.50	-	7.68
Interpretation / Timing	1.50	7.75	8.00	7.50	8.00	7.75	7.50	8.00	7.75	8.00	8.00	7.75	8.00	-	7.89
Judges Total Program Component Score (factorized)														<b>61.34</b>	

Deductions:	Time Violation:	0.00	Extra Element:	0.00	Illegal Element/Movement:	0.00	Fall:	0.00	Total
Costume & Prop violation:	0.00	Interruption in excess:	0.00						<b>0.00</b>

Rank	Name	NOC Code	Total Segment Score =	Total Element Score +	Program Score (factorized)	Total Component Score +	Total Deductions -
4	CHAIT Galit - SAKHNOVSKI Sergei	ISR	101.99	42.55		59.44	0.00

# Executed Elements	Base Value	GOE	The Judges Panel (in random order)											Scores of Panel		
1 SILi4	2.5	0.57	1	1	1	1	1	1	2	2	1	0	1	1	-	3.07
2 RoLi4	3.5	0.71	1	1	1	1	0	0	2	2	2	1	1	2	-	4.21
3 CCISt2	4.4	0.43	0	0	0	1	0	0	1	1	1	0	0	0	-	4.83
4 CoSp3	3.5	0.07	0	0	0	0	0	0	1	1	0	0	0	0	-	3.57
5 STw4	3.2	-0.14	0	0	-1	0	0	-1	1	1	0	-1	-1	-1	-	3.06
6 Sp3	3.0	0.29	1	1	1	0	-1	0	1	1	1	1	0	0	-	3.29
7 SeLi4	4.2	0.64	2	1	1	1	1	1	2	1	2	1	1	1	-	4.84
8 DiSt3	4.2	0.29	0	0	0	1	0	0	1	1	0	0	0	0	-	4.49
9 STw4	3.2	0.07	0	0	-1	0	0	0	1	1	0	0	0	0	-	3.27
10 CuLi4	3.0	0.29	1	1	0	1	1	0	1	1	1	0	0	0	-	3.29
11 RoLi4+CuLi3	4.2	0.43	1	1	0	1	1	0	2	1	0	1	1	1	-	4.63
		<b>38.9</b>														<b>42.55</b>

Program Components

Program Components	Factor	The Judges Panel (in random order)											Total		
Skating Skills	1.50	7.50	7.50	6.75	7.75	7.50	6.75	7.75	7.25	7.50	7.50	7.50	7.00	-	7.43
Linking Footwork / Movement	2.00	7.50	7.50	7.00	7.75	7.50	7.00	7.50	7.25	7.00	7.25	7.50	7.25	-	7.32
Performance	1.50	7.50	7.50	7.00	7.75	8.00	7.00	8.00	7.50	7.00	7.50	7.50	7.50	-	7.46
Choreography	1.50	7.25	7.25	7.25	7.75	8.00	7.25	8.00	7.25	7.25	7.50	7.50	7.50	-	7.43
Interpretation / Timing	1.50	7.50	7.25	7.00	7.75	7.75	6.75	8.00	7.75	7.25	7.50	7.50	7.50	-	7.54
Judges Total Program Component Score (factorized)														<b>59.44</b>	

Deductions:	Time Violation:	0.00	Extra Element:	0.00	Illegal Element/Movement:	0.00	Fall:	0.00	Total
Costume & Prop violation:	0.00	Interruption in excess:	0.00						<b>0.00</b>





JUDGES DETAILS PER SKATER

PALAVELA FRI 28 JAN 2005

Rank	Name	NOC Code	Total Segment Score =	Total Element Score +	Program Score (factorized)	Total Component Score +	Total Deductions -
5	FAIELLA Federica - SCALI Massimo	ITA	91.83	38.91		52.92	0.00

#	Executed Elements	Base Value	GOE	The Judges Panel (in random order)											Scores of Panel		
1	Sp3	3.0	0.36	1	1	0	0	1	1	0	1	1	1	1	0	-	3.36
2	RoLi4	3.5	0.29	0	1	1	0	0	1	1	1	1	1	0	0	-	3.79
3	DiSt2	3.5	0.43	1	1	1	0	0	0	1	0	1	0	0	1	-	3.93
4	STw4	3.2	-0.14	0	0	1	-1	0	0	0	0	0	-1	-1	-	3.06	
5	SiLi3	2.0	0.29	1	1	1	0	1	1	1	1	2	0	0	0	-	2.29
6	CoSp2	3.0	-0.21	0	0	-1	-1	0	-1	0	1	-1	0	0	-1	-	2.79
7	SeLi4	4.2	0.50	1	2	1	1	2	1	1	1	2	1	1	1	-	4.70
8	CuLi3	2.5	0.00	0	0	1	0	1	0	0	0	0	0	0	0	-	2.50
9	STw4	3.2	-0.14	0	0	0	-1	0	0	0	1	0	-1	-1	0	-	3.06
10	CCiSt2	4.4	0.00	0	1	0	0	0	0	1	0	0	0	0	0	-	4.40
11	CuLi4+RoLi4	4.6	0.43	1	2	0	0	1	1	1	1	1	0	1	1	-	5.03
		<b>37.1</b>													<b>38.91</b>		

Program Components

Program Components	Factor	The Judges Panel (in random order)											Total		
Skating Skills	1.50	6.50	6.75	6.75	6.25	6.50	6.50	6.75	6.50	7.00	6.75	6.50	6.25	-	6.54
Linking Footwork / Movement	2.00	6.25	6.50	6.50	6.00	6.75	6.50	6.50	6.00	7.00	6.50	6.50	6.50	-	6.39
Performance	1.50	6.50	7.00	6.75	6.25	7.00	6.75	7.25	6.50	7.00	6.75	6.50	7.00	-	6.71
Choreography	1.50	6.50	6.75	6.50	6.50	7.00	6.75	7.00	6.50	7.00	6.50	6.75	7.00	-	6.71
Interpretation / Timing	1.50	6.75	7.00	7.00	6.50	7.00	6.75	7.25	6.75	7.00	6.75	6.50	7.00	-	6.79
<b>Judges Total Program Component Score (factorized)</b>													<b>52.92</b>		

Deductions:

Time Violation:	0.00	Extra Element:	0.00	Illegal Element/Movement:	0.00
Costume & Prop violation:	0.00	Interruption in excess:	0.00	Fall:	0.00
<b>0.00</b>					

Rank	Name	NOC Code	Total Segment Score =	Total Element Score +	Program Score (factorized)	Total Component Score +	Total Deductions -
6	DOMNINA Oksana - SHABALIN Maxim	RUS	90.30	38.94		51.36	0.00

#	Executed Elements	Base Value	GOE	The Judges Panel (in random order)											Scores of Panel		
1	Sp3	3.0	0.07	1	0	0	0	0	0	0	1	-1	0	0	0	-	3.07
2	STw4	3.2	0.00	0	0	0	0	0	-1	0	1	1	-1	0	0	-	3.20
3	MiSt2	3.5	0.14	0	1	1	0	0	0	1	0	1	0	0	0	-	3.64
4	SiLi4	2.5	0.21	0	1	1	0	1	0	1	1	0	0	1	1	-	2.71
5	SeLi4	4.2	0.14	1	0	0	1	1	0	0	0	1	0	0	0	-	4.34
6	STw4	3.2	-0.36	-1	0	-1	-1	-1	-2	0	0	0	-1	-1	-1	-	2.84
7	CuLi4+RoLi4	4.6	0.50	1	1	1	1	1	1	1	1	0	1	1	1	-	5.10
8	CoSp3	3.5	-0.07	-1	0	-1	0	-1	0	0	0	0	0	0	-1	-	3.43
9	CCiSt2	4.4	0.00	0	0	0	0	0	0	0	0	1	0	0	0	-	4.40
10	CuLi4	3.0	0.07	0	0	1	1	1	0	0	1	0	0	0	0	-	3.07
11	RoLi4	3.5	-0.36	-1	0	0	0	-1	-1	-1	0	-1	-1	-1	0	-	3.14
		<b>38.6</b>													<b>38.94</b>		

Program Components

Program Components	Factor	The Judges Panel (in random order)											Total		
Skating Skills	1.50	6.50	6.25	6.25	7.00	6.50	6.25	6.75	6.25	6.50	6.50	6.25	6.50	-	6.46
Linking Footwork / Movement	2.00	6.00	6.00	6.00	6.00	6.50	6.25	6.50	6.00	6.25	6.00	6.25	6.25	-	6.21
Performance	1.50	6.25	6.50	6.75	7.25	6.75	6.00	6.75	6.25	6.50	6.50	6.50	7.00	-	6.54
Choreography	1.50	6.25	6.50	6.50	7.00	6.75	6.00	6.75	6.25	6.50	6.25	6.75	6.75	-	6.50
Interpretation / Timing	1.50	6.50	6.50	6.75	7.25	7.00	6.25	6.50	6.25	6.25	6.25	6.50	7.00	-	6.46
<b>Judges Total Program Component Score (factorized)</b>													<b>51.36</b>		

Deductions:

Time Violation:	0.00	Extra Element:	0.00	Illegal Element/Movement:	0.00
Costume & Prop violation:	0.00	Interruption in excess:	0.00	Fall:	0.00
<b>0.00</b>					





JUDGES DETAILS PER SKATER

PALAVELA FRI 28 JAN 2005

Rank	Name	NOC Code	Total Segment Score =	Total Element Score +	Program Score (factorized)	Total Component Score +	Total Deductions -
7	KULIKOVA Svetlana - NOVIKOV Vitali	RUS	87.28	38.89		48.39	0.00

#	Executed Elements	Base Value	GOE	The Judges Panel (in random order)											Scores of Panel		
1	SeLi4	4.2	0.29	1	0	1	0	1	0	1	1	1	1	0	0	-	4.49
2	CoSp3	3.5	0.00	0	0	1	0	-1	0	1	0	-1	0	0	0	-	3.50
3	STw4	3.2	-0.43	-1	-1	-1	-1	0	-1	0	0	-1	-1	-1	-	2.77	
4	CCiSt2	4.4	0.00	0	0	1	0	0	0	1	0	0	0	0	0	-	4.40
5	STw4	3.2	-0.29	0	0	-1	0	0	-1	0	1	-1	-1	-1	-	2.91	
6	SILi4	2.5	0.00	0	0	0	0	0	0	1	-1	0	0	0	0	-	2.50
7	CuLi4+RoLi4	4.6	0.50	1	0	1	1	0	1	1	1	1	1	0	1	-	5.10
8	CuLi4	3.0	0.07	1	1	1	0	1	0	0	1	0	0	0	0	-	3.07
9	Sp3	3.0	0.00	0	0	0	0	-1	0	0	0	0	0	0	0	-	3.00
10	MiSt2	3.5	-0.14	0	0	-1	0	0	0	0	-1	-1	0	0	0	-	3.36
11	RoLi4	3.5	0.29	1	1	1	1	0	0	1	1	0	0	0	1	-	3.79
		<b>38.6</b>													<b>38.89</b>		

Program Components

Program Components	Factor															
Skating Skills	1.50	6.00	5.50	5.50	6.25	5.75	6.25	6.25	6.00	6.00	5.75	5.25	5.75	-	6.00	
Linking Footwork / Movement	2.00	5.75	5.50	5.75	6.25	6.00	6.00	6.00	6.00	5.75	5.50	5.25	5.75	-	5.82	
Performance	1.50	6.25	5.25	5.75	6.50	5.75	6.00	6.00	6.00	6.25	6.25	5.75	6.75	-	6.18	
Choreography	1.50	6.25	5.75	6.00	6.50	6.00	6.00	6.00	6.25	6.00	5.75	6.00	6.50	-	6.14	
Interpretation / Timing	1.50	6.00	5.75	6.00	6.50	6.25	6.25	6.25	6.25	6.00	6.00	5.75	6.50	-	6.18	
<b>Judges Total Program Component Score (factorized)</b>																<b>48.39</b>

Deductions:	Time Violation:	0.00	Extra Element:	0.00	Illegal Element/Movement:	0.00
	Costume & Prop violation:	0.00	Interruption in excess:	0.00	Fall:	0.00
						<b>0.00</b>

Rank	Name	NOC Code	Total Segment Score =	Total Element Score +	Program Score (factorized)	Total Component Score +	Total Deductions -
8	KERR Sinead - KERR John	GBR	85.25	38.03		47.22	0.00

#	Executed Elements	Base Value	GOE	The Judges Panel (in random order)											Scores of Panel		
1	SeLi4	4.2	0.07	0	1	0	0	1	1	0	0	0	1	0	0	-	4.27
2	CoSp3	3.5	0.14	0	0	0	0	0	0	1	1	1	0	0	0	-	3.64
3	STw4	3.2	-0.50	-1	-1	-1	-1	-1	-1	-1	0	-1	-1	-1	-	2.70	
4	SILi4	2.5	0.50	1	1	1	1	1	1	1	1	1	0	1	-	3.00	
5	CuLi3+RoLi3	3.9	0.00	0	0	0	0	0	0	0	0	0	0	0	0	-	3.90
6	STw4	3.2	-0.21	0	0	-1	-1	-1	-1	0	0	-1	0	-1	0	-	2.99
7	CCiSt2	4.4	0.00	0	0	0	0	0	0	0	0	0	0	0	0	-	4.40
8	RoLi4	3.5	0.00	0	0	1	0	0	0	0	1	0	0	0	0	-	3.50
9	Sp2	2.5	0.07	0	1	1	0	0	1	0	1	0	0	0	0	-	2.57
10	DiSt3	4.2	-0.14	1	1	0	-1	-1	0	0	-1	0	0	0	0	-	4.06
11	CuLi4	3.0	0.00	0	0	0	0	1	0	0	0	1	0	0	0	-	3.00
		<b>38.1</b>													<b>38.03</b>		

Program Components

Program Components	Factor															
Skating Skills	1.50	5.50	5.50	5.75	5.75	5.75	6.25	6.00	5.75	6.25	6.00	5.50	6.25	-	5.93	
Linking Footwork / Movement	2.00	5.25	5.50	6.25	5.75	5.75	6.25	5.75	5.00	6.25	5.75	5.50	6.25	-	5.79	
Performance	1.50	5.25	6.00	5.75	5.75	6.00	6.00	6.25	5.75	6.00	6.00	5.50	6.75	-	5.89	
Choreography	1.50	5.50	6.00	6.50	5.75	5.75	6.25	6.00	5.75	6.25	5.75	5.75	6.75	-	5.93	
Interpretation / Timing	1.50	5.75	6.00	6.00	5.75	6.00	6.50	6.00	5.75	6.25	6.00	5.75	6.75	-	6.00	
<b>Judges Total Program Component Score (factorized)</b>																<b>47.22</b>

Deductions:	Time Violation:	0.00	Extra Element:	0.00	Illegal Element/Movement:	0.00
	Costume & Prop violation:	0.00	Interruption in excess:	0.00	Fall:	0.00
						<b>0.00</b>





JUDGES DETAILS PER SKATER

PALAVELA FRI 28 JAN 2005

Rank	Name	NOC Code	Total Segment Score =	Total Element Score +	Program Score (factorized)	Total Component Score +	Total Deductions -
9	FRASER Kristin - LUKANIN Igor	AZE	85.03	38.77		46.26	0.00

# Executed Elements	Base Value	GOE	The Judges Panel (in random order)												Scores of Panel		
1	SILi4	2.5	0.07	0	0	1	0	1	0	1	0	0	1	0	0	-	2.57
2	CCiSt2	4.4	0.57	1	1	1	0	1	1	1	1	1	0	0	0	-	4.97
3	CoSp3	3.5	0.00	0	0	0	0	0	0	1	-1	0	0	0	-	3.50	
4	STw4	3.2	0.00	0	1	1	0	0	0	1	0	0	0	0	-	3.20	
5	SeLi4	4.2	0.50	1	1	1	1	1	1	1	1	1	1	1	-	4.70	
6	SILi4+RoLi4	4.2	0.00	0	0	0	0	1	0	0	0	0	0	0	-	4.20	
7	STw4	3.2	-0.21	0	-1	-1	-1	0	-1	0	0	0	-1	-1	-	2.99	
8	CuLi3	2.5	0.14	1	0	0	0	1	0	1	1	0	0	0	-	2.64	
9	MiSt2	3.5	-0.14	0	0	0	0	0	-1	0	0	-1	0	0	-	3.36	
10	RoLi4	3.5	0.14	1	0	1	0	0	1	0	1	0	0	0	-	3.64	
11	Sp3	3.0	0.00	0	0	-1	0	0	0	0	0	0	0	-1	-	3.00	
		<b>37.7</b>														<b>38.77</b>	

Program Components

Program Components	Factor														
Skating Skills	1.50	5.50	5.50	5.75	5.75	6.00	5.75	6.25	5.75	6.00	5.75	5.50	5.50	-	5.71
Linking Footwork / Movement	2.00	5.25	5.25	6.00	5.75	6.25	6.00	6.25	5.75	5.75	5.50	5.25	5.00	-	5.61
Performance	1.50	5.50	5.25	5.50	6.00	6.00	6.00	6.00	5.75	6.00	5.75	5.75	5.75	-	5.86
Choreography	1.50	5.75	5.50	6.25	6.00	6.00	6.00	6.25	5.75	6.00	5.75	6.00	5.50	-	5.89
Interpretation / Timing	1.50	6.00	5.75	6.00	6.00	6.25	6.00	6.00	6.00	5.75	5.75	5.75	5.50	-	5.89
<b>Judges Total Program Component Score (factorized)</b>															<b>46.26</b>

Deductions:	Time Violation:	0.00	Extra Element:	0.00	Illegal Element/Movement:	0.00	Fall:	0.00	0.00
Costume & Prop violation:	0.00		Interruption in excess:	0.00					

Rank	Name	NOC Code	Total Segment Score =	Total Element Score +	Program Score (factorized)	Total Component Score +	Total Deductions -
10	HOFFMANN Nora - ELEK Attila	HUN	83.20	39.61		43.59	0.00

# Executed Elements	Base Value	GOE	The Judges Panel (in random order)												Scores of Panel		
1	CuLi4+RoLi4	4.6	0.50	1	1	-1	1	1	1	1	1	0	1	1	1	-	5.10
2	RoLi4	3.5	0.29	0	1	-1	0	0	0	1	1	1	1	0	1	-	3.79
3	CCiSt2	4.4	0.29	1	1	0	0	0	0	1	0	1	0	0	0	-	4.69
4	STw4	3.2	-0.43	0	0	-1	-1	0	-1	-1	0	-1	-1	-1	-	2.77	
5	CoSp3	3.5	0.07	0	0	0	0	0	1	1	0	0	0	0	-	3.57	
6	SeLi4	4.2	0.29	0	0	0	1	1	0	1	1	1	0	0	1	-	4.49
7	CuLi4	3.0	0.00	0	0	0	0	1	0	1	0	0	0	0	0	-	3.00
8	STw4	3.2	0.00	0	0	0	0	0	-1	0	0	0	0	0	0	-	3.20
9	SILi4	2.5	0.00	0	0	0	0	0	0	0	0	0	0	0	-	2.50	
10	Sp3	3.0	0.00	0	1	0	0	-1	0	0	0	1	0	0	0	-	3.00
11	MiSt2	3.5	0.00	0	0	0	0	0	0	0	0	0	0	0	0	-	3.50
		<b>38.6</b>														<b>39.61</b>	

Program Components

Program Components	Factor														
Skating Skills	1.50	5.00	5.25	5.25	5.50	5.25	5.50	5.75	5.00	5.75	5.50	5.25	5.25	-	5.39
Linking Footwork / Movement	2.00	4.75	5.00	5.25	5.25	5.50	5.25	5.75	5.00	5.75	5.25	5.00	5.00	-	5.21
Performance	1.50	5.25	5.75	5.00	5.25	5.50	5.75	6.00	5.50	5.50	5.75	5.50	5.50	-	5.54
Choreography	1.50	5.00	5.75	5.75	5.50	5.75	5.75	5.75	5.25	5.75	5.50	5.75	5.25	-	5.54
Interpretation / Timing	1.50	5.50	5.50	5.50	5.75	5.50	5.75	6.00	5.50	5.75	5.75	5.50	5.50	-	5.64
<b>Judges Total Program Component Score (factorized)</b>															<b>43.59</b>

Deductions:	Time Violation:	0.00	Extra Element:	0.00	Illegal Element/Movement:	0.00	Fall:	0.00	0.00
Costume & Prop violation:	0.00		Interruption in excess:	0.00					







JUDGES DETAILS PER SKATER

PALAVELA FRI 28 JAN 2005

Rank	Name	NOC Code	Total Segment Score =	Total Element Score +	Program Score (factorized)	Total Component Score +	Total Deductions -
11	GREBENKINA Anastasia - AZROJAN Vazgen	ARM	80.85	39.16		41.69	0.00

#	Executed Elements	Base Value	GOE	The Judges Panel (in random order)											Scores of Panel		
1	STw4	3.2	0.21	1	1	1	0	0	1	0	0	1	0	0	1	-	3.41
2	SILi4	2.5	0.14	0	-1	0	1	1	0	1	0	1	0	0	0	-	2.64
3	RoLi4+CuLi4	4.6	0.00	0	0	-1	0	0	0	0	0	1	0	0	0	-	4.60
4	CoSp3	3.5	0.14	0	0	0	0	0	0	1	0	1	1	0	0	-	3.64
5	CCiSt3	5.4	-0.14	0	0	0	0	0	0	0	-1	0	0	-1	0	-	5.26
6	SeLi4	4.2	0.07	1	-1	0	0	1	0	0	0	1	0	0	0	-	4.27
7	CuLi4	3.0	0.00	0	-1	0	0	0	0	0	0	0	0	0	0	-	3.00
8	Sp3	3.0	0.00	0	0	0	0	-1	-1	0	0	1	0	0	0	-	3.00
9	STw4	3.2	-0.43	-1	0	0	-1	-1	-1	0	-1	0	-1	-1	-1	-	2.77
10	MiSt2	3.5	0.00	1	0	0	0	0	0	0	0	0	0	0	0	-	3.50
11	RoLi4	3.5	-0.43	-1	-1	0	-1	-1	-1	0	0	-1	-1	-1	-1	-	3.07
		<b>39.6</b>															<b>39.16</b>

Program Components

Program Components	Factor															
Skating Skills	1.50	5.25	5.00	5.00	5.25	5.25	5.25	5.50	4.75	5.50	5.25	4.75	4.75	-	5.14	
Linking Footwork / Movement	2.00	5.25	4.75	4.75	5.25	5.25	5.25	5.25	5.00	5.00	5.00	4.75	4.50	-	5.07	
Performance	1.50	5.50	5.25	5.25	5.75	5.25	5.25	5.50	5.00	5.50	5.50	5.25	5.00	-	5.36	
Choreography	1.50	5.00	4.75	5.50	5.50	5.50	5.50	5.00	5.00	5.50	5.25	5.25	4.75	-	5.21	
Interpretation / Timing	1.50	5.25	5.00	5.50	5.75	5.50	5.25	5.50	5.00	5.75	5.50	5.00	4.75	-	5.32	
<b>Judges Total Program Component Score (factorized)</b>																<b>41.69</b>

Deductions:	Time Violation:	0.00	Extra Element:	0.00	Illegal Element/Movement:	0.00	Fall:	0.00	0.00
	Costume & Prop violation:	0.00	Interruption in excess:	0.00					

Rank	Name	NOC Code	Total Segment Score =	Total Element Score +	Program Score (factorized)	Total Component Score +	Total Deductions -
12	GUDINA Natalia - BELETSKI Alexei	ISR	76.61	36.50		40.11	0.00

#	Executed Elements	Base Value	GOE	The Judges Panel (in random order)											Scores of Panel		
1	MiSt3	4.2	0.14	0	0	0	0	0	0	1	0	1	0	0	0	-	4.34
2	CCiSt3	5.4	0.00	0	1	0	0	0	0	1	0	0	0	0	0	-	5.40
3	RoLi3	3.0	0.00	0	0	0	0	0	0	0	0	0	0	0	0	-	3.00
4	STw4	3.2	-0.50	-1	-1	-1	-1	-1	-2	0	-1	-1	-1	-1	-1	-	2.70
5	CuLi3	2.5	0.00	0	1	1	0	1	0	1	0	0	0	0	0	-	2.50
6	CoSp3	3.5	-0.21	0	0	0	0	-1	0	0	0	-1	-1	-1	-1	-	3.29
7	SeLi3	3.5	-0.07	0	0	-1	0	0	-1	0	0	-1	0	0	0	-	3.43
8	SILi4	2.5	0.14	0	1	1	1	1	0	1	0	1	0	0	0	-	2.64
9	Sp3	3.0	0.00	0	0	-1	0	0	0	0	0	0	0	-1	-	3.00	
10	STw4	3.2	-0.29	0	0	-1	-1	-1	-1	0	0	-1	0	-1	-1	-	2.91
11	CuLi3+RoLi2	3.5	-0.21	-1	0	-1	0	1	0	0	-1	0	0	-1	-1	-	3.29
		<b>37.5</b>															<b>36.50</b>

Program Components

Program Components	Factor															
Skating Skills	1.50	4.75	5.00	5.50	5.25	4.75	5.25	5.75	4.50	5.00	5.25	4.75	5.00	-	5.04	
Linking Footwork / Movement	2.00	4.50	4.75	5.00	4.75	4.75	4.75	5.50	4.50	5.25	5.00	4.50	4.25	-	4.75	
Performance	1.50	5.00	5.25	5.25	5.00	5.00	5.50	5.50	4.75	5.00	5.25	4.75	5.25	-	5.11	
Choreography	1.50	5.00	5.00	5.50	5.25	5.25	5.25	5.75	4.75	5.25	5.25	5.00	5.00	-	5.14	
Interpretation / Timing	1.50	5.25	5.25	5.50	5.00	5.00	5.25	5.75	4.75	5.25	5.50	4.75	4.75	-	5.11	
<b>Judges Total Program Component Score (factorized)</b>																<b>40.11</b>

Deductions:	Time Violation:	0.00	Extra Element:	0.00	Illegal Element/Movement:	0.00	Fall:	0.00	0.00
	Costume & Prop violation:	0.00	Interruption in excess:	0.00					





JUDGES DETAILS PER SKATER

PALAVELA FRI 28 JAN 2005

Rank	Name	NOC Code	Total Segment Score =	Total Element Score +	Program Score (factorized)	Total Component Score +	Total Deductions -
13	PECHALAT Nathalie - BOURZAT Fabien	FRA	75.94	34.50		41.44	0.00

#	Executed Elements	Base Value	GOE	The Judges Panel (in random order)											Scores of Panel		
1	StLi3	1.5	0.00	0	1	0	0	0	0	0	0	1	0	0	0	-	1.50
2	CCiSt3	5.4	0.00	1	1	0	0	0	0	0	0	0	0	0	0	-	5.40
3	CuLi4	3.0	0.07	0	0	1	0	0	1	0	1	0	0	0	0	-	3.07
4	STw4	3.2	-0.36	-1	0	-1	-1	-1	-1	0	0	-1	0	-1	-1	-	2.84
5	CoSp2	3.0	-0.07	0	0	-1	0	0	-1	0	0	0	-1	0	0	-	2.93
6	SILi3	2.0	0.07	0	1	0	0	1	1	0	0	1	0	0	0	-	2.07
7	STw4	3.2	-0.21	0	0	0	-1	0	-1	0	0	0	0	-1	-1	-	2.99
8	Sp3	3.0	0.00	1	0	0	0	0	0	0	0	0	0	0	-1	-	3.00
9	SeLi3	3.5	0.21	0	1	0	1	1	0	0	1	1	1	0	0	-	3.71
10	DiSt2	3.5	-0.71	0	-1	-1	-1	0	-1	1	-1	-1	0	-1	-1	-	2.79
11	SILi4+RoLi4	4.2	0.00	0	0	0	0	0	0	0	0	0	0	0	0	-	4.20
		<b>35.5</b>															<b>34.50</b>

Program Components

Program Components	Factor														
Skating Skills	1.50	5.00	4.75	5.50	5.00	5.00	5.75	5.25	5.00	5.25	5.25	4.75	4.75	-	5.07
Linking Footwork / Movement	2.00	5.00	4.75	5.50	5.00	4.75	5.50	5.25	4.75	5.00	5.00	4.75	4.50	-	4.96
Performance	1.50	5.25	5.25	5.25	5.00	5.50	5.50	5.50	4.50	5.25	5.50	5.00	5.25	-	5.29
Choreography	1.50	5.50	5.00	5.50	5.00	5.50	5.50	5.25	4.75	5.25	5.50	5.00	5.25	-	5.25
Interpretation / Timing	1.50	5.75	5.00	5.25	5.25	5.25	5.75	5.50	5.00	5.25	5.75	4.75	5.25	-	5.39
<b>Judges Total Program Component Score (factorized)</b>															<b>41.44</b>

Deductions:	Time Violation:	0.00	Extra Element:	0.00	Illegal Element/Movement:	0.00
	Costume & Prop violation:	0.00	Interruption in excess:	0.00	Fall:	0.00
						<b>0.00</b>

Rank	Name	NOC Code	Total Segment Score =	Total Element Score +	Program Score (factorized)	Total Component Score +	Total Deductions -
14	O'CONNOR Pamela - O'DOUGHERTY Jonathon	GBR	74.32	37.34		36.98	0.00

#	Executed Elements	Base Value	GOE	The Judges Panel (in random order)											Scores of Panel		
1	CuLi4	3.0	0.21	0	1	1	0	0	0	1	1	1	0	0	1	-	3.21
2	CCiSt2	4.4	0.00	0	0	0	0	0	0	0	-1	0	0	0	0	-	4.40
3	SILi4	2.5	0.21	1	0	0	1	1	-1	1	0	0	0	1	-	2.71	
4	DiSt2	3.5	0.00	0	0	0	0	0	0	0	-1	0	0	0	0	-	3.50
5	RoLi4	3.5	0.00	0	0	-1	0	0	-1	0	0	0	0	0	0	-	3.50
6	STw4	3.2	-0.43	-1	-1	-1	-1	-1	-1	0	0	-1	-1	-1	-1	-	2.77
7	Sp3	3.0	-0.21	0	-1	-1	0	-1	-1	0	0	-1	0	-1	-1	-	2.79
8	STw4	3.2	-0.07	0	0	-1	-1	0	-1	0	0	0	0	0	0	-	3.13
9	SILi4+RoLi4	4.2	-0.36	0	-1	0	-1	-1	-2	0	-1	-1	0	-1	-1	-	3.84
10	CoSp3	3.5	-0.07	0	0	0	-1	0	-1	0	0	0	0	0	0	-	3.43
11	SeLi4	4.2	-0.14	0	-1	0	0	1	-1	0	-1	-1	0	0	0	-	4.06
		<b>38.2</b>															<b>37.34</b>

Program Components

Program Components	Factor														
Skating Skills	1.50	4.75	4.50	5.00	4.75	4.50	4.75	5.25	4.50	4.50	4.75	4.50	5.00	-	4.71
Linking Footwork / Movement	2.00	4.75	4.25	4.75	4.25	4.75	4.25	5.00	4.25	4.25	4.50	4.25	4.75	-	4.43
Performance	1.50	5.00	4.75	4.75	4.75	4.75	4.50	5.50	4.50	4.75	4.75	4.50	4.75	-	4.71
Choreography	1.50	5.00	4.50	5.00	4.50	4.75	4.50	5.50	4.50	4.75	4.50	4.75	4.50	-	4.64
Interpretation / Timing	1.50	5.25	4.50	5.25	4.50	4.50	4.50	5.50	4.50	4.50	4.75	4.50	4.75	-	4.68
<b>Judges Total Program Component Score (factorized)</b>															<b>36.98</b>

Deductions:	Time Violation:	0.00	Extra Element:	0.00	Illegal Element/Movement:	0.00
	Costume & Prop violation:	0.00	Interruption in excess:	0.00	Fall:	0.00
						<b>0.00</b>





JUDGES DETAILS PER SKATER

PALAVELA FRI 28 JAN 2005

Rank	Name	NOC Code	Total Segment Score =	Total Element Score +	Program Score (factorized)	Total Component Score +	Total Deductions -
15	GOLOVINA Julia - VOIKO Oleg	UKR	70.28	35.02		35.26	0.00

# Executed Elements	Base Value	GOE	The Judges Panel (in random order)											Scores of Panel			
1 STw3	2.5	-0.57	-2	-2	-2	-1	-1	-1	-1	-1	-1	-2	-1	0	-1	-	1.93
2 SILi4	2.5	0.29	0	0	1	1	1	0	1	1	1	1	0	0	-	2.79	
3 CCiSt2	4.4	0.00	0	0	-2	0	0	-1	0	0	0	0	0	0	-	4.40	
4 RoLi4+CuLi3	4.2	-0.50	-1	-1	-1	-1	-1	-2	-1	-1	0	-1	-1	-	3.70		
5 CoSp3	3.5	-0.14	0	0	0	-1	-1	0	-1	0	0	0	-1	-	3.36		
6 SeLi3	3.5	0.00	0	0	1	0	0	0	0	0	1	0	0	0	-	3.50	
7 CuLi4	3.0	-0.07	0	-1	0	0	0	-1	0	-1	0	0	0	0	-	2.93	
8 Sp3	3.0	-0.07	-1	-1	-1	0	0	0	0	0	-1	0	0	0	-	2.93	
9 STw4	3.2	-0.29	0	-1	-1	-1	-1	-1	0	0	0	-1	-1	-	2.91		
10 DiSt2	3.5	-0.43	0	-1	-1	0	0	-1	-1	-2	-1	0	0	0	-	3.07	
11 RoLi4	3.5	0.00	0	0	0	0	0	0	1	0	0	0	0	0	-	3.50	
	<b>36.8</b>															<b>35.02</b>	

Program Components

Program Components	Factor	The Judges Panel (in random order)											Total		
Skating Skills	1.50	4.25	4.25	4.25	4.25	4.00	4.50	4.75	4.25	4.50	4.75	4.50	4.75	-	4.50
Linking Footwork / Movement	2.00	4.00	4.25	4.50	4.50	4.25	4.50	4.50	4.25	4.25	4.50	4.50	4.25	-	4.39
Performance	1.50	4.25	4.75	4.75	4.25	4.25	4.50	4.50	4.00	4.25	4.50	4.25	4.75	-	4.36
Choreography	1.50	4.00	4.25	5.00	4.75	4.75	4.25	4.25	4.50	4.50	4.50	4.50	4.50	-	4.43
Interpretation / Timing	1.50	4.25	4.25	4.75	4.50	4.25	4.25	4.25	4.25	4.25	4.75	4.50	4.50	-	4.36
<b>Judges Total Program Component Score (factorized)</b>															<b>35.26</b>

Deductions:	Time Violation:	0.00	Extra Element:	0.00	Illegal Element/Movement:	0.00	Fall:	0.00	0.00
	Costume & Prop violation:	0.00	Interruption in excess:	0.00					

Rank	Name	NOC Code	Total Segment Score =	Total Element Score +	Program Score (factorized)	Total Component Score +	Total Deductions -
16	BEIER Christina - BEIER William	GER	70.26	34.59		35.67	0.00

# Executed Elements	Base Value	GOE	The Judges Panel (in random order)											Scores of Panel		
1 STw4	3.2	-0.14	-1	-1	0	0	-1	0	-1	0	-1	0	0	0	-	3.06
2 SeLi3	3.5	0.21	0	1	0	1	0	0	1	1	0	0	0	1	-	3.71
3 Sp3	3.0	-0.14	0	0	0	0	-1	0	0	0	1	-1	-1	-	2.86	
4 ACiSt2	3.5	0.00	0	0	1	0	0	0	0	0	1	0	0	0	-	3.50
5 RoLi2	2.5	0.00	1	1	0	0	0	0	0	0	0	0	0	0	-	2.50
6 STw4	3.2	0.00	0	0	0	0	-1	0	0	0	0	0	0	0	-	3.20
7 CoSp2	3.0	0.00	0	0	0	0	-1	0	0	0	0	0	0	0	-	3.00
8 SILi4	2.5	0.07	0	0	0	1	1	0	0	0	0	0	0	1	-	2.57
9 SILi4+CuLi4	3.9	0.00	0	1	1	0	1	-1	0	0	0	0	0	0	-	3.90
10 DiSt2	3.5	-0.14	0	1	-1	0	0	-1	0	-1	0	0	0	0	-	3.36
11 CuLi4	3.0	-0.07	-1	0	0	0	0	0	0	0	-1	0	0	0	-	2.93
	<b>34.8</b>															<b>34.59</b>

Program Components

Program Components	Factor	The Judges Panel (in random order)											Total		
Skating Skills	1.50	4.25	4.50	4.75	4.50	4.25	4.75	4.75	4.50	4.25	4.50	4.50	5.00	-	4.54
Linking Footwork / Movement	2.00	4.00	4.00	5.00	4.25	4.25	4.50	4.75	4.00	4.25	4.00	4.50	4.25	-	4.25
Performance	1.50	4.25	4.75	4.75	4.50	4.75	4.75	4.50	4.25	4.25	4.50	4.50	5.00	-	4.46
Choreography	1.50	4.50	4.50	4.75	4.50	4.50	4.75	4.50	4.25	4.50	4.50	4.75	4.75	-	4.57
Interpretation / Timing	1.50	4.50	5.00	5.00	4.50	4.50	4.50	4.50	4.25	4.25	4.75	4.75	4.75	-	4.54
<b>Judges Total Program Component Score (factorized)</b>															<b>35.67</b>

Deductions:	Time Violation:	0.00	Extra Element:	0.00	Illegal Element/Movement:	0.00	Fall:	0.00	0.00
	Costume & Prop violation:	0.00	Interruption in excess:	0.00					





JUDGES DETAILS PER SKATER

PALAVELA FRI 28 JAN 2005

Rank	Name	NOC Code	Total Segment Score =	Total Element Score +	Program Score (factorized)	Total Component Score +	Total Deductions -
17	AURELI Alessia - VATURI Andrea	ITA	67.23	34.17		33.06	0.00

#	Executed Elements	Base Value	GOE	The Judges Panel (in random order)												Scores of Panel	
1	Sp2	2.5	0.14	1	0	0	0	0	0	1	0	1	0	0	0	-	2.64
2	STw3	2.5	-0.29	-1	-1	-1	-1	-1	-1	0	0	-1	-1	0	0	-	2.21
3	CuLi4	3.0	0.00	0	0	-1	0	0	0	0	1	0	0	0	0	-	3.00
4	DiSt2	3.5	-0.14	0	0	0	0	0	-1	0	-1	0	0	0	0	-	3.36
5	RoLi4	3.5	-0.07	0	-1	-2	-1	-1	-1	0	0	0	0	0	0	-	3.43
6	STw3	2.5	-0.07	0	0	0	0	0	-1	0	1	0	-1	0	0	-	2.43
7	CuLi4+RoLi3	4.2	-0.14	-1	0	-1	0	0	0	-1	-1	0	0	0	0	-	4.06
8	SeLi4	4.2	0.00	0	0	0	0	1	0	0	0	1	0	0	0	-	4.20
9	CoSp2	3.0	-0.43	0	-1	-1	-1	-1	-1	-1	0	-1	-1	-1	-1	-	2.57
10	CCiSt1	3.7	0.14	0	0	0	0	0	-1	1	0	1	0	0	0	-	3.84
11	SILi4	2.5	-0.07	0	-1	-1	0	0	0	0	-1	-1	0	0	0	-	2.43
		<b>35.1</b>														<b>34.17</b>	

Program Components

Program Components	Factor														
Skating Skills	1.50	4.25	4.25	4.50	4.25	4.00	4.25	4.00	4.50	3.75	4.25	4.25	3.75	-	4.14
Linking Footwork / Movement	2.00	3.75	4.25	4.50	3.75	4.25	3.75	4.00	4.00	4.00	4.00	4.25	3.50	-	3.89
Performance	1.50	4.00	4.75	4.50	4.00	4.50	4.25	4.25	4.25	4.00	4.25	4.75	4.25	-	4.18
Choreography	1.50	4.25	4.50	4.50	4.00	4.50	4.25	4.50	4.50	4.25	4.50	4.50	4.00	-	4.32
Interpretation / Timing	1.50	4.25	4.50	4.00	4.00	4.25	4.00	4.25	4.25	4.00	4.50	4.50	4.25	-	4.21
<b>Judges Total Program Component Score (factorized)</b>														<b>33.06</b>	

Deductions:	Time Violation:	0.00	Extra Element:	0.00	Illegal Element/Movement:	0.00
	Costume & Prop violation:	0.00	Interruption in excess:	0.00	Fall:	0.00
						<b>0.00</b>

Rank	Name	NOC Code	Total Segment Score =	Total Element Score +	Program Score (factorized)	Total Component Score +	Total Deductions -
18	KAUC Alexandra - ZYCH Michal	POL	65.56	32.58		34.98	2.00

#	Executed Elements	Base Value	GOE	The Judges Panel (in random order)												Scores of Panel	
1	Sp3	3.0	0.00	0	0	0	0	1	0	0	0	0	0	0	0	-	3.00
2	RoLi3	3.0	-1.30	-3	-3	-2	-3	-3	-3	-3	-2	-3	-3	-3	-3	-	1.70
3	DiSt2	3.5	0.00	0	1	-1	0	0	-1	0	0	0	0	0	0	-	3.50
4	SILi3	2.0	0.00	0	0	1	0	0	0	0	0	1	0	0	0	-	2.00
5	CoSp3	3.5	0.00	0	1	1	0	-1	0	0	0	0	0	0	0	-	3.50
6	CuLi3	2.5	0.14	0	0	0	1	0	0	1	0	1	0	0	0	-	2.64
7	STw4	3.2	-0.57	-1	-1	-2	-1	-1	-2	-1	0	-1	-1	-2	-2	-	2.63
8	SeLi4	4.2	-0.21	0	0	-1	0	0	-1	0	-1	-1	0	0	-1	-	3.99
9	CCiSt2	4.4	-0.14	0	0	-1	0	-1	-1	0	-1	0	0	0	0	-	4.26
10	RRoLi3	3.5	0.07	1	0	0	0	-1	-1	0	1	0	0	0	0	-	3.57
11	STw3	2.5	-0.71	-2	-2	-2	-2	-1	-2	-1	-1	-1	-1	-1	-2	-	1.79
		<b>35.3</b>														<b>32.58</b>	

Program Components

Program Components	Factor														
Skating Skills	1.50	4.00	4.25	4.50	4.50	4.25	4.25	4.75	4.25	4.00	4.50	4.50	4.00	-	4.29
Linking Footwork / Movement	2.00	4.25	4.00	5.00	4.50	4.25	4.00	4.50	4.25	4.00	4.25	4.25	4.25	-	4.25
Performance	1.50	4.25	4.50	4.50	4.50	4.50	4.25	4.25	4.25	3.50	4.50	4.50	4.50	-	4.36
Choreography	1.50	4.50	4.50	5.00	4.75	4.75	4.50	4.50	4.50	4.00	4.50	4.50	4.50	-	4.50
Interpretation / Timing	1.50	4.50	4.25	4.50	4.75	4.50	4.50	4.50	4.50	4.25	4.50	4.50	4.50	-	4.50
<b>Judges Total Program Component Score (factorized)</b>														<b>34.98</b>	

Deductions:	Time Violation:	0.00	Extra Element:	0.00	Illegal Element/Movement:	0.00
	Costume & Prop violation:	0.00	Interruption in excess:	0.00	Fall:	-2.00
						<b>-2.00</b>





JUDGES DETAILS PER SKATER

PALAVELA FRI 28 JAN 2005

Rank	Name	NOC Code	Total Segment Score =	Total Element Score +	Program Component Score (factorized) +	Total Deductions -
19	JANOSTAKOVA Diana - PROCHAZKA Jiri	CZE	63.90	31.63	32.27	0.00

# Executed Elements	Base Value	GOE	The Judges Panel (in random order)											Scores of Panel												
1	SeLi3	3.5	0.00	1	0	0	0	0	0	0	0	0	0	0	0	0	0	0	0	0	0	0	0	0	-	3.50
2	Sp2	2.5	-0.07	0	-1	-1	0	0	-1	0	0	-1	0	0	0	0	0	0	0	0	0	0	0	0	-	2.43
3	CuLi4	3.0	0.00	0	-1	0	0	0	0	0	0	0	0	0	0	0	0	0	0	0	0	0	0	-	3.00	
4	CCiSt2	4.4	-0.29	0	0	-1	0	0	-1	0	-1	0	-1	0	-1	0	0	0	0	0	0	0	0	-	4.11	
5	STw4	3.2	-0.36	0	-1	-1	-1	-1	-1	-1	-1	0	0	-1	-1	-1	-1	-1	-1	-1	-1	-1	-1	-	2.84	
6	SLi3	2.0	0.07	0	0	0	0	0	-1	1	0	1	0	0	0	0	0	0	0	0	0	0	0	-	2.07	
7	CuLi3+RoLi3	3.9	0.00	0	0	-1	0	0	1	-1	0	0	0	0	0	0	0	0	0	0	0	0	0	-	3.90	
8	CoSp1	2.5	-0.43	0	-1	-1	-1	0	-1	-1	0	-1	-1	-1	-1	-1	-1	-1	-1	-1	-1	-1	-1	-	2.07	
9	STw3	2.5	-0.50	0	-1	-1	-1	-1	-1	-1	-1	-1	-1	-1	-1	-1	-1	-1	-1	-1	-1	-1	-1	-	2.00	
10	MiSt2	3.5	-0.29	0	-1	-1	0	0	-1	0	-1	0	-1	-1	-1	0	0	0	0	0	0	0	0	-	3.21	
11	RoLi2	2.5	0.00	0	0	-1	0	0	-1	0	0	0	0	0	0	0	0	0	0	0	0	0	0	-	2.50	
		<b>33.5</b>																							<b>31.63</b>	

Program Components

Program Components	Factor	The Judges Panel (in random order)											Total Deductions		
Skating Skills	1.50	4.25	4.00	3.75	4.00	4.00	3.75	4.00	4.00	3.50	4.00	4.00	3.75	-	3.93
Linking Footwork / Movement	2.00	4.25	3.75	3.75	4.00	4.00	3.50	4.00	3.75	3.50	4.00	4.00	3.75	-	3.86
Performance	1.50	4.50	4.00	4.00	4.25	4.50	3.75	4.25	4.00	3.50	4.25	4.25	4.00	-	4.11
Choreography	1.50	4.50	3.75	4.50	4.00	4.25	3.75	4.25	4.50	3.50	4.25	4.50	4.00	-	4.18
Interpretation / Timing	1.50	4.50	3.75	4.25	4.00	4.50	3.50	4.25	4.25	3.75	4.25	4.25	4.25	-	4.14
<b>Judges Total Program Component Score (factorized)</b>															<b>32.27</b>

Deductions:

Time Violation:	0.00	Extra Element:	0.00	Illegal Element/Movement:	0.00
Costume & Prop violation:	0.00	Interruption in excess:	0.00	Fall:	0.00
<b>0.00</b>					

Rank	Name	NOC Code	Total Segment Score =	Total Element Score +	Program Component Score (factorized) +	Total Deductions -
20	KELLER Daniela - KELLER Fabian	SUI	51.78	22.64	29.14	0.00

# Executed Elements	Base Value	GOE	The Judges Panel (in random order)											Scores of Panel												
1	StaLi2	1.0	0.00	0	0	-1	0	0	0	0	0	0	0	0	0	0	0	0	0	0	0	0	0	0	-	1.00
2	SLi3	2.0	0.00	0	0	0	0	0	-1	0	0	1	0	0	0	0	0	0	0	0	0	0	0	-	2.00	
3	Sp1	2.0	-0.50	0	-1	0	-1	-1	-1	-1	-1	-1	-1	-1	-1	-1	-1	-1	-1	-1	-1	-1	-1	-	1.50	
4	STw3	2.5	-0.29	-1	0	0	-1	-1	-1	-1	0	-1	0	-1	0	0	0	0	0	0	0	0	0	-	2.21	
5	SeLi2	3.0	-0.07	0	0	0	0	0	-1	0	0	-1	0	0	0	0	0	0	0	0	0	0	-	2.93		
6	SeSt1	3.5	-0.14	0	0	0	0	0	0	0	-1	0	0	-1	0	0	0	0	0	0	0	0	-	3.36		
7	CuLi3	2.5	0.00	1	0	0	0	0	0	0	0	0	0	0	0	0	0	0	0	0	0	0	-	2.50		
8	CoSp1	2.5	-0.29	0	-1	0	-1	-1	-2	0	0	-1	-1	0	-1	-1	0	-1	-1	-1	-1	-1	-	2.21		
9	STw2	2.0	-0.43	-2	-1	-1	-1	-1	-1	-1	-1	-1	-1	-1	-1	0	0	0	0	0	0	0	-	1.57		
10	DiSt1	3.0	-2.00	-2	-2	-2	-2	-1	-2	-2	-2	-2	-2	-2	-2	-2	-2	-2	-2	-2	-2	-2	-	1.00		
11	RoLi2	2.5	-0.14	0	0	-1	-1	-1	-1	0	0	-1	0	0	0	0	0	0	0	0	0	0	-	2.36		
		<b>26.5</b>																						<b>22.64</b>		

Program Components

Program Components	Factor	The Judges Panel (in random order)											Total Deductions		
Skating Skills	1.50	4.00	4.00	3.75	4.00	3.75	3.75	4.25	3.50	3.50	3.75	3.25	3.50	-	3.71
Linking Footwork / Movement	2.00	3.75	4.00	3.50	3.75	4.00	3.25	4.00	3.25	3.50	3.25	3.25	3.25	-	3.43
Performance	1.50	4.00	3.75	3.75	3.75	4.25	3.75	3.75	4.00	3.25	3.50	3.50	3.75	-	3.71
Choreography	1.50	4.00	3.75	4.00	3.75	4.00	3.75	4.00	4.25	3.50	3.50	3.50	3.50	-	3.71
Interpretation / Timing	1.50	4.25	4.00	3.75	3.75	4.25	3.50	3.75	4.25	3.25	3.75	3.50	3.50	-	3.71
<b>Judges Total Program Component Score (factorized)</b>															<b>29.14</b>

Deductions:

Time Violation:	0.00	Extra Element:	0.00	Illegal Element/Movement:	0.00
Costume & Prop violation:	0.00	Interruption in excess:	0.00	Fall:	0.00
<b>0.00</b>					





JUDGES DETAILS PER SKATER

PALAVELA FRI 28 JAN 2005

Rank	Name	NOC Code	Total Segment Score =	Total Element Score +	Program Score (factorized)	Total Component Score +	Total Deductions -
21	GALCHENIUK Anna - KRUPEN Oleg	BLR	41.18	18.86		22.32	0.00

#	Executed Elements	Base Value	GOE	The Judges Panel (in random order)												Scores of Panel	
1	STw3	2.5	-0.71	-2	-1	-2	-2	-1	-2	-1	0	-1	-1	-1	-2	-	1.79
2	SeLi1	2.5	-0.50	-1	-2	-1	-1	0	-1	0	-1	-1	-1	-1	-1	-	2.00
3	Sp2	2.5	-0.21	-1	-1	-1	-1	-1	-1	-1	0	0	0	0	0	-	2.29
4	StLi1	0.5	-0.01	0	0	-1	0	0	-1	0	-1	0	0	0	-	0.49	
5	RoLi2	2.5	-0.50	-1	-1	-2	-1	-1	-1	-1	-1	-1	-1	-1	-1	-	2.00
6	DiSt1	3.0	-0.86	-1	-1	-1	-1	0	-1	0	-1	-1	-1	-1	0	-	2.14
7	STw3	2.5	-0.71	-3	-1	-2	-2	-1	-2	-2	-1	-1	-1	-1	-1	-	1.79
8	CoSp1	2.5	-0.50	-1	-1	-1	-2	-1	-1	-1	-1	0	-1	-1	-1	-	2.00
9	CuLi2+RoLi1	2.8	-0.71	-2	-2	-2	-2	-2	-2	-1	-2	-1	-1	-1	-1	-	2.09
10	CCiSt1	3.7	-1.43	0	-1	-2	-2	-1	-2	-1	-2	-2	-1	0	-2	-	2.27
		<b>25.0</b>															<b>18.86</b>

Program Components

Program Components	Factor														
Skating Skills	1.50	3.00	2.75	2.75	2.75	3.25	2.75	3.00	2.75	2.75	3.00	2.50	2.75	-	2.82
Linking Footwork / Movement	2.00	2.75	2.75	2.50	2.75	3.25	2.50	2.75	2.50	2.75	2.75	2.25	2.50	-	2.64
Performance	1.50	3.00	3.00	2.25	3.00	3.75	2.75	2.75	3.00	2.50	3.25	2.75	2.75	-	2.86
Choreography	1.50	3.25	2.75	3.00	2.75	3.25	3.00	3.00	3.25	2.75	3.25	3.00	2.50	-	3.00
Interpretation / Timing	1.50	2.75	2.50	2.25	2.75	3.50	2.50	2.75	2.75	2.50	3.25	2.75	2.50	-	2.68
<b>Judges Total Program Component Score (factorized)</b>															<b>22.32</b>

Deductions:	Time Violation:	0.00	Extra Element:	0.00	Illegal Element/Movement:	0.00
Costume & Prop violation:	0.00	Interruption in excess:	0.00	Fall:	0.00	<b>0.00</b>





JUDGES DETAILS PER SKATER

PALAVELA THU 27 JAN 2005

Rank	Name	NOC Code	Total Segment Score =	Total Element Score +	Program Score (factorized)	Total Component Score +	Total Deductions -
1	NAVKA Tatiana - KOSTOMAROV Roman	RUS	63.62	23.22		40.40	0.00

#	Executed Elements	Base Value	GOE	The Judges Panel (in random order)												Scores of Panel	
1	DiSt2	3.5	1.00	1	1	1	1	1	1	1	1	1	0	1	1	-	4.50
2	CuLi4+RoLi4	4.6	0.79	2	2	2	2	1	2	2	0	2	1	2	1	-	5.39
3	CoSp3	3.5	0.07	0	1	1	0	0	1	1	-1	1	0	0	0	-	3.57
4	NtMiSt3	5.4	0.00	0	0	0	0	1	1	0	-1	0	-1	0	0	-	5.40
5	RoLi4	3.5	0.86	1	2	2	2	1	2	2	1	1	2	2	2	-	4.36
<b>20.5</b>																	

Program Components

Program Components	Factor														
Skating Skills	1.00	7.75	8.50	8.00	8.25	8.50	8.50	8.25	7.75	8.25	7.75	7.75	7.75	-	8.04
Linking Footwork / Movement	1.00	7.50	8.00	8.00	8.25	8.50	8.50	8.50	7.50	8.00	8.00	7.75	7.50	-	7.93
Performance	0.75	8.00	8.25	8.25	8.50	8.50	8.75	8.50	7.75	8.50	7.75	8.00	8.00	-	8.14
Choreography	0.75	8.00	8.00	8.25	8.50	0.75	8.75	8.75	7.75	8.25	8.25	7.75	7.75	-	8.00
Interpretation / Timing	1.50	8.00	8.25	8.25	8.50	8.50	8.75	8.75	8.00	8.50	8.25	8.00	8.00	-	8.21
<b>Judges Total Program Component Score (factorized)</b>															<b>40.40</b>

Deductions:	Time Violation:	0.00	Extra Element:	0.00	Illegal Element/Movement:	0.00
Costume & Prop violation:	0.00	Interruption in excess:	0.00	Fall:	0.00	<b>0.00</b>

Rank	Name	NOC Code	Total Segment Score =	Total Element Score +	Program Score (factorized)	Total Component Score +	Total Deductions -
2	GRUSHINA Elena - GONCHAROV Ruslan	UKR	62.01	23.43		38.58	0.00

#	Executed Elements	Base Value	GOE	The Judges Panel (in random order)												Scores of Panel	
1	NtMiSt3	5.4	1.00	1	1	2	1	2	1	1	1	1	1	0	1	-	6.40
2	CuLi4+RoLi4	4.6	0.36	1	1	1	1	1	0	1	0	1	0	1	1	-	4.96
3	CoSp3	3.5	0.36	1	1	1	1	1	1	1	0	1	1	0	0	-	3.86
4	DiSt2	3.5	0.71	1	0	1	0	1	1	1	1	1	1	0	1	-	4.21
5	RoLi4	3.5	0.50	1	1	1	1	1	1	1	1	1	1	0	1	1	4.00
<b>20.5</b>																	

Program Components

Program Components	Factor														
Skating Skills	1.00	7.75	7.75	7.75	7.50	8.00	7.75	7.75	7.75	7.75	7.50	7.50	7.25	-	7.64
Linking Footwork / Movement	1.00	7.75	7.75	7.50	7.75	8.25	7.50	7.75	7.75	7.50	7.25	7.25	7.25	-	7.57
Performance	0.75	8.00	8.00	7.75	7.50	8.00	7.75	7.75	8.00	7.75	7.50	7.50	7.75	-	7.79
Choreography	0.75	8.00	8.00	7.75	7.75	8.50	7.75	8.00	7.75	7.75	7.75	7.25	7.50	-	7.79
Interpretation / Timing	1.50	7.75	8.25	7.50	7.50	8.25	7.75	8.25	7.75	7.75	7.75	7.25	7.75	-	7.79
<b>Judges Total Program Component Score (factorized)</b>															<b>38.58</b>

Deductions:	Time Violation:	0.00	Extra Element:	0.00	Illegal Element/Movement:	0.00
Costume & Prop violation:	0.00	Interruption in excess:	0.00	Fall:	0.00	<b>0.00</b>





JUDGES DETAILS PER SKATER

PALAVELA THU 27 JAN 2005

Rank	Name	NOC Code	Total Segment Score =	Total Element Score +	Program Score (factorized)	Total Component Score +	Total Deductions -
3	CHAIT Galit - SAKHNOVSKI Sergei	ISR	60.67	23.47		37.20	0.00

# Executed Elements	Base Value	GOE	The Judges Panel (in random order)												Scores of Panel	
1 NtMiSt3	5.4	0.71	1	1	2	1	2	1	1	0	1	0	1	0	-	6.11
2 CoSp3	3.5	0.21	1	0	1	0	1	1	0	0	0	1	0	0	-	3.71
3 CuLi4+RoLi4	4.6	0.07	1	0	1	1	0	0	-1	0	0	0	0	0	-	4.67
4 DiSt3	4.2	0.71	1	1	1	0	1	1	1	1	0	0	0	1	-	4.91
5 RoLi4	3.5	0.57	1	1	2	1	1	1	1	1	1	1	2	2	-	4.07
	<b>21.2</b>															<b>23.47</b>

Program Components

Program Components	Factor														
Skating Skills	1.00	7.50	7.25	7.75	7.25	7.75	7.75	7.75	7.25	7.25	7.25	7.50	7.25	-	7.39
Linking Footwork / Movement	1.00	7.50	7.25	7.50	7.25	7.75	7.50	7.75	7.25	7.00	7.00	7.50	7.25	-	7.36
Performance	0.75	7.75	7.25	7.75	7.50	8.00	7.50	7.75	7.25	7.50	7.25	7.50	7.50	-	7.46
Choreography	0.75	8.00	7.50	7.50	7.50	8.00	7.75	8.00	7.25	7.50	7.25	7.25	7.50	-	7.54
Interpretation / Timing	1.50	7.75	7.50	7.50	7.25	8.00	7.75	8.00	7.00	7.25	7.25	7.50	7.25	-	7.46
Judges Total Program Component Score (factorized)															<b>37.20</b>

Deductions:	Time Violation:	0.00	Extra Element:	0.00	Illegal Element/Movement:	0.00	Fall:	0.00	0.00
Costume & Prop violation:	0.00		Interruption in excess:	0.00					<b>0.00</b>

Rank	Name	NOC Code	Total Segment Score =	Total Element Score +	Program Score (factorized)	Total Component Score +	Total Deductions -
4	DELOBEL Isabelle - SCHOENFELDER Olivier	FRA	59.23	22.64		36.59	0.00

# Executed Elements	Base Value	GOE	The Judges Panel (in random order)												Scores of Panel	
1 DiSt2	3.5	0.57	0	1	1	0	1	0	1	1	0	1	0	1	-	4.07
2 RoLi4+CuLi4	4.6	0.64	1	1	1	1	2	1	0	1	1	1	2	2	-	5.24
3 RoLi4	3.5	0.43	1	0	1	1	1	1	0	1	1	1	0	1	-	3.93
4 CoSp3	3.5	0.21	0	1	0	1	0	0	0	0	1	1	0	0	-	3.71
5 NtMiSt3	5.4	0.29	0	2	1	0	0	0	1	0	0	1	0	1	-	5.69
	<b>20.5</b>															<b>22.64</b>

Program Components

Program Components	Factor														
Skating Skills	1.00	7.00	7.50	7.25	7.50	7.50	7.00	7.25	7.00	7.50	8.00	7.25	7.25	-	7.29
Linking Footwork / Movement	1.00	6.75	7.00	7.25	7.25	7.50	6.75	7.00	7.25	7.25	8.00	7.25	7.25	-	7.18
Performance	0.75	6.75	7.25	7.50	7.50	8.00	7.25	7.50	7.25	7.50	7.75	7.25	7.50	-	7.39
Choreography	0.75	7.00	7.00	7.25	7.50	8.00	7.25	7.25	7.00	7.50	8.25	6.75	7.50	-	7.32
Interpretation / Timing	1.50	7.00	7.50	7.25	7.50	8.00	7.00	7.25	7.25	7.50	8.00	7.00	7.50	-	7.39
Judges Total Program Component Score (factorized)															<b>36.59</b>

Deductions:	Time Violation:	0.00	Extra Element:	0.00	Illegal Element/Movement:	0.00	Fall:	0.00	0.00
Costume & Prop violation:	0.00		Interruption in excess:	0.00					<b>0.00</b>







JUDGES DETAILS PER SKATER

PALAVELA THU 27 JAN 2005

Rank	Name	NOC Code	Total Segment Score =	Total Element Score +	Program Score (factorized)	Total Component Score +	Total Deductions -
5	DENKOVA Alvena - STAVISKI Maxim	BUL	57.92	20.58		37.34	0.00

#	Executed Elements	Base Value	GOE	The Judges Panel (in random order)												Scores of Panel	
1	NtMiSt3	5.4	-0.71	-1	0	0	-1	0	-1	-1	0	-1	0	-1	-	4.69	
2	CuLi4+RoLi4	4.6	0.50	1	1	1	1	1	1	1	1	1	1	2	1	-	5.10
3	CoSp3	3.5	-0.21	0	0	0	0	-1	0	0	-1	-1	-1	1	-1	-	3.29
4	DiSt2	3.5	0.14	0	1	0	0	0	1	0	0	0	0	0	0	-	3.64
5	RoLi4	3.5	0.36	1	1	1	1	0	1	1	0	1	0	2	1	-	3.86
		<b>20.5</b>														<b>20.58</b>	

Program Components

Program Components	Factor															
Skating Skills	1.00	7.50	7.75	7.50	7.50	7.50	7.50	7.50	7.50	7.00	8.00	7.50	7.75	7.00	-	7.46
Linking Footwork / Movement	1.00	7.25	7.50	7.50	7.50	7.50	7.50	7.50	7.25	7.50	7.00	7.75	7.50	-	7.43	
Performance	0.75	7.50	7.75	7.25	7.25	7.75	7.50	7.50	7.00	7.50	7.25	7.75	7.25	-	7.46	
Choreography	0.75	7.25	7.75	7.00	7.50	8.00	7.75	7.75	7.25	7.50	7.25	7.50	7.25	-	7.46	
Interpretation / Timing	1.50	7.50	8.00	7.25	7.50	7.50	7.75	7.75	7.25	7.75	7.50	7.50	7.00	-	7.50	
<b>Judges Total Program Component Score (factorized)</b>																<b>37.34</b>

Deductions:	Time Violation:	0.00	Extra Element:	0.00	Illegal Element/Movement:	0.00
Costume & Prop violation:	0.00	Interruption in excess:	0.00	Fall:	0.00	<b>0.00</b>

Rank	Name	NOC Code	Total Segment Score =	Total Element Score +	Program Score (factorized)	Total Component Score +	Total Deductions -
6	FAIELLA Federica - SCALI Massimo	ITA	53.96	20.60		33.36	0.00

#	Executed Elements	Base Value	GOE	The Judges Panel (in random order)												Scores of Panel	
1	NtMiSt3	5.4	0.14	0	1	1	0	0	0	0	0	0	0	1	-	5.54	
2	CuLi4	3.0	0.36	1	1	1	1	1	0	1	1	1	0	0	1	-	3.36
3	CoSp3	3.5	0.36	1	2	1	1	1	0	1	1	0	0	1	0	-	3.86
4	DiSt2	3.5	0.00	0	0	1	0	-1	0	0	0	0	1	0	0	-	3.50
5	SiLi4+RoLi4	4.2	0.14	0	0	1	0	0	0	0	1	0	1	1	0	-	4.34
		<b>19.6</b>														<b>20.60</b>	

Program Components

Program Components	Factor															
Skating Skills	1.00	6.00	6.75	6.75	6.75	0.50	6.50	7.00	6.75	6.75	6.75	6.00	6.50	-	6.46	
Linking Footwork / Movement	1.00	5.75	6.75	6.50	6.50	6.50	6.25	7.00	7.00	6.50	7.25	6.00	6.50	-	6.50	
Performance	0.75	6.00	7.25	7.25	6.75	7.00	6.75	7.25	7.25	6.75	7.00	5.75	7.00	-	6.82	
Choreography	0.75	6.25	7.00	7.00	7.00	7.00	6.50	7.25	7.00	6.50	6.75	6.25	7.00	-	6.79	
Interpretation / Timing	1.50	6.25	7.25	7.25	6.75	7.00	6.50	7.00	7.00	6.75	7.25	6.25	6.75	-	6.79	
<b>Judges Total Program Component Score (factorized)</b>																<b>33.36</b>

Deductions:	Time Violation:	0.00	Extra Element:	0.00	Illegal Element/Movement:	0.00
Costume & Prop violation:	0.00	Interruption in excess:	0.00	Fall:	0.00	<b>0.00</b>





JUDGES DETAILS PER SKATER

PALAVELA THU 27 JAN 2005

Rank	Name	NOC Code	Total Segment Score =	Total Element Score +	Program Score (factorized)	Total Component Score +	Total Deductions -
7	DOMNINA Oksana - SHABALIN Maxim	RUS	53.46	21.30		32.16	0.00

#	Executed Elements	Base Value	GOE	The Judges Panel (in random order)											Scores of Panel		
1	CoSp3	3.5	0.29	1	0	1	1	1	1	1	1	0	1	0	0	-	3.79
2	NtMiSt3	5.4	0.29	0	0	1	0	1	0	-1	0	0	0	1	1	-	5.69
3	CuLi4+RoLi4	4.6	0.36	1	1	0	1	1	0	1	0	0	-1	1	1	-	4.96
4	DiSt2	3.5	0.00	0	0	1	0	0	0	0	0	0	0	0	1	-	3.50
5	RoLi4	3.5	-0.14	0	-1	0	1	1	0	-1	-1	0	-1	0	-1	-	3.36
		<b>20.5</b>													<b>21.30</b>		

Program Components

Program Components	Factor	The Judges Panel (in random order)											Total		
Skating Skills	1.00	6.25	6.50	6.75	6.50	6.00	6.75	6.75	6.25	6.50	6.50	6.00	6.50	-	6.36
Linking Footwork / Movement	1.00	6.00	6.25	6.50	6.25	6.00	6.50	6.75	5.75	6.25	6.25	6.25	6.50	-	6.21
Performance	0.75	6.25	6.50	6.75	6.50	6.50	7.00	6.75	6.25	6.50	6.50	6.25	7.00	-	6.50
Choreography	0.75	6.50	6.25	6.50	6.75	6.75	6.75	7.00	5.00	6.25	6.00	6.25	6.75	-	6.46
Interpretation / Timing	1.50	6.50	6.50	6.50	6.75	6.50	7.00	6.75	5.75	6.25	6.50	6.50	6.75	-	6.57
<b>Judges Total Program Component Score (factorized)</b>													<b>32.16</b>		

Deductions:	Time Violation:	0.00	Extra Element:	0.00	Illegal Element/Movement:	0.00	Fall:	0.00	0.00
Costume & Prop violation:	0.00	0.00	Interruption in excess:	0.00	0.00	0.00	0.00	0.00	0.00

Rank	Name	NOC Code	Total Segment Score =	Total Element Score +	Program Score (factorized)	Total Component Score +	Total Deductions -
8	KULIKOVA Svetlana - NOVIKOV Vitali	RUS	49.29	20.64		28.65	0.00

#	Executed Elements	Base Value	GOE	The Judges Panel (in random order)											Scores of Panel		
1	NtMiSt3	5.4	0.00	0	0	1	0	1	0	0	-1	0	0	0	0	-	5.40
2	CoSp3	3.5	-0.29	0	-1	1	0	-1	0	0	-1	-1	-1	0	-1	-	3.21
3	CuLi4+RoLi4	4.6	0.43	1	0	1	1	1	1	0	1	0	0	1	1	-	5.03
4	DiSt2	3.5	-0.29	0	0	0	0	0	0	0	0	0	-1	-1	-1	-	3.21
5	RoLi4	3.5	0.29	1	1	1	1	1	0	0	0	0	0	2	1	-	3.79
		<b>20.5</b>													<b>20.64</b>		

Program Components

Program Components	Factor	The Judges Panel (in random order)											Total		
Skating Skills	1.00	5.75	5.75	6.25	6.00	5.00	6.00	6.25	5.50	5.75	5.75	5.50	5.75	-	5.71
Linking Footwork / Movement	1.00	5.50	5.50	6.25	6.00	5.50	5.75	6.00	5.50	5.25	5.00	5.25	5.50	-	5.50
Performance	0.75	6.00	5.50	6.25	6.25	5.50	5.75	6.25	5.50	5.50	5.75	5.50	6.00	-	5.71
Choreography	0.75	6.00	5.75	6.00	6.25	5.00	6.00	6.50	5.75	5.75	6.00	5.25	6.00	-	5.82
Interpretation / Timing	1.50	6.00	5.75	6.00	6.00	5.00	6.00	6.25	5.75	5.75	6.00	5.50	6.25	-	5.86
<b>Judges Total Program Component Score (factorized)</b>													<b>28.65</b>		

Deductions:	Time Violation:	0.00	Extra Element:	0.00	Illegal Element/Movement:	0.00	Fall:	0.00	0.00
Costume & Prop violation:	0.00	0.00	Interruption in excess:	0.00	0.00	0.00	0.00	0.00	0.00





JUDGES DETAILS PER SKATER

PALAVELA THU 27 JAN 2005

Rank	Name	NOC Code	Total Segment Score =	Total Element Score +	Program Score (factorized)	Total Component Score +	Total Deductions -
9	KERR Sinead - KERR John	GBR	48.82	19.13		29.69	0.00

# Executed Elements	Base Value	GOE	The Judges Panel (in random order)											Scores of Panel		
1 DiSt2	3.5	0.29	0	0	1	0	0	0	0	0	0	1	1	1	-	3.79
2 RRoLi3	3.5	0.43	1	1	1	1	1	0	0	1	1	0	1	1	-	3.93
3 NtMiSt3	5.4	-0.14	0	0	0	0	0	-1	0	-1	0	0	0	0	-	5.26
4 CuLi3	2.5	0.36	1	1	1	0	1	0	1	0	0	1	1	1	-	2.86
5 CoSp3	3.5	-0.21	0	-1	1	0	0	-1	0	-1	0	-1	0	0	-	3.29
	<b>18.4</b>															<b>19.13</b>

Program Components

Program Components	Factor	The Judges Panel (in random order)											Total		
Skating Skills	1.00	5.75	6.00	6.25	5.50	5.75	5.50	6.50	6.25	6.00	6.00	6.00	6.25	-	5.89
Linking Footwork / Movement	1.00	5.75	5.75	6.25	5.25	5.75	5.50	6.25	6.00	6.00	5.75	5.75	6.00	-	5.75
Performance	0.75	6.00	5.75	6.50	5.50	6.00	5.50	6.00	6.25	6.25	6.25	6.00	6.75	-	5.96
Choreography	0.75	6.25	6.00	6.00	5.75	6.00	5.50	6.25	6.25	6.00	6.50	6.00	6.75	-	6.11
Interpretation / Timing	1.50	6.00	6.00	6.25	5.50	6.00	5.50	6.25	6.25	6.25	6.25	6.00	6.50	-	6.00
<b>Judges Total Program Component Score (factorized)</b>															<b>29.69</b>

Deductions:	Time Violation:	0.00	Extra Element:	0.00	Illegal Element/Movement:	0.00
Costume & Prop violation:	0.00		Interruption in excess:	0.00	Fall:	0.00
						<b>0.00</b>

Rank	Name	NOC Code	Total Segment Score =	Total Element Score +	Program Score (factorized)	Total Component Score +	Total Deductions -
10	FRASER Kristin - LUKANIN Igor	AZE	48.18	19.77		28.41	0.00

# Executed Elements	Base Value	GOE	The Judges Panel (in random order)											Scores of Panel		
1 CoSp3	3.5	0.07	0	0	0	0	1	0	0	1	0	0	0	0	-	3.57
2 NtMiSt3	5.4	-0.71	0	-1	0	0	1	-1	0	-1	-1	-1	-1	-1	-	4.69
3 DiSt3	4.2	0.00	0	0	1	0	0	0	0	0	0	0	0	-	4.20	
4 CuLi4+RoLi4	4.6	-0.29	0	-1	0	1	0	-1	-1	-1	-2	-1	0	-	4.31	
5 RoLi3	3.0	0.00	0	0	0	0	0	0	0	0	0	1	0	-	3.00	
	<b>20.7</b>															<b>19.77</b>

Program Components

Program Components	Factor	The Judges Panel (in random order)											Total		
Skating Skills	1.00	5.75	5.75	6.25	5.75	5.75	5.75	6.25	5.75	5.75	5.50	5.50	6.00	-	5.71
Linking Footwork / Movement	1.00	5.50	5.50	6.00	5.75	5.75	5.50	6.25	5.50	5.50	6.00	5.50	5.75	-	5.61
Performance	0.75	5.25	5.75	6.25	6.00	6.00	5.25	6.50	5.75	5.75	5.25	5.75	6.25	-	5.68
Choreography	0.75	5.75	5.50	6.00	6.00	6.25	5.50	6.25	5.75	5.75	5.75	5.75	6.25	-	5.82
Interpretation / Timing	1.50	5.50	5.50	6.25	5.75	5.75	5.50	6.25	5.75	5.75	5.50	5.75	6.50	-	5.64
<b>Judges Total Program Component Score (factorized)</b>															<b>28.41</b>

Deductions:	Time Violation:	0.00	Extra Element:	0.00	Illegal Element/Movement:	0.00
Costume & Prop violation:	0.00		Interruption in excess:	0.00	Fall:	0.00
						<b>0.00</b>





JUDGES DETAILS PER SKATER

PALAVELA THU 27 JAN 2005

Rank	Name	NOC Code	Total Segment Score =	Total Element Score +	Program Score (factorized)	Total Component Score +	Total Deductions -
11	HOFFMANN Nora - ELEK Attila	HUN	46.21	19.49		26.72	0.00

# Executed Elements	Base Value	GOE	The Judges Panel (in random order)											Scores of Panel			
1	CuLi4+RoLi4	4.6	0.21	0	1	1	0	1	0	0	0	1	0	1	1	-	4.81
2	DiSt2	3.5	0.14	0	1	1	0	0	0	0	0	0	0	1	0	-	3.64
3	CoSp2	3.0	0.00	0	1	0	0	0	0	0	-1	0	0	0	0	-	3.00
4	NtMiSt3	5.4	-0.43	-1	0	0	0	0	-1	0	-1	0	0	-1	0	-	4.97
5	RoLi3	3.0	0.07	-1	1	1	0	0	0	0	0	0	-1	1	1	-	3.07
		<b>19.5</b>															<b>19.49</b>

Program Components

Program Components	Factor	The Judges Panel (in random order)											Total			
Skating Skills	1.00	5.00	5.75	5.75	5.25	4.75	5.25	5.50	5.25	5.50	5.75	5.50	5.75	-	5.39	
Linking Footwork / Movement	1.00	4.75	5.25	5.75	5.00	5.25	5.25	5.50	5.00	5.25	6.00	5.50	5.00	-	5.18	
Performance	0.75	5.25	5.50	6.00	5.75	5.00	5.25	5.50	5.25	5.75	5.50	5.75	6.00	-	5.46	
Choreography	0.75	5.25	5.50	5.75	5.50	5.25	5.50	5.50	5.00	5.75	5.75	5.50	5.50	-	5.43	
Interpretation / Timing	1.50	5.00	5.75	6.00	5.50	5.00	5.25	5.75	5.25	5.75	5.00	5.50	5.75	-	5.32	
<b>Judges Total Program Component Score (factorized)</b>																<b>26.72</b>

Deductions:	Time Violation:	0.00	Extra Element:	0.00	Illegal Element/Movement:	0.00	Fall:	0.00	0.00
Costume & Prop violation:	0.00		Interruption in excess:	0.00					<b>0.00</b>

Rank	Name	NOC Code	Total Segment Score =	Total Element Score +	Program Score (factorized)	Total Component Score +	Total Deductions -
12	GREBENKINA Anastasia - AZROJAN Vazgen	ARM	44.15	19.93		24.22	0.00

# Executed Elements	Base Value	GOE	The Judges Panel (in random order)											Scores of Panel			
1	NtMiSt3	5.4	-0.57	-1	0	0	0	0	-1	-1	-1	-2	0	-1	-	4.83	
2	CoSp3	3.5	0.00	0	0	0	0	0	0	0	0	0	0	0	-	3.50	
3	CuLi4+RoLi4	4.6	0.00	-1	0	1	0	1	0	0	1	0	-2	0	0	-	4.60
4	DiSt2	3.5	0.00	0	0	0	0	0	0	-1	-1	0	0	0	-	3.50	
5	RoLi4	3.5	0.00	0	0	1	0	0	0	0	0	0	-1	0	0	-	3.50
		<b>20.5</b>															<b>19.93</b>

Program Components

Program Components	Factor	The Judges Panel (in random order)											Total			
Skating Skills	1.00	4.75	5.00	5.25	4.50	4.75	5.00	4.25	5.00	5.25	4.75	4.75	4.75	-	4.82	
Linking Footwork / Movement	1.00	4.75	4.75	4.75	4.25	4.75	4.75	4.25	5.00	4.75	4.00	4.75	4.75	-	4.68	
Performance	0.75	5.25	5.25	5.00	4.75	5.00	5.25	4.50	5.00	5.25	4.75	4.50	5.25	-	5.04	
Choreography	0.75	5.00	5.00	4.75	4.75	4.75	5.00	4.50	4.75	5.00	4.75	4.75	5.00	-	4.86	
Interpretation / Timing	1.50	5.25	5.25	4.75	4.50	4.75	5.25	4.75	4.25	5.25	4.50	4.75	5.00	-	4.86	
<b>Judges Total Program Component Score (factorized)</b>																<b>24.22</b>

Deductions:	Time Violation:	0.00	Extra Element:	0.00	Illegal Element/Movement:	0.00	Fall:	0.00	0.00
Costume & Prop violation:	0.00		Interruption in excess:	0.00					<b>0.00</b>





JUDGES DETAILS PER SKATER

PALAVELA THU 27 JAN 2005

Rank	Name	NOC Code	Total Segment Score =	Total Element Score +	Program Score (factorized)	Total Component Score +	Total Deductions -
13	PECHALAT Nathalie - BOURZAT Fabien	FRA	43.14	18.67		24.47	0.00

# Executed Elements	Base Value	GOE	The Judges Panel (in random order)												Scores of Panel	
1 NtMiSt3	5.4	-0.57	-1	0	0	0	0	-2	-1	-1	0	-1	0	-1	-	4.83
2 SeLi4	4.2	0.14	0	1	1	0	1	0	0	0	0	0	0	1	-	4.34
3 Sp3	3.0	-0.21	0	0	0	0	-1	-1	-1	-1	0	0	0	-1	-	2.79
4 DiSt2	3.5	-0.43	0	0	0	-1	0	-1	-1	-1	-1	-1	0	0	-	3.07
5 RoLi4	3.5	0.14	0	1	1	0	0	0	0	0	0	1	0	1	-	3.64
	<b>19.6</b>															<b>18.67</b>

Program Components

Program Components	Factor	The Judges Panel (in random order)												Total	
Skating Skills	1.00	4.75	5.25	5.75	4.50	4.25	4.25	4.25	5.25	5.25	5.00	4.75	5.00	-	4.79
Linking Footwork / Movement	1.00	4.75	5.25	5.50	4.50	4.50	4.25	4.25	5.25	5.00	5.25	4.25	5.00	-	4.79
Performance	0.75	4.75	5.50	5.25	4.75	4.50	5.00	4.50	5.00	5.25	4.75	4.50	5.50	-	4.89
Choreography	0.75	5.00	5.25	5.25	4.75	4.75	4.75	4.50	5.00	5.25	5.25	4.25	5.25	-	4.96
Interpretation / Timing	1.50	5.25	5.50	5.50	4.75	4.50	4.50	4.50	5.25	5.50	5.00	4.75	5.50	-	5.00
<b>Judges Total Program Component Score (factorized)</b>															<b>24.47</b>

Deductions:	Time Violation:	0.00	Extra Element:	0.00	Illegal Element/Movement:	0.00	Fall:	0.00	0.00
Costume & Prop violation:	0.00		Interruption in excess:	0.00					<b>0.00</b>

Rank	Name	NOC Code	Total Segment Score =	Total Element Score +	Program Score (factorized)	Total Component Score +	Total Deductions -
14	O'CONNOR Pamela - O'DOUGHERTY Jonathon	GBR	42.81	19.46		23.35	0.00

# Executed Elements	Base Value	GOE	The Judges Panel (in random order)												Scores of Panel
1 CoSp3	3.5	-0.36	0	-1	-1	0	-1	-1	0	-1	-1	0	-1	-	3.14
2 DiSt3	4.2	0.00	0	0	1	0	0	0	0	0	0	0	0	-	4.20
3 RRoLi3	3.5	0.07	0	1	0	0	-1	0	0	0	0	0	1	-	3.57
4 NtMiSt3	5.4	-0.71	-1	-1	0	-1	0	-1	-1	-1	-1	0	0	-	4.69
5 RoLi4	3.5	0.36	0	1	1	1	0	0	0	1	0	1	1	-	3.86
	<b>20.1</b>														<b>19.46</b>

Program Components

Program Components	Factor	The Judges Panel (in random order)												Total	
Skating Skills	1.00	4.25	4.25	5.00	4.75	4.50	4.50	4.25	4.75	4.50	5.00	4.75	5.00	-	4.64
Linking Footwork / Movement	1.00	4.00	4.25	4.75	4.75	4.50	4.25	4.50	4.50	4.25	5.00	4.25	4.75	-	4.46
Performance	0.75	4.50	4.50	4.75	5.00	4.75	4.50	4.50	4.75	4.50	5.25	4.25	5.00	-	4.71
Choreography	0.75	4.50	4.50	4.50	5.25	4.25	4.50	4.50	4.75	4.50	5.25	4.50	5.00	-	4.71
Interpretation / Timing	1.50	4.75	4.75	4.75	5.00	4.50	4.50	4.50	4.75	4.75	5.25	4.75	5.00	-	4.79
<b>Judges Total Program Component Score (factorized)</b>															<b>23.35</b>

Deductions:	Time Violation:	0.00	Extra Element:	0.00	Illegal Element/Movement:	0.00	Fall:	0.00	0.00
Costume & Prop violation:	0.00		Interruption in excess:	0.00					<b>0.00</b>





JUDGES DETAILS PER SKATER

PALAVELA THU 27 JAN 2005

Rank	Name	NOC Code	Total Segment Score =	Total Element Score +	Program Score (factorized)	Total Component Score +	Total Deductions -
15	KAUC Alexandra - ZYCH Michal	POL	42.21	18.89		23.32	0.00

#	Executed Elements	Base Value	GOE	The Judges Panel (in random order)												Scores of Panel	
1	NtMiSt3	5.4	-0.71	-1	0	-1	0	-1	-2	-1	-1	-1	-1	0	-1	-	4.69
2	SeLi4	4.2	0.00	0	0	1	0	1	0	0	0	0	0	0	0	-	4.20
3	CoSp3	3.5	0.00	0	-1	0	0	1	-1	0	0	0	1	1	-1	-	3.50
4	RoLi4	3.5	0.07	0	0	1	0	0	0	1	0	0	1	0	-	3.57	
5	DiSt2	3.5	-0.57	-1	-1	0	-1	0	-1	0	-1	0	0	0	-	2.93	
		<b>20.1</b>														<b>18.89</b>	

Program Components

Program Components	Factor	The Judges Panel (in random order)												Total		
Skating Skills	1.00	5.25	4.25	5.00	4.50	4.50	4.50	4.50	4.50	4.75	4.75	4.75	4.75	4.75	-	4.64
Linking Footwork / Movement	1.00	5.25	4.25	4.75	4.50	4.75	4.25	4.50	4.25	4.50	4.25	4.50	4.50	4.50	-	4.43
Performance	0.75	5.00	4.50	5.00	4.75	4.75	4.75	4.75	4.75	4.75	4.75	4.75	4.75	5.00	-	4.79
Choreography	0.75	5.00	4.25	5.25	5.00	5.00	4.75	5.00	4.50	4.50	4.75	4.50	5.00	-	4.79	
Interpretation / Timing	1.50	5.50	4.75	5.25	4.75	4.50	4.50	5.00	4.75	4.75	4.50	4.75	5.00	-	4.71	
<b>Judges Total Program Component Score (factorized)</b>																<b>23.32</b>

Deductions:	Time Violation:	0.00	Extra Element:	0.00	Illegal Element/Movement:	0.00
Costume & Prop violation:	0.00	Interruption in excess:	0.00	Fall:	0.00	<b>0.00</b>

Rank	Name	NOC Code	Total Segment Score =	Total Element Score +	Program Score (factorized)	Total Component Score +	Total Deductions -
16	BEIER Christina - BEIER William	GER	41.70	19.04		22.66	0.00

#	Executed Elements	Base Value	GOE	The Judges Panel (in random order)												Scores of Panel	
1	NtMiSt3	5.4	0.00	-1	0	0	0	0	0	-1	0	0	0	0	0	-	5.40
2	SiLi4+CuLi3	3.5	0.21	0	1	1	0	1	0	0	0	0	1	0	1	-	3.71
3	CoSp3	3.5	-0.57	-2	-1	-1	0	-1	-1	-1	-1	-1	-1	-2	-	2.93	
4	DiSt2	3.5	0.00	0	0	0	-1	0	0	0	0	0	0	0	-	3.50	
5	RoLi4	3.5	0.00	0	0	0	0	0	0	0	0	0	0	0	-	3.50	
		<b>19.4</b>														<b>19.04</b>	

Program Components

Program Components	Factor	The Judges Panel (in random order)												Total	
Skating Skills	1.00	4.25	4.75	4.75	4.25	4.50	4.50	4.50	4.75	4.50	5.00	4.50	4.25	-	4.50
Linking Footwork / Movement	1.00	4.25	4.50	4.75	4.25	4.50	4.25	4.25	4.50	4.25	4.75	4.50	4.00	-	4.39
Performance	0.75	4.25	4.75	4.25	4.50	4.75	4.75	4.75	4.75	4.50	5.00	4.50	4.50	-	4.64
Choreography	0.75	4.50	4.50	4.50	4.50	4.75	4.25	4.50	4.75	4.50	4.50	4.75	4.50	-	4.57
Interpretation / Timing	1.50	4.25	4.75	4.25	4.50	4.50	4.50	4.50	4.75	4.50	4.75	4.50	4.50	-	4.57
<b>Judges Total Program Component Score (factorized)</b>															<b>22.66</b>

Deductions:	Time Violation:	0.00	Extra Element:	0.00	Illegal Element/Movement:	0.00
Costume & Prop violation:	0.00	Interruption in excess:	0.00	Fall:	0.00	<b>0.00</b>





JUDGES DETAILS PER SKATER

PALAVELA THU 27 JAN 2005

Rank	Name	NOC Code	Total Segment Score =	Total Element Score +	Program Score (factorized)	Total Component Score +	Total Deductions -
17	GUDINA Natalia - BELETSKI Alexei	ISR	40.62	17.45		25.17	2.00

# Executed Elements	Base Value	GOE	The Judges Panel (in random order)												Scores of Panel			
1 RoLi4	3.5	0.00	0	0	0	0	0	0	0	0	0	0	0	-1	1	0	-	3.50
2 CoSp3	3.5	0.21	-1	1	0	0	1	0	1	1	1	1	0	0	1	-	3.71	
3 NtMiSt3	5.4	-2.00	-2	-2	-1	-2	-2	-2	-1	-2	-2	-2	-3	-1	-2	-	3.40	
4 DiSt3	4.2	-0.86	-1	0	0	0	-1	-1	0	-2	0	-2	-1	0	-	3.34		
5 RRoLi3	3.5	0.00	0	0	0	0	0	0	0	0	0	0	-1	0	0	-	3.50	
	<b>20.1</b>																<b>17.45</b>	

Program Components

Program Components	Factor														
Skating Skills	1.00	4.75	5.50	5.25	5.25	4.75	4.75	5.50	4.50	5.50	5.00	5.00	5.25	-	4.96
Linking Footwork / Movement	1.00	5.00	5.25	5.00	5.00	4.75	4.75	5.25	4.75	5.25	5.25	4.75	5.00	-	4.93
Performance	0.75	5.50	4.75	5.25	5.25	4.75	5.00	5.50	4.75	5.50	4.75	4.75	5.75	-	4.96
Choreography	0.75	5.25	5.00	5.00	5.50	5.00	5.00	5.50	5.00	5.50	5.50	4.75	5.75	-	5.18
Interpretation / Timing	1.50	5.25	5.50	5.00	5.25	5.00	5.00	5.50	4.75	5.50	5.00	4.50	5.75	-	5.11
Judges Total Program Component Score (factorized)															<b>25.17</b>

Deductions:	Time Violation:	0.00	Extra Element:	0.00	Illegal Element/Movement:	-2.00
Costume & Prop violation:	0.00		Interruption in excess:	0.00	Fall:	0.00
						<b>-2.00</b>

Rank	Name	NOC Code	Total Segment Score =	Total Element Score +	Program Score (factorized)	Total Component Score +	Total Deductions -
18	GOLOVINA Julia - VOIKO Oleg	UKR	40.05	18.30		21.75	0.00

# Executed Elements	Base Value	GOE	The Judges Panel (in random order)												Scores of Panel		
1 NtMiSt3	5.4	-0.29	-1	-1	0	-1	0	0	0	0	0	0	0	1	0	-	5.11
2 RoLi3+CuLi3	3.9	-0.43	0	-2	-1	0	-1	0	-1	-1	-1	-2	-1	-1	-	3.47	
3 CoSp3	3.5	-0.07	0	0	1	0	1	-1	0	0	0	-1	0	0	-	3.43	
4 DiSt2	3.5	-0.57	-1	-1	0	0	0	-1	0	-1	0	-1	0	0	-	2.93	
5 RoLi4	3.5	-0.14	-1	-1	0	0	0	-1	0	0	0	0	0	0	-	3.36	
	<b>19.8</b>															<b>18.30</b>	

Program Components

Program Components	Factor														
Skating Skills	1.00	4.25	4.25	4.75	4.50	4.00	4.25	4.50	4.25	4.50	4.00	4.50	4.75	-	4.29
Linking Footwork / Movement	1.00	4.00	4.25	4.25	4.25	4.25	4.25	4.25	4.00	4.25	3.75	4.25	4.25	-	4.18
Performance	0.75	4.25	4.50	4.75	4.50	4.50	4.50	4.50	4.25	4.50	4.25	4.50	4.75	-	4.43
Choreography	0.75	4.00	4.25	4.50	4.50	4.25	4.25	4.50	4.50	4.50	4.50	4.25	4.75	-	4.36
Interpretation / Timing	1.50	4.50	4.50	4.75	4.50	4.25	4.50	4.75	4.50	4.50	3.75	4.50	4.75	-	4.46
Judges Total Program Component Score (factorized)															<b>21.75</b>

Deductions:	Time Violation:	0.00	Extra Element:	0.00	Illegal Element/Movement:	0.00
Costume & Prop violation:	0.00		Interruption in excess:	0.00	Fall:	0.00
						<b>0.00</b>





JUDGES DETAILS PER SKATER

PALAVELA THU 27 JAN 2005

Rank	Name	NOC Code	Total Segment Score =	Total Element Score +	Program Score (factorized)	Total Component Score +	Total Deductions -
19	AURELI Alessia - VATURI Andrea	ITA	38.02	16.44		21.58	0.00

#	Executed Elements	Base Value	GOE	The Judges Panel (in random order)										Scores of Panel		
1	NtMiSt2	4.4	-0.86	-1	-1	0	0	0	-2	-1	-1	-2	0	-1	-	3.54
2	SILi4+RoLi3	3.9	0.00	-2	0	1	0	1	0	-1	0	-1	0	0	-	3.90
3	Sp2	2.5	0.07	0	0	0	0	1	0	0	1	0	0	0	-	2.57
4	DiSt2	3.5	-0.14	0	1	0	0	0	-1	0	0	0	-1	0	-	3.36
5	RoLi4	3.5	-0.43	0	-1	0	0	-1	-1	0	-1	0	-2	-1	-	3.07
		17.8												16.44		

Program Components

Program Components	Factor	The Judges Panel (in random order)										Total			
Skating Skills	1.00	4.00	4.00	4.50	4.50	4.25	4.25	4.75	4.00	4.25	4.25	4.50	4.00	-	4.18
Linking Footwork / Movement	1.00	4.00	4.00	4.25	4.50	4.50	4.00	4.50	4.25	4.00	4.50	4.50	4.00	-	4.25
Performance	0.75	4.25	4.25	5.00	4.50	4.50	4.50	4.75	4.00	4.50	4.75	4.75	4.50	-	4.46
Choreography	0.75	4.50	4.00	4.75	4.75	4.25	4.25	4.50	4.50	4.25	4.75	4.50	4.25	-	4.43
Interpretation / Timing	1.50	4.00	4.50	4.75	4.50	4.50	4.00	4.50	4.50	4.50	4.00	4.75	4.25	-	4.32
Judges Total Program Component Score (factorized)												21.58			

Deductions:	Time Violation:	0.00	Extra Element:	0.00	Illegal Element/Movement:	0.00
Costume & Prop violation:	0.00	Interruption in excess:	0.00	Fall:	0.00	0.00
						0.00

Rank	Name	NOC Code	Total Segment Score =	Total Element Score +	Program Score (factorized)	Total Component Score +	Total Deductions -
20	JANOSTAKOVA Diana - PROCHAZKA Jiri	CZE	35.65	16.32		20.33	1.00

#	Executed Elements	Base Value	GOE	The Judges Panel (in random order)										Scores of Panel			
1	NtMiSt3	5.4	-0.29	-1	0	1	0	0	-1	0	0	0	-2	0	0	-	5.11
2	RoLi4+SILi2	3.5	0.00	0	0	1	0	0	0	0	0	0	0	0	-	3.50	
3	CoSp2	3.0	-1.00	-2	-2	-2	-2	-1	-2	-1	-2	-2	-2	-2	-	2.00	
4	DiSt2	3.5	-1.29	-2	-1	0	-1	0	0	-1	-2	-1	-2	-1	-	2.21	
5	RoLi4	3.5	0.00	0	0	1	0	0	0	0	0	0	-1	0	0	-	3.50
		18.9												16.32			

Program Components

Program Components	Factor	The Judges Panel (in random order)										Total			
Skating Skills	1.00	3.75	4.25	4.00	4.00	4.25	4.50	4.00	3.50	3.50	3.50	4.75	3.75	-	4.00
Linking Footwork / Movement	1.00	4.00	4.00	3.75	3.75	4.25	4.25	4.00	3.50	3.00	4.00	4.75	3.75	-	4.00
Performance	0.75	3.75	4.00	4.00	4.00	4.50	4.75	4.25	3.25	3.25	3.75	4.50	4.00	-	4.07
Choreography	0.75	4.50	4.50	4.00	4.25	4.25	4.25	3.50	3.25	4.00	4.50	4.25	-	-	4.29
Interpretation / Timing	1.50	4.00	4.25	3.75	4.00	4.50	4.25	4.25	3.50	3.50	3.50	4.25	4.00	-	4.04
Judges Total Program Component Score (factorized)												20.33			

Deductions:	Time Violation:	0.00	Extra Element:	0.00	Illegal Element/Movement:	0.00
Costume & Prop violation:	0.00	Interruption in excess:	0.00	Fall:	-1.00	-1.00







JUDGES DETAILS PER SKATER

PALAVELA THU 27 JAN 2005

Rank	Name	NOC Code	Total Segment Score =	Total Element Score +	Program Score (factorized)	Total Component Score +	Total Deductions -
21	KELLER Daniela - KELLER Fabian	SUI	35.53	15.61		19.92	0.00

#	Executed Elements	Base Value	GOE	The Judges Panel (in random order)												Scores of Panel
1	NtMiSt2	4.4	-0.43	-1	1	1	-1	1	-1	-1	0	-1	0	0	-	3.97
2	RoLi3	3.0	0.00	0	0	0	0	0	0	0	0	0	0	0	-	3.00
3	SeLi2	3.0	0.07	0	1	0	0	1	0	0	0	0	0	0	-	3.07
4	CoSp2	3.0	-0.43	-1	-1	0	0	0	-1	-1	-1	-1	-1	-2	-	2.57
5	DiSt1	3.0	0.00	0	0	0	0	-1	0	-1	0	0	0	0	-	3.00
		<b>16.4</b>														<b>15.61</b>

Program Components

	Factor														
Skating Skills	1.00	4.00	4.25	4.00	3.75	4.00	4.00	3.75	3.25	3.50	4.00	4.25	3.75	-	3.96
Linking Footwork / Movement	1.00	4.25	4.25	3.50	3.75	4.00	3.75	3.75	3.50	3.25	4.00	4.25	3.50	-	3.93
Performance	0.75	4.00	4.50	3.75	4.00	4.50	3.50	4.00	3.25	3.50	3.75	4.50	4.00	-	4.04
Choreography	0.75	4.50	4.25	3.50	4.00	4.00	3.75	4.00	3.50	3.25	4.25	4.25	3.50	-	4.00
Interpretation / Timing	1.50	4.25	4.50	3.75	4.00	4.25	3.75	4.00	3.25	3.25	3.75	4.25	3.75	-	4.00
<b>Judges Total Program Component Score (factorized)</b>														-	<b>19.92</b>

Deductions:	Time Violation:	0.00	Extra Element:	0.00	Illegal Element/Movement:	0.00	Fall:	0.00	0.00
Costume & Prop violation:	0.00		Interruption in excess:	0.00					<b>0.00</b>

Rank	Name	NOC Code	Total Segment Score =	Total Element Score +	Program Score (factorized)	Total Component Score +	Total Deductions -
22	GALCHENIUK Anna - KRUPEN Oleg	BLR	25.49	10.80		14.69	0.00

#	Executed Elements	Base Value	GOE	The Judges Panel (in random order)												Scores of Panel	
1	DiSt1	3.0	-0.43	0	-1	0	0	0	-2	0	0	-1	-2	0	0	-	2.57
2	CuLi2+RoLi2	3.2	-0.71	-2	-2	-1	-1	-1	-2	-1	-1	-2	-2	-1	-1	-	2.49
3	Sp1	2.0	-1.09	-2	-3	-2	-1	-2	-3	-2	-2	-2	-2	-3	-	0.91	
4	NtMiSt2	4.4	-1.57	-2	-1	-1	-1	0	-2	-1	-2	-2	-3	-1	-2	-	2.83
5	RoLi2	2.5	-0.50	-1	-1	-1	-1	-1	-1	0	-1	0	-2	0	-1	-	2.00
		<b>15.1</b>														<b>10.80</b>	

Program Components

	Factor														
Skating Skills	1.00	3.00	2.50	2.75	2.75	3.75	2.75	3.50	2.75	3.00	2.75	3.50	2.75	-	2.89
Linking Footwork / Movement	1.00	3.00	2.25	2.50	2.75	4.00	2.75	3.25	2.75	2.75	3.25	3.25	5.00	-	3.11
Performance	0.75	3.25	2.25	2.75	2.75	4.00	2.75	3.50	2.50	3.00	2.50	3.25	3.00	-	2.86
Choreography	0.75	3.25	2.00	2.75	3.00	4.00	3.00	3.50	2.75	3.00	3.00	3.25	2.75	-	3.00
Interpretation / Timing	1.50	3.00	2.25	2.50	3.00	4.00	3.00	3.25	2.50	3.00	2.50	3.25	2.75	-	2.86
<b>Judges Total Program Component Score (factorized)</b>														-	<b>14.69</b>

Deductions:	Time Violation:	0.00	Extra Element:	0.00	Illegal Element/Movement:	0.00	Fall:	0.00	0.00
Costume & Prop violation:	0.00		Interruption in excess:	0.00					<b>0.00</b>





JUDGES DETAILS PER SKATER

PALAVELA SAT 29 JAN 2005

Rank	Name	NOC Code	Total Segment Score =	Total Element Score +	Program Score (factorized)	Total Component Score +	Total Deductions -
1	SLUTSKAYA Irina	RUS	103.69	47.16		57.53	1.00

#	Executed Elements	Base Value	GOE	The Judges Panel (in random order)											Scores of Panel		
1	3Lz	6.0	0.14	0	0	0	0	0	1	0	0	0	0	0	1	-	6.14
2	1S	0.4	0.00	0	-1	0	0	-1	1	0	0	0	0	0	0	-	0.40
3	2Lo	1.5	0.07	0	-1	0	1	0	1	0	0	0	0	0	0	-	1.57
4	FCSp2	2.3	0.36	1	1	1	1	0	1	1	0	0	0	1	1	-	2.66
5	3Lz+COMBO	6.0	-3.00	-3	-3	-3	-3	-3	-3	-3	-3	-3	-3	-3	-3	-	3.00
6	LSp3	2.4	0.79	1	2	1	2	2	1	1	1	1	2	2	2	-	3.19
7	SpSt3	3.4	0.86	1	1	1	0	0	1	1	1	0	1	1	1	-	4.26
8	3F	6.1 x	0.86	0	1	0	1	1	1	1	0	1	1	1	2	-	6.96
9	3T+2T	5.8 x	0.57	0	1	0	1	0	1	0	0	0	0	1	1	-	6.37
10	CoSp3	3.0	0.07	0	1	0	0	0	1	1	0	0	0	0	0	-	3.07
11	2A	3.6 x	0.29	1	0	0	0	0	1	1	0	0	0	0	1	-	3.89
12	StSt1	2.0	0.29	1	1	0	0	1	1	1	0	0	1	0	1	-	2.29
13	CCoSp2	3.0	0.36	1	1	0	1	1	1	2	0	0	0	1	1	-	3.36
							<b>45.5</b>								<b>47.16</b>		

Program Components

Program Components	Factor	6.75	7.75	7.25	7.25	7.00	7.50	7.50	7.50	6.75	7.00	8.00	7.50	-	7.32
Skating Skills	1.60	6.75	7.75	7.25	7.25	7.00	7.50	7.50	7.50	6.75	7.00	8.00	7.50	-	7.32
Transition / Linking Footwork	1.60	6.50	7.25	6.75	6.75	6.75	6.75	7.25	7.25	6.50	6.75	7.75	7.50	-	6.96
Performance / Execution	1.60	7.00	7.50	7.00	7.00	7.00	7.25	8.00	7.00	6.75	7.25	7.75	7.50	-	7.21
Choreography / Composition	1.60	6.75	7.50	7.00	7.00	7.00	7.00	7.50	7.25	6.75	7.25	7.75	7.75	-	7.21
Interpretation	1.60	7.00	7.50	7.00	7.00	7.25	7.25	7.75	7.25	6.75	7.25	7.75	7.50	-	7.25
Judges Total Program Component Score (factorized)															<b>57.53</b>

<b>Deductions:</b>	Time Violation:	0.00	Music Violation:	0.00	Illegal Element:	0.00
	Costume & Prop violation:	0.00	Fall:	-1.00		
						<b>-1.00</b>

x Credit for highlight distribution, jump element multiplied by 1.1

Rank	Name	NOC Code	Total Segment Score =	Total Element Score +	Program Score (factorized)	Total Component Score +	Total Deductions -
2	LIASHENKO Elena	UKR	102.86	51.15		51.71	0.00

#	Executed Elements	Base Value	GOE	The Judges Panel (in random order)											Scores of Panel		
1	3LZ+2T	7.3	0.00	0	0	0	0	0	0	1	0	0	0	0	0	-	7.30
2	3F	5.5	-1.00	-1	-1	-1	-1	-1	-1	-1	-1	-1	-1	-1	-1	-	4.50
3	3T	4.0	-1.57	-2	0	-1	-1	-2	-2	-1	-1	-1	-2	-2	-	2.43	
4	FCSp2	2.3	0.00	0	1	0	0	0	0	0	0	0	0	0	0	-	2.30
5	LSp2	1.6	0.14	0	1	0	0	1	0	0	0	1	0	0	1	-	1.74
6	3F+2T	7.5 x	-0.29	0	0	0	-1	0	0	0	0	-1	0	-1	-	7.21	
7	SpSt2	3.1	0.00	0	0	0	0	0	0	1	0	0	1	0	0	-	3.10
8	3S	5.0 x	0.86	1	0	0	0	0	1	1	1	1	1	1	1	-	5.86
9	FSSp2	2.3	0.21	1	1	0	0	0	1	1	-1	0	0	1	0	-	2.51
10	3Lz	6.6 x	-1.71	-2	-2	-1	-2	-2	-2	-1	0	-2	-3	0	-2	-	4.89
11	StSt2	3.1	0.07	0	0	0	0	1	0	1	0	0	1	0	1	-	3.17
12	2A	3.6 x	-0.60	-1	-1	-1	-1	-1	-1	0	-1	0	-1	0	-1	-	3.00
13	FCCoSp2	3.0	0.14	0	1	0	0	0	1	1	0	1	0	0	0	-	3.14
							<b>54.9</b>								<b>51.15</b>		

Program Components

Program Components	Factor	6.25	6.75	6.50	6.75	6.75	6.75	6.75	6.50	6.75	6.25	6.50	6.50	-	6.57
Skating Skills	1.60	6.25	6.75	6.50	6.75	6.75	6.75	6.75	6.50	6.75	6.25	6.50	6.50	-	6.57
Transition / Linking Footwork	1.60	6.00	6.25	6.25	6.25	6.25	6.50	6.50	6.50	6.25	6.50	6.00	6.00	-	6.25
Performance / Execution	1.60	6.50	6.50	6.25	6.75	6.50	6.50	6.75	0.50	6.75	6.50	6.50	6.25	-	6.50
Choreography / Composition	1.60	6.25	6.50	6.25	6.50	6.50	6.50	6.50	6.25	6.75	6.25	6.75	6.25	-	6.43
Interpretation	1.60	6.75	6.50	6.25	6.50	6.50	6.75	6.75	6.50	6.75	6.50	6.50	6.50	-	6.57
Judges Total Program Component Score (factorized)															<b>51.71</b>

<b>Deductions:</b>	Time Violation:	0.00	Music Violation:	0.00	Illegal Element:	0.00
	Costume & Prop violation:	0.00	Fall:	0.00		
						<b>0.00</b>

x Credit for highlight distribution, jump element multiplied by 1.1





JUDGES DETAILS PER SKATER

PALAVELA SAT 29 JAN 2005

Rank	Name	NOC Code	Total Segment Score =	Total Element Score +	Program Score (factorized)	Total Component Score +	Total Deductions -
3	POYKIO Susanna	FIN	102.30	49.21		53.09	0.00

#	Executed Elements	Base Value	GOE	The Judges Panel (in random order)											Scores of Panel		
1	3S+2LO	6.0	0.29	0	0	0	0	0	1	0	1	0	0	1	0	-	6.29
2	3LZ+2T	7.3	0.43	-1	1	0	0	0	1	0	0	0	1	0	1	-	7.73
3	3Lo	5.0	0.43	1	0	0	0	0	1	0	0	0	0	1	1	-	5.43
4	CCoSp1	2.5	0.21	0	0	0	0	1	1	1	0	1	1	0	1	-	2.71
5	LSp2	1.6	0.29	1	1	1	0	1	0	1	0	1	0	1	1	-	1.89
6	3F+2T	7.5 x	0.00	0	0	0	0	0	1	0	0	0	0	0	0	-	7.50
7	3T	4.4 x	0.14	0	0	0	0	0	1	0	0	0	0	0	1	-	4.54
8	CISt1	2.0	0.00	0	0	0	1	0	0	1	0	0	0	0	0	-	2.00
9	1A	0.9 x	0.00	0	0	0	0	0	0	0	0	0	-1	0	0	-	0.90
10	FCoSp2	2.5	0.21	0	0	1	1	0	0	1	0	1	1	0	1	-	2.71
11	2F	1.9 x	0.00	0	-1	0	0	0	1	0	0	0	0	0	0	-	1.90
12	SpSt2	3.1	0.07	0	1	1	0	0	0	1	0	0	2	0	0	-	3.17
13	FSSp2	2.3	0.14	0	1	0	0	1	0	1	0	0	1	1	0	-	2.44
		<b>47.0</b>														<b>49.21</b>	

Program Components	Factor														
Skating Skills	1.60	6.00	6.75	6.50	7.00	7.25	7.00	6.75	7.00	6.25	7.00	7.00	6.50	-	6.79
Transition / Linking Footwork	1.60	5.75	6.50	6.50	6.50	6.75	6.50	6.25	6.75	6.00	7.00	6.75	6.25	-	6.46
Performance / Execution	1.60	6.50	6.50	6.75	7.00	7.25	7.00	6.50	6.50	6.25	7.25	7.00	6.75	-	6.75
Choreography / Composition	1.60	6.00	6.75	6.50	6.75	7.25	6.50	6.25	6.75	6.00	7.25	6.75	6.50	-	6.57
Interpretation	1.60	6.25	6.75	6.75	6.75	7.25	6.50	6.50	6.75	6.25	7.25	6.75	6.50	-	6.61
<b>Judges Total Program Component Score (factorized)</b>															<b>53.09</b>

Deductions:	Time Violation:	0.00	Music Violation:	0.00	Illegal Element:	0.00
	Costume & Prop violation:	0.00	Fall:	0.00		<b>0.00</b>

x Credit for highlight distribution, jump element multiplied by 1.1

Rank	Name	NOC Code	Total Segment Score =	Total Element Score +	Program Score (factorized)	Total Component Score +	Total Deductions -
4	SOKOLOVA Elena	RUS	98.42	45.15		53.27	0.00

#	Executed Elements	Base Value	GOE	The Judges Panel (in random order)											Scores of Panel		
1	3LZ+2T	7.3	-0.43	-2	0	-2	-1	-1	-1	0	0	0	-1	1	0	-	6.87
2	3F	5.5	-0.14	-1	0	0	0	0	-1	1	0	0	1	0	0	-	5.36
3	3S	4.5	0.57	0	1	0	0	0	1	1	0	1	0	1	1	-	5.07
4	LSp1	1.2	0.21	1	1	0	1	0	0	1	0	0	0	0	1	-	1.41
5	3Lz	6.6 x	-2.43	-2	-3	-3	-3	-2	-2	-1	-1	-2	-3	-3	-2	-	4.17
6	FCSp1	2.0	0.07	0	0	0	0	1	0	0	0	0	1	0	0	-	2.07
7	SpSt2	3.1	0.00	0	0	0	-1	0	0	1	0	0	0	0	0	-	3.10
8	3Lo	5.5 x	0.14	1	0	0	0	0	1	1	0	0	0	0	0	-	5.64
9	CCoSp1	2.5	0.00	0	0	0	0	0	0	1	0	0	0	0	0	-	2.50
10	2T	1.4 x	-0.04	0	-1	0	0	0	1	1	0	0	-1	0	0	-	1.36
11	CISt1	2.0	0.00	0	0	0	0	0	0	1	0	0	0	0	0	-	2.00
12	2A	3.6 x	0.00	0	0	0	0	0	0	0	0	0	0	0	0	-	3.60
13	FSSp1	2.0	0.00	-1	0	0	0	-1	0	0	0	0	0	1	0	-	2.00
		<b>47.2</b>														<b>45.15</b>	

Program Components	Factor														
Skating Skills	1.60	6.50	7.00	6.50	6.75	6.50	6.75	6.25	6.75	6.75	6.75	7.00	6.75	-	6.79
Transition / Linking Footwork	1.60	6.00	6.50	6.00	6.25	6.25	6.00	7.50	6.50	6.75	6.50	6.75	6.50	-	6.43
Performance / Execution	1.60	6.50	6.50	6.25	6.50	6.50	6.50	7.75	6.75	7.25	6.75	7.25	6.75	-	6.71
Choreography / Composition	1.60	6.25	6.75	6.25	6.50	6.50	6.25	7.25	6.75	7.25	6.75	7.00	6.75	-	6.68
Interpretation	1.60	6.00	6.75	6.25	6.50	6.50	6.50	7.50	6.75	7.25	6.75	7.00	6.50	-	6.68
<b>Judges Total Program Component Score (factorized)</b>															<b>53.27</b>

Deductions:	Time Violation:	0.00	Music Violation:	0.00	Illegal Element:	0.00
	Costume & Prop violation:	0.00	Fall:	0.00		<b>0.00</b>

x Credit for highlight distribution, jump element multiplied by 1.1





JUDGES DETAILS PER SKATER

PALAVELA SAT 29 JAN 2005

Rank	Name	NOC Code	Total Segment Score =	Total Element Score +	Program Score (factorized)	Total Component Score +	Total Deductions -
5	MANIACHENKO Galina	UKR	96.24	45.63		50.61	0.00

#	Executed Elements	Base Value	GOE	The Judges Panel (in random order)											Scores of Panel		
1	3LZ+2T	7.3	0.29	0	0	0	0	0	1	1	0	0	1	0	1	-	7.59
2	3LO+2T	6.3	-0.71	-1	-1	-1	0	-1	0	0	-1	0	-2	-1	-1	-	5.59
3	3F	5.5	-1.00	-1	-1	-1	-1	-1	-1	-1	-1	-1	-1	-1	-1	-	4.50
4	FCoSp1	2.0	0.43	1	0	0	1	1	1	1	0	1	1	1	1	-	2.43
5	2S	1.3	0.00	0	0	0	0	0	1	0	0	0	0	0	0	-	1.30
6	LSp2	1.6	0.00	1	0	0	0	0	0	1	0	0	-1	0	0	-	1.60
7	SpSt2	3.1	0.14	1	1	0	0	0	1	1	0	0	0	0	0	-	3.24
8	3T	4.4 x	0.14	0	0	0	0	0	0	1	0	0	0	1	1	-	4.54
9	CCoSp1	2.5	0.00	0	0	-2	0	0	0	0	0	0	-2	0	0	-	2.50
10	3Lz	6.6 x	-2.57	-3	-3	-3	-2	-2	-3	-2	-3	-2	-2	-3	-2	-	4.03
11	SIS1	2.0	0.00	0	0	0	0	1	0	0	0	0	0	0	0	-	2.00
12	2A	3.6 x	0.00	0	0	0	0	0	0	0	0	0	0	0	1	-	3.60
13	CCoSp1	2.5	0.21	1	0	0	1	0	1	1	1	0	0	0	0	-	2.71
		<b>48.7</b>															<b>45.63</b>

Program Components

Program Components	Factor	1	2	3	4	5	6	7	8	9	10	11	12	13	Deductions	
Skating Skills	1.60	6.50	6.50	6.00	6.25	6.25	6.50	6.25	6.50	6.50	6.50	5.75	6.25	6.00	-	6.36
Transition / Linking Footwork	1.60	6.25	6.50	5.75	5.75	6.25	6.25	6.50	6.25	6.25	6.25	5.25	6.00	6.00	-	6.11
Performance / Execution	1.60	6.75	6.50	6.00	6.25	6.25	6.50	6.75	6.75	6.25	5.25	6.25	6.50	-	6.43	
Choreography / Composition	1.60	6.50	6.50	6.00	6.25	6.50	6.25	6.50	6.50	6.50	5.50	6.25	6.25	-	6.36	
Interpretation	1.60	6.75	6.75	6.00	6.00	6.25	6.50	6.50	6.50	6.25	5.75	6.25	6.25	-	6.36	
<b>Judges Total Program Component Score (factorized)</b>																<b>50.61</b>

<b>Deductions:</b>	Time Violation:	0.00	Music Violation:	0.00	Illegal Element:	0.00
	Costume & Prop violation:	0.00	Fall:	0.00		<b>0.00</b>

x Credit for highlight distribution, jump element multiplied by 1.1

Rank	Name	NOC Code	Total Segment Score =	Total Element Score +	Program Score (factorized)	Total Component Score +	Total Deductions -
6	SEBESTYEN Julia	HUN	95.85	41.37		55.48	1.00

#	Executed Elements	Base Value	GOE	The Judges Panel (in random order)											Scores of Panel		
1	2S+2T	2.6	0.00	0	0	0	0	0	1	0	0	0	0	0	0	-	2.60
2	3LZ+2T	7.3	0.71	0	1	0	1	1	1	1	0	1	1	0	1	-	8.01
3	1Lo	0.5	0.00	0	-1	0	0	0	0	0	0	0	0	0	-	0.50	
4	CSp2	1.6	0.29	1	1	0	0	0	1	1	0	0	1	1	-	1.89	
5	3F	5.5	1.14	0	1	1	2	0	1	1	1	1	1	1	2	-	6.64
6	LSp2	1.6	0.21	1	0	0	1	0	1	1	0	1	0	0	-	1.81	
7	2Lz	2.1 x	-0.39	-2	-1	-2	-1	-2	-1	-1	-1	0	-2	-2	-1	-	1.71
8	SpSt2	3.1	0.21	0	1	0	1	0	0	0	0	1	0	1	-	3.31	
9	3T	4.4 x	-3.00	-3	-3	-3	-3	-3	-3	-3	-3	-3	-3	-3	-	1.40	
10	2A	3.6 x	0.29	0	0	0	1	0	1	0	0	0	0	1	-	3.89	
11	FCCoSp2	3.0	0.43	1	1	1	1	1	1	1	1	1	0	1	0	-	3.43
12	SeSt2	3.1	0.29	1	0	0	1	1	1	1	0	1	0	1	-	3.39	
13	FCoSp2	2.5	0.29	1	0	0	1	0	1	1	0	0	1	1	-	2.79	
		<b>40.9</b>															<b>41.37</b>

Program Components

Program Components	Factor	1	2	3	4	5	6	7	8	9	10	11	12	13	Deductions	
Skating Skills	1.60	6.75	7.25	6.50	7.50	7.00	7.25	6.75	7.00	6.75	7.00	6.75	7.00	-	7.00	
Transition / Linking Footwork	1.60	6.50	6.50	6.25	7.00	6.50	6.75	6.75	7.00	6.50	7.00	6.75	6.50	-	6.71	
Performance / Execution	1.60	7.00	6.50	6.25	7.25	6.75	7.25	7.00	7.25	6.75	7.00	7.00	7.25	-	7.07	
Choreography / Composition	1.60	6.75	6.75	6.50	7.25	6.75	6.75	7.00	7.00	7.00	7.00	7.00	7.00	-	6.93	
Interpretation	1.60	7.00	6.75	6.50	7.00	7.00	7.25	6.75	6.75	7.00	7.00	7.00	7.00	-	6.96	
<b>Judges Total Program Component Score (factorized)</b>																<b>55.48</b>

<b>Deductions:</b>	Time Violation:	0.00	Music Violation:	0.00	Illegal Element:	0.00
	Costume & Prop violation:	0.00	Fall:	-1.00		<b>-1.00</b>

x Credit for highlight distribution, jump element multiplied by 1.1





JUDGES DETAILS PER SKATER

PALAVELA SAT 29 JAN 2005

Rank	Name	NOC Code	Total Segment Score =	Total Element Score +	Program Score (factorized)	Total Component Score +	Total Deductions -
7	KOSTNER Carolina	ITA	93.42	44.75		49.67	1.00

#	Executed Elements	Base Value	GOE	The Judges Panel (in random order)												Scores of Panel	
1	3F+3T	9.5	-0.29	-2	1	0	0	0	0	0	2	-1	-1	0	-1	-	9.21
2	3Lz	6.0	-3.00	-3	-3	-3	-3	-3	-3	-3	-3	-3	-3	-3	-3	-	3.00
3	3Lo	5.0	0.43	0	0	0	0	0	1	1	0	1	0	1	1	-	5.43
4	SIS2	3.1	0.07	0	1	0	0	0	1	2	0	0	0	0	0	-	3.17
5	FSSp1	2.0	0.00	0	0	0	0	0	0	1	0	0	0	0	0	-	2.00
6	SoSt1	2.0	0.21	1	0	0	0	1	1	1	0	0	2	1	0	-	2.21
7	2A	3.6 x	0.00	0	0	0	0	-1	0	0	0	0	-1	0	0	-	3.60
8	3S	5.0 x	0.14	0	0	1	0	0	1	0	0	0	0	1	0	-	5.14
9	3T	4.4 x	-2.00	-2	-2	-2	-2	-2	-2	-2	-2	-3	-2	-2	-	2.40	
10	CCSp2	2.0	-0.09	-1	1	0	0	0	0	0	0	0	-2	-1	0	-	1.91
11	FCCSp1	1.5	0.00	0	0	0	0	0	0	1	0	0	0	0	0	-	1.50
12	CCoSp2	3.0	0.21	0	1	1	0	0	1	1	1	0	0	0	1	-	3.21
13	2F	1.9 x	0.07	1	0	0	0	0	1	0	0	0	0	0	0	-	1.97
		<b>49.0</b>															<b>44.75</b>

Program Components	Factor															
Skating Skills	1.60	5.50	7.00	6.50	6.50	6.50	6.50	7.00	6.50	6.50	6.00	6.25	6.25	6.50	-	6.43
Transition / Linking Footwork	1.60	5.25	6.25	6.25	5.75	6.25	6.00	6.50	6.00	5.75	6.00	6.00	6.00	-	5.93	
Performance / Execution	1.60	5.75	6.50	6.25	6.25	6.50	6.75	6.50	6.25	6.00	6.25	6.50	6.50	-	6.32	
Choreography / Composition	1.60	5.50	6.50	6.50	6.25	6.50	6.00	6.25	6.00	6.25	5.75	6.25	6.25	-	6.11	
Interpretation	1.60	5.50	6.50	6.50	6.00	6.50	7.00	6.50	6.25	6.00	6.25	6.25	6.50	-	6.25	
<b>Judges Total Program Component Score (factorized)</b>																<b>49.67</b>

Deductions:	Time Violation:	0.00	Music Violation:	0.00	Illegal Element:	0.00
	Costume & Prop violation:	0.00	Fall:	-1.00		-1.00

x Credit for highlight distribution, jump element multiplied by 1.1

Rank	Name	NOC Code	Total Segment Score =	Total Element Score +	Program Score (factorized)	Total Component Score +	Total Deductions -
8	HEGEL Idora	CRO	88.14	46.26		41.88	0.00

#	Executed Elements	Base Value	GOE	The Judges Panel (in random order)												Scores of Panel
1	3LZ+2T	7.3	0.29	0	1	0	0	0	0	1	0	0	1	1	-	7.59
2	3F	5.5	-2.00	-2	-2	-2	-2	-2	-2	-2	-2	-2	-2	-2	-	3.50
3	2A	3.3	0.00	0	0	0	0	0	0	0	0	0	0	1	-	3.30
4	FCSp1	2.0	0.00	0	0	0	0	0	0	0	0	-1	0	0	-	2.00
5	3T	4.0	-1.00	-1	-1	-1	-1	-1	-1	0	-1	-1	-1	-1	-	3.00
6	LSp1	1.2	0.00	0	0	0	0	0	0	0	0	0	0	0	-	1.20
7	SoSt2	3.1	0.07	0	1	0	0	0	0	0	0	1	0	0	-	3.17
8	3Lo	5.5 x	0.14	1	0	0	0	0	0	1	0	0	0	1	-	5.64
9	3Lz	6.6 x	-1.71	-2	-1	-1	-2	-1	-1	0	-1	-2	-2	-2	-	4.89
10	USp2	1.6	0.00	0	0	0	0	0	0	0	0	0	0	-1	-	1.60
11	SIS2	3.1	0.00	0	0	0	0	0	0	1	0	0	1	0	-	3.10
12	3S	5.0 x	-0.14	0	0	0	-1	0	0	0	0	0	0	-1	-	4.86
13	CCoSp1	2.5	-0.09	0	1	0	0	0	0	1	0	0	-2	-1	-	2.41
		<b>50.7</b>														<b>46.26</b>

Program Components	Factor															
Skating Skills	1.60	5.00	6.00	4.75	5.25	5.50	5.25	5.25	5.50	5.00	5.50	5.50	5.25	5.25	-	5.32
Transition / Linking Footwork	1.60	4.75	5.50	4.50	4.75	5.25	5.00	5.25	5.25	4.75	5.25	5.25	5.00	5.00	-	5.04
Performance / Execution	1.60	5.50	5.50	4.75	5.25	5.25	5.50	5.50	5.00	5.50	5.50	5.00	5.00	5.25	-	5.32
Choreography / Composition	1.60	5.25	5.50	4.75	5.00	5.25	5.00	5.50	5.25	4.75	5.75	5.25	5.50	-	5.25	
Interpretation	1.60	5.25	5.50	4.75	5.25	5.50	5.00	5.25	5.50	5.00	5.75	5.00	5.25	-	5.25	
<b>Judges Total Program Component Score (factorized)</b>																<b>41.88</b>

Deductions:	Time Violation:	0.00	Music Violation:	0.00	Illegal Element:	0.00
	Costume & Prop violation:	0.00	Fall:	0.00		0.00

x Credit for highlight distribution, jump element multiplied by 1.1





JUDGES DETAILS PER SKATER

PALAVELA SAT 29 JAN 2005

Rank	Name	NOC Code	Total Segment Score =	Total Element Score +	Program Score (factorized)	Total Component Score +	Total Deductions -
9	MEIER Sarah	SUI	86.92	45.38		41.54	0.00

#	Executed Elements	Base Value	GOE	The Judges Panel (in random order)											Scores of Panel		
1	3LZ+2T+2T	8.6	-1.14	-1	-1	-1	-1	-1	-1	0	0	-1	-2	-1	-2	-	7.46
2	3F+3S+SEQ	8.0	0.00	0	0	0	0	0	0	0	0	0	0	0	0	-	8.00
4	FCSp1	2.0	0.07	0	0	1	0	0	0	0	0	1	0	0	1	-	2.07
5	3Lo	5.0	-0.14	-1	0	0	0	0	0	1	1	0	-1	0	0	-	4.86
6	2A	3.3	0.00	0	0	0	0	0	0	0	0	0	0	0	0	-	3.30
7	LSp2	1.6	0.36	1	1	1	1	1	0	0	1	0	1	0	1	-	1.96
8	SpSt2	3.1	0.00	0	0	0	0	0	0	0	0	0	0	0	0	-	3.10
9	1S	0.4 x	-0.10	0	-1	0	-1	-1	0	0	0	-1	-3	-3	-1	-	0.30
10	SiSt1	2.0	0.00	0	0	0	0	0	0	0	0	1	0	0	0	-	2.00
11	CoSp1	2.0	0.00	0	0	0	0	0	0	0	0	0	-1	0	0	-	2.00
12	2Lz	2.1 x	0.00	0	0	0	0	0	0	0	0	1	0	0	0	-	2.10
13	3T+2T	5.8 x	-0.14	0	0	0	0	0	0	0	0	0	-1	0	-1	-	5.66
14	CCoSp1	2.5	0.07	1	0	0	0	0	0	1	0	0	0	0	0	-	2.57
		<b>46.4</b>													<b>45.38</b>		

Program Components	Factor														
Skating Skills	1.60	4.50	5.75	5.50	5.50	5.00	5.75	5.50	5.00	5.00	5.00	5.25	5.75	-	5.32
Transition / Linking Footwork	1.60	4.25	5.25	5.25	5.00	4.75	5.00	5.75	5.25	4.75	4.75	5.50	5.25	-	5.04
Performance / Execution	1.60	5.00	5.50	5.50	5.25	5.00	5.50	5.75	4.75	5.00	4.75	5.25	5.50	-	5.18
Choreography / Composition	1.60	4.50	5.50	5.50	5.25	5.00	5.75	5.50	4.75	5.25	5.00	5.25	5.50	-	5.21
Interpretation	1.60	4.25	5.50	5.50	5.25	4.75	5.50	5.50	5.00	5.00	5.00	5.25	5.50	-	5.21
<b>Judges Total Program Component Score (factorized)</b>													<b>41.54</b>		

<b>Deductions:</b>	Time Violation:	0.00	Music Violation:	0.00	Illegal Element:	0.00
	Costume & Prop violation:	0.00	Fall:	0.00		<b>0.00</b>

x Credit for highlight distribution, jump element multiplied by 1.1

Rank	Name	NOC Code	Total Segment Score =	Total Element Score +	Program Score (factorized)	Total Component Score +	Total Deductions -
10	KETTUNEN Elina	FIN	84.18	40.92		43.26	0.00

#	Executed Elements	Base Value	GOE	The Judges Panel (in random order)											Scores of Panel		
1	3LZ+2T+2LO	8.8	0.14	-1	0	0	0	0	1	0	0	0	0	1	0	-	8.94
2	3F	5.5	0.00	0	0	0	0	0	0	0	0	0	0	0	0	-	5.50
3	FCSp1	2.0	0.00	0	0	0	0	0	0	0	0	0	0	0	0	-	2.00
4	2Lo	1.5	-0.13	-1	-1	0	0	0	0	0	0	-1	-1	0	0	-	1.37
5	FUSp2	2.3	-0.13	-1	0	-1	0	0	-1	0	-1	0	-1	0	0	-	2.17
6	SpSt2	3.1	0.00	0	0	0	0	0	0	0	0	1	0	0	0	-	3.10
7	2F	1.9 x	-0.04	0	-1	0	0	-1	1	0	0	-1	0	0	0	-	1.86
8	3T	4.4 x	-0.43	0	-1	-1	0	0	0	0	-1	-1	0	-1	-	3.97	
9	LSp1	1.2	-0.09	0	-1	-1	0	0	0	0	0	-1	0	-1	-	1.11	
10	CoSp1	2.0	0.00	0	0	0	0	0	0	0	0	0	0	0	0	-	2.00
11	2A	3.6 x	-0.06	-1	1	0	1	0	0	0	0	-1	-1	0	0	-	3.54
12	2S+2T	2.9 x	0.00	0	0	0	0	0	1	0	0	0	0	0	0	-	2.90
13	CCoSp1	2.5	-0.04	-1	0	0	0	0	0	0	0	-1	0	0	0	-	2.46
		<b>41.7</b>													<b>40.92</b>		

Program Components	Factor														
Skating Skills	1.60	5.25	6.00	5.25	5.75	5.75	5.50	5.00	6.00	5.50	5.75	5.25	5.50	-	5.61
Transition / Linking Footwork	1.60	4.50	5.50	5.00	5.00	5.00	5.00	5.00	6.25	5.25	5.50	5.00	5.25	-	5.21
Performance / Execution	1.60	5.00	5.50	5.25	5.50	5.25	5.50	5.00	5.75	5.25	5.75	5.25	5.50	-	5.46
Choreography / Composition	1.60	4.75	5.75	5.25	5.25	5.50	5.25	4.75	5.75	5.50	5.75	5.00	5.25	-	5.39
Interpretation	1.60	4.75	5.50	5.25	5.25	5.25	5.25	5.00	6.00	5.25	5.75	5.25	5.25	-	5.36
<b>Judges Total Program Component Score (factorized)</b>													<b>43.26</b>		

<b>Deductions:</b>	Time Violation:	0.00	Music Violation:	0.00	Illegal Element:	0.00
	Costume & Prop violation:	0.00	Fall:	0.00		<b>0.00</b>

x Credit for highlight distribution, jump element multiplied by 1.1





JUDGES DETAILS PER SKATER

PALAVELA SAT 29 JAN 2005

Rank	Name	NOC Code	Total Segment Score =	Total Element Score +	Program Score (factorized)	Total Component Score +	Total Deductions -
11	TIMOSHENKO Daria	AZE	83.92	40.60		43.32	0.00

#	Executed Elements	Base Value	GOE	The Judges Panel (in random order)											Scores of Panel			
1	3LZ+2T	7.3	-0.43	0	0	-1	-1	0	-1	0	-1	0	0	-1	0	0	-	6.87
2	3Lo	5.0	-0.14	0	0	0	0	-1	-1	0	0	0	-1	0	0	-	4.86	
3	3S	4.5	-0.71	0	-1	-1	-1	-1	-1	0	-1	-1	0	0	-1	-	3.79	
4	3T+2T	5.3	-0.29	0	0	0	-1	0	-1	0	0	0	-1	0	0	-	5.01	
5	FCoSp2	2.5	0.14	0	1	0	0	1	0	1	0	0	-1	1	1	-	2.64	
6	USp2	1.6	0.00	0	0	0	0	0	0	0	0	0	-1	0	0	-	1.60	
7	2F	1.9 x	-0.30	-1	-1	-2	-1	-1	-1	0	-1	-1	-2	-1	-1	-	1.60	
8	SoSt1	2.0	0.00	0	0	0	0	0	0	1	0	0	1	0	0	-	2.00	
9	2Lz	2.1 x	0.00	0	0	0	-1	0	0	0	0	0	0	0	0	-	2.10	
10	USp2	1.6	0.29	1	0	0	1	1	0	1	1	1	0	1	0	-	1.89	
11	2A	3.6 x	0.00	0	0	0	0	0	0	0	0	0	0	1	0	-	3.60	
12	CiSt1	2.0	0.00	0	0	0	0	1	0	1	0	0	0	0	0	-	2.00	
13	FCCoSp1	2.5	0.14	1	0	0	0	1	0	1	1	0	-3	0	1	-	2.64	
		<b>41.9</b>															<b>40.60</b>	

Program Components	Factor															
Skating Skills	1.60	6.00	6.25	5.25	5.50	6.00	5.00	5.75	6.00	5.25	5.25	5.50	5.25	-	5.54	
Transition / Linking Footwork	1.60	5.25	6.00	5.25	5.00	5.75	4.75	5.75	6.25	4.75	5.00	5.75	5.00	-	5.25	
Performance / Execution	1.60	6.00	6.25	5.25	5.25	5.75	5.00	6.00	6.25	5.00	5.00	5.50	5.25	-	5.46	
Choreography / Composition	1.60	5.75	6.50	5.50	5.25	6.00	4.50	5.75	6.00	5.25	5.25	5.75	5.00	-	5.46	
Interpretation	1.60	5.75	6.50	5.50	5.00	6.00	5.00	5.75	5.75	5.00	5.00	5.50	5.50	-	5.36	
<b>Judges Total Program Component Score (factorized)</b>																<b>43.32</b>

<b>Deductions:</b>	Time Violation:	0.00	Music Violation:	0.00	Illegal Element:	0.00
	Costume & Prop violation:	0.00	Fall:	0.00		<b>0.00</b>

x Credit for highlight distribution, jump element multiplied by 1.1

Rank	Name	NOC Code	Total Segment Score =	Total Element Score +	Program Score (factorized)	Total Component Score +	Total Deductions -
12	KORPI Kiira	FIN	81.12	37.82		43.30	0.00

#	Executed Elements	Base Value	GOE	The Judges Panel (in random order)											Scores of Panel		
1	2LZ+2T	3.2	-0.09	-1	0	0	0	-1	0	0	0	0	-1	-1	0	-	3.11
2	3F	5.5	-2.00	-2	-2	-2	-2	-2	-2	-2	-2	-2	-2	-1	-2	-	3.50
3	FCSp1	2.0	0.14	1	0	1	0	0	0	1	1	1	0	0	0	-	2.14
4	3Lo	5.0	0.00	0	0	0	0	0	0	1	0	0	0	0	1	-	5.00
5	3T	4.0	0.00	0	0	0	0	0	0	0	0	0	0	0	0	-	4.00
6	3Lo+COMBO	5.0	0.00	0	0	0	0	0	0	0	0	0	0	0	0	-	5.00
7	SoSt1	2.0	0.00	0	0	0	0	0	0	0	0	0	0	0	-1	-	2.00
8	2S	1.4 x	0.00	0	0	0	0	0	0	0	0	0	-1	0	0	-	1.40
9	LSp1	1.2	-0.04	-1	0	0	0	0	0	-1	0	0	0	0	-2	-	1.16
10	CoSp2	2.5	-0.09	-1	-1	-1	0	-1	0	0	0	0	0	-1	0	-	2.41
11	SIS1	2.0	0.00	0	0	0	0	0	0	0	0	0	0	0	0	-	2.00
12	2A	3.6 x	0.00	0	1	0	0	0	0	0	0	0	0	0	0	-	3.60
13	CCoSp1	2.5	0.00	0	0	0	0	0	0	1	0	0	-1	0	0	-	2.50
		<b>39.9</b>															<b>37.82</b>

Program Components	Factor															
Skating Skills	1.60	5.25	5.75	5.75	5.50	5.75	5.50	5.50	5.50	5.25	5.50	5.25	5.75	-	5.46	
Transition / Linking Footwork	1.60	4.50	5.75	5.50	5.00	5.25	5.00	5.50	5.75	5.00	5.50	5.25	5.75	-	5.32	
Performance / Execution	1.60	5.25	5.50	5.50	5.25	5.50	5.25	5.00	5.50	5.00	5.50	5.50	6.00	-	5.39	
Choreography / Composition	1.60	4.75	5.50	5.50	5.50	5.50	5.25	5.00	5.50	5.25	5.75	5.25	5.75	-	5.43	
Interpretation	1.60	4.50	5.50	5.50	5.25	5.25	5.50	5.00	5.75	5.25	5.50	5.50	5.75	-	5.46	
<b>Judges Total Program Component Score (factorized)</b>																<b>43.30</b>

<b>Deductions:</b>	Time Violation:	0.00	Music Violation:	0.00	Illegal Element:	0.00
	Costume & Prop violation:	0.00	Fall:	0.00		<b>0.00</b>

x Credit for highlight distribution, jump element multiplied by 1.1





JUDGES DETAILS PER SKATER

PALAVELA SAT 29 JAN 2005

Rank	Name	NOC Code	Total Segment Score =	Total Element Score +	Program Score (factorized)	Total Component Score +	Total Deductions -
13	DYTRT Annette	GER	80.72	34.72		46.00	0.00

#	Executed Elements	Base Value	GOE	The Judges Panel (in random order)											Scores of Panel		
1	3Lz	6.0	-2.00	-2	-2	-2	-2	-2	-2	-2	-2	-2	-2	-2	-2	-	4.00
2	3S	4.5	-1.00	-1	-1	-1	-1	-1	-1	-1	-1	-1	-1	-1	-1	-	3.50
3	3F	5.5	-2.29	-2	-2	-2	-3	-2	-2	-2	-2	-2	-3	-3	-2	-	3.21
4	FCSp1	2.0	0.14	0	0	0	0	0	1	1	0	1	-1	0	1	-	2.14
5	3LO+2T+SEQ	5.0	-2.00	-2	-2	-3	-2	-2	-2	-2	-2	-2	-2	-2	-2	-	3.00
6	3T	4.4 x	0.14	0	0	0	0	0	1	0	0	0	0	1	0	-	4.54
7	CCoSp1	2.5	0.07	1	0	0	0	0	0	0	0	0	1	0	0	-	2.57
8	SpSt1	2.0	0.00	0	0	0	0	0	0	1	0	0	1	0	-1	-	2.00
9	2S	1.4 x	-0.13	0	-1	0	0	-1	0	0	0	0	-1	-1	-1	-	1.27
10	1A	0.9 x	0.00	0	-1	0	0	-1	0	0	0	0	0	0	0	-	0.90
11	LSp1	1.2	0.00	0	0	0	0	0	0	0	0	0	0	0	0	-	1.20
12	CiSt2	3.1	0.50	1	1	1	1	1	1	1	1	1	1	1	1	-	3.60
13	CCoSp1	2.5	0.29	0	1	1	0	0	1	1	1	1	0	0	1	-	2.79
		<b>41.0</b>													<b>34.72</b>		

Program Components	Factor															
Skating Skills	1.60	6.00	6.00	5.50	5.25	6.00	5.75	5.50	5.75	6.00	6.00	5.25	6.00	-	5.82	
Transition / Linking Footwork	1.60	5.50	5.25	5.25	5.25	5.50	5.50	5.75	6.00	5.75	6.00	5.00	6.25	-	5.61	
Performance / Execution	1.60	6.25	5.50	5.50	5.25	5.75	5.75	5.50	6.25	5.75	6.50	5.25	6.00	-	5.82	
Choreography / Composition	1.60	5.75	5.75	5.50	5.25	5.50	5.50	5.25	5.75	5.75	6.00	5.25	6.00	-	5.68	
Interpretation	1.60	6.00	5.75	5.50	5.50	5.75	5.75	5.75	5.75	5.75	6.25	5.50	6.25	-	5.82	
<b>Judges Total Program Component Score (factorized)</b>																<b>46.00</b>

<b>Deductions:</b>	Time Violation:	0.00	Music Violation:	0.00	Illegal Element:	0.00
	Costume & Prop violation:	0.00	Fall:	0.00		<b>0.00</b>

x Credit for highlight distribution, jump element multiplied by 1.1

Rank	Name	NOC Code	Total Segment Score =	Total Element Score +	Program Score (factorized)	Total Component Score +	Total Deductions -
14	McCORKELL Jenna	GBR	79.11	38.75		41.36	1.00

#	Executed Elements	Base Value	GOE	The Judges Panel (in random order)											Scores of Panel		
1	2A	3.3	0.00	0	0	0	0	0	1	0	0	0	0	0	0	-	3.30
2	3Lz	6.0	-1.29	-1	-1	-1	-2	-2	-1	-1	-1	-1	-2	-2	-1	-	4.71
3	3T+2T	5.3	0.00	0	0	0	0	0	1	0	0	0	0	0	0	-	5.30
4	3F	5.5	-0.14	-1	0	0	-1	0	0	0	0	0	0	0	0	-	5.36
5	3Lo	5.0	-3.00	-3	-3	-3	-3	-3	-3	-3	-3	-3	-3	-3	-3	-	2.00
6	LSp1	1.2	-0.04	0	0	0	0	0	0	0	0	0	-1	0	-1	-	1.16
7	SiSt1	2.0	0.00	0	0	0	0	0	0	0	0	0	0	0	0	-	2.00
8	3Lo+COMBO	5.5 x	0.00	-1	0	0	0	0	0	0	0	0	0	0	0	-	5.50
9	FCSp1	2.0	-0.04	0	0	0	0	0	-1	0	0	0	-1	0	0	-	1.96
10	SpSt1	2.0	0.00	0	0	0	0	0	0	1	0	0	1	0	0	-	2.00
11	2S	1.4 x	-0.04	0	-1	0	0	-1	0	0	0	0	-1	0	0	-	1.36
12	CCoSp1	2.5	0.00	-1	0	0	0	0	0	1	0	0	0	0	0	-	2.50
13	CSp2	1.6	0.00	0	0	0	0	0	0	1	0	0	0	1	0	-	1.60
		<b>43.3</b>													<b>38.75</b>		

Program Components	Factor															
Skating Skills	1.60	5.00	5.75	5.25	5.25	5.00	5.50	5.50	5.50	5.00	5.25	5.25	5.50	-	5.32	
Transition / Linking Footwork	1.60	4.25	5.25	5.25	4.75	4.75	4.75	5.50	5.00	4.75	5.00	5.00	5.50	-	4.93	
Performance / Execution	1.60	5.25	5.50	5.50	5.25	5.00	5.50	5.50	5.00	5.00	5.00	5.25	5.75	-	5.25	
Choreography / Composition	1.60	4.75	5.25	5.25	5.25	5.25	5.00	5.50	5.50	5.00	5.00	5.00	5.75	-	5.14	
Interpretation	1.60	5.00	5.25	5.50	5.00	5.00	5.50	5.75	5.25	5.00	5.00	5.50	5.75	-	5.21	
<b>Judges Total Program Component Score (factorized)</b>																<b>41.36</b>

<b>Deductions:</b>	Time Violation:	0.00	Music Violation:	0.00	Illegal Element:	0.00
	Costume & Prop violation:	0.00	Fall:	-1.00		<b>-1.00</b>

x Credit for highlight distribution, jump element multiplied by 1.1







JUDGES DETAILS PER SKATER

PALAVELA SAT 29 JAN 2005

Rank	Name	NOC Code	Total Segment Score =	Total Element Score +	Program Score (factorized)	Total Component Score +	Total Deductions -
15	LUCA Roxana	ROM	78.65	40.19		38.46	0.00

#	Executed Elements	Base Value	GOE	The Judges Panel (in random order)											Scores of Panel		
1	2A	3.3	0.14	1	0	0	0	0	0	1	0	0	0	0	1	-	3.44
2	3Lo	5.0	-0.57	0	0	0	-1	-1	0	0	-1	-1	-1	0	-1	-	4.43
3	3T+2T	5.3	0.43	1	1	0	0	0	1	1	0	0	0	1	0	-	5.73
4	FCSp1	2.0	0.00	0	0	0	0	0	0	1	1	0	-1	0	0	-	2.00
5	3S	4.5	0.14	0	1	1	0	0	0	0	0	0	0	0	1	-	4.64
6	CSp1	1.2	-0.04	0	0	0	0	0	0	0	0	0	-2	-1	0	-	1.16
7	2LO+2T	3.1 x	-0.21	-1	-1	-2	-1	-1	0	0	0	-1	-1	-1	0	-	2.89
8	SoSt1	2.0	0.00	0	0	0	0	0	0	0	0	0	0	0	0	-	2.00
9	3T	4.4 x	0.00	0	0	0	0	0	0	0	0	0	0	0	0	-	4.40
10	CCSp1	1.5	0.00	0	0	0	0	0	0	0	0	0	0	0	0	-	1.50
11	SIS1	2.0	0.00	0	0	0	0	0	0	0	0	0	0	0	0	-	2.00
12	2LZ+2T	3.5 x	0.00	0	0	0	0	0	0	0	0	0	-1	0	0	-	3.50
13	CCoSp1	2.5	0.00	0	0	0	0	0	0	0	0	0	-1	0	0	-	2.50
		<b>40.3</b>													<b>40.19</b>		

Program Components	Factor															
Skating Skills	1.60	5.00	6.00	5.00	5.00	5.00	4.75	5.00	5.25	5.00	4.75	5.00	5.25	5.00	-	5.04
Transition / Linking Footwork	1.60	4.25	5.25	4.75	4.50	4.50	4.25	5.50	5.00	4.25	4.75	5.00	4.75	-	4.64	
Performance / Execution	1.60	5.00	5.50	4.75	4.75	4.75	4.75	5.25	4.75	4.50	4.75	5.00	5.00	-	4.86	
Choreography / Composition	1.60	4.50	5.75	5.00	4.75	4.75	4.25	5.50	4.75	4.50	5.00	4.75	5.00	-	4.75	
Interpretation	1.60	4.50	5.50	5.00	4.50	4.75	4.50	5.25	4.75	4.50	5.00	5.00	5.00	-	4.75	
<b>Judges Total Program Component Score (factorized)</b>																<b>38.46</b>

<b>Deductions:</b>	Time Violation:	0.00	Music Violation:	0.00	Illegal Element:	0.00
	Costume & Prop violation:	0.00	Fall:	0.00		<b>0.00</b>

x Credit for highlight distribution, jump element multiplied by 1.1

Rank	Name	NOC Code	Total Segment Score =	Total Element Score +	Program Score (factorized)	Total Component Score +	Total Deductions -
16	MAXWELL Fleur	LUX	77.30	33.59		43.71	0.00

#	Executed Elements	Base Value	GOE	The Judges Panel (in random order)											Scores of Panel		
1	3T+2T	5.3	-0.14	0	0	0	0	0	0	0	0	-1	0	-1	-	5.16	
2	2LZ+2LO+2T+SEQ	2.7	-0.13	-1	-1	-1	-1	0	0	0	0	0	-1	0	0	-	2.57
3	2F	1.7	0.00	0	0	0	0	0	0	0	0	0	0	0	-	1.70	
4	3S+2T	5.8	-0.57	-1	0	-1	-1	-1	0	0	-1	0	-1	-1	0	-	5.23
5	CCoSp1	2.5	-0.19	-2	0	-1	-1	-1	-1	0	-1	-1	-2	1	1	-	2.31
6	SoSt1	2.0	0.64	1	1	1	1	2	1	1	0	1	3	2	2	-	2.64
7	1A	0.9 x	-0.06	0	0	0	-1	-1	-1	0	0	0	-1	0	0	-	0.84
8	LSp2	1.6	0.50	1	1	1	1	1	0	1	1	1	1	1	1	-	2.10
9	3T	4.4 x	-1.29	-2	-1	-1	-2	-1	-1	-1	-1	-1	-1	-1	-2	-	3.11
10	2S	1.4 x	0.00	0	0	0	0	0	0	0	0	-1	0	0	-	1.40	
11	CiSt2	3.1	0.07	0	0	0	0	0	0	0	-1	0	1	0	1	-	3.17
12	CCoSp2	3.0	0.36	0	1	0	1	2	1	1	0	1	1	0	1	-	3.36
		<b>34.4</b>													<b>33.59</b>		

Program Components	Factor															
Skating Skills	1.60	5.25	5.25	5.25	5.75	5.50	4.75	5.00	5.75	5.25	5.75	5.00	5.75	-	5.43	
Transition / Linking Footwork	1.60	5.00	5.00	5.25	5.25	5.25	5.00	4.75	5.75	5.00	5.75	5.00	6.00	-	5.25	
Performance / Execution	1.60	5.75	5.25	5.75	5.75	5.75	5.25	5.25	5.75	5.25	6.50	5.25	5.75	-	5.54	
Choreography / Composition	1.60	5.50	5.25	5.50	5.50	5.75	5.00	5.25	6.00	5.00	6.00	5.00	6.00	-	5.46	
Interpretation	1.60	5.75	5.50	6.00	5.75	5.50	5.50	5.00	5.75	5.00	6.25	5.50	5.75	-	5.64	
<b>Judges Total Program Component Score (factorized)</b>																<b>43.71</b>

<b>Deductions:</b>	Time Violation:	0.00	Music Violation:	0.00	Illegal Element:	0.00
	Costume & Prop violation:	0.00	Fall:	0.00		<b>0.00</b>

x Credit for highlight distribution, jump element multiplied by 1.1





JUDGES DETAILS PER SKATER

PALAVELA SAT 29 JAN 2005

Rank	Name	NOC Code	Total Segment Score =	Total Element Score +	Program Score (factorized)	Total Component Score +	Total Deductions -
17	KARADEMIR Tugba	TUR	69.23	34.09		35.14	0.00

#	Executed Elements	Base Value	GOE	The Judges Panel (in random order)											Scores of Panel			
1	FCSp2	2.3	0.43	0	1	1	1	1	1	1	1	1	1	-1	1	1	-	2.73
2	1F	0.5	-0.10	-1	-1	0	-1	-2	0	0	0	-1	-2	-3	-1	-	0.40	
3	3T+2T	5.3	-0.14	0	0	0	0	0	0	0	0	0	-1	0	-1	-	5.16	
4	CCoSp2	3.0	0.00	0	0	0	0	0	0	1	0	0	0	-1	0	-	3.00	
5	3S+1T	4.9	-0.14	0	0	0	0	-1	0	0	0	-1	-1	0	0	-	4.76	
6	SpSt2	3.1	0.21	1	0	1	1	0	1	1	0	0	0	0	1	-	3.31	
7	2A	3.6 x	0.00	0	1	0	0	0	0	0	0	0	0	0	0	-	3.60	
8	LSp2	1.6	0.00	0	0	0	0	0	0	0	0	0	-1	0	0	-	1.60	
9	3T	4.4 x	-1.29	-2	-1	-1	-1	-2	-1	-1	-2	-1	-2	-1	-1	-	3.11	
10	2S	1.4 x	-0.17	0	-1	0	0	-1	0	0	0	-1	-1	-1	-1	-	1.23	
11	1A	0.9 x	-0.17	-1	-1	-2	-1	-2	-1	0	0	-2	-2	0	0	-	0.73	
12	SiSt1	2.0	0.00	0	0	0	0	0	0	0	0	0	-1	0	0	-	2.00	
13	FCCoSp1	2.5	-0.04	-1	0	0	0	0	0	0	1	0	-1	0	0	-	2.46	
		<b>35.5</b>															<b>34.09</b>	

Program Components

Program Components	Factor	1	2	3	4	5	6	7	8	9	10	11	12	13	14	15	16
Skating Skills	1.60	4.50	4.50	4.75	5.00	4.75	4.50	4.75	4.25	4.25	4.25	4.25	4.25	5.00	-	-	4.46
Transition / Linking Footwork	1.60	3.75	4.25	4.50	4.25	4.25	4.75	4.50	4.50	4.00	4.00	4.50	4.50	-	-	-	4.29
Performance / Execution	1.60	4.75	4.25	4.75	4.75	4.25	4.75	4.50	4.25	4.25	4.00	4.25	4.75	-	-	-	4.46
Choreography / Composition	1.60	4.25	4.50	4.75	4.75	4.50	4.50	4.50	4.25	4.25	4.25	4.25	4.50	-	-	-	4.36
Interpretation	1.60	4.50	4.25	4.75	4.50	4.50	4.75	4.75	4.25	4.25	4.00	4.25	4.75	-	-	-	4.39
<b>Judges Total Program Component Score (factorized)</b>																	<b>35.14</b>

<b>Deductions:</b>	Time Violation:	0.00	Music Violation:	0.00	Illegal Element:	0.00
	Costume & Prop violation:	0.00	Fall:	0.00		<b>0.00</b>

x Credit for highlight distribution, jump element multiplied by 1.1

Rank	Name	NOC Code	Total Segment Score =	Total Element Score +	Program Score (factorized)	Total Component Score +	Total Deductions -
18	JOHANSSON Lina	SWE	68.62	34.56		38.06	4.00

#	Executed Elements	Base Value	GOE	The Judges Panel (in random order)											Scores of Panel			
1	3Lz	6.0	-3.00	-3	-3	-3	-3	-3	-3	-3	-3	-3	-3	-3	-3	-3	-	3.00
2	3F+2T	6.8	-1.14	-2	-1	-1	-1	-1	-1	0	-1	-1	-1	-2	0	-	5.66	
3	FCCoSp2	2.5	0.03	-1	0	1	-1	0	0	1	1	0	0	0	1	-	2.53	
4	3Lo	5.0	-3.00	-3	-3	-3	-3	-3	-3	-3	-3	-3	-3	-3	-3	-	2.00	
5	CoSp1	2.0	0.07	0	0	0	0	0	0	1	1	1	0	0	0	-	2.07	
6	3T+2T	5.8 x	-0.29	0	0	-1	-1	-1	-1	0	0	-1	0	0	0	-	5.51	
7	2A	3.6 x	-2.10	-3	-3	-3	-3	-3	-3	-3	-3	-3	-3	-3	-3	-	1.50	
8	SpSt1	2.0	0.21	1	0	1	0	1	0	1	1	0	1	0	1	-	2.21	
9	3T	4.4 x	0.43	1	1	0	0	0	0	1	0	1	0	1	0	-	4.83	
10	3S	5.0 x	-2.86	0	-3	-3	-3	-3	-3	-2	-3	-3	-2	-3	-3	-	2.14	
11	CiSt1	2.0	0.00	0	0	0	0	0	0	0	0	0	0	0	0	-	2.00	
12	LSp1	1.2	-0.09	0	0	0	0	1	0	1	-1	0	-1	0	0	-	1.11	
13	CCoSp	0.0	0.00	-3	-3	-3	-3	-3	-3	-3	-3	-3	-3	-3	-3	-	0.00	
14	CCoSp*	0.0	0.00	0	0	0	0	0	0	0	0	0	-3	0	0	-	0.00	
		<b>46.3</b>															<b>34.56</b>	

Program Components

Program Components	Factor	1	2	3	4	5	6	7	8	9	10	11	12	13	14	15	16
Skating Skills	1.60	5.00	5.00	5.00	5.25	5.00	4.25	5.25	4.75	4.75	5.00	4.75	5.25	-	-	-	4.93
Transition / Linking Footwork	1.60	4.75	4.50	5.00	5.00	4.75	4.00	5.25	5.25	4.25	4.75	4.50	4.75	-	-	-	4.64
Performance / Execution	1.60	5.25	4.50	4.75	5.00	4.75	4.50	5.00	4.75	4.75	4.75	4.25	5.00	-	-	-	4.75
Choreography / Composition	1.60	5.00	4.50	5.00	4.75	5.00	4.00	5.00	5.25	4.75	5.25	4.50	4.75	-	-	-	4.79
Interpretation	1.60	5.25	4.25	4.75	4.75	5.00	4.50	5.25	5.25	4.50	4.75	4.25	4.75	-	-	-	4.68
<b>Judges Total Program Component Score (factorized)</b>																	<b>38.06</b>

<b>Deductions:</b>	Time Violation:	0.00	Music Violation:	0.00	Illegal Element:	0.00
	Costume & Prop violation:	0.00	Fall:	-4.00		<b>-4.00</b>

x Credit for highlight distribution, jump element multiplied by 1.1





JUDGES DETAILS PER SKATER

PALAVELA SAT 29 JAN 2005

Rank	Name	NOC Code	Total Segment Score =	Total Element Score +	Program Score (factorized)	Total Component Score +	Total Deductions -
19	POTH Diana	HUN	66.27	28.07		39.20	1.00

#	Executed Elements	Base Value	GOE	The Judges Panel (in random order)											Scores of Panel		
1	3T+3T	8.0	-1.00	-1	0	-1	-1	-1	-1	0	-1	-1	-1	-1	-1	-	7.00
2	2Lz	1.9	0.00	0	-1	0	0	0	0	0	0	0	0	0	0	-	1.90
3	2F	1.7	0.00	0	-1	0	0	0	0	0	0	0	0	0	0	-	1.70
4	FCSp1	2.0	0.00	0	0	0	0	0	0	0	0	-1	0	0	-	2.00	
5	3Lo	5.0	-3.00	-3	-3	-3	-3	-3	-3	-3	-3	-3	-3	-3	-	2.00	
6	2Lz	2.1 x	-0.04	0	-1	0	0	-1	0	0	0	-1	0	0	-	2.06	
7	SpSt1	2.0	0.00	0	0	0	0	0	0	0	0	0	0	0	-	2.00	
8	CSp1	1.2	0.00	0	1	0	0	0	0	0	0	0	0	0	-	1.20	
9	2S	1.4 x	0.00	0	-1	0	0	0	0	0	0	0	0	0	-	1.40	
10	1A	0.9 x	0.00	0	0	0	0	0	0	0	0	0	0	0	-	0.90	
11	LSp1	1.2	0.00	0	0	0	0	0	0	0	0	0	0	-1	-	1.20	
12	CCoSp1	2.5	0.21	0	0	0	0	0	1	1	1	1	0	0	1	-	2.71
13	SIS1	2.0	0.00	0	0	0	0	0	0	1	0	0	1	0	0	-	2.00
		<b>31.9</b>														<b>28.07</b>	

Program Components	Factor															
Skating Skills	1.60	4.75	5.75	5.00	5.50	5.25	4.50	5.00	4.75	5.25	5.00	5.00	5.00	5.00	-	5.04
Transition / Linking Footwork	1.60	3.75	5.00	4.50	5.25	5.00	4.00	5.00	4.75	4.75	4.75	4.75	5.00	-	4.71	
Performance / Execution	1.60	4.25	5.25	4.75	5.50	5.00	4.50	4.75	5.00	5.00	5.00	5.00	5.25	-	5.00	
Choreography / Composition	1.60	3.75	5.25	4.75	5.50	5.00	4.75	5.25	4.75	5.25	4.75	4.75	4.75	-	4.89	
Interpretation	1.60	3.50	5.25	4.75	5.75	5.25	4.25	5.25	5.00	5.00	5.00	4.75	4.75	-	4.86	
<b>Judges Total Program Component Score (factorized)</b>															<b>39.20</b>	

<b>Deductions:</b>	Time Violation:	0.00	Music Violation:	0.00	Illegal Element:	0.00
	Costume & Prop violation:	0.00	Fall:	-1.00		
						<b>-1.00</b>

x Credit for highlight distribution, jump element multiplied by 1.1

Rank	Name	NOC Code	Total Segment Score =	Total Element Score +	Program Score (factorized)	Total Component Score +	Total Deductions -
20	RADEVA Sonia	BUL	65.71	31.65		36.06	2.00

#	Executed Elements	Base Value	GOE	The Judges Panel (in random order)											Scores of Panel		
1	3T+2T	5.3	0.00	0	1	0	0	0	0	0	0	0	0	0	0	-	5.30
2	3F	5.5	0.00	0	0	0	0	-1	0	1	1	0	-1	0	0	-	5.50
3	2S	1.3	0.00	0	0	0	0	-1	0	0	0	0	-1	0	0	-	1.30
4	CCoSp1	2.5	0.00	0	0	0	0	0	0	0	0	0	0	0	0	-	2.50
5	SIS1	2.0	0.00	0	0	0	0	0	0	1	0	0	0	0	0	-	2.00
6	2S	1.4 x	-1.00	-3	-3	-3	-3	-3	-3	-3	-3	-3	-3	-3	-	0.40	
7	SpSt2	3.1	0.00	0	0	0	0	0	0	0	0	0	0	0	-	3.10	
8	2A+2T	5.1 x	0.00	0	0	0	0	0	0	1	0	0	0	0	-1	-	5.10
9	CoSp1	2.0	0.07	0	0	0	1	0	0	0	0	0	1	0	-	2.07	
10	1T	0.4 x	-0.06	0	-1	-1	0	-1	0	0	-2	0	-1	-2	0	-	0.34
11	LSp1	1.2	-0.13	-1	-1	-1	0	0	0	0	0	-1	0	-1	-	1.07	
12	2Lz	2.1 x	-1.00	-3	-3	-3	-3	-3	-3	-3	-3	-3	-3	-3	-	1.10	
13	FCoSp1	2.0	-0.13	-1	-1	0	0	0	-1	1	0	0	-2	0	0	-	1.87
		<b>33.9</b>														<b>31.65</b>	

Program Components	Factor														
Skating Skills	1.60	4.25	4.50	4.25	4.50	4.50	4.75	4.50	4.50	4.75	4.75	4.50	4.75	-	4.61
Transition / Linking Footwork	1.60	3.50	4.00	4.25	4.00	4.25	4.75	4.50	4.50	4.50	4.50	4.50	4.75	-	4.39
Performance / Execution	1.60	4.50	4.25	4.25	4.50	4.25	4.75	4.75	4.25	4.50	4.75	4.75	4.50	-	4.54
Choreography / Composition	1.60	4.50	4.50	4.50	4.25	4.50	4.75	4.75	4.25	4.50	4.50	4.75	4.50	-	4.50
Interpretation	1.60	4.25	4.00	4.50	4.25	4.25	4.75	4.75	4.50	4.75	4.75	4.50	4.50	-	4.50
<b>Judges Total Program Component Score (factorized)</b>															<b>36.06</b>

<b>Deductions:</b>	Time Violation:	0.00	Music Violation:	0.00	Illegal Element:	0.00
	Costume & Prop violation:	0.00	Fall:	-2.00		
						<b>-2.00</b>

x Credit for highlight distribution, jump element multiplied by 1.1





JUDGES DETAILS PER SKATER

PALAVELA SAT 29 JAN 2005

Rank	Name	NOC Code	Total Segment Score =	Total Element Score +	Program Score (factorized)	Component Score +	Total Deductions -
21	VENHUIZEN Karen	NED	65.02	33.09		32.93	1.00

#	Executed Elements	Base Value	GOE	The Judges Panel (in random order)												Scores of Panel	
1	3T	4.0	-1.00	-1	-1	-1	-1	-1	-1	-1	0	-1	-1	-1	-1	-	3.00
2	2Lo	1.5	-0.26	-1	-1	-1	-1	-2	-1	-2	0	-2	-2	0	0	-	1.24
3	FCSp1	2.0	0.00	0	0	0	0	0	0	0	0	0	0	0	0	-	2.00
4	2A+2S+SEQ	3.7	0.00	0	0	-1	0	-1	0	0	0	0	-1	0	0	-	3.70
5	CoSp1	2.0	-0.34	-2	-1	-1	-1	-1	-1	0	-1	0	-2	-1	-1	-	1.66
6	CCoSp1	2.5	-0.13	-1	0	0	0	0	-1	1	0	0	-1	-1	0	-	2.37
7	3T+2T	5.8 x	-2.00	-2	-2	-2	-2	-2	-2	-2	0	-2	-2	-2	-2	-	3.80
8	SoSt2	3.1	0.00	0	0	0	0	0	0	0	0	0	0	0	0	-	3.10
9	3S+2LO	6.6 x	-0.71	0	0	-1	-1	-1	-1	0	0	-1	-1	-1	-1	-	5.89
10	SIS1	2.0	-0.13	0	-1	0	0	0	-1	-1	-1	0	-1	0	0	-	1.87
11	2A	3.6 x	-0.30	-1	-1	-1	0	-1	-1	0	0	0	-1	0	0	-	3.30
12	LSp1	1.2	-0.04	0	-1	0	0	0	0	0	0	0	-1	0	0	-	1.16
		<b>38.0</b>														<b>33.09</b>	

Program Components

Program Components	Factor														
Skating Skills	1.60	4.00	3.75	4.00	5.00	4.00	3.25	4.50	4.50	4.50	4.00	4.00	4.50	-	4.18
Transition / Linking Footwork	1.60	3.50	3.50	4.00	4.50	4.00	3.25	4.50	4.25	4.25	3.75	4.50	4.50	-	4.04
Performance / Execution	1.60	4.25	3.50	4.00	4.75	4.25	3.50	4.75	4.00	4.50	3.75	4.00	4.25	-	4.04
Choreography / Composition	1.60	3.75	3.75	4.25	4.75	4.00	3.25	4.25	4.50	4.50	4.00	4.50	4.50	-	4.21
Interpretation	1.60	3.75	3.50	4.25	4.75	4.25	3.50	4.75	4.25	4.50	4.00	4.25	4.50	-	4.11
<b>Judges Total Program Component Score (factorized)</b>														<b>32.93</b>	

<b>Deductions:</b>	Time Violation:	-1.00	Music Violation:	0.00	Illegal Element:	0.00
	Costume & Prop violation:	0.00	Fall:	0.00		-1.00

x Credit for highlight distribution, jump element multiplied by 1.1

Rank	Name	NOC Code	Total Segment Score =	Total Element Score +	Program Score (factorized)	Component Score +	Total Deductions -
22	DIDIER Candice	FRA	63.73	31.76		32.97	1.00

#	Executed Elements	Base Value	GOE	The Judges Panel (in random order)												Scores of Panel	
1	3F	5.5	0.00	0	0	0	0	0	0	0	1	0	0	0	-1	-	5.50
2	3LO+2T+SEQ	5.0	-2.00	-2	-2	-3	-2	-2	-2	-2	-2	-2	-2	-2	-2	-	3.00
3	1Lz	0.6	-0.29	-2	-2	-3	-3	-3	-3	-1	-3	-3	-3	-3	-3	-	0.31
4	FCSp1	2.0	-0.21	-1	-1	0	-1	0	-1	0	0	-1	0	-1	0	-	1.79
5	3T	4.0	-3.00	-3	-3	-3	-3	-3	-3	-3	-3	-3	-3	-3	-3	-	1.00
6	SIS1	2.0	0.00	0	0	0	0	0	0	0	0	0	0	0	0	-	2.00
7	USp	0.0	0.00	-2	-3	-3	-1	-2	-3	-3	-1	-2	-3	-3	-3	-	0.00
8	3S	5.0 x	0.00	0	0	0	0	0	0	0	1	0	0	0	0	-	5.00
9	3T+COMBO	4.4 x	-0.14	-1	0	0	0	0	0	0	-1	0	0	0	0	-	4.26
10	2A+1T	4.1 x	-0.60	-1	-2	0	0	-1	-1	0	-2	0	-1	-1	0	-	3.50
11	CCoSp1	2.5	-0.04	0	-1	0	0	0	0	0	0	0	-1	0	0	-	2.46
12	LSp1	1.2	-0.13	0	0	0	-1	0	0	0	-1	-1	-1	0	0	-	1.07
13	SoSt1	2.0	-0.13	0	-2	-1	-1	0	0	0	0	0	0	0	-3	-	1.87
		<b>38.3</b>														<b>31.76</b>	

Program Components

Program Components	Factor														
Skating Skills	1.60	4.00	3.75	4.00	4.25	4.50	3.75	4.50	4.50	4.25	5.00	4.50	4.25	-	4.21
Transition / Linking Footwork	1.60	3.25	3.50	3.50	3.75	4.25	3.75	4.25	4.25	4.00	4.75	4.25	4.00	-	3.93
Performance / Execution	1.60	3.75	3.50	3.75	4.25	4.50	4.50	4.25	4.25	4.50	4.75	4.25	3.75	-	4.18
Choreography / Composition	1.60	4.00	3.75	3.75	4.00	4.75	4.25	4.25	4.25	4.50	4.75	4.50	4.00	-	4.21
Interpretation	1.60	3.50	3.50	3.75	4.00	4.50	4.50	4.25	4.00	4.25	4.75	4.25	4.00	-	4.07
<b>Judges Total Program Component Score (factorized)</b>														<b>32.97</b>	

<b>Deductions:</b>	Time Violation:	0.00	Music Violation:	0.00	Illegal Element:	0.00
	Costume & Prop violation:	0.00	Fall:	-1.00		-1.00

x Credit for highlight distribution, jump element multiplied by 1.1





JUDGES DETAILS PER SKATER

PALAVELA SAT 29 JAN 2005

Rank	Name	NOC Code	Total Segment Score =	Total Element Score +	Program Score (factorized)	Total Component Score +	Total Deductions -
23	KREUZER Andrea	AUT	56.37	25.37		34.00	3.00

#	Executed Elements	Base Value	GOE	The Judges Panel (in random order)												Scores of Panel	
1	3T+2T	5.3	0.14	0	1	0	0	0	0	1	0	0	0	0	1	-	5.44
2	2Lo	1.5	-1.00	-3	-3	-3	-3	-3	-3	-3	-3	-3	-3	-3	-3	-	0.50
3	USp1	1.2	0.00	0	0	0	0	0	0	0	0	0	0	0	0	-	1.20
4	2F	1.7	-1.00	-3	-3	-3	-3	-2	-3	-3	-3	-3	-3	-2	-	0.70	
5	CCoSp1	2.5	0.00	0	0	0	0	0	0	1	0	0	0	0	0	-	2.50
6	CISt1	2.0	0.00	0	0	0	0	0	0	0	0	0	1	0	0	-	2.00
7	2A	3.6 x	-0.20	0	0	0	0	0	0	-1	0	0	-1	0	-1	-	3.40
8	2LZ+1S	2.5 x	-0.17	-1	-1	0	0	-1	0	0	0	0	-1	-2	-1	-	2.33
9	2Lo	1.7 x	-1.00	-3	-3	-3	-3	-3	-3	-3	-3	-3	-3	-3	-3	-	0.70
10	3T	4.4 x	-3.00	-3	-3	-3	-3	-3	-3	-3	-3	-3	-3	-3	-3	-	1.40
11	FCSp1	2.0	0.00	0	-1	0	0	-1	0	0	0	0	0	0	0	-	2.00
12	SpSt1	2.0	0.00	0	0	0	0	0	0	0	0	0	-1	0	0	-	2.00
13	LSp1	1.2	0.00	0	0	0	0	0	0	0	0	0	0	0	1	-	1.20
		<b>31.6</b>														<b>25.37</b>	

Program Components	Factor														
Skating Skills	1.60	4.00	4.50	4.00	4.25	4.75	4.50	4.50	3.75	4.25	4.50	4.25	4.75	-	4.32
Transition / Linking Footwork	1.60	3.25	4.25	3.75	3.50	4.25	4.25	4.50	4.00	4.00	4.25	4.00	4.50	-	4.04
Performance / Execution	1.60	4.50	4.50	3.75	4.25	4.25	4.00	4.25	3.75	4.25	4.50	4.25	4.75	-	4.32
Choreography / Composition	1.60	4.25	4.75	3.75	4.25	4.50	4.50	4.25	4.25	4.00	4.75	4.25	4.25	-	4.36
Interpretation	1.60	4.25	4.50	3.75	4.25	4.50	4.25	4.25	4.00	4.00	4.50	4.00	4.25	-	4.21
<b>Judges Total Program Component Score (factorized)</b>															<b>34.00</b>

<b>Deductions:</b>	Time Violation:	0.00	Music Violation:	0.00	Illegal Element:	0.00
	Costume & Prop violation:	0.00	Fall:	-3.00		-3.00

x Credit for highlight distribution, jump element multiplied by 1.1

Rank	Name	NOC Code	Total Segment Score =	Total Element Score +	Program Score (factorized)	Total Component Score +	Total Deductions -
24	PADAR Bianca	HUN	54.54	29.08		28.46	3.00

#	Executed Elements	Base Value	GOE	The Judges Panel (in random order)												Scores of Panel	
1	3Lz	6.0	-3.00	-3	-3	-3	-3	-3	-3	-3	-3	-3	-3	-3	-3	-	3.00
2	3T+2T+SEQ	4.2	0.00	0	0	0	0	0	0	0	0	0	-1	0	0	-	4.20
3	3F	5.5	-3.00	-3	-3	-3	-3	-3	-3	-3	-3	-3	-3	-3	-	2.50	
4	FCSp1	2.0	-0.39	-2	-1	-2	0	-2	-1	0	0	-1	-2	-2	-2	-	1.61
5	2Lo	1.5	-0.09	-1	-1	0	0	-1	0	0	0	0	-1	0	0	-	1.41
6	CCoSp1	2.5	-0.43	-2	-2	-1	-1	-2	-1	0	-1	0	-2	-1	-2	-	2.07
7	CoSp1	2.0	-0.13	-1	0	-1	0	-1	0	0	-2	-1	-1	0	0	-	1.87
8	SpSt1	2.0	-0.26	-1	-2	0	0	0	-1	0	0	0	-3	-1	-1	-	1.74
9	3T	4.4 x	-0.57	0	-1	-1	0	-1	-1	-1	0	-1	0	-1	-	3.83	
10	2S	1.4 x	-1.00	-3	-3	-3	-3	-3	-3	-3	-3	-3	-3	-3	-3	-	0.40
11	2A	3.6 x	0.00	0	0	0	0	-1	0	0	0	0	-1	0	0	-	3.60
12	SIS1	2.0	-0.09	0	0	-1	-1	-1	0	0	-1	0	-1	0	0	-	1.91
13	LSp1	1.2	-0.26	-2	-1	-1	0	-1	-1	-1	0	0	-2	-1	-1	-	0.94
		<b>38.3</b>														<b>29.08</b>	

Program Components	Factor														
Skating Skills	1.60	3.75	3.50	3.50	4.00	3.50	3.50	4.00	3.75	3.75	3.25	3.75	4.00	-	3.71
Transition / Linking Footwork	1.60	3.00	3.25	3.50	3.50	3.25	3.25	3.75	4.00	3.50	3.25	4.25	3.50	-	3.46
Performance / Execution	1.60	3.50	3.25	3.50	3.75	3.50	3.50	3.75	3.75	3.75	3.00	4.00	3.75	-	3.61
Choreography / Composition	1.60	3.25	3.50	3.75	3.75	3.25	3.25	3.50	3.75	3.75	3.25	4.25	3.75	-	3.57
Interpretation	1.60	3.25	3.25	3.75	3.75	3.50	3.25	3.75	3.50	3.50	3.00	4.00	3.50	-	3.43
<b>Judges Total Program Component Score (factorized)</b>															<b>28.46</b>

<b>Deductions:</b>	Time Violation:	0.00	Music Violation:	0.00	Illegal Element:	0.00
	Costume & Prop violation:	0.00	Fall:	-3.00		-3.00

x Credit for highlight distribution, jump element multiplied by 1.1





JUDGES DETAILS PER SKATER

PALAVELA FRI 28 JAN 2005

Rank	Name	NOC Code	Total Segment Score =	Total Element Score +	Program Score (factorized)	Total Component Score +	Total Deductions -
1	SLUTSKAYA Irina	RUS	65.02	34.71		30.31	0.00

#	Executed Elements	Base Value	GOE	The Judges Panel (in random order)										Scores of Panel			
1	3Lz+2Lo	7.5	0.14	0	1	0	0	0	1	1	0	0	0	0	1	-	7.64
2	3F	5.5	0.86	-1	1	1	0	1	2	1	1	1	1	1	1	-	6.36
3	2A	3.3	0.57	1	0	1	0	0	1	1	1	0	1	1	1	-	3.87
4	FCSp2	2.3	0.57	1	1	1	2	1	2	1	1	1	2	1	1	-	2.87
5	SISt2	3.1	0.50	1	1	1	1	1	0	2	1	1	1	0	1	-	3.60
6	LSp3	2.4	0.50	0	0	0	2	1	2	1	1	2	2	1	1	-	2.90
7	SpSt3	3.4	1.00	0	0	0	2	1	2	2	1	3	1	1	0	-	4.40
8	CCoSp1	2.5	0.57	1	1	1	2	1	2	1	1	2	1	1	1	-	3.07
		<b>30.0</b>												<b>34.71</b>			

Program Components

Program Components	Factor	The Judges Panel (in random order)										Total			
Skating Skills	0.80	7.50	7.50	7.75	7.75	7.75	8.00	8.00	8.00	7.75	8.00	7.50	7.75	-	7.71
Transition / Linking Footwork	0.80	6.75	7.25	7.50	7.25	7.50	8.50	7.75	7.75	7.50	7.25	6.75	7.75	-	7.29
Performance / Execution	0.80	7.25	7.50	7.75	7.50	7.75	8.50	8.00	7.75	8.00	8.00	7.25	8.00	-	7.68
Choreography / Composition	0.80	7.00	7.50	7.75	7.50	7.50	8.00	7.75	8.00	8.00	7.75	7.00	7.75	-	7.54
Interpretation	0.80	7.25	7.50	7.75	7.50	7.50	8.25	8.00	7.75	8.00	8.00	7.50	8.00	-	7.68
<b>Judges Total Program Component Score (factorized)</b>												<b>30.31</b>			

<b>Deductions:</b>	Time Violation:	0.00	Music Violation:	0.00	Illegal Element:	0.00
	Costume & Prop violation:	0.00	Fall:	0.00		<b>0.00</b>

Rank	Name	NOC Code	Total Segment Score =	Total Element Score +	Program Score (factorized)	Total Component Score +	Total Deductions -
2	SEBESTYEN Julia	HUN	61.28	33.26		28.02	0.00

#	Executed Elements	Base Value	GOE	The Judges Panel (in random order)										Scores of Panel			
1	3F	5.5	1.00	1	1	0	1	1	1	2	0	-1	2	1	1	-	6.50
2	3Lz+2T	7.3	0.71	0	1	0	0	1	0	1	1	1	1	1	2	-	8.01
3	FCSp2	2.3	0.43	1	1	0	1	0	1	1	1	1	1	1	1	-	2.73
4	SoSt2	3.1	0.21	1	0	0	0	0	1	1	0	1	1	0	0	-	3.31
5	2A	3.3	0.86	1	1	0	1	1	1	1	0	0	1	1	1	-	4.16
6	LSp2	1.6	0.21	1	0	0	1	0	1	1	1	0	1	0	1	-	1.81
7	CISt2	3.1	0.50	1	1	0	1	1	2	1	1	2	1	1	1	-	3.60
8	CCoSp2	3.0	0.14	0	0	-1	0	1	1	0	0	1	0	1	0	-	3.14
		<b>29.2</b>												<b>33.26</b>			

Program Components

Program Components	Factor	The Judges Panel (in random order)										Total			
Skating Skills	0.80	7.25	6.75	6.50	7.25	6.75	7.25	7.75	7.50	7.25	7.75	7.50	6.50	-	7.21
Transition / Linking Footwork	0.80	6.25	6.75	6.00	7.00	6.25	7.25	7.50	7.00	6.75	7.25	6.75	6.00	-	6.71
Performance / Execution	0.80	7.25	6.75	6.25	7.25	6.50	7.50	7.75	7.50	7.00	7.75	7.50	6.25	-	7.14
Choreography / Composition	0.80	6.50	6.75	6.25	7.00	6.50	7.50	7.75	7.25	7.00	7.75	7.00	6.25	-	6.93
Interpretation	0.80	6.75	6.75	6.50	7.25	6.75	7.50	7.75	7.50	7.00	7.50	7.25	6.50	-	7.04
<b>Judges Total Program Component Score (factorized)</b>												<b>28.02</b>			

<b>Deductions:</b>	Time Violation:	0.00	Music Violation:	0.00	Illegal Element:	0.00
	Costume & Prop violation:	0.00	Fall:	0.00		<b>0.00</b>





JUDGES DETAILS PER SKATER

PALAVELA FRI 28 JAN 2005

Rank	Name	NOC Code	Total Segment Score =	Total Element Score +	Program Score (factorized)	Total Component Score +	Total Deductions -
3	POYKIO Susanna	FIN	56.63	31.20		25.43	0.00

# Executed Elements	Base Value	GOE	The Judges Panel (in random order)												Scores of Panel	
1 3F	5.5	0.43	1	0	0	1	0	1	1	0	0	0	1	1	-	5.93
2 3Lz+2T	7.3	0.00	0	0	0	0	0	1	0	0	0	0	1	1	-	7.30
3 SpSt2	3.1	0.36	1	0	0	1	1	0	1	0	2	1	0	1	-	3.46
4 FSSp2	2.3	0.29	0	0	0	1	0	1	1	1	1	1	1	0	-	2.59
5 2A	3.3	0.71	1	1	1	0	0	1	1	0	1	1	0	1	-	4.01
6 LSp2	1.6	0.21	1	1	0	1	1	1	0	0	0	0	0	1	-	1.81
7 SiSt2	3.1	0.21	0	0	0	1	1	1	1	0	0	1	0	0	-	3.31
8 CCoSp1	2.5	0.29	0	1	0	1	1	2	0	1	1	1	0	1	-	2.79
	<b>28.7</b>															<b>31.20</b>

Program Components

Program Components	Factor	The Judges Panel (in random order)												Total	
Skating Skills	0.80	6.25	6.50	5.50	6.50	6.00	7.00	7.00	6.50	7.00	6.50	7.25	6.75	-	6.54
Transition / Linking Footwork	0.80	5.50	5.75	5.25	6.50	5.75	7.00	6.50	6.00	7.00	5.75	6.50	6.00	-	6.04
Performance / Execution	0.80	6.50	6.00	5.25	6.75	5.75	7.25	6.75	6.25	7.00	6.25	7.25	6.25	-	6.43
Choreography / Composition	0.80	6.00	6.25	5.00	6.50	5.75	7.00	6.75	6.25	7.00	6.00	7.00	6.50	-	6.32
Interpretation	0.80	6.25	6.25	5.25	6.75	5.75	7.25	7.00	6.00	7.00	6.25	7.25	6.75	-	6.46
<b>Judges Total Program Component Score (factorized)</b>															<b>25.43</b>

<b>Deductions:</b>	Time Violation:	0.00	Music Violation:	0.00	Illegal Element:	0.00	<b>0.00</b>
	Costume & Prop violation:	0.00	Fall:	0.00			

Rank	Name	NOC Code	Total Segment Score =	Total Element Score +	Program Score (factorized)	Total Component Score +	Total Deductions -
4	LIASHENKO Elena	UKR	55.16	28.69		26.47	0.00

# Executed Elements	Base Value	GOE	The Judges Panel (in random order)												Scores of Panel	
1 3Lz+2T	7.3	0.00	0	0	0	0	1	1	0	1	0	0	-1	0	-	7.30
2 3F	5.5	-1.86	-2	-2	-2	-1	-1	-2	-2	-2	-2	-2	-2	-2	-	3.64
3 FCSp2	2.3	0.21	0	1	0	0	1	1	1	1	0	1	0	1	-	2.51
4 SoSt2	3.1	0.21	0	0	0	1	1	0	0	1	1	1	0	0	-	3.31
5 2A	3.3	0.00	0	0	0	0	0	1	0	0	1	0	0	0	-	3.30
6 LSp2	1.6	0.14	0	0	0	0	1	0	1	1	1	0	0	1	-	1.74
7 SiSt2	3.1	0.36	1	1	0	1	1	1	0	1	1	1	0	1	-	3.46
8 CCoSp2	3.0	0.43	1	1	1	0	0	2	1	1	2	1	1	1	-	3.43
	<b>29.2</b>															<b>28.69</b>

Program Components

Program Components	Factor	The Judges Panel (in random order)												Total	
Skating Skills	0.80	6.50	6.75	6.75	6.50	7.50	6.75	6.25	6.75	6.50	7.00	6.75	6.75	-	6.68
Transition / Linking Footwork	0.80	5.75	6.75	6.50	6.50	7.25	6.75	6.00	6.25	6.00	6.75	6.25	6.25	-	6.39
Performance / Execution	0.80	6.50	6.75	6.50	6.75	7.50	7.00	6.25	6.75	6.50	7.00	7.00	7.00	-	6.71
Choreography / Composition	0.80	6.00	7.00	6.50	6.75	7.25	7.00	6.25	6.50	6.50	7.00	6.50	6.50	-	6.64
Interpretation	0.80	6.00	6.75	6.50	6.50	7.25	7.25	6.50	6.50	6.50	7.25	6.75	6.75	-	6.68
<b>Judges Total Program Component Score (factorized)</b>															<b>26.47</b>

<b>Deductions:</b>	Time Violation:	0.00	Music Violation:	0.00	Illegal Element:	0.00	<b>0.00</b>
	Costume & Prop violation:	0.00	Fall:	0.00			





JUDGES DETAILS PER SKATER

PALAVELA FRI 28 JAN 2005

Rank	Name	NOC Code	Total Segment Score =	Total Element Score +	Program Score (factorized)	Total Component Score +	Total Deductions -
5	SOKOLOVA Elena	RUS	52.46	25.31		27.15	0.00

#	Executed Elements	Base Value	GOE	The Judges Panel (in random order)												Scores of Panel	
1	3Lz+2T	7.3	0.00	0	0	0	-3	0	0	0	-1	0	0	0	0	-	7.30
2	1F	0.5	-0.30	-3	-3	-3	-3	-3	-3	-3	-3	-3	-3	-1	-3	-	0.20
3	FCSp2	2.3	0.50	1	1	1	1	1	1	1	1	1	1	0	1	-	2.80
4	SpSt2	3.1	0.14	0	0	0	1	0	0	0	1	2	1	0	-1	-	3.24
5	2A	3.3	0.86	1	1	1	0	1	1	1	0	1	1	0	1	-	4.16
6	LSp2	1.6	0.29	0	1	1	2	0	1	0	0	1	1	0	1	-	1.89
7	CISt1	2.0	0.29	0	1	0	0	1	1	1	1	1	1	0	0	-	2.29
8	CCoSp2	3.0	0.43	0	1	1	1	1	1	1	1	0	1	1	1	-	3.43
		<b>23.1</b>															<b>25.31</b>

Program Components

Program Components	Factor														
Skating Skills	0.80	6.50	7.00	6.75	6.75	7.25	6.50	7.25	6.75	6.75	7.00	7.00	6.75	-	6.93
Transition / Linking Footwork	0.80	5.75	6.75	6.25	6.50	7.00	6.75	7.00	6.50	6.75	6.50	5.75	5.75	-	6.50
Performance / Execution	0.80	6.75	7.00	6.50	6.50	7.25	6.00	7.25	6.75	6.75	7.00	6.75	6.75	-	6.86
Choreography / Composition	0.80	6.25	7.00	6.50	6.75	7.25	6.50	7.25	6.50	6.75	7.00	6.50	6.50	-	6.82
Interpretation	0.80	6.25	6.75	6.50	6.75	7.25	6.75	7.50	6.75	6.75	7.00	6.75	6.50	-	6.82
<b>Judges Total Program Component Score (factorized)</b>															<b>27.15</b>

<b>Deductions:</b>	Time Violation:	0.00	Music Violation:	0.00	Illegal Element:	0.00	
	Costume & Prop violation:	0.00	Fall:	0.00			<b>0.00</b>

Rank	Name	NOC Code	Total Segment Score =	Total Element Score +	Program Score (factorized)	Total Component Score +	Total Deductions -
6	MANIACHENKO Galina	UKR	49.62	28.68		20.94	0.00

#	Executed Elements	Base Value	GOE	The Judges Panel (in random order)												Scores of Panel	
1	3Lz+2T	7.3	0.00	0	0	0	0	1	0	0	1	0	0	0	0	-	7.30
2	3F	5.5	-0.14	-1	0	0	0	0	1	0	0	0	-1	0	0	-	5.36
3	SISt2	3.1	0.00	1	0	0	0	-1	1	0	0	0	0	0	0	-	3.10
4	2A	3.3	0.14	0	0	0	0	0	1	1	1	0	1	0	1	-	3.44
5	FCSp2	2.3	0.43	1	0	0	1	1	1	1	1	1	1	0	-	2.73	
6	SpSt2	3.1	0.00	0	0	0	0	0	0	0	0	1	0	-1	0	-	3.10
7	CCoSp1	2.5	0.21	0	0	0	1	1	1	0	0	1	1	0	0	-	2.71
8	LSp1	1.2	-0.26	-1	-1	-1	-1	-2	-1	-1	-1	0	0	-1	-1	-	0.94
		<b>28.3</b>															<b>28.68</b>

Program Components

Program Components	Factor														
Skating Skills	0.80	6.00	5.50	5.25	4.75	5.25	5.75	6.00	6.50	4.75	5.50	5.75	5.50	-	5.43
Transition / Linking Footwork	0.80	5.25	5.25	5.00	4.50	5.00	6.00	5.75	6.00	4.50	5.00	4.75	5.00	-	4.96
Performance / Execution	0.80	5.75	5.25	5.25	4.50	5.00	5.75	5.75	6.50	4.75	5.25	5.50	5.00	-	5.25
Choreography / Composition	0.80	6.00	5.50	5.25	4.75	5.00	5.75	5.75	6.25	4.75	5.25	5.25	5.25	-	5.25
Interpretation	0.80	5.75	5.50	5.00	4.75	5.00	5.75	5.75	6.25	4.50	5.25	5.75	5.00	-	5.29
<b>Judges Total Program Component Score (factorized)</b>															<b>20.94</b>

<b>Deductions:</b>	Time Violation:	0.00	Music Violation:	0.00	Illegal Element:	0.00	
	Costume & Prop violation:	0.00	Fall:	0.00			<b>0.00</b>







JUDGES DETAILS PER SKATER

PALAVELA FRI 28 JAN 2005

Rank	Name	NOC Code	Total Segment Score =	Total Element Score +	Program Score (factorized)	Component Score +	Total Deductions -
7	KOSTNER Carolina	ITA	49.29	24.44	25.85		1.00

# Executed Elements	Base Value	GOE	The Judges Panel (in random order)												Scores of Panel	
1 3T+3T	8.0	0.86	-1	0	1	2	1	1	1	0	1	1	1	1	-	8.86
2 3Lo	5.0	-2.00	-2	-2	-2	-2	-2	-2	-2	-2	-2	-2	-2	-2	-	3.00
3 SpSt2	3.1	0.14	0	0	1	1	0	1	0	0	2	0	0	1	-	3.24
4 2A	3.3	-2.10	-3	-3	-3	-3	-3	-3	-3	-3	-3	-3	-3	-3	-	1.20
5 SiSt1	2.0	0.14	0	1	0	1	1	1	0	1	0	0	0	0	-	2.14
6 FCSp2	2.3	0.00	-1	0	0	0	0	1	0	0	0	0	1	1	-	2.30
7 CCoSp1	2.5	0.00	0	0	0	0	0	1	0	0	0	0	0	0	-	2.50
8 LSp1	1.2	0.00	0	0	0	0	0	0	0	0	0	1	0	0	-	1.20
	<b>27.4</b>															<b>24.44</b>

Program Components

Program Components	Factor	5.50	6.25	6.50	7.00	6.50	6.25	7.00	6.25	6.75	6.50	7.00	6.00	-	6.64
Skating Skills	0.80	5.50	6.25	6.50	7.00	6.50	6.25	7.00	6.25	6.75	6.50	7.00	6.00	-	6.64
Transition / Linking Footwork	0.80	5.00	6.00	6.50	6.75	6.25	6.25	6.25	5.75	6.50	6.00	6.50	6.00	-	6.29
Performance / Execution	0.80	5.75	6.00	6.75	7.25	6.25	6.25	6.50	6.50	7.00	6.25	6.75	6.00	-	6.50
Choreography / Composition	0.80	5.25	6.00	6.75	6.75	6.25	6.00	6.75	6.25	7.25	6.25	6.00	5.75	-	6.39
Interpretation	0.80	5.50	6.25	6.75	6.75	6.25	6.50	6.50	6.25	7.25	6.25	6.75	5.75	-	6.50
<b>Judges Total Program Component Score (factorized)</b>															<b>25.85</b>

<b>Deductions:</b>	Time Violation:	0.00	Music Violation:	0.00	Illegal Element:	0.00
	Costume & Prop violation:	0.00	Fall:	-1.00		-1.00

Rank	Name	NOC Code	Total Segment Score =	Total Element Score +	Program Score (factorized)	Component Score +	Total Deductions -
8	TIMOSHENKO Daria	AZE	48.27	28.01	20.26		0.00

# Executed Elements	Base Value	GOE	The Judges Panel (in random order)												Scores of Panel	
1 3Lz+2T	7.3	0.00	1	0	0	0	0	0	0	0	0	0	0	0	-	7.30
2 3F	5.5	-0.43	0	0	0	0	0	0	0	-1	-2	-1	-2	0	-	5.07
3 2A	3.3	0.00	0	0	0	0	0	1	0	0	0	0	0	0	-	3.30
4 FCSp2	2.3	0.43	1	1	1	0	1	1	1	1	0	1	1	0	-	2.73
5 SpSt2	3.1	-0.03	0	0	0	1	0	1	-2	1	1	0	-1	0	-	3.07
6 LSp1	1.2	0.21	0	1	1	0	1	1	1	1	0	0	0	1	-	1.41
7 SiSt1	2.0	0.00	0	0	0	0	0	0	1	0	0	0	0	0	-	2.00
8 CCoSp2	3.0	0.13	1	0	-1	2	0	1	1	0	-1	1	-1	-1	-	3.13
	<b>27.7</b>															<b>28.01</b>

Program Components

Program Components	Factor	6.25	4.75	5.25	4.50	4.50	6.25	6.00	5.25	5.00	5.50	5.50	5.25	-	5.21
Skating Skills	0.80	6.25	4.75	5.25	4.50	4.50	6.25	6.00	5.25	5.00	5.50	5.50	5.25	-	5.21
Transition / Linking Footwork	0.80	6.00	4.50	5.00	4.25	4.25	6.50	5.50	4.75	4.75	5.00	5.00	5.00	-	4.86
Performance / Execution	0.80	6.25	4.75	5.25	4.50	4.25	6.25	6.00	5.25	5.00	5.25	5.25	5.25	-	5.14
Choreography / Composition	0.80	5.75	4.75	5.00	4.75	4.50	6.25	5.75	5.25	5.00	5.00	5.25	5.25	-	5.07
Interpretation	0.80	6.00	4.50	5.25	4.50	4.50	6.50	5.75	5.00	5.00	5.25	5.00	5.25	-	5.04
<b>Judges Total Program Component Score (factorized)</b>															<b>20.26</b>

<b>Deductions:</b>	Time Violation:	0.00	Music Violation:	0.00	Illegal Element:	0.00
	Costume & Prop violation:	0.00	Fall:	0.00		0.00





JUDGES DETAILS PER SKATER

PALAVELA FRI 28 JAN 2005

Rank	Name	NOC Code	Total Segment Score =	Total Element Score +	Program Score (factorized)	Total Component Score +	Total Deductions -
9	DYTRT Annette	GER	46.41	25.23		22.18	1.00

# Executed Elements	Base Value	GOE	The Judges Panel (in random order)												Scores of Panel				
1 3Lz+2T	7.3	0.00	-1	0	0	0	0	0	0	0	0	0	0	0	0	1	0	-	7.30
2 3T	4.0	-3.00	-3	-3	-3	-3	-3	-3	-3	-3	-3	-3	-3	-3	-3	-3	-3	-	1.00
3 FCSp1	2.0	0.21	-1	1	1	0	1	1	0	1	0	0	1	0	1	0	-	2.21	
4 SpSt2	3.1	0.07	0	0	0	0	0	1	0	1	0	1	2	1	0	0	-	3.17	
5 2A	3.3	0.86	1	1	0	1	1	1	1	0	1	0	1	0	1	0	-	4.16	
6 LSp2	1.6	0.07	0	0	0	0	0	1	1	0	0	1	-1	1	1	-	1.67		
7 CiSt2	3.1	0.21	0	1	1	0	1	1	0	1	0	1	0	1	0	1	-	3.31	
8 CCoSp1	2.5	-0.09	-1	1	-1	0	0	1	0	0	0	0	0	-1	0	-	2.41		
	<b>26.9</b>																	<b>25.23</b>	

Program Components

Program Components	Factor	The Judges Panel (in random order)												Total				
Skating Skills	0.80	5.00	6.25	5.50	5.25	5.50	5.75	5.75	5.75	5.25	5.75	6.00	6.00	-	5.57			
Transition / Linking Footwork	0.80	4.75	6.25	5.50	5.25	5.25	6.00	5.50	5.50	5.00	5.25	5.50	5.75	-	5.32			
Performance / Execution	0.80	5.25	6.25	5.75	5.50	5.50	6.25	5.75	5.75	5.25	5.50	5.75	6.00	-	5.57			
Choreography / Composition	0.80	5.25	6.50	5.75	5.00	5.50	6.25	5.75	5.75	5.25	5.50	6.00	5.75	-	5.57			
Interpretation	0.80	5.25	6.25	6.00	5.25	5.50	6.25	6.00	5.75	5.50	5.50	6.00	5.75	-	5.68			
<b>Judges Total Program Component Score (factorized)</b>																		<b>22.18</b>

<b>Deductions:</b>	Time Violation:	0.00	Music Violation:	0.00	Illegal Element:	0.00
	Costume & Prop violation:	0.00	Fall:	-1.00		-1.00

Rank	Name	NOC Code	Total Segment Score =	Total Element Score +	Program Score (factorized)	Total Component Score +	Total Deductions -
10	MAXWELL Fleur	LUX	45.94	27.02		18.92	0.00

# Executed Elements	Base Value	GOE	The Judges Panel (in random order)												Scores of Panel		
1 3S+2T	5.8	0.00	0	0	0	0	0	0	0	0	-1	0	0	0	0	-	5.80
2 3T	4.0	-0.43	-1	-1	-1	0	0	0	0	-1	0	-1	0	0	-	3.57	
3 CCoSp3	3.5	0.50	1	1	1	1	1	1	1	2	1	0	1	1	-	4.00	
4 SpSt3	3.4	1.14	1	0	1	2	1	2	1	1	2	1	1	2	-	4.54	
5 2A	3.3	0.00	0	0	0	0	0	0	-1	-1	0	0	0	-	3.30		
6 FCSp2	2.3	-0.09	-1	0	0	0	-1	1	1	-1	-1	0	0	-	2.21		
7 SiSt1	2.0	0.00	0	0	0	0	0	1	0	0	0	0	1	-	2.00		
8 LSp2	1.6	0.00	0	0	0	0	0	1	1	1	0	0	0	-	1.60		
	<b>25.9</b>																<b>27.02</b>

Program Components

Program Components	Factor	The Judges Panel (in random order)												Total			
Skating Skills	0.80	5.00	4.50	4.25	4.50	4.25	5.00	5.00	5.00	4.75	5.25	5.00	5.75	-	4.71		
Transition / Linking Footwork	0.80	4.50	4.50	4.25	4.75	4.00	5.25	4.50	4.50	4.75	4.75	4.50	5.50	-	4.54		
Performance / Execution	0.80	5.25	4.50	4.50	5.00	4.25	5.25	4.75	4.75	5.25	5.00	5.00	5.75	-	4.86		
Choreography / Composition	0.80	4.75	4.75	4.25	4.75	4.50	5.00	4.75	5.00	5.00	4.75	5.00	5.75	-	4.75		
Interpretation	0.80	5.00	4.50	4.25	4.75	4.50	5.25	4.75	4.75	5.00	5.00	5.25	5.50	-	4.79		
<b>Judges Total Program Component Score (factorized)</b>																	<b>18.92</b>

<b>Deductions:</b>	Time Violation:	0.00	Music Violation:	0.00	Illegal Element:	0.00
	Costume & Prop violation:	0.00	Fall:	0.00		0.00





JUDGES DETAILS PER SKATER

PALAVELA FRI 28 JAN 2005

Rank	Name	NOC Code	Total Segment Score =	Total Element Score +	Program Score (factorized)	Total Component Score +	Total Deductions -
11	KETTUNEN Elina	FIN	44.40	22.81		21.59	0.00

#	Executed Elements	Base Value	GOE	The Judges Panel (in random order)												Scores of Panel			
1	3Lz+2T	7.3	-0.14	0	0	0	0	0	0	0	0	0	0	-1	0	-1	0	-	7.16
2	2F	1.7	-0.86	-3	-3	-3	0	-3	-3	-3	-3	-3	-3	-3	0	-3	-	0.84	
3	CCoSp1	2.5	0.21	1	0	1	1	0	1	0	1	0	1	0	0	0	-	2.71	
4	SpSt2	3.1	0.29	1	0	0	1	0	0	1	0	1	1	0	0	0	-	3.39	
5	FCSp1	2.0	0.07	0	0	1	0	0	0	1	0	0	0	0	1	-	2.07		
6	2A	3.3	0.00	0	0	0	0	0	1	0	0	0	0	0	0	0	-	3.30	
7	SIS1	2.0	0.14	0	1	0	0	1	1	0	0	0	1	0	1	-	2.14		
8	LSp1	1.2	0.00	0	0	0	0	0	1	0	0	0	1	0	0	-	1.20		
		<b>23.1</b>																<b>22.81</b>	

Program Components	Factor																	
Skating Skills	0.80	5.25	5.25	5.50	5.50	5.25	6.00	6.00	5.00	6.00	6.00	5.50	6.00	-	5.57			
Transition / Linking Footwork	0.80	4.75	4.75	5.25	5.25	5.00	6.25	5.50	4.50	5.75	5.50	5.25	5.75	-	5.21			
Performance / Execution	0.80	5.50	5.00	5.25	5.25	5.00	6.25	6.00	5.00	6.00	6.00	5.00	6.25	-	5.43			
Choreography / Composition	0.80	5.00	5.00	5.25	5.50	5.25	6.25	5.75	5.00	6.25	5.75	5.25	5.75	-	5.39			
Interpretation	0.80	5.00	5.00	5.50	5.50	5.25	6.25	6.00	4.75	5.75	5.75	5.00	6.00	-	5.39			
<b>Judges Total Program Component Score (factorized)</b>																		<b>21.59</b>

Deductions:	Time Violation:	0.00	Music Violation:	0.00	Illegal Element:	0.00
	Costume & Prop violation:	0.00	Fall:	0.00		
						<b>0.00</b>

Rank	Name	NOC Code	Total Segment Score =	Total Element Score +	Program Score (factorized)	Total Component Score +	Total Deductions -
12	KORPI Kiira	FIN	44.34	22.35		21.99	0.00

#	Executed Elements	Base Value	GOE	The Judges Panel (in random order)												Scores of Panel		
1	2F+2T	3.0	-1.00	-3	-3	-3	-3	-3	-3	-3	-3	-3	-3	-3	-3	-3	-	2.00
2	3Lo	5.0	0.29	0	1	0	1	0	1	0	0	-1	0	1	0	-	5.29	
3	CCoSp1	2.5	0.21	0	1	0	0	1	1	1	1	0	1	0	-1	-	2.71	
4	SIS1	2.0	0.00	0	0	0	0	0	1	0	0	1	0	0	0	-	2.00	
5	2A	3.3	0.71	1	1	1	0	1	1	1	0	0	1	0	1	-	4.01	
6	LSp1	1.2	-0.17	-1	-1	-1	0	-1	0	0	0	0	0	-1	0	-	1.03	
7	SpSt2	3.1	0.07	0	0	0	0	0	1	0	1	1	1	0	0	-	3.17	
8	FCSp1	2.0	0.14	0	1	0	-1	0	1	1	0	0	1	0	1	-	2.14	
		<b>22.1</b>																<b>22.35</b>

Program Components	Factor																	
Skating Skills	0.80	5.25	5.50	4.50	5.50	6.00	6.50	5.75	6.00	5.00	6.25	5.75	5.25	-	5.54			
Transition / Linking Footwork	0.80	5.00	5.25	4.25	5.50	6.25	6.50	5.50	5.75	4.75	5.50	5.25	5.00	-	5.25			
Performance / Execution	0.80	5.75	5.50	4.50	5.75	6.00	6.50	5.75	6.00	5.00	6.25	5.75	5.00	-	5.64			
Choreography / Composition	0.80	5.50	5.25	4.25	5.50	6.00	6.50	5.75	6.00	5.00	6.00	5.00	5.25	-	5.43			
Interpretation	0.80	5.50	5.50	4.50	5.75	6.00	6.50	6.00	5.75	5.00	6.25	5.75	5.25	-	5.64			
<b>Judges Total Program Component Score (factorized)</b>																		<b>21.99</b>

Deductions:	Time Violation:	0.00	Music Violation:	0.00	Illegal Element:	0.00
	Costume & Prop violation:	0.00	Fall:	0.00		
						<b>0.00</b>





JUDGES DETAILS PER SKATER

PALAVELA FRI 28 JAN 2005

Rank	Name	NOC Code	Total Segment Score =	Total Element Score +	Program Score (factorized)	Total Component Score +	Total Deductions -
13	HEGEL Idora	CRO	43.87	23.77		20.10	0.00

#	Executed Elements	Base Value	GOE	The Judges Panel (in random order)												Scores of Panel
1	3Lz+1T	6.4	-2.14	-2	-2	-2	-1	-2	-2	-2	-3	-2	-3	-1	-	4.26
2	3F	5.5	-0.57	0	-1	0	0	0	0	-1	-1	-1	-2	0	-	4.93
3	CCoSp1	2.5	0.14	0	0	-1	1	1	0	0	0	0	1	0	1	2.64
4	SpSt2	3.1	0.07	0	0	0	1	0	0	0	0	0	1	0	0	3.17
5	2A	3.3	0.00	0	0	0	0	0	0	0	0	0	0	0	0	3.30
6	LSp1	1.2	-0.09	-1	0	-1	0	0	0	-1	-1	0	0	0	-1	1.11
7	CiSt1	2.0	0.36	1	1	0	0	1	1	1	0	1	1	0	1	2.36
8	FCSp1	2.0	0.00	-1	0	0	0	0	0	0	0	0	0	0	0	2.00
		<b>26.0</b>														<b>23.77</b>

Program Components	Factor															
Skating Skills	0.80	4.75	5.00	5.00	5.25	5.25	5.00	5.50	5.00	4.75	5.25	5.00	5.50	5.00	-	5.07
Transition / Linking Footwork	0.80	4.25	4.50	5.00	5.00	5.00	5.50	5.00	4.75	4.50	5.00	4.50	5.00	-	4.79	
Performance / Execution	0.80	5.00	4.75	5.25	5.00	5.25	5.25	5.25	4.75	4.25	5.25	5.00	5.50	-	5.07	
Choreography / Composition	0.80	4.75	4.75	5.25	5.25	5.25	5.25	5.50	4.50	4.50	5.25	5.00	5.50	-	5.07	
Interpretation	0.80	4.50	5.00	5.50	5.00	5.25	5.25	5.50	4.50	4.25	5.50	5.00	5.25	-	5.11	
<b>Judges Total Program Component Score (factorized)</b>																<b>20.10</b>

<b>Deductions:</b>	Time Violation:	0.00	Music Violation:	0.00	Illegal Element:	0.00
	Costume & Prop violation:	0.00	Fall:	0.00		<b>0.00</b>

Rank	Name	NOC Code	Total Segment Score =	Total Element Score +	Program Score (factorized)	Total Component Score +	Total Deductions -
14	MEIER Sarah	SUI	42.71	21.45		21.26	0.00

#	Executed Elements	Base Value	GOE	The Judges Panel (in random order)												Scores of Panel
1	3Lz+COMBO	6.0	-3.00	-3	-3	-3	-3	-3	-3	-2	-3	-3	-3	-3	-	3.00
2	3F	5.5	-1.29	-1	-1	-1	0	-1	-1	-2	-1	-2	-1	-2	-	4.21
3	LSp2	1.6	0.50	1	1	1	1	1	1	2	1	1	1	0	2	2.10
4	SoSt1	2.0	0.14	0	0	0	1	0	0	0	1	1	1	0	0	2.14
5	2A	3.3	0.00	0	0	0	0	0	0	-1	0	0	0	0	0	3.30
6	FCSp1	2.0	-0.04	0	0	0	-1	0	0	0	1	-1	0	0	0	1.96
7	CiSt1	2.0	0.21	0	0	0	0	1	0	1	0	1	1	0	0	2.21
8	CCoSp1	2.5	0.03	0	0	-1	-1	1	1	0	1	1	0	0	1	2.53
		<b>24.9</b>														<b>21.45</b>

Program Components	Factor															
Skating Skills	0.80	4.75	5.50	5.25	4.50	5.25	5.50	5.75	5.25	6.25	5.75	6.00	5.75	-	5.46	
Transition / Linking Footwork	0.80	4.00	5.25	5.00	4.25	5.00	5.75	5.25	5.00	6.00	5.50	5.50	5.00	-	5.11	
Performance / Execution	0.80	4.50	5.50	5.25	4.50	5.25	5.50	5.50	5.50	6.25	5.75	6.00	5.25	-	5.39	
Choreography / Composition	0.80	4.25	5.50	5.25	4.25	5.25	5.50	5.50	5.25	6.00	5.75	5.25	5.25	-	5.25	
Interpretation	0.80	4.50	5.25	5.50	4.50	5.25	5.50	5.75	5.25	5.75	5.75	5.50	5.00	-	5.36	
<b>Judges Total Program Component Score (factorized)</b>																<b>21.26</b>

<b>Deductions:</b>	Time Violation:	0.00	Music Violation:	0.00	Illegal Element:	0.00
	Costume & Prop violation:	0.00	Fall:	0.00		<b>0.00</b>





JUDGES DETAILS PER SKATER

PALAVELA FRI 28 JAN 2005

Rank	Name	NOC Code	Total Segment Score =	Total Element Score +	Program Score (factorized)	Total Component Score +	Total Deductions -
15	POTH Diana	HUN	42.62	21.88		20.74	0.00

#	Executed Elements	Base Value	GOE	The Judges Panel (in random order)											Scores of Panel		
1	3T+1T	4.4	-3.00	-3	-3	-3	-3	-3	-2	-3	-2	-3	-3	-1	-3	-	1.40
2	3F	5.5	-0.43	-1	0	0	0	0	0	0	0	-1	-1	-1	0	-	5.07
3	FCSp1	2.0	0.00	0	0	0	0	1	0	-1	0	0	0	0	1	-	2.00
4	2A	3.3	0.14	0	1	1	0	0	0	0	1	0	0	0	0	-	3.44
5	SpSt2	3.1	0.21	0	1	0	0	1	0	0	0	1	1	0	0	-	3.31
6	LSp1	1.2	-0.04	0	-1	-1	0	0	-1	0	0	0	1	0	0	-	1.16
7	SiSt1	2.0	0.00	0	0	0	0	0	1	0	1	1	0	0	0	-	2.00
8	CCoSp2	3.0	0.50	1	1	1	1	1	1	1	1	1	1	0	1	-	3.50
		<b>24.5</b>													<b>21.88</b>		

Program Components

Program Components	Factor	5.50	5.25	4.75	4.50	5.25	5.50	5.75	5.00	5.75	5.25	6.00	5.25	-	5.36
Skating Skills	0.80	5.50	5.25	4.75	4.50	5.25	5.50	5.75	5.00	5.75	5.25	6.00	5.25	-	5.36
Transition / Linking Footwork	0.80	4.75	5.00	4.50	4.50	5.00	5.25	5.25	4.75	5.75	5.00	5.50	5.25	-	5.00
Performance / Execution	0.80	5.50	5.00	4.75	4.50	5.00	5.50	5.50	4.75	6.00	5.25	5.50	5.00	-	5.21
Choreography / Composition	0.80	5.25	5.00	4.50	4.25	5.00	5.50	5.50	5.00	5.75	5.25	5.50	5.25	-	5.14
Interpretation	0.80	5.00	5.00	4.50	4.25	5.00	5.50	5.75	5.00	5.75	5.50	5.75	5.25	-	5.21
<b>Judges Total Program Component Score (factorized)</b>															<b>20.74</b>

<b>Deductions:</b>	Time Violation:	0.00	Music Violation:	0.00	Illegal Element:	0.00	
	Costume & Prop violation:	0.00	Fall:	0.00			<b>0.00</b>

Rank	Name	NOC Code	Total Segment Score =	Total Element Score +	Program Score (factorized)	Total Component Score +	Total Deductions -
16	LUCA Roxana	ROM	42.57	24.06		18.51	0.00


#	Executed Elements	Base Value	GOE	The Judges Panel (in random order)											Scores of Panel		
1	3Lo+2T	6.3	0.00	0	0	0	0	0	0	0	0	0	0	0	1	-	6.30
2	2A	3.3	0.00	0	0	0	0	0	0	0	0	0	0	0	0	-	3.30
3	FCSp2	2.3	0.00	0	0	0	0	0	0	0	-1	0	0	0	0	-	2.30
4	SoSt1	2.0	-0.04	0	0	0	0	0	0	-1	0	0	-1	0	0	-	1.96
5	3S	4.5	0.00	1	0	0	0	0	0	0	0	0	0	0	0	-	4.50
6	LSp1	1.2	0.00	0	0	-1	0	0	0	0	0	0	0	0	0	-	1.20
7	CiSt1	2.0	0.00	0	0	0	0	0	1	0	0	0	0	0	0	-	2.00
8	CCoSp1	2.5	0.00	0	0	0	0	-1	1	1	0	0	0	0	0	-	2.50
		<b>24.1</b>													<b>24.06</b>		

Program Components

Program Components	Factor	5.25	4.75	4.75	4.25	4.00	5.00	5.75	4.50	4.75	4.75	5.00	5.00	-	4.79
Skating Skills	0.80	5.25	4.75	4.75	4.25	4.00	5.00	5.75	4.50	4.75	4.75	5.00	5.00	-	4.79
Transition / Linking Footwork	0.80	4.75	4.50	4.25	4.00	4.00	5.00	5.50	4.25	4.25	5.00	4.25	4.75	-	4.43
Performance / Execution	0.80	5.50	4.75	4.25	3.75	4.00	5.25	5.50	4.50	4.50	5.00	5.00	4.75	-	4.71
Choreography / Composition	0.80	5.25	4.50	4.25	4.00	4.25	5.25	5.50	4.50	4.25	4.75	4.75	4.75	-	4.57
Interpretation	0.80	5.00	4.75	4.25	4.00	4.00	5.25	5.25	4.25	4.50	5.00	5.00	4.50	-	4.64
<b>Judges Total Program Component Score (factorized)</b>															<b>18.51</b>

<b>Deductions:</b>	Time Violation:	0.00	Music Violation:	0.00	Illegal Element:	0.00	
	Costume & Prop violation:	0.00	Fall:	0.00			<b>0.00</b>





JUDGES DETAILS PER SKATER

PALAVELA FRI 28 JAN 2005

Rank	Name	NOC Code	Total Segment Score =	Total Element Score +	Program Score (factorized)	Total Component Score +	Total Deductions -
17	McCORKELL Jenna	GBR	41.80	20.80		21.00	0.00

# Executed Elements	Base Value	GOE	The Judges Panel (in random order)											Scores of Panel		
1 2Lz+2T	3.2	-1.00	-3	-3	-3	0	-3	-3	-3	-3	-3	-3	-3	-3	-	2.20
2 3Lo	5.0	-0.57	-2	0	0	0	-1	0	-1	-1	-1	-1	0	0	-	4.43
3 FCSp1	2.0	0.07	0	0	0	1	0	0	1	0	0	0	0	0	-	2.07
4 SpSt2	3.1	0.00	0	0	0	0	0	0	-1	0	1	0	0	0	-	3.10
5 2A	3.3	0.00	0	1	0	0	0	0	0	0	0	0	0	0	-	3.30
6 LSp1	1.2	0.00	0	0	0	1	0	0	0	0	0	0	0	1	-	1.20
7 SIS1	2.0	0.00	0	0	0	0	0	0	0	0	0	0	0	0	-	2.00
8 CCoSp1	2.5	0.00	-1	0	0	0	0	1	0	0	0	0	0	0	-	2.50
	<b>22.3</b>															<b>20.80</b>

Program Components	Factor															
Skating Skills	0.80	5.00	5.00	5.25	5.00	5.50	5.00	5.50	5.25	5.50	5.25	5.00	5.00	5.00	-	5.21
Transition / Linking Footwork	0.80	4.75	4.75	5.00	5.25	5.50	5.25	5.25	5.00	5.25	5.00	5.00	4.50	-	5.07	
Performance / Execution	0.80	5.75	5.00	5.25	4.75	5.50	5.00	5.50	5.50	5.75	5.25	5.25	4.75	-	5.36	
Choreography / Composition	0.80	5.25	4.75	5.00	5.00	5.50	5.00	5.75	5.25	5.50	5.25	5.00	4.50	-	5.21	
Interpretation	0.80	5.50	4.75	5.25	5.00	5.75	5.25	5.75	5.25	5.75	5.00	5.50	4.25	-	5.39	
<b>Judges Total Program Component Score (factorized)</b>															<b>21.00</b>	

Deductions:	Time Violation:	0.00	Music Violation:	0.00	Illegal Element:	0.00
	Costume & Prop violation:	0.00	Fall:	0.00		<b>0.00</b>

Rank	Name	NOC Code	Total Segment Score =	Total Element Score +	Program Score (factorized)	Total Component Score +	Total Deductions -
18	JOHANSSON Lina	SWE	41.42	22.65		19.77	1.00

# Executed Elements	Base Value	GOE	The Judges Panel (in random order)											Scores of Panel		
1 3F+COMBO	5.5	-3.00	-3	-3	-3	-3	-3	-3	-3	-3	-3	-3	-3	-3	-	2.50
2 3T	4.0	0.71	0	1	1	0	1	1	1	0	1	1	0	1	-	4.71
3 FCSp1	2.0	0.00	0	0	0	0	0	0	0	0	0	-1	0	0	-	2.00
4 2A	3.3	0.00	0	0	0	0	0	0	0	0	0	0	0	1	-	3.30
5 CiSt1	2.0	0.00	0	0	0	0	0	1	0	1	0	0	0	0	-	2.00
6 LSp2	1.6	0.29	0	1	1	0	1	-1	1	1	1	0	0	1	-	1.89
7 SpSt2	3.1	0.29	1	0	1	0	0	1	1	0	2	1	0	1	-	3.39
8 CCoSp1	2.5	0.36	1	1	0	1	1	1	1	1	0	1	0	1	-	2.86
	<b>24.0</b>															<b>22.65</b>

Program Components	Factor														
Skating Skills	0.80	5.00	5.00	4.75	4.25	4.75	5.50	5.75	5.25	5.00	5.50	5.25	5.25	-	5.04
Transition / Linking Footwork	0.80	4.50	4.75	4.75	4.25	4.50	5.50	5.50	5.00	4.75	5.25	4.75	5.00	-	4.75
Performance / Execution	0.80	4.75	5.00	5.00	4.50	4.50	5.75	5.75	5.25	5.50	5.50	5.00	6.00	-	5.04
Choreography / Composition	0.80	4.75	5.00	5.00	4.50	4.75	5.75	5.75	5.00	5.25	5.25	5.00	5.50	-	5.00
Interpretation	0.80	4.50	4.75	5.00	4.25	4.75	5.75	5.75	5.25	5.25	5.25	4.75	5.25	-	4.89
<b>Judges Total Program Component Score (factorized)</b>															<b>19.77</b>

Deductions:	Time Violation:	0.00	Music Violation:	0.00	Illegal Element:	0.00
	Costume & Prop violation:	0.00	Fall:	-1.00		<b>-1.00</b>





JUDGES DETAILS PER SKATER

PALAVELA FRI 28 JAN 2005

Rank	Name	NOC Code	Total Segment Score =	Total Element Score +	Program Score (factorized)	Component Score +	Total Deductions -
19	VENHUIZEN Karen	NED	40.43	23.37		17.06	0.00

# Executed Elements	Base Value	GOE	The Judges Panel (in random order)												Scores of Panel			
1 3T	4.0	0.00	0	0	0	0	0	0	0	0	0	0	-1	0	0	0	-	4.00
2 3S+2Lo	6.0	-1.00	-1	-1	-1	-1	-1	-2	-1	-1	-1	-1	-2	-1	-2	-	5.00	
3 FCSp1	2.0	-0.13	-1	0	0	0	-1	0	-1	0	-1	0	0	0	-	1.87		
4 SpSt2	3.1	0.00	0	0	0	0	0	0	0	0	0	0	-1	0	-	3.10		
5 2A	3.3	-0.40	0	0	0	0	-1	0	-1	-1	-1	-1	-1	0	-	2.90		
6 LSp1	1.2	-0.26	-1	-1	0	-1	-1	0	-2	0	-2	0	0	0	-	0.94		
7 CCoSp1	2.5	-0.04	0	0	0	0	0	0	0	0	-2	0	-1	0	-	2.46		
8 CiSt2	3.1	0.00	0	0	0	1	0	0	0	0	0	0	0	0	-	3.10		
	<b>25.2</b>																<b>23.37</b>	

Program Components

Program Components	Factor													Total		
Skating Skills	0.80	4.25	4.50	4.25	4.50	3.75	4.75	4.50	4.50	4.00	5.00	4.25	4.75	-	4.32	
Transition / Linking Footwork	0.80	3.75	4.25	4.25	4.25	3.75	4.75	4.25	4.25	3.75	4.75	3.50	4.50	-	4.04	
Performance / Execution	0.80	4.50	4.50	4.50	4.50	4.00	5.00	4.50	4.50	4.25	5.25	3.75	4.75	-	4.39	
Choreography / Composition	0.80	4.00	4.50	4.25	4.50	3.75	5.00	4.50	4.25	4.25	5.00	3.75	4.75	-	4.25	
Interpretation	0.80	4.25	4.50	4.50	4.25	3.75	5.25	4.25	4.50	4.25	5.00	4.25	4.75	-	4.32	
<b>Judges Total Program Component Score (factorized)</b>																<b>17.06</b>

Deductions:	Time Violation:	0.00	Music Violation:	0.00	Illegal Element:	0.00	Total
	Costume & Prop violation:	0.00	Fall:	0.00			<b>0.00</b>

Rank	Name	NOC Code	Total Segment Score =	Total Element Score +	Program Score (factorized)	Component Score +	Total Deductions -
20	DIDIER Candice	FRA	39.14	21.49		18.65	1.00

# Executed Elements	Base Value	GOE	The Judges Panel (in random order)												Scores of Panel	
1 2A	3.3	0.14	1	0	0	0	0	0	0	0	1	0	0	0	-	3.44
2 3Lz	6.0	-3.00	-3	-3	-3	0	-3	-3	-3	-3	-3	-3	-3	-3	-	3.00
3 3T+2T	5.3	0.14	1	0	0	0	0	0	1	0	0	0	0	0	-	5.44
4 FCSp1	2.0	0.00	0	0	0	0	0	0	0	0	0	-1	0	0	-	2.00
5 LSp1	1.2	-0.09	-1	0	0	0	-1	-1	-1	-1	0	0	0	-1	-	1.11
6 SiSt1	2.0	0.00	0	0	0	0	0	0	0	0	0	-1	0	0	-	2.00
7 SpSt1	2.0	0.00	0	0	0	0	0	0	0	0	1	0	0	0	-	2.00
8 CCoSp1	2.5	0.00	0	0	0	0	0	0	0	0	0	0	0	0	-	2.50
	<b>24.3</b>															<b>21.49</b>

Program Components

Program Components	Factor													Total		
Skating Skills	0.80	5.75	4.75	4.25	4.25	4.25	4.75	5.00	4.75	6.25	4.50	5.25	5.00	-	4.82	
Transition / Linking Footwork	0.80	5.00	4.50	4.25	4.00	4.25	4.25	4.25	4.25	6.00	4.00	4.75	4.75	-	4.43	
Performance / Execution	0.80	5.75	4.75	4.50	4.25	4.00	4.75	4.75	4.50	6.00	4.25	5.00	4.75	-	4.75	
Choreography / Composition	0.80	5.50	4.75	4.50	4.25	4.25	4.50	4.75	4.25	6.25	4.00	4.75	5.00	-	4.68	
Interpretation	0.80	5.25	4.75	4.50	4.50	4.00	4.50	4.50	4.50	6.00	4.00	5.00	5.00	-	4.64	
<b>Judges Total Program Component Score (factorized)</b>																<b>18.65</b>

Deductions:	Time Violation:	0.00	Music Violation:	0.00	Illegal Element:	0.00	Total
	Costume & Prop violation:	0.00	Fall:	-1.00			<b>-1.00</b>





JUDGES DETAILS PER SKATER

PALAVELA FRI 28 JAN 2005

Rank	Name	NOC Code	Total Segment Score =	Total Element Score +	Program Score (factorized)	Component Score +	Total Deductions -
21	KARADEMIR Tugba	TUR	37.75	19.92	17.83		0.00

#	Executed Elements	Base Value	GOE	The Judges Panel (in random order)											Scores of Panel		
1	FCSp2	2.3	0.50	2	1	1	1	1	1	1	1	0	1	1	0	-	2.80
2	3T	4.0	-0.14	0	0	0	0	0	0	0	0	-1	-2	0	-1	-	3.86
3	LSp2	1.6	0.00	0	0	1	0	0	0	0	0	0	0	0	0	-	1.60
4	2S+COMBO	1.3	-0.77	-2	-2	-3	-1	-3	-2	-3	-2	-2	-2	-3	-	0.53	
5	CCoSp2	3.0	0.00	0	0	0	0	0	1	0	0	0	0	0	0	-	3.00
6	SIS1	2.0	0.00	0	0	0	0	0	0	0	0	0	0	0	0	-	2.00
7	2A	3.3	-0.70	0	-1	-1	-1	-1	-1	-1	-1	-1	-1	-1	-1	-	2.60
8	SoSt2	3.1	0.43	1	0	1	1	1	1	-1	0	1	2	1	1	-	3.53
		<b>20.6</b>													<b>19.92</b>		

Program Components	Factor															
Skating Skills	0.80	5.00	4.25	4.75	4.25	5.00	4.75	4.25	4.50	4.50	4.50	4.50	4.75	-	4.54	
Transition / Linking Footwork	0.80	4.25	4.00	4.50	4.50	5.00	4.75	3.75	4.00	4.50	4.00	4.00	4.50	-	4.25	
Performance / Execution	0.80	5.00	4.25	4.50	4.25	5.25	5.25	4.00	4.25	4.75	4.25	4.50	4.75	-	4.50	
Choreography / Composition	0.80	4.75	4.25	4.50	4.25	5.00	5.25	4.00	4.25	4.75	4.25	4.75	4.50	-	4.50	
Interpretation	0.80	4.50	4.00	4.75	4.25	5.25	5.00	4.00	4.50	4.75	4.50	4.75	4.25	-	4.50	
<b>Judges Total Program Component Score (factorized)</b>																<b>17.83</b>

<b>Deductions:</b>	Time Violation:	0.00	Music Violation:	0.00	Illegal Element:	0.00
	Costume & Prop violation:	0.00	Fall:	0.00		<b>0.00</b>

Rank	Name	NOC Code	Total Segment Score =	Total Element Score +	Program Score (factorized)	Component Score +	Total Deductions -
22	PADAR Bianka	HUN	37.64	22.38	15.26		0.00

#	Executed Elements	Base Value	GOE	The Judges Panel (in random order)											Scores of Panel		
1	3Lz+2T	7.3	-0.71	-1	0	0	0	-1	-1	-1	-2	-2	-1	-1	0	-	6.59
2	3S	4.5	-0.43	0	0	0	0	0	0	-1	0	-1	-1	-1	-1	-	4.07
3	FCSp1	2.0	-0.26	-1	-1	0	0	-1	0	-1	0	-2	-1	-1	-1	-	1.74
4	CS1	2.0	0.00	0	0	0	0	0	0	0	0	0	0	0	0	-	2.00
5	2A	3.3	0.00	0	0	0	0	0	0	0	0	0	0	0	0	-	3.30
6	LSp1	1.2	-0.51	-2	-1	-2	1	-3	-2	-1	-2	-2	-2	-2	-	0.69	
7	SpSt1	2.0	-0.21	-1	-1	0	0	-1	0	-1	-1	-1	0	-1	0	-	1.79
8	CCoSp1	2.5	-0.30	-2	0	-1	-1	-1	0	-1	0	-1	-1	-1	0	-	2.20
		<b>24.8</b>													<b>22.38</b>		

Program Components	Factor															
Skating Skills	0.80	3.75	4.00	4.25	4.50	3.75	4.50	4.50	4.00	3.50	3.50	4.00	4.00	-	3.96	
Transition / Linking Footwork	0.80	3.25	4.00	4.00	4.25	3.75	4.25	4.25	3.75	3.25	3.25	3.75	3.75	-	3.75	
Performance / Execution	0.80	3.50	4.00	4.25	4.00	3.75	4.25	4.50	4.00	3.50	3.50	3.50	3.75	-	3.79	
Choreography / Composition	0.80	3.25	4.00	4.25	4.25	3.75	4.25	4.50	3.75	3.50	3.50	3.50	3.50	-	3.82	
Interpretation	0.80	3.50	3.75	4.00	4.00	3.75	4.25	4.25	4.00	3.50	3.50	3.75	3.75	-	3.75	
<b>Judges Total Program Component Score (factorized)</b>																<b>15.26</b>

<b>Deductions:</b>	Time Violation:	0.00	Music Violation:	0.00	Illegal Element:	0.00
	Costume & Prop violation:	0.00	Fall:	0.00		<b>0.00</b>







JUDGES DETAILS PER SKATER

PALAVELA FRI 28 JAN 2005

Rank	Name	NOC Code	Total Segment Score =	Total Element Score +	Program Score (factorized)	Total Component Score +	Total Deductions -
23	KREUZER Andrea	AUT	36.45	20.50		16.95	1.00

#	Executed Elements	Base Value	GOE	The Judges Panel (in random order)												Scores of Panel	
1	3T+2T	5.3	-0.14	0	0	0	0	0	0	0	0	-1	-1	0	0	-	5.16
2	2A	3.3	-0.10	0	0	0	0	0	0	0	0	-1	-1	0	0	-	3.20
3	FCSp1	2.0	0.00	0	0	0	0	0	0	0	0	0	0	1	-	2.00	
4	CISt1	2.0	0.00	0	0	0	0	0	0	1	-1	0	0	0	-	2.00	
5	2F	1.7	-1.00	-3	-3	-3	-3	-3	-3	-3	-3	-3	-3	-3	-	0.70	
6	LSp1	1.2	0.14	0	1	1	0	0	0	1	0	1	0	1	-	1.34	
7	SpSt2	3.1	0.00	0	0	0	0	0	0	0	0	0	0	1	-	3.10	
8	CCoSp2	3.0	0.00	0	0	-1	1	0	0	0	0	0	0	0	-	3.00	
		<b>21.6</b>														<b>20.50</b>	

Program Components	Factor														
Skating Skills	0.80	4.50	4.25	4.75	4.25	4.00	4.50	4.50	5.00	4.50	4.00	4.50	5.00	-	4.36
Transition / Linking Footwork	0.80	3.50	4.00	4.25	4.25	3.75	4.25	4.25	4.50	4.25	5.00	3.75	5.25	-	4.07
Performance / Execution	0.80	4.75	4.25	4.50	4.00	4.25	4.75	4.50	4.75	4.25	4.00	4.75	5.25	-	4.36
Choreography / Composition	0.80	4.25	4.25	4.25	3.75	4.00	4.25	4.25	4.75	4.50	3.75	4.50	5.00	-	4.18
Interpretation	0.80	4.25	4.25	4.50	3.75	4.00	4.50	4.25	4.50	4.50	4.00	4.25	5.25	-	4.21
<b>Judges Total Program Component Score (factorized)</b>														<b>16.95</b>	

<b>Deductions:</b>	Time Violation:	0.00	Music Violation:	0.00	Illegal Element:	0.00
	Costume & Prop violation:	0.00	Fall:	-1.00		
						<b>-1.00</b>

Rank	Name	NOC Code	Total Segment Score =	Total Element Score +	Program Score (factorized)	Total Component Score +	Total Deductions -
24	RADEVA Sonia	BUL	36.13	18.90		17.23	0.00

#	Executed Elements	Base Value	GOE	The Judges Panel (in random order)												Scores of Panel
1	2T+COMBO	1.3	-1.00	-3	-3	-3	-3	-3	-3	-3	-3	-3	-3	-3	-	0.30
2	3F	5.5	-0.43	-1	0	0	0	-1	-1	0	-1	-1	0	-1	-	5.07
3	2A	3.3	-0.10	0	0	0	0	0	0	-1	0	-1	0	1	-	3.20
4	LSp1	1.2	-0.21	-2	-1	-1	-1	-1	0	0	-1	0	0	-1	-	0.99
5	CISt1	2.0	0.00	0	0	0	0	0	0	0	0	1	0	0	-	2.00
6	CCoSp1	2.5	0.00	0	0	0	0	0	0	-1	0	0	0	0	-	2.50
7	SpSt2	3.1	0.00	0	0	0	0	0	0	0	-1	1	0	0	-	3.10
8	FCSp1	2.0	-0.26	-2	0	-1	-1	0	1	-1	0	-2	-1	0	-	1.74
		<b>20.9</b>														<b>18.90</b>

Program Components	Factor														
Skating Skills	0.80	3.75	4.25	4.25	4.00	4.50	4.75	4.25	4.25	4.50	5.00	4.25	5.25	-	4.29
Transition / Linking Footwork	0.80	3.25	4.00	4.25	3.75	4.50	4.00	4.25	4.00	4.00	4.75	4.00	5.00	-	4.11
Performance / Execution	0.80	3.50	4.25	4.50	4.00	5.00	4.50	4.25	4.25	4.25	5.00	4.50	5.00	-	4.39
Choreography / Composition	0.80	3.50	4.50	4.25	3.75	4.75	4.50	4.50	4.00	4.25	4.75	4.50	4.75	-	4.36
Interpretation	0.80	3.75	4.25	4.50	3.75	5.00	4.50	4.25	4.25	4.25	5.00	4.75	5.00	-	4.39
<b>Judges Total Program Component Score (factorized)</b>														<b>17.23</b>	

<b>Deductions:</b>	Time Violation:	0.00	Music Violation:	0.00	Illegal Element:	0.00
	Costume & Prop violation:	0.00	Fall:	0.00		
						<b>0.00</b>





JUDGES DETAILS PER SKATER

PALAVELA FRI 28 JAN 2005

Rank	Name	NOC Code	Total Segment Score =	Total Element Score +	Program Score (factorized)	Component Score +	Total Deductions -
25	LUKACIKOVA Petra	CZE	35.62	18.23		17.39	0.00

#	Executed Elements	Base Value	GOE	The Judges Panel (in random order)												Scores of Panel		
1	LSp2	1.6	0.36	1	1	1	1	0	1	1	1	1	-1	1	0	1	-	1.96
2	3S+COMBO	4.5	-3.00	-3	-3	-3	-3	-3	-3	-3	-3	-3	-3	-3	-3	-3	-	1.50
3	2A	3.3	0.14	0	0	0	1	0	0	0	0	-1	1	0	0	-	3.44	
4	FCSp2	2.3	0.14	-1	1	0	0	1	0	0	1	0	0	1	0	-	2.44	
5	2Lo	1.5	-0.69	-2	-2	-3	-1	-3	-3	-1	-3	-3	-1	-3	-3	-	0.81	
6	SpSt2	3.1	0.07	0	1	0	0	0	0	-1	0	1	0	0	0	-	3.17	
7	CoSt1	2.0	0.00	0	0	0	0	0	0	0	0	0	0	0	0	-	2.00	
8	CCoSp2	3.0	-0.09	-1	0	0	-1	0	1	0	1	-1	0	0	0	-	2.91	
		<b>21.3</b>															<b>18.23</b>	

Program Components

Program Components	Factor	The Judges Panel (in random order)												Total Deductions		
Skating Skills	0.80	3.75	4.25	4.00	4.75	4.00	4.75	5.00	4.50	4.75	4.75	4.25	4.50	-	4.39	
Transition / Linking Footwork	0.80	3.25	4.25	4.00	4.50	4.25	5.00	4.50	4.25	4.50	4.50	4.50	3.75	4.50	-	4.25
Performance / Execution	0.80	4.00	4.50	4.25	4.50	4.25	5.00	4.75	4.50	4.75	4.75	4.00	4.25	-	4.43	
Choreography / Composition	0.80	3.75	4.50	4.00	4.00	4.00	4.75	4.75	4.25	4.75	4.75	4.00	4.50	-	4.29	
Interpretation	0.80	3.50	4.50	4.25	4.50	4.00	5.00	4.75	4.50	4.50	4.75	4.25	4.25	-	4.39	
<b>Judges Total Program Component Score (factorized)</b>																<b>17.39</b>

Deductions:

Time Violation:	0.00	Music Violation:	0.00	Illegal Element:	0.00
Costume & Prop violation:	0.00	Fall:	0.00		
					<b>0.00</b>

Rank	Name	NOC Code	Total Segment Score =	Total Element Score +	Program Score (factorized)	Component Score +	Total Deductions -
26	GLEBOVA Elena	EST	34.30	19.20		16.10	1.00

#	Executed Elements	Base Value	GOE	The Judges Panel (in random order)												Scores of Panel	
1	3T+3T	8.0	-2.29	-3	-2	-3	-2	-2	-2	-2	-2	-2	-2	-3	-2	-	5.71
2	1S	0.4	-0.30	-3	-3	-3	-3	-3	-3	-3	-3	-3	-3	-3	-3	-	0.10
3	CCoSp1	2.5	0.14	0	0	0	0	0	1	1	1	0	1	1	0	-	2.64
4	SIS1	2.0	-0.21	0	0	-1	0	-2	0	-1	-1	-1	-1	-1	0	-	1.79
5	2A	3.3	-0.80	-2	-1	-1	-1	-1	-1	-1	-1	-1	-1	-2	-1	-	2.50
6	SpSt2	3.1	-0.20	0	-1	0	0	-1	0	-1	0	0	0	0	0	-	2.90
7	FCSp1	2.0	0.00	0	0	0	0	0	0	0	0	0	0	0	0	-	2.00
8	LSp2	1.6	-0.04	0	0	0	-1	-1	0	0	0	0	0	0	0	-	1.56
		<b>22.9</b>															<b>19.20</b>

Program Components

Program Components	Factor	The Judges Panel (in random order)												Total Deductions		
Skating Skills	0.80	4.25	4.25	3.75	4.00	3.75	4.25	4.50	4.50	4.25	4.25	3.75	4.25	-	4.07	
Transition / Linking Footwork	0.80	3.75	4.00	3.50	3.75	3.75	4.00	4.25	4.00	4.25	3.75	3.75	3.75	-	3.86	
Performance / Execution	0.80	4.50	4.00	3.50	3.75	3.75	4.00	4.25	4.25	4.25	4.00	4.00	4.00	-	4.00	
Choreography / Composition	0.80	4.25	4.25	3.00	4.00	4.00	4.00	4.50	4.25	4.50	3.75	4.00	4.00	-	4.11	
Interpretation	0.80	4.25	4.00	3.50	3.75	4.00	4.25	4.50	4.25	4.50	4.00	4.00	4.25	-	4.07	
<b>Judges Total Program Component Score (factorized)</b>																<b>16.10</b>

Deductions:

Time Violation:	0.00	Music Violation:	0.00	Illegal Element:	0.00
Costume & Prop violation:	0.00	Fall:	-1.00		
					<b>-1.00</b>





JUDGES DETAILS PER SKATER

PALAVELA FRI 28 JAN 2005

Rank	Name	NOC Code	Total Segment Score =	Total Element Score +	Program Score (factorized)	Total Component Score +	Total Deductions -
27	BELENYESIOVA Jaqueline	SVK	33.87	20.13		14.74	1.00

#	Executed Elements	Base Value	GOE	The Judges Panel (in random order)												Scores of Panel	
1	2A	3.3	-0.10	0	0	0	0	0	0	0	-1	-1	0	-1	0	-	3.20
2	LSp1	1.2	-0.17	-1	0	-1	0	0	-1	0	0	-1	-1	-1	0	-	1.03
3	3S+2T	5.8	-0.29	0	0	-1	0	0	0	0	-1	-1	-1	0	0	-	5.51
4	FCSp1	2.0	-0.04	-1	0	-1	0	0	-1	0	0	0	0	0	-1	-	1.96
5	CiSt1	2.0	0.00	0	0	0	0	0	0	0	0	0	0	0	0	-	2.00
6	3T	4.0	-3.00	-3	-3	-3	-3	-3	-3	-3	-3	-3	-3	-3	-3	-	1.00
7	SpSt2	3.1	0.00	0	0	0	0	0	0	-1	0	0	0	0	0	-	3.10
8	CCoSp1	2.5	-0.17	-1	0	0	-1	-1	0	0	0	0	-1	0	0	-	2.33
		<b>23.9</b>														<b>20.13</b>	

Program Components	Factor															
Skating Skills	0.80	4.00	4.00	4.00	3.75	3.75	4.00	4.25	4.00	3.75	3.50	3.25	3.75	-	3.82	
Transition / Linking Footwork	0.80	3.25	3.75	3.75	3.75	3.50	3.75	3.75	3.75	3.50	3.00	3.00	3.75	-	3.50	
Performance / Execution	0.80	4.00	4.00	4.00	3.50	3.50	4.00	4.00	4.00	3.75	3.50	3.25	3.75	-	3.75	
Choreography / Composition	0.80	3.75	4.00	4.00	3.50	3.50	4.00	4.25	4.00	3.50	3.50	3.50	3.50	-	3.68	
Interpretation	0.80	3.50	4.00	4.25	3.50	3.50	4.50	4.00	4.00	3.50	3.50	3.75	0.75	-	3.68	
<b>Judges Total Program Component Score (factorized)</b>																<b>14.74</b>

<b>Deductions:</b>	Time Violation:	0.00	Music Violation:	0.00	Illegal Element:	0.00
	Costume & Prop violation:	0.00	Fall:	-1.00		
						<b>-1.00</b>

Rank	Name	NOC Code	Total Segment Score =	Total Element Score +	Program Score (factorized)	Total Component Score +	Total Deductions -
28	FERNANDEZ Laura	ESP	33.71	17.41		17.30	1.00

#	Executed Elements	Base Value	GOE	The Judges Panel (in random order)												Scores of Panel	
1	3T+2T	5.3	0.00	0	0	0	0	0	0	0	0	0	0	0	0	-	5.30
2	2Lo	1.5	-1.00	-3	-3	-3	-3	-3	-3	-3	-3	-3	-3	-3	-3	-	0.50
3	CCoSp2	3.0	0.21	1	0	0	1	0	1	1	0	0	1	0	-1	-	3.21
4	SIS1	2.0	-0.04	0	0	0	0	0	0	0	-1	-1	0	0	0	-	1.96
5	1A	0.8	-0.50	-3	-3	-3	-3	-3	-3	-3	-3	-3	-3	-3	-3	-	0.30
6	FCSp1	2.0	-0.30	-1	-1	-1	0	-2	0	-2	-1	-1	0	-1	-1	-	1.70
7	SpSt2	3.1	0.14	1	0	1	0	0	1	0	0	0	1	0	1	-	3.24
8	LSp1	1.2	0.00	0	0	0	0	0	0	-1	0	0	0	0	0	-	1.20
		<b>18.9</b>														<b>17.41</b>	

Program Components	Factor															
Skating Skills	0.80	4.75	4.25	4.25	4.25	4.00	5.00	4.50	4.25	4.25	4.75	4.75	4.75	-	4.43	
Transition / Linking Footwork	0.80	4.25	4.00	4.00	4.00	4.00	5.25	4.25	4.00	3.75	4.75	4.25	4.50	-	4.11	
Performance / Execution	0.80	4.75	4.25	4.50	3.75	4.25	5.50	4.25	4.50	3.75	4.75	5.00	4.75	-	4.36	
Choreography / Composition	0.80	4.75	4.50	4.25	4.25	4.25	5.50	4.25	4.25	4.00	4.50	4.50	4.75	-	4.36	
Interpretation	0.80	4.50	4.25	4.25	4.25	4.25	5.25	4.25	4.25	3.75	4.75	4.75	4.75	-	4.36	
<b>Judges Total Program Component Score (factorized)</b>																<b>17.30</b>

<b>Deductions:</b>	Time Violation:	0.00	Music Violation:	0.00	Illegal Element:	0.00
	Costume & Prop violation:	0.00	Fall:	-1.00		
						<b>-1.00</b>





JUDGES DETAILS PER SKATER

PALAVELA FRI 28 JAN 2005

Rank	Name	NOC Code	Total Segment Score =	Total Element Score +	Program Score (factorized)	Total Component Score +	Total Deductions -
29	VOSTRECOVAITE Gintare	LTU	32.92	18.07		15.85	1.00

# Executed Elements	Base Value	GOE	The Judges Panel (in random order)												Scores of Panel	
1 3T+2T	5.3	-0.57	-1	0	0	0	-1	0	0	0	-1	-1	-1	0	-	4.73
2 3S	4.5	-3.00	-3	-3	-3	-3	-3	-3	-3	-3	-3	-3	-3	-3	-	1.50
3 FCSp1	2.0	-0.21	-1	-1	0	-1	0	0	-1	-1	-2	-1	0	-1	-	1.79
4 2A	3.3	-0.70	-1	-1	-1	0	-1	-1	-1	-1	-1	-1	-1	-1	-	2.60
5 LSp1	1.2	0.14	0	0	1	0	0	-1	1	1	0	1	0	0	-	1.34
6 SpSt1	2.0	-0.30	0	-2	0	0	-1	0	-2	-1	-2	0	-2	-1	-	1.70
7 SiSt1	2.0	0.00	0	0	0	0	0	-1	0	0	0	-1	0	0	-	2.00
8 CCoSp1	2.5	-0.09	0	0	0	0	-1	0	0	0	-2	0	-1	-1	-	2.41
	<b>22.8</b>															<b>18.07</b>

Program Components	Factor														
Skating Skills	0.80	4.25	3.75	4.50	4.25	4.00	3.75	4.25	4.25	4.25	4.00	4.00	4.25	-	4.14
Transition / Linking Footwork	0.80	3.50	3.75	4.25	4.00	3.75	4.00	4.00	4.00	4.00	3.50	3.50	3.75	-	3.79
Performance / Execution	0.80	4.00	4.00	4.25	3.75	3.75	4.00	4.25	4.00	4.00	4.00	4.00	3.75	-	4.00
Choreography / Composition	0.80	3.75	4.00	4.00	4.00	4.00	4.00	4.50	4.25	4.00	3.75	4.00	3.75	-	3.96
Interpretation	0.80	3.50	3.75	4.25	4.25	3.75	4.00	4.25	4.00	4.00	3.75	3.75	3.75	-	3.93
<b>Judges Total Program Component Score (factorized)</b>															<b>15.85</b>

<b>Deductions:</b>	Time Violation:	0.00	Music Violation:	0.00	Illegal Element:	0.00
	Costume & Prop violation:	0.00	Fall:	-1.00		
						<b>-1.00</b>

Rank	Name	NOC Code	Total Segment Score =	Total Element Score +	Program Score (factorized)	Total Component Score +	Total Deductions -
30	POSTIC Teodora	SLO	32.83	17.17		15.66	0.00

# Executed Elements	Base Value	GOE	The Judges Panel (in random order)												Scores of Panel	
1 2A	3.3	-0.40	0	-1	0	-1	-1	0	0	-1	-1	0	-1	0	-	2.90
2 2Lz+1T	2.3	-1.00	-3	-3	-3	-3	-3	-3	-3	-3	-3	-3	0	-3	-	1.30
3 FCSp1	2.0	-0.26	0	-1	-1	-1	0	0	-1	-1	-1	-1	0	-	1.74	
4 SpSt1	2.0	-0.50	0	-3	-1	-1	-3	0	-1	-1	-3	-1	-1	-	1.50	
5 3S	4.5	-0.43	-1	0	0	0	-2	0	-1	-1	-1	0	0	-1	-	4.07
6 LSp1	1.2	0.00	0	-1	0	0	0	-1	0	0	0	0	0	-	1.20	
7 CiSt1	2.0	-0.04	0	0	0	0	0	0	0	0	-1	0	-1	0	-	1.96
8 CCoSp1	2.5	0.00	-1	0	0	0	0	0	0	0	0	0	0	0	-	2.50
	<b>19.8</b>															<b>17.17</b>

Program Components	Factor														
Skating Skills	0.80	4.25	3.75	4.25	3.75	4.25	4.00	4.25	4.00	3.75	4.00	3.50	4.50	-	4.00
Transition / Linking Footwork	0.80	3.50	3.75	4.00	4.00	4.00	4.25	4.00	4.00	3.50	3.75	3.75	4.50	-	3.82
Performance / Execution	0.80	4.25	3.50	4.25	3.50	4.00	4.50	4.00	4.25	3.75	4.25	4.00	4.25	-	3.96
Choreography / Composition	0.80	4.00	3.75	4.00	3.75	4.00	4.25	4.25	4.00	3.50	4.00	4.00	4.25	-	3.93
Interpretation	0.80	4.00	3.75	4.00	3.75	4.00	4.00	4.00	4.25	3.50	4.00	3.50	4.25	-	3.86
<b>Judges Total Program Component Score (factorized)</b>															<b>15.66</b>

<b>Deductions:</b>	Time Violation:	0.00	Music Violation:	0.00	Illegal Element:	0.00
	Costume & Prop violation:	0.00	Fall:	0.00		
						<b>0.00</b>





JUDGES DETAILS PER SKATER

PALAVELA FRI 28 JAN 2005

Rank	Name	NOC Code	Total Segment Score =	Total Element Score +	Program Score (factorized)	Component Score +	Total Deductions -
31	MARCHEI Valentina	ITA	31.91	16.16	17.75		2.00

#	Executed Elements	Base Value	GOE	The Judges Panel (in random order)												Scores of Panel			
1	3Lz+COMBO	6.0	-3.00	-3	-3	-3	-3	-3	-3	-3	-3	-3	-3	-3	-3	-3	-3	-3	3.00
2	FCSp1	2.0	-0.04	0	0	0	-1	0	0	0	0	0	0	-1	0	0	0	1.96	
3	2A	3.3	-2.10	-3	-3	-3	-3	-3	-3	-3	-3	-3	-3	-3	-3	-3	-3	1.20	
4	1S	0.4	-0.30	-3	-3	-3	-3	-3	-3	-3	-3	-3	-3	0	0	-3	0	0.10	
5	LSp1	1.2	0.00	0	0	0	0	0	1	0	0	0	0	0	0	0	0	1.20	
6	SoSt2	3.1	0.00	0	0	0	1	0	1	-1	0	0	0	0	0	1	-	3.10	
7	CCoSp1	2.5	0.00	-1	0	0	0	0	1	0	0	0	0	0	0	0	0	2.50	
8	SIS2	3.1	0.00	0	0	0	0	0	0	0	0	0	0	0	0	0	0	3.10	
		<b>21.6</b>																<b>16.16</b>	

Program Components	Factor																	
Skating Skills	0.80	4.00	4.50	4.25	4.50	4.25	5.00	4.75	4.25	5.00	5.25	4.75	5.00	-	4.57			
Transition / Linking Footwork	0.80	3.50	4.25	4.00	4.00	4.00	5.25	4.25	3.75	4.75	5.00	4.50	4.75	-	4.25			
Performance / Execution	0.80	4.00	4.50	4.25	4.50	4.25	5.00	4.50	4.25	4.50	5.00	5.00	5.00	-	4.50			
Choreography / Composition	0.80	3.75	4.75	4.00	3.75	4.00	5.25	4.50	4.00	4.75	5.25	4.75	4.75	-	4.36			
Interpretation	0.80	3.50	4.50	4.50	4.25	4.00	5.25	4.50	4.25	4.75	5.00	5.00	4.75	-	4.50			
<b>Judges Total Program Component Score (factorized)</b>																		<b>17.75</b>


<b>Deductions:</b>	Time Violation:	0.00	Music Violation:	0.00	Illegal Element:	0.00
	Costume & Prop violation:	0.00	Fall:	-2.00		
						<b>-2.00</b>

Rank	Name	NOC Code	Total Segment Score =	Total Element Score +	Program Score (factorized)	Component Score +	Total Deductions -
32	MELNIK Evgenia	BLR	31.84	14.77	18.07		1.00

#	Executed Elements	Base Value	GOE	The Judges Panel (in random order)												Scores of Panel		
1	3F+COMBO	5.5	-3.00	-3	-3	-3	-3	-3	-3	-3	-3	-3	-3	-3	-3	-3	-3	2.50
2	3T	4.0	-3.00	-3	-3	-3	-3	-3	-2	-3	-3	-3	-3	-3	-3	-3	-3	1.00
3	FCSp1	2.0	0.00	0	0	0	0	0	0	0	0	0	-1	0	-1	-	2.00	
4	SoSt2	3.1	0.14	1	0	0	1	0	0	0	0	1	0	0	0	-	3.24	
5	1A	0.8	-0.50	-3	-3	-3	-3	-3	-3	-3	-3	-3	-3	-3	-3	-3	0.30	
6	CCoSp1	2.5	0.00	0	1	-1	0	0	1	0	0	0	0	0	-1	-	2.50	
7	CiSt1	2.0	0.07	0	0	0	1	0	0	1	0	0	0	0	0	0	2.07	
8	LSp1	1.2	-0.04	0	0	0	0	-1	-1	0	0	-1	0	0	0	-	1.16	
		<b>21.1</b>															<b>14.77</b>	

Program Components	Factor																	
Skating Skills	0.80	5.00	4.50	4.00	5.00	4.50	4.75	5.25	4.50	5.00	4.25	3.75	4.25	-	4.61			
Transition / Linking Footwork	0.80	4.25	4.25	4.00	5.00	4.25	4.50	5.00	4.25	4.75	3.50	3.50	4.00	-	4.29			
Performance / Execution	0.80	5.00	4.50	4.25	5.25	4.25	4.75	4.75	4.50	5.00	4.00	4.25	4.25	-	4.57			
Choreography / Composition	0.80	4.75	4.25	4.00	5.00	4.50	4.50	5.00	4.50	5.25	4.00	4.00	4.00	-	4.50			
Interpretation	0.80	4.50	4.50	4.25	5.00	4.50	4.75	5.25	4.50	5.00	4.00	4.50	4.00	-	4.61			
<b>Judges Total Program Component Score (factorized)</b>																		<b>18.07</b>

<b>Deductions:</b>	Time Violation:	0.00	Music Violation:	0.00	Illegal Element:	0.00
	Costume & Prop violation:	0.00	Fall:	-1.00		
						<b>-1.00</b>



JUDGES DETAILS PER SKATER

PALAVELA FRI 28 JAN 2005

Rank	Name	NOC Code	Total Segment Score =	Total Element Score +	Program Score (factorized)	Total Component Score +	Total Deductions -
33	CARQUILLAT Cindy	SUI	31.23	15.46		16.77	1.00

# Executed Elements	Base Value	GOE	The Judges Panel (in random order)											Scores of Panel		
1 LSp1	1.2	-0.09	-1	0	-1	0	0	-1	0	0	-1	0	0	0	-	1.11
2 2A	3.3	-0.10	0	0	0	0	0	0	0	-1	-1	-1	0	0	-	3.20
3 3S+COMBO	4.5	-2.29	-2	-2	-3	-2	-3	-2	-2	-1	-3	-2	-2	-	2.21	
4 FCSp1	2.0	-0.13	0	-1	0	-1	0	0	0	0	-1	0	-1	0	-	1.87
5 2F	1.7	-1.00	-3	-3	-3	-3	-3	-3	-3	-3	-3	-3	-3	-	0.70	
6 CiSt1	2.0	0.00	0	0	0	0	0	0	0	0	0	0	0	-	2.00	
7 CCoSp1	2.5	-0.09	-1	0	0	0	0	-1	-1	-1	-1	0	0	-	2.41	
8 SoSt1	2.0	-0.04	0	0	0	0	0	0	-1	0	1	0	-1	0	-	1.96
	<b>19.2</b>														<b>15.46</b>	

Program Components	Factor														
Skating Skills	0.80	4.50	4.00	4.75	4.25	4.50	4.25	4.00	4.00	4.50	4.25	4.00	5.00	-	4.29
Transition / Linking Footwork	0.80	3.75	3.75	5.00	4.25	4.25	4.50	3.50	3.75	4.25	3.75	4.00	4.75	-	4.00
Performance / Execution	0.80	4.25	3.75	5.00	4.50	4.25	4.50	3.75	4.00	4.50	4.25	4.00	4.75	-	4.21
Choreography / Composition	0.80	4.00	4.00	5.25	4.25	4.25	4.25	4.00	4.00	4.50	4.25	4.00	4.75	-	4.18
Interpretation	0.80	4.25	4.00	5.00	4.50	4.50	4.50	4.00	3.75	4.25	4.00	4.50	4.75	-	4.29
<b>Judges Total Program Component Score (factorized)</b>															<b>16.77</b>

Deductions:	Time Violation:	0.00	Music Violation:	0.00	Illegal Element:	0.00
	Costume & Prop violation:	0.00	Fall:	-1.00		
						<b>-1.00</b>

Rank	Name	NOC Code	Total Segment Score =	Total Element Score +	Program Score (factorized)	Total Component Score +	Total Deductions -
34	FUENTES Melissandre	AND	30.90	17.51		14.39	1.00

# Executed Elements	Base Value	GOE	The Judges Panel (in random order)											Scores of Panel		
1 3S+COMBO	4.5	-3.00	-3	-3	-3	-3	-3	-3	-3	-3	-3	-3	-3	-3	-	1.50
2 2A	3.3	0.00	0	0	0	0	0	0	0	0	0	0	0	0	-	3.30
3 LSp1	1.2	0.00	0	0	0	0	0	0	0	0	0	0	0	-	1.20	
4 3T	4.0	-1.43	-2	-2	-1	0	-1	-1	0	-2	-3	-2	-2	-	2.57	
5 SoSt2	3.1	-0.10	0	0	0	-1	0	0	-1	0	0	0	0	-	3.00	
6 FCSp1	2.0	-0.39	-2	-1	-1	-1	-1	-1	0	-1	-2	-1	-1	-	1.61	
7 SiSt1	2.0	-0.17	0	0	-1	-1	-1	-1	0	-1	0	-1	0	-	1.83	
8 CCoSp1	2.5	0.00	0	0	0	0	-1	0	0	0	0	0	0	-	2.50	
	<b>22.6</b>														<b>17.51</b>	

Program Components	Factor														
Skating Skills	0.80	4.00	4.00	3.50	3.50	3.50	4.00	4.25	3.75	3.75	3.50	3.25	4.25	-	3.68
Transition / Linking Footwork	0.80	3.25	3.75	3.50	3.25	3.50	4.00	4.00	3.50	3.25	3.25	3.00	4.25	-	3.39
Performance / Execution	0.80	4.25	3.75	3.75	3.25	3.50	4.00	4.25	3.75	3.50	3.50	3.75	4.00	-	3.71
Choreography / Composition	0.80	3.75	3.75	3.75	3.50	3.50	4.00	4.25	3.50	3.50	3.50	3.75	4.25	-	3.64
Interpretation	0.80	3.50	3.75	3.50	3.75	3.50	4.25	4.00	3.50	3.50	3.25	3.50	4.00	-	3.57
<b>Judges Total Program Component Score (factorized)</b>															<b>14.39</b>

Deductions:	Time Violation:	0.00	Music Violation:	0.00	Illegal Element:	0.00
	Costume & Prop violation:	0.00	Fall:	-1.00		
						<b>-1.00</b>







JUDGES DETAILS PER SKATER

PALAVELA FRI 28 JAN 2005

Rank	Name	NOC Code	Total Segment Score =	Total Element Score +	Program Score (factorized)	Total Component Score +	Total Deductions -
37	BATES Nina	BIH	19.31	9.00		13.31	3.00

#	Executed Elements	Base Value	GOE	The Judges Panel (in random order)												Scores of Panel	
1	1A	0.8	-0.50	-3	-3	-3	-3	-3	-3	-3	-3	-3	-3	-3	-3	-	0.30
2	FCSp1	2.0	-0.43	-2	-2	-1	-2	-1	-1	-1	-1	-3	-1	-1	-1	-	1.57
3	2S+COMBO	1.3	-1.00	-3	-3	-3	-3	-3	-3	-3	-3	-3	-3	-3	-3	-	0.30
4	LSp1	1.2	0.00	0	0	0	0	0	-1	0	0	0	0	0	-1	-	1.20
5	SpSt1	2.0	-0.17	0	-2	0	0	0	0	-2	-1	-1	0	-1	-1	-	1.83
6	2T	1.3	-1.00	-3	-3	-3	-3	-3	-3	-3	-3	-3	-3	-3	-3	-	0.30
7	CiSt1	2.0	-0.17	0	-1	0	-1	0	-1	-1	0	-1	-1	0	0	-	1.83
8	CCoSp1	2.5	-0.83	-2	-3	-2	-2	-3	-2	-2	-2	-3	-3	-3	-1	-	1.67
		<b>13.1</b>															<b>9.00</b>

Program Components

Program Components	Factor	The Judges Panel (in random order)												Scores of Panel		
Skating Skills	0.80	3.75	3.50	3.50	3.75	4.00	2.50	3.75	3.25	3.00	3.75	2.75	4.00	-	3.57	
Transition / Linking Footwork	0.80	3.00	3.25	3.25	3.50	3.75	2.75	3.25	3.00	2.75	3.25	2.00	3.50	-	3.18	
Performance / Execution	0.80	3.25	3.25	3.00	3.50	3.75	2.50	3.50	3.25	2.75	3.25	3.00	3.75	-	3.25	
Choreography / Composition	0.80	3.50	3.50	3.25	3.50	4.00	2.25	3.50	3.50	2.75	3.50	3.25	3.75	-	3.43	
Interpretation	0.80	3.00	3.25	3.25	3.25	3.75	2.25	3.50	3.25	2.50	3.25	3.00	3.75	-	3.21	
<b>Judges Total Program Component Score (factorized)</b>																<b>13.31</b>

Deductions:

Time Violation:	0.00	Music Violation:	0.00	Illegal Element:	0.00
Costume & Prop violation:	0.00	Fall:	-3.00		
					<b>-3.00</b>







JUDGES DETAILS PER SKATER

PALAVELA THU 27 JAN 2005

Rank	Name	NOC Code	Total Segment Score =	Total Element Score +	Program Score (factorized)	Total Component Score +	Total Deductions -
1	PLUSHENKO Evgeni	RUS	151.81	71.05		80.76	0.00

#	Executed Elements	Base Value	GOE	The Judges Panel (in random order)											Scores of Panel			
1	4T+3T+2LO	14.5	0.29	1	1	0	1	0	0	0	-1	0	0	0	0	0	-	14.79
2	3A+2T	8.8	0.43	1	1	0	0	1	1	0	0	1	0	0	1	-	9.23	
3	3A	7.5	0.71	2	1	0	0	0	1	0	1	1	0	1	-	8.21		
4	3Lz	6.0	0.57	1	1	0	0	1	1	-1	1	0	1	0	1	-	6.57	
5	3F+2T	6.8	-0.14	0	0	0	0	0	0	-1	0	0	-1	0	0	-	6.66	
6	3S	5.0 x	-0.29	0	0	0	0	0	0	-1	0	0	-1	0	-1	-	4.71	
7	FCoSp1	2.0	0.36	2	1	1	0	1	1	1	0	1	0	0	1	-	2.36	
8	CISt2	3.1	0.79	2	3	1	2	2	3	1	1	1	2	1	2	-	3.89	
9	2A	3.6 x	0.14	0	0	0	0	0	1	1	0	0	0	0	1	-	3.74	
10	2Lo	1.7 x	0.00	0	0	0	0	0	0	-1	0	0	0	0	0	-	1.70	
11	FCSp2	2.3	0.07	1	0	1	0	0	0	0	0	0	0	1	0	-	2.37	
12	SISt1	2.0	0.50	2	2	1	1	1	2	1	1	0	0	1	1	-	2.50	
13	FCSSp1	1.5	-0.04	1	0	0	0	0	0	-1	0	0	-1	0	0	-	1.46	
14	CCoSp1	2.5	0.36	1	2	1	0	1	1	0	0	2	0	0	1	-	2.86	
		<b>67.3</b>													<b>71.05</b>			

Program Components

Program Components	Factor	8.25	8.25	8.00	8.00	8.50	8.00	8.25	8.00	8.25	7.75	8.00	8.25	-	8.14
Skating Skills	2.00	8.25	8.25	8.00	8.00	8.50	8.00	8.25	8.00	8.25	7.75	8.00	8.25	-	8.14
Transition / Linking Footwork	2.00	8.00	8.25	7.75	7.75	8.25	8.00	8.00	7.75	7.75	7.00	7.75	8.25	-	7.89
Performance / Execution	2.00	8.25	8.50	8.00	8.00	8.50	8.50	8.25	8.25	8.00	8.00	8.00	8.25	-	8.14
Choreography / Composition	2.00	8.25	8.50	7.75	7.75	8.50	8.25	8.25	8.00	8.00	7.75	7.75	8.50	-	8.07
Interpretation	2.00	8.50	8.25	8.00	8.00	8.50	8.50	8.00	8.00	8.00	8.25	8.25	8.50	-	8.14
<b>Judges Total Program Component Score (factorized)</b>															<b>80.76</b>

<b>Deductions:</b>	Time Violation:	0.00	Music Violation:	0.00	Illegal Element:	0.00	<b>0.00</b>
	Costume & Prop violation:	0.00	Fall:	0.00			<b>0.00</b>

x Credit for highlight distribution, jump element multiplied by 1.1

Rank	Name	NOC Code	Total Segment Score =	Total Element Score +	Program Score (factorized)	Total Deductions -
2	JOUBERT Brian	FRA	147.45	69.71	77.74	0.00

#	Executed Elements	Base Value	GOE	The Judges Panel (in random order)											Scores of Panel		
1	4T+3T	13.0	0.86	1	1	0	1	1	1	0	1	1	1	0	1	-	13.86
2	3A	7.5	0.00	0	0	0	0	0	0	-1	0	0	0	0	-	7.50	
3	3F	5.5	0.43	1	0	0	0	1	1	0	1	0	1	0	1	-	5.93
4	USp2	1.6	0.00	0	0	0	0	0	0	-1	0	0	0	0	-	1.60	
5	3F+3T	9.5	-1.00	-1	-1	-1	-1	0	-1	-1	-1	0	-1	-1	-	8.50	
6	3Lo	5.0	0.14	0	0	0	0	0	0	0	0	1	0	1	-	5.14	
7	3S	5.0 x	0.57	0	0	0	0	0	0	1	1	1	0	1	-	5.57	
8	FSSp1	2.0	0.00	0	0	0	0	0	0	1	0	0	0	0	-	2.00	
9	CISt2	3.1	0.43	1	0	1	0	1	1	1	1	1	1	1	-	3.53	
10	2A	3.6 x	0.00	0	0	0	0	0	0	0	1	0	1	0	-	3.60	
11	3Lz	6.6 x	-2.00	-2	-2	-2	-2	-2	-2	-2	-1	-2	-1	-2	-	4.60	
12	CCoSp1	2.5	0.00	0	0	0	0	0	0	-1	0	1	0	0	-	2.50	
13	SISt2	3.1	0.21	1	0	1	1	0	2	1	0	0	0	1	0	-	3.31
14	CoSp1	2.0	0.07	0	1	0	0	0	1	0	0	1	0	0	-	2.07	
		<b>70.0</b>													<b>69.71</b>		

Program Components

Program Components	Factor	8.00	7.75	7.75	7.75	7.75	7.75	7.75	7.75	8.00	7.50	8.00	7.75	-	7.79
Skating Skills	2.00	8.00	7.75	7.75	7.75	7.75	7.75	7.75	7.75	8.00	7.50	8.00	7.75	-	7.79
Transition / Linking Footwork	2.00	7.75	7.75	7.50	7.50	7.25	7.75	7.50	7.75	7.50	6.75	7.75	7.75	-	7.61
Performance / Execution	2.00	8.00	8.00	7.50	7.75	7.50	8.00	7.75	8.00	8.00	7.25	7.75	8.00	-	7.86
Choreography / Composition	2.00	8.00	7.75	7.50	7.75	7.50	7.75	7.25	7.75	8.25	7.50	7.75	8.00	-	7.75
Interpretation	2.00	8.00	8.00	7.75	7.75	7.50	8.00	7.75	7.75	8.00	7.25	8.00	8.00	-	7.86
<b>Judges Total Program Component Score (factorized)</b>															<b>77.74</b>

<b>Deductions:</b>	Time Violation:	0.00	Music Violation:	0.00	Illegal Element:	0.00	<b>0.00</b>
	Costume & Prop violation:	0.00	Fall:	0.00			<b>0.00</b>

x Credit for highlight distribution, jump element multiplied by 1.1





JUDGES DETAILS PER SKATER

PALAVELA THU 27 JAN 2005

Rank	Name	NOC Code	Total Segment Score =	Total Element Score +	Program Score (factorized)	Total Component Score +	Total Deductions -
3	LINDEMANN Stefan	GER	132.79	65.51		68.28	1.00

#	Executed Elements	Base Value	GOE	The Judges Panel (in random order)												Scores of Panel	
1	4T+3T	13.0	0.71	1	1	0	0	1	1	0	1	1	1	0	1	-	13.71
2	3A	7.5	-0.14	0	0	0	0	0	0	-1	0	0	-1	0	0	-	7.36
3	CSSp1	1.5	0.07	1	1	0	0	0	1	-1	0	0	0	0	0	-	1.57
4	CISt2	3.1	0.11	1	-1	1	0	0	1	-1	0	0	1	0	1	-	3.21
5	3Lo	5.0	0.00	0	0	0	0	0	0	0	0	0	0	0	0	-	5.00
6	3F	5.5	0.71	1	1	0	0	1	1	0	1	1	1	0	1	-	6.21
7	CCoSp2	3.0	0.00	1	0	0	0	1	1	0	0	0	0	1	0	-	3.00
8	3Lz	6.6 x	-3.00	-3	-3	-3	-3	-3	-3	-3	-3	-3	-3	-3	-3	-	3.60
9	3A+COMBO	8.3 x	-2.29	-2	-2	-2	-3	-3	-2	-3	-2	-2	-3	-2	-2	-	6.01
10	FCSp1	2.0	0.00	0	1	0	0	0	0	-1	0	0	0	0	0	-	2.00
11	3S	5.0 x	0.00	0	0	0	0	0	0	0	0	0	0	0	0	-	5.00
12	SISt1	2.0	0.14	1	0	0	0	1	1	-1	0	0	1	0	1	-	2.14
13	3T	4.4 x	0.00	1	0	0	0	0	1	0	0	0	0	0	0	-	4.40
14	FSSp2	2.3	0.00	0	0	0	0	0	0	-1	0	0	0	0	0	-	2.30
		<b>69.2</b>														<b>65.51</b>	

Program Components

Program Components	Factor	7.00	7.25	6.75	6.75	7.50	7.25	6.50	7.25	7.00	7.00	7.00	7.75	-	7.00
Skating Skills	2.00	7.00	7.25	6.75	6.75	7.50	7.25	6.50	7.25	7.00	7.00	7.00	7.75	-	7.00
Transition / Linking Footwork	2.00	6.75	7.00	6.75	6.25	7.25	7.50	6.25	7.00	6.25	6.75	6.75	7.75	-	6.68
Performance / Execution	2.00	7.00	7.00	6.50	6.50	7.50	7.50	6.50	7.25	6.50	7.00	6.75	7.50	-	6.82
Choreography / Composition	2.00	6.75	7.00	6.75	6.50	7.25	7.50	6.00	7.00	6.75	7.00	6.75	7.50	-	6.82
Interpretation	2.00	7.00	7.25	6.75	6.50	7.50	7.50	6.25	7.00	6.50	6.75	6.75	7.50	-	6.82

Judges Total Program Component Score (factorized)

Deductions:	Time Violation:	0.00	Music Violation:	0.00	Illegal Element:	0.00
	Costume & Prop violation:	0.00	Fall:	-1.00		
						<b>-1.00</b>

x Credit for highlight distribution, jump element multiplied by 1.1

Rank	Name	NOC Code	Total Segment Score =	Total Element Score +	Program Score (factorized)	Total Component Score +	Total Deductions -
4	DAMBIER Frederic	FRA	128.79	66.43		62.36	0.00

#	Executed Elements	Base Value	GOE	The Judges Panel (in random order)												Scores of Panel	
1	4S	9.5	-0.14	-1	0	0	0	0	0	-1	0	0	0	0	0	-	9.36
2	3F+3T	9.5	-0.29	0	0	0	0	0	0	-1	0	-1	-1	0	0	-	9.21
3	3A+2T	8.8	0.00	0	-1	0	0	0	0	0	0	0	0	0	0	-	8.80
4	3A	7.5	0.00	0	0	0	0	0	0	-1	0	0	0	0	0	-	7.50
5	FSSp1	2.0	0.00	0	0	0	0	0	0	-1	0	0	0	0	0	-	2.00
6	CISt2	3.1	0.00	0	1	0	0	0	0	0	0	0	1	0	0	-	3.10
7	2Lo	1.7 x	-0.17	-1	-1	0	-1	0	-1	-1	-1	0	0	0	0	-	1.53
8	3Lz	6.6 x	0.00	0	0	0	0	0	0	-1	0	0	0	0	0	-	6.60
9	3S+2T	6.4 x	0.00	0	0	0	0	0	0	0	0	0	0	0	0	-	6.40
10	USp1	1.2	-0.13	0	-1	0	0	0	0	-1	-1	-1	0	0	0	-	1.07
11	FSSp1	2.0	0.00	0	0	0	0	0	0	0	0	0	0	0	0	-	2.00
12	SISt1	2.0	0.00	0	0	0	0	0	0	0	0	0	1	0	0	-	2.00
13	3T	4.4 x	0.00	0	0	0	0	0	0	-1	0	0	0	0	0	-	4.40
14	CCoSp1	2.5	-0.04	0	0	0	0	0	0	-1	0	0	-1	0	0	-	2.46
		<b>67.2</b>														<b>66.43</b>	

Program Components

Program Components	Factor	6.25	5.75	6.50	6.75	5.75	5.75	6.25	6.50	6.00	6.25	6.25	6.75	-	6.36
Skating Skills	2.00	6.25	5.75	6.50	6.75	5.75	5.75	6.25	6.50	6.00	6.25	6.25	6.75	-	6.36
Transition / Linking Footwork	2.00	6.00	5.75	6.50	6.00	5.50	5.75	6.50	6.25	5.50	6.00	6.50	6.75	-	6.14
Performance / Execution	2.00	6.25	5.50	6.25	6.25	5.75	6.00	6.25	6.50	5.75	6.25	6.50	6.50	-	6.21
Choreography / Composition	2.00	6.00	5.75	6.25	6.25	5.75	6.00	6.00	6.50	5.75	6.50	6.75	6.50	-	6.18
Interpretation	2.00	6.25	6.00	6.50	6.50	5.75	6.25	6.25	6.50	5.50	6.00	6.50	6.75	-	6.29

Judges Total Program Component Score (factorized)

Deductions:	Time Violation:	0.00	Music Violation:	0.00	Illegal Element:	0.00
	Costume & Prop violation:	0.00	Fall:	0.00		
						<b>0.00</b>

x Credit for highlight distribution, jump element multiplied by 1.1





JUDGES DETAILS PER SKATER

PALAVELA THU 27 JAN 2005

Rank	Name	NOC Code	Total Segment Score =	Total Element Score +	Program Score (factorized)	Total Component Score +	Total Deductions -
5	GRIAZEV Andrei	RUS	128.11	62.33		65.78	0.00

#	Executed Elements	Base Value	GOE	The Judges Panel (in random order)											Scores of Panel		
1	4T	9.0	0.14	0	1	0	0	0	1	-1	0	1	0	0	0	-	9.14
2	3A	7.5	-0.29	0	0	0	1	0	0	-1	0	0	-1	0	-1	-	7.21
3	2Lz	1.9	0.00	0	0	0	0	0	0	-1	0	0	0	0	0	-	1.90
4	3A+3T	11.5	-0.86	-1	-1	0	-1	0	-1	-1	-1	0	-1	0	-1	-	10.64
5	FCSp1	2.0	0.07	0	1	1	0	0	1	0	0	0	1	0	-	2.07	
6	1F	0.5	-0.06	0	-1	0	-1	0	0	-2	0	0	-1	0	-1	-	0.44
7	USp1	1.2	0.07	0	0	1	0	0	1	0	0	1	0	0	0	-	1.27
8	CiSt2	3.1	0.21	1	1	1	0	1	1	0	0	0	1	1	0	-	3.31
9	3S+3T	9.4 x	0.43	0	1	0	0	0	1	-1	0	1	1	0	1	-	9.83
10	2A	3.6 x	0.00	0	0	0	0	0	1	0	0	0	0	0	0	-	3.60
11	3Lo	5.5 x	0.00	0	0	0	0	0	0	-1	0	0	0	0	0	-	5.50
12	CSSp1	1.5	0.00	0	0	0	0	0	0	-1	0	0	0	1	0	-	1.50
13	SiSt2	3.1	0.36	1	2	1	0	1	1	0	1	0	1	1	1	-	3.46
14	CCoSp1	2.5	-0.04	0	0	1	0	0	0	-1	0	0	0	1	-1	-	2.46
		<b>62.3</b>															<b>62.33</b>

Program Components

Program Components	Factor	The Judges Panel (in random order)											Scores of Panel			
Skating Skills	2.00	6.75	7.25	6.75	7.00	6.75	6.75	6.75	6.50	6.25	6.50	7.00	7.00	-	6.75	
Transition / Linking Footwork	2.00	6.50	7.25	6.50	6.50	6.75	6.75	6.25	6.50	5.75	6.00	6.50	7.00	-	6.46	
Performance / Execution	2.00	6.75	7.00	6.50	6.50	6.75	7.00	6.00	6.50	6.00	6.50	6.75	6.75	-	6.54	
Choreography / Composition	2.00	6.50	7.50	6.50	6.75	6.75	7.00	6.25	6.50	6.25	6.00	6.75	6.75	-	6.50	
Interpretation	2.00	6.75	7.25	6.75	6.75	6.75	7.00	6.75	6.50	6.00	6.00	6.75	7.00	-	6.64	
<b>Judges Total Program Component Score (factorized)</b>																<b>65.78</b>

<b>Deductions:</b>	Time Violation:	0.00	Music Violation:	0.00	Illegal Element:	0.00	<b>0.00</b>
	Costume & Prop violation:	0.00	Fall:	0.00			<b>0.00</b>

x Credit for highlight distribution, jump element multiplied by 1.1

Rank	Name	NOC Code	Total Segment Score =	Total Element Score +	Program Score (factorized)	Total Component Score +	Total Deductions -
6	VAN DER PERREN Kevin	BEL	128.01	62.79		65.22	0.00

#	Executed Elements	Base Value	GOE	The Judges Panel (in random order)											Scores of Panel		
1	3A	7.5	0.00	0	0	0	0	0	1	0	0	1	0	0	0	-	7.50
2	3A+COMBO	7.5	-2.14	-2	-2	-2	-3	-3	-2	-3	-2	-2	-2	-2	-	5.36	
3	FSSp2	2.3	0.14	0	1	0	0	0	1	-1	0	1	1	0	0	-	2.44
4	2A	3.3	0.00	0	0	0	0	0	1	0	0	0	1	1	0	-	3.30
5	LSp1	1.2	-0.04	0	-1	0	0	0	0	-1	0	0	0	0	0	-	1.16
6	3S+3T+3LO	14.9 x	0.43	1	1	0	0	0	1	0	1	0	0	1	1	-	15.33
7	2A	3.6 x	0.00	0	0	0	0	0	0	0	0	0	1	1	0	-	3.60
8	CiSt2	3.1	-0.10	0	-1	0	0	0	0	-1	0	0	0	0	0	-	3.00
9	3F	6.1 x	-2.00	-2	-2	-2	-3	-2	-2	-2	-2	-2	-2	-1	-2	-	4.10
10	3Lz	6.6 x	-1.00	-1	-1	0	-1	-1	-1	-2	-1	-1	-1	-1	-1	-	5.60
11	CCoSp1	2.5	0.00	0	0	0	0	0	0	-1	0	1	0	0	0	-	2.50
12	SiSt1	2.0	0.00	0	0	0	0	0	0	0	0	0	0	1	0	-	2.00
13	3T	4.4 x	0.00	0	0	0	0	0	0	0	0	0	0	0	0	-	4.40
14	CCoSp1	2.5	0.00	0	0	0	0	0	0	-1	0	1	0	0	0	-	2.50
		<b>67.5</b>															<b>62.79</b>

Program Components

Program Components	Factor	The Judges Panel (in random order)											Scores of Panel			
Skating Skills	2.00	6.25	6.25	6.50	6.75	6.50	7.00	7.00	6.25	7.00	6.75	6.50	6.75	-	6.61	
Transition / Linking Footwork	2.00	6.00	6.00	6.25	6.25	6.25	7.00	6.75	6.25	6.75	6.50	6.50	6.75	-	6.39	
Performance / Execution	2.00	6.25	6.25	6.25	6.50	6.25	7.00	6.50	6.50	7.00	6.75	6.50	7.00	-	6.54	
Choreography / Composition	2.00	6.25	6.25	6.25	6.50	6.25	6.75	6.75	6.50	7.00	6.75	6.75	7.00	-	6.57	
Interpretation	2.00	6.25	6.00	6.25	6.75	6.25	7.00	6.50	6.50	6.75	6.50	6.50	7.00	-	6.50	
<b>Judges Total Program Component Score (factorized)</b>																<b>65.22</b>

<b>Deductions:</b>	Time Violation:	0.00	Music Violation:	0.00	Illegal Element:	0.00	<b>0.00</b>
	Costume & Prop violation:	0.00	Fall:	0.00			<b>0.00</b>

x Credit for highlight distribution, jump element multiplied by 1.1





JUDGES DETAILS PER SKATER

PALAVELA THU 27 JAN 2005

Rank	Name	NOC Code	Total Segment Score =	Total Element Score +	Program Score (factorized)	Total Component Score +	Total Deductions -
7	LAMBIEL Stephane	SUI	126.50	53.14		73.36	0.00

# Executed Elements	Base Value	GOE	The Judges Panel (in random order)												Scores of Panel			
1	2A	3.3	-0.10	-1	-1	0	0	0	0	-1	0	0	0	0	0	1	-	3.20
2	4T	9.0	-0.14	0	0	0	0	0	0	-1	0	0	-1	0	0	0	-	8.86
3	3Lo	5.0	0.29	0	0	1	0	0	0	0	0	1	1	1	0	-	5.29	
4	3F+3T	9.5	0.86	1	1	0	0	1	1	1	1	1	1	0	1	-	10.36	
5	FCoSp1	2.0	0.50	1	1	1	1	1	2	0	1	2	1	1	1	-	2.50	
6	CSSp1	1.5	0.64	2	1	1	1	1	2	1	1	2	2	1	1	-	2.14	
7	2T	1.4 x	-0.13	0	-1	0	-1	0	0	-1	0	0	0	0	-1	-	1.27	
8	1Lz	0.7 x	-0.04	0	-1	0	-1	0	0	-2	0	0	0	0	-1	-	0.66	
9	FCSp1	2.0	0.21	0	0	1	1	0	1	0	1	0	0	1	1	-	2.21	
10	SIS2	3.1	0.14	0	0	1	0	0	1	0	0	1	1	1	0	-	3.24	
11	2Lz	2.1 x	0.00	0	0	0	0	0	0	0	0	0	0	0	0	-	2.10	
12	3S	5.0 x	-0.29	0	-1	0	0	0	0	-1	0	0	-1	-1	0	-	4.71	
13	CSIS2	3.1	0.14	1	0	0	0	0	0	0	0	1	1	0	0	-	3.24	
14	CCoSp1	2.5	0.86	2	2	2	2	2	2	2	1	3	1	2	1	-	3.36	
			<b>50.2</b>													<b>53.14</b>		

Program Components

Program Components	Factor															
Skating Skills	2.00	7.00	7.50	7.50	7.75	7.75	7.50	7.50	7.00	7.25	7.75	7.25	7.75	7.75	-	7.43
Transition / Linking Footwork	2.00	6.75	7.75	7.25	7.50	7.50	7.25	7.25	7.00	7.25	7.00	7.50	8.00	-	7.29	
Performance / Execution	2.00	6.75	7.50	7.25	7.50	7.75	7.50	6.50	7.50	7.25	7.00	7.50	7.50	-	7.25	
Choreography / Composition	2.00	7.00	7.50	7.25	7.50	7.75	7.50	7.00	7.25	7.50	7.25	7.50	7.50	-	7.32	
Interpretation	2.00	7.00	7.75	7.25	7.50	7.75	7.75	7.25	7.25	7.75	7.25	7.50	7.50	-	7.39	
<b>Judges Total Program Component Score (factorized)</b>														<b>73.36</b>		

<b>Deductions:</b>	Time Violation:	0.00	Music Violation:	0.00	Illegal Element:	0.00	
	Costume & Prop violation:	0.00	Fall:	0.00			<b>0.00</b>

x Credit for highlight distribution, jump element multiplied by 1.1

Rank	Name	NOC Code	Total Segment Score =	Total Element Score +	Program Score (factorized)	Total Component Score +	Total Deductions -
8	CHIPER Gheorghe	ROM	119.66	57.80		61.86	0.00

# Executed Elements	Base Value	GOE	The Judges Panel (in random order)												Scores of Panel		
1	3T	4.0	0.29	0	1	0	0	1	1	0	0	1	1	0	0	-	4.29
2	3A+3T	11.5	-0.43	-1	-1	0	-1	0	0	-1	0	0	0	0	0	-	11.07
3	3LZ+2T	7.3	-0.14	0	0	0	0	0	0	-1	0	0	-1	0	0	-	7.16
4	SSp2	1.6	0.00	0	0	0	0	0	0	0	0	0	0	0	0	-	1.60
5	3A	7.5	-1.00	-1	-1	-1	-1	-1	-1	-1	-1	-1	-1	-2	-	6.50	
6	CSIS1	2.0	0.00	0	0	0	0	0	0	0	0	0	0	0	0	-	2.00
7	3S+2T	6.4 x	0.00	0	0	0	0	0	1	0	0	0	1	0	0	-	6.40
8	CCoSp1	2.5	-0.09	0	-1	0	0	0	0	-1	0	0	-1	0	0	-	2.41
9	3Lo	5.5 x	-1.14	-2	-1	-1	-2	0	-2	-1	-2	0	1	-1	-1	-	4.36
10	2F	1.9 x	0.00	0	0	0	0	0	0	-1	0	0	0	0	0	-	1.90
11	CoSp1	2.0	-0.04	0	-1	0	0	0	0	-1	0	0	0	0	0	-	1.96
12	2A	3.6 x	0.00	0	0	0	0	0	0	0	0	0	0	0	0	-	3.60
13	SIS1	2.0	0.29	0	1	1	0	0	1	0	1	1	1	1	0	-	2.29
14	FSSp2	2.3	-0.04	0	-1	0	0	0	0	-2	0	0	0	0	0	-	2.26
			<b>60.1</b>													<b>57.80</b>	

Program Components

Program Components	Factor														
Skating Skills	2.00	6.00	6.00	6.25	6.00	6.00	6.25	6.75	6.25	7.00	6.50	6.00	5.75	-	6.25
Transition / Linking Footwork	2.00	5.75	6.00	6.00	5.50	5.75	6.25	6.75	6.00	6.75	6.75	5.50	5.75	-	6.14
Performance / Execution	2.00	6.00	5.75	6.00	5.75	6.00	6.50	6.50	6.25	6.75	6.50	5.50	5.50	-	6.11
Choreography / Composition	2.00	6.00	6.25	6.25	5.75	6.00	6.25	6.50	6.00	7.00	6.50	5.75	5.50	-	6.18
Interpretation	2.00	6.25	6.00	6.25	6.00	6.25	6.50	7.00	6.00	7.00	6.25	5.75	5.75	-	6.25
<b>Judges Total Program Component Score (factorized)</b>														<b>61.86</b>	

<b>Deductions:</b>	Time Violation:	0.00	Music Violation:	0.00	Illegal Element:	0.00	
	Costume & Prop violation:	0.00	Fall:	0.00			<b>0.00</b>

x Credit for highlight distribution, jump element multiplied by 1.1





JUDGES DETAILS PER SKATER

PALAVELA THU 27 JAN 2005

Rank	Name	NOC Code	Total Segment Score =	Total Element Score +	Program Score (factorized)	Total Component Score +	Total Deductions -
9	CONTESTI Samuel	FRA	111.53	54.45		57.08	0.00

#	Executed Elements	Base Value	GOE	The Judges Panel (in random order)											Scores of Panel		
1	3A	7.5	-2.00	-2	-2	-2	-2	-2	-2	-2	-2	-2	-2	-2	-2	-	5.50
2	3Lz	6.0	-0.29	0	0	0	0	0	0	-1	-1	0	0	0	-1	-	5.71
3	FSSp1	2.0	0.00	0	0	0	0	0	1	0	0	1	0	0	0	-	2.00
4	3F	5.5	0.00	0	0	0	0	0	0	-1	0	0	0	0	0	-	5.50
5	CCoSp1	2.5	0.00	0	0	1	0	0	0	0	0	0	0	0	0	-	2.50
6	CISt2	3.1	0.00	0	0	0	0	0	0	-1	0	0	1	0	0	-	3.10
7	3A+3T	12.7 x	-0.43	-1	0	0	0	0	0	-1	0	-1	-1	0	0	-	12.27
8	3Lo	5.5 x	-1.14	-1	-1	-1	-1	-1	-1	-2	-1	-1	-2	-1	-1	-	4.36
9	SISt2	3.1	0.14	0	0	1	0	1	0	0	0	1	0	1	-	3.24	
10	3T+2S+SEQ	4.6 x	-1.43	-1	-2	-2	-1	-2	-2	-2	-1	-1	-2	-1	-1	-	3.17
11	CSSp1	1.5	0.00	0	0	0	0	0	0	0	0	0	0	0	0	-	1.50
12	2S	1.4 x	-0.60	-2	-2	-2	-1	-1	-2	-2	-2	-2	-2	-1	-2	-	0.80
13	2A	3.6 x	0.00	0	0	0	0	0	0	0	0	0	0	0	0	-	3.60
14	SSp1	1.2	0.00	0	0	0	0	0	0	-1	0	0	0	0	0	-	1.20
		<b>60.2</b>															<b>54.45</b>

Program Components

Program Components	Factor	6.00	5.25	5.75	5.75	5.75	6.00	5.75	5.75	5.75	5.75	5.50	6.25	-	5.79
Skating Skills	2.00	6.00	5.25	5.75	5.75	5.75	6.00	5.75	5.75	5.75	5.50	6.25	6.25	-	5.79
Transition / Linking Footwork	2.00	5.75	5.00	5.50	5.50	5.50	6.00	5.50	5.75	5.00	6.25	5.25	6.25	-	5.57
Performance / Execution	2.00	6.00	5.50	5.75	5.75	5.75	6.00	5.75	5.75	5.25	5.75	5.25	6.00	-	5.75
Choreography / Composition	2.00	6.00	5.50	5.75	5.50	5.75	6.00	5.25	5.50	5.00	6.00	5.50	6.00	-	5.64
Interpretation	2.00	6.00	5.25	5.75	6.00	5.75	6.00	5.75	5.75	5.25	6.00	5.50	6.25	-	5.79

Judges Total Program Component Score (factorized)

Deductions:	Time Violation:	0.00	Music Violation:	0.00	Illegal Element:	0.00	
	Costume & Prop violation:	0.00	Fall:	0.00			<b>0.00</b>

x Credit for highlight distribution, jump element multiplied by 1.1

Rank	Name	NOC Code	Total Segment Score =	Total Element Score +	Program Score (factorized)	Total Component Score +	Total Deductions -
10	SEROV Roman	ISR	110.39	54.67		55.72	0.00

#	Executed Elements	Base Value	GOE	The Judges Panel (in random order)											Scores of Panel		
1	3Lz	6.0	0.00	0	0	0	0	0	1	-1	0	1	0	0	0	-	6.00
2	3A+3T	11.5	0.71	0	1	0	1	1	1	0	1	1	1	1	1	-	12.21
3	3A	7.5	0.29	1	1	0	0	0	1	0	0	0	1	1	0	-	7.79
4	FCSp1	2.0	0.00	0	0	1	0	0	0	0	0	0	0	0	0	-	2.00
5	3F	5.5	0.00	0	0	1	0	0	0	-1	0	0	0	0	0	-	5.50
6	CCoSp1	2.5	0.00	0	0	0	0	0	0	0	0	1	0	0	-1	-	2.50
7	CISt2	3.1	0.14	0	0	0	0	1	0	1	0	1	1	1	0	-	3.24
8	USp1	1.2	-0.04	0	-1	0	0	-1	-2	-1	0	0	0	0	0	-	1.16
9	2LZ+3LO+SEQ	6.1 x	-1.43	-1	-1	-1	-2	-1	-2	-2	-1	-1	-2	-1	-2	-	4.67
10	3S	5.0 x	0.00	0	0	1	0	0	0	-1	0	0	0	0	0	-	5.00
11	CSSp1	1.5	0.00	0	1	0	0	0	0	0	0	0	0	0	0	-	1.50
12	SISt2	3.1	0.00	0	0	0	0	0	0	0	0	0	-1	0	0	-	3.10
13	FCoSp1*	0.0	0.00	0	0	0	0	0	0	-1	0	0	0	0	0	-	0.00
		<b>55.0</b>															<b>54.67</b>

Program Components

Program Components	Factor	6.00	5.50	5.25	6.00	5.75	5.75	6.00	5.25	5.50	5.50	5.50	5.50	-	5.61
Skating Skills	2.00	6.00	5.50	5.25	6.00	5.75	5.75	6.00	5.25	5.50	5.50	5.50	5.50	-	5.61
Transition / Linking Footwork	2.00	5.75	5.25	5.00	5.50	5.50	5.75	6.25	5.00	5.25	5.75	5.50	5.50	-	5.43
Performance / Execution	2.00	6.00	5.75	5.00	5.75	5.75	6.00	6.25	5.50	5.50	5.75	5.75	5.25	-	5.64
Choreography / Composition	2.00	6.00	5.50	5.25	5.50	5.50	6.00	5.75	5.25	5.75	6.00	5.75	5.25	-	5.57
Interpretation	2.00	6.00	5.75	5.25	6.00	5.75	6.00	6.25	5.25	5.50	5.50	5.75	5.25	-	5.61

Judges Total Program Component Score (factorized)

Deductions:	Time Violation:	0.00	Music Violation:	0.00	Illegal Element:	0.00	
	Costume & Prop violation:	0.00	Fall:	0.00			<b>0.00</b>

x Credit for highlight distribution, jump element multiplied by 1.1





JUDGES DETAILS PER SKATER

PALAVELA THU 27 JAN 2005

Rank	Name	NOC Code	Total Segment Score =	Total Element Score +	Program Score (factorized)	Total Component Score +	Total Deductions -
11	OTHMAN Jamal	SUI	108.68	55.02		54.66	1.00

#	Executed Elements	Base Value	GOE	The Judges Panel (in random order)											Scores of Panel		
1	SeSt1	2.0	0.29	1	0	0	0	0	1	0	1	1	1	0	1	-	2.29
2	3LZ+2T+2T	8.6	-0.71	-1	-1	1	0	-1	-1	-1	-1	0	-1	0	-1	-	7.89
3	2A+2A+SEQ	5.3	0.00	0	0	0	0	0	0	0	0	0	1	0	-	5.30	
4	3F	5.5	-0.57	0	-1	0	0	-1	-1	-1	-1	0	-1	0	-1	-	4.93
5	CoSp1	2.0	0.50	1	1	1	1	1	1	0	1	1	2	1	-	2.50	
6	3Lo	5.0	0.00	0	0	0	-1	0	0	0	0	0	1	1	0	-	5.00
7	LSp1	1.2	0.14	0	0	1	0	0	0	0	0	1	1	0	0	-	1.34
8	3S+3T+SEQ	7.5 x	-1.14	-1	-1	-1	-1	-1	-2	-2	-1	0	-2	-1	-1	-	6.36
9	3Lz	6.6 x	-3.00	-3	-3	-3	-3	-3	-3	-3	-3	-3	-3	-3	-	3.60	
10	CCoSp1	2.5	0.21	1	1	1	0	0	0	1	0	0	0	1	0	-	2.71
11	3S	5.0 x	0.00	0	0	1	0	0	0	-1	0	0	0	0	0	-	5.00
12	SiSt1	2.0	0.00	0	0	0	0	0	0	-1	0	0	0	0	0	-	2.00
13	2A	3.6 x	0.00	0	0	0	0	-1	0	-1	0	0	0	0	0	-	3.60
14	FCCoSp1	2.5	0.00	0	0	0	0	0	0	-1	0	0	0	0	0	-	2.50
		<b>59.3</b>															<b>55.02</b>

Program Components

Program Components	Factor														
Skating Skills	2.00	5.25	5.00	5.50	5.50	5.50	5.00	6.00	5.00	5.75	6.00	5.25	5.75	-	5.54
Transition / Linking Footwork	2.00	5.25	5.25	5.25	5.25	5.50	5.00	6.25	4.75	5.00	6.75	5.25	5.75	-	5.43
Performance / Execution	2.00	5.25	5.25	5.50	5.25	5.75	5.00	5.75	5.25	5.50	6.25	5.50	5.25	-	5.39
Choreography / Composition	2.00	5.50	5.50	5.25	5.00	5.75	5.00	5.50	5.00	5.75	6.75	5.50	5.50	-	5.43
Interpretation	2.00	5.75	5.50	5.25	5.50	5.75	5.25	5.75	5.25	5.75	6.50	5.50	5.25	-	5.54

Judges Total Program Component Score (factorized)

Deductions:	Time Violation:	0.00	Music Violation:	0.00	Illegal Element:	0.00	
	Costume & Prop violation:	0.00	Fall:	-1.00			-1.00

x Credit for highlight distribution, jump element multiplied by 1.1

Rank	Name	NOC Code	Total Segment Score =	Total Element Score +	Program Score (factorized)	Total Component Score +	Total Deductions -
12	BERNTSSON Kristoffer	SWE	108.30	54.46		54.84	1.00

#	Executed Elements	Base Value	GOE	The Judges Panel (in random order)											Scores of Panel		
1	3A	7.5	-0.86	-1	-1	0	-1	0	-1	-1	-1	0	-1	0	-1	-	6.64
2	3T	4.0	-2.57	-3	-3	-2	-3	-3	-3	-2	-2	-2	-2	-3	-	1.43	
3	FCSp1	2.0	0.00	0	0	0	0	0	0	-1	0	0	0	0	-	2.00	
4	2Lz+3T	5.9	-0.14	0	0	0	0	0	0	-2	0	0	-1	0	0	-	5.76
5	CoSt2	3.1	0.00	0	0	0	0	0	0	0	0	0	0	0	-	3.10	
6	3A+2T	9.7 x	0.00	0	0	0	0	0	0	0	0	0	0	1	-	9.70	
7	3Lo	5.5 x	0.00	0	0	0	0	0	0	-1	0	0	0	0	0	-	5.50
8	CUSp1	1.5	-0.09	0	-1	0	0	0	0	-1	0	0	-1	0	0	-	1.41
9	3F	6.1 x	-3.00	-3	-3	-3	-3	-3	-3	-3	-3	-3	-3	-3	-	3.10	
10	SiSt1	2.0	0.00	0	0	0	0	0	0	0	0	0	0	0	0	-	2.00
11	3S+2T+SEQ	5.1 x	0.00	0	0	0	0	0	0	-1	0	0	0	0	0	-	5.10
12	FSSp1	2.0	0.00	0	0	0	0	0	0	0	0	0	0	0	0	-	2.00
13	3T	4.4 x	-0.14	0	0	0	0	0	0	-1	0	0	0	0	-1	-	4.26
14	CCoSp1	2.5	-0.04	0	0	0	0	0	0	-1	0	1	-1	0	0	-	2.46
		<b>61.3</b>															<b>54.46</b>

Program Components

Program Components	Factor														
Skating Skills	2.00	5.75	5.50	5.50	5.75	5.50	5.50	6.00	5.75	5.50	5.50	5.50	5.75	-	5.64
Transition / Linking Footwork	2.00	5.50	5.50	5.25	5.50	5.25	5.25	6.25	5.50	4.75	4.25	5.50	5.75	-	5.39
Performance / Execution	2.00	5.75	5.50	5.25	5.75	5.25	5.25	6.00	5.50	5.25	4.75	5.75	5.50	-	5.50
Choreography / Composition	2.00	5.50	5.25	5.25	5.75	5.25	5.50	6.25	5.50	5.25	5.25	5.75	5.50	-	5.43
Interpretation	2.00	5.75	5.50	5.25	5.75	5.25	5.25	6.25	5.50	5.00	4.75	5.75	5.50	-	5.46

Judges Total Program Component Score (factorized)

Deductions:	Time Violation:	0.00	Music Violation:	0.00	Illegal Element:	0.00	
	Costume & Prop violation:	0.00	Fall:	-1.00			-1.00

x Credit for highlight distribution, jump element multiplied by 1.1





JUDGES DETAILS PER SKATER

PALAVELA THU 27 JAN 2005

Rank	Name	NOC Code	Total Segment Score =	Total Element Score +	Program Score (factorized)	Total Component Score +	Total Deductions -
13	LEZIN Andrei	RUS	106.71	54.37		52.34	0.00

#	Executed Elements	Base Value	GOE	The Judges Panel (in random order)											Scores of Panel		
1	4T	9.0	0.14	0	1	0	0	0	1	-1	0	0	1	1	0	-	9.14
2	3A+3T	11.5	0.14	0	0	0	0	0	0	-1	1	0	0	0	1	-	11.64
3	FCSp1	2.0	0.00	0	0	0	0	-1	0	-1	0	0	0	0	0	-	2.00
4	3F+3T	9.5	0.00	0	0	0	0	0	0	-1	0	0	0	0	0	-	9.50
5	1A	0.8	-0.09	0	-1	0	0	0	0	-2	0	0	-1	0	-1	-	0.71
6	CCoSp1	2.5	-0.04	0	0	0	0	0	0	-1	0	0	-1	0	0	-	2.46
7	SiSt1	2.0	0.00	0	0	0	0	0	0	0	0	0	0	0	0	-	2.00
8	2Lo	1.7	x	-0.04	0	0	0	0	0	-1	0	0	-1	0	0	-	1.66
9	3LZ+2T+SEQ	6.4	x	-2.14	-2	-2	-2	-3	-2	-3	-2	-2	-2	-2	-2	-	4.26
10	CoSp1	2.0	-0.04	0	0	0	0	0	0	-1	0	0	-1	0	0	-	1.96
11	3S	5.0	x	-1.86	-2	-1	-2	-2	-2	-2	-1	-2	-2	-2	-2	-	3.14
12	2F	1.9	x	0.00	0	0	0	0	0	-1	0	0	0	0	0	-	1.90
13	CoSt1	2.0	0.00	0	0	0	0	0	0	-1	0	0	0	0	0	-	2.00
14	FSSp1	2.0	0.00	0	0	0	0	0	0	-1	0	0	0	0	0	-	2.00
		<b>58.3</b>															<b>54.37</b>

Program Components

Program Components	Factor															
Skating Skills	2.00	5.75	5.50	5.25	6.00	5.00	5.00	5.25	5.25	5.50	5.75	5.25	5.25	-	5.46	
Transition / Linking Footwork	2.00	5.50	5.00	5.00	5.50	4.75	5.25	5.25	5.00	4.75	4.75	5.25	4.75	-	5.04	
Performance / Execution	2.00	5.50	5.00	5.25	5.50	5.00	5.00	5.00	5.00	5.00	5.25	5.25	5.00	-	5.14	
Choreography / Composition	2.00	5.75	5.25	5.25	5.75	5.00	5.00	5.25	5.25	5.00	5.50	5.50	5.00	-	5.32	
Interpretation	2.00	5.75	5.00	5.00	5.75	5.00	5.00	5.25	5.25	4.75	5.00	5.50	5.25	-	5.21	
<b>Judges Total Program Component Score (factorized)</b>																<b>52.34</b>

Deductions:

Time Violation:	0.00	Music Violation:	0.00	Illegal Element:	0.00
Costume & Prop violation:	0.00	Fall:	0.00		
					<b>0.00</b>

x Credit for highlight distribution, jump element multiplied by 1.1

Rank	Name	NOC Code	Total Segment Score =	Total Element Score +	Program Score (factorized)	Total Component Score +	Total Deductions -
14	DAVYDOV Sergei	BLR	103.78	50.56		54.22	1.00

#	Executed Elements	Base Value	GOE	The Judges Panel (in random order)											Scores of Panel		
1	3A+3T	11.5	0.00	0	0	0	0	0	0	-1	0	0	0	0	1	-	11.50
2	3A	7.5	-3.00	-3	-3	-3	-3	-3	-3	-3	-3	-3	-3	-3	-	4.50	
3	FCSp1	2.0	0.00	0	0	0	0	0	1	0	0	0	0	0	0	-	2.00
4	3Lz	6.0	-2.00	-2	-2	-2	-2	-2	-2	-2	-2	-2	-2	-2	-2	-	4.00
5	SiSt1	2.0	0.00	0	0	0	0	0	0	0	0	-1	1	0	0	-	2.00
6	3F	6.1	x	-2.00	-2	-2	-2	-2	-2	-2	-2	-2	-2	-2	-2	-	4.10
7	3S	5.0	x	0.00	0	0	0	0	0	-1	0	0	0	0	0	-	5.00
8	CCoSp1	2.5	0.07	0	1	0	0	0	0	0	1	-1	0	0	-	2.57	
9	3LO+2T+SEQ	5.5	x	-1.57	0	-1	-2	-2	-1	-1	-2	-1	-2	-1	-2	-	3.93
11	SeSt1	2.0	0.00	0	0	0	0	0	0	0	0	0	0	0	-1	-	2.00
12	3T+2T	5.8	x	0.00	0	0	0	0	0	-1	0	0	0	0	0	-	5.80
13	2A*+2T*	0.0	0.00	0	0	0	0	0	-1	-1	-1	0	-1	0	0	-	0.00
14	FSSp1	2.0	-0.04	0	-1	0	0	0	-1	-1	0	0	0	0	0	-	1.96
15	USp1	1.2	0.00	0	-1	0	0	0	0	0	0	0	0	0	0	-	1.20
		<b>59.1</b>															<b>50.56</b>

Program Components

Program Components	Factor															
Skating Skills	2.00	6.00	6.00	5.50	6.00	5.25	6.00	5.50	5.50	5.25	5.75	5.75	6.00	-	5.75	
Transition / Linking Footwork	2.00	5.75	5.25	5.25	5.50	5.00	5.75	5.00	5.25	4.50	4.50	5.75	5.75	-	5.21	
Performance / Execution	2.00	6.00	5.75	5.25	5.75	5.25	5.75	5.25	5.00	5.00	5.00	5.75	5.50	-	5.36	
Choreography / Composition	2.00	5.75	5.50	5.25	5.75	5.25	5.75	5.00	5.00	5.25	5.00	6.00	5.75	-	5.36	
Interpretation	2.00	6.00	5.75	5.25	6.00	5.25	5.75	5.25	5.00	5.00	4.75	5.75	5.75	-	5.43	
<b>Judges Total Program Component Score (factorized)</b>																<b>54.22</b>

Deductions:

Time Violation:	0.00	Music Violation:	0.00	Illegal Element:	0.00
Costume & Prop violation:	0.00	Fall:	-1.00		
					<b>-1.00</b>

x Credit for highlight distribution, jump element multiplied by 1.1





JUDGES DETAILS PER SKATER

PALAVELA THU 27 JAN 2005

Rank	Name	NOC Code	Total Segment Score =	Total Element Score +	Program Score (factorized)	Total Component Score +	Total Deductions -
15	MURVANIDZE Vakhtang	GEO	102.49	51.99		50.50	0.00

#	Executed Elements	Base Value	GOE	The Judges Panel (in random order)												Scores of Panel	
1	3A	7.5	-2.14	-2	-2	-2	-3	-2	-2	-2	-2	-2	-3	-2	-2	-	5.36
2	3Lz	6.0	-0.71	-1	-1	0	0	0	-1	-1	-1	0	-1	0	-1	-	5.29
3	3S+3T	8.5	0.00	0	0	0	0	1	0	0	0	0	0	0	0	-	8.50
4	3Lo	5.0	-0.71	-1	0	0	0	0	0	-1	-1	-1	0	-1	-	4.29	
5	CCoSp1	2.5	0.29	1	1	1	0	1	1	0	0	1	1	1	-	2.79	
6	3F	5.5	-1.57	-1	-2	-1	-2	-1	-1	-2	-1	-2	-1	-2	-	3.93	
7	1Lz	0.7 x	-0.06	0	-1	0	0	-1	0	-2	0	0	-1	0	-2	-	0.64
8	2A	3.6 x	0.00	0	0	0	0	0	0	0	0	0	0	0	-	3.60	
9	FCSp1	2.0	0.00	0	0	1	0	0	1	-1	0	0	0	0	-	2.00	
10	FCoSp1	2.0	-0.09	0	0	0	0	-1	0	-1	0	0	-1	1	-1	-	1.91
11	SIS2	3.1	0.00	0	0	0	0	0	0	0	0	0	0	0	-1	-	3.10
12	3T	4.4 x	0.00	0	0	0	0	0	0	-1	0	0	0	0	-	4.40	
13	CCoSp1	2.5	0.29	1	1	1	0	1	1	0	0	1	1	1	0	-	2.79
14	CS2	3.1	0.29	1	0	1	0	1	0	1	0	1	1	1	0	-	3.39
		<b>56.4</b>															<b>51.99</b>

Program Components

Program Components	Factor	5.25	5.25	5.25	5.25	5.25	4.75	5.50	5.00	5.00	5.00	5.25	5.25	-	5.18
Skating Skills	2.00	5.25	5.25	5.25	5.25	5.25	4.75	5.50	5.00	5.00	5.00	5.25	5.25	-	5.18
Transition / Linking Footwork	2.00	4.75	5.00	4.75	5.00	5.00	4.50	5.50	4.75	4.75	4.75	5.25	5.25	-	4.89
Performance / Execution	2.00	5.00	5.25	5.00	5.00	5.25	4.75	5.25	5.00	4.50	4.75	5.25	5.00	-	5.00
Choreography / Composition	2.00	5.00	5.25	5.00	5.25	5.00	4.75	5.50	4.75	5.00	5.00	5.25	5.25	-	5.11
Interpretation	2.00	5.25	5.25	5.00	5.25	5.25	4.75	5.75	5.00	4.75	4.50	5.50	5.00	-	5.07
<b>Judges Total Program Component Score (factorized)</b>															<b>50.50</b>

<b>Deductions:</b>	Time Violation:	0.00	Music Violation:	0.00	Illegal Element:	0.00	<b>0.00</b>
	Costume & Prop violation:	0.00	Fall:	0.00			<b>0.00</b>

x Credit for highlight distribution, jump element multiplied by 1.1

Rank	Name	NOC Code	Total Segment Score =	Total Element Score +	Program Score (factorized)	Total Component Score +	Total Deductions -
16	ZIVANOVIC Trifun	SCG	97.25	47.75		49.50	0.00

#	Executed Elements	Base Value	GOE	The Judges Panel (in random order)												Scores of Panel	
1	3A+2T	8.8	-0.14	0	-1	0	0	0	0	-2	0	0	0	0	0	-	8.66
2	3F	5.5	0.00	0	0	0	0	0	1	0	0	0	0	0	-	5.50	
3	3F+3T+SEQ	7.6	0.00	0	0	0	0	0	0	-1	0	0	0	0	-	7.60	
5	FSSp1	2.0	0.00	0	-1	0	0	0	0	0	0	0	0	0	-	2.00	
6	3Lo	5.0	-0.57	0	-1	0	-1	0	0	-2	0	0	-1	0	-1	-	4.43
7	2A	3.3	0.00	0	0	0	0	0	0	0	0	0	0	0	-	3.30	
8	FCSSp1	1.5	0.00	0	0	0	0	0	0	-1	0	0	0	0	-	1.50	
9	CS1	2.0	0.00	0	0	0	0	0	0	-1	0	0	1	0	-	2.00	
10	2Lz	2.1 x	-0.04	0	-1	1	0	0	0	-1	0	0	0	0	-	2.06	
11	2A+1LO	4.2 x	-0.50	-1	-1	-1	-1	-1	-1	-2	-1	0	0	0	-	3.70	
12	SIS1	2.0	0.00	0	0	0	0	0	0	0	0	0	0	0	-	2.00	
13	3S*+3T*+SEQ	0.0	0.00	0	0	0	0	0	0	-1	0	0	1	0	-	0.00	
14	CCoSp2	3.0	0.00	0	0	0	0	0	0	-1	0	0	0	0	-	3.00	
15	FCoSp1	2.0	0.00	0	0	0	0	0	0	-1	0	0	0	0	-	2.00	
		<b>49.0</b>														<b>47.75</b>	

Program Components

Program Components	Factor	5.50	5.25	4.75	4.75	4.50	5.75	5.25	4.75	5.50	5.00	4.75	5.25	-	5.11
Skating Skills	2.00	5.50	5.25	4.75	4.75	4.50	5.75	5.25	4.75	5.50	5.00	4.75	5.25	-	5.11
Transition / Linking Footwork	2.00	5.00	5.00	4.75	4.25	4.50	5.75	5.75	4.50	4.75	4.75	4.50	5.25	-	4.86
Performance / Execution	2.00	5.25	4.75	4.75	4.50	4.75	5.75	5.25	4.75	5.25	5.00	4.75	5.00	-	4.96
Choreography / Composition	2.00	5.00	4.75	4.75	4.25	4.50	5.75	5.50	4.50	5.00	5.00	4.75	5.25	-	4.89
Interpretation	2.00	5.25	4.75	4.75	4.75	4.50	6.00	5.50	4.75	5.00	4.75	4.75	5.25	-	4.93
<b>Judges Total Program Component Score (factorized)</b>															<b>49.50</b>

<b>Deductions:</b>	Time Violation:	0.00	Music Violation:	0.00	Illegal Element:	0.00	<b>0.00</b>
	Costume & Prop violation:	0.00	Fall:	0.00			<b>0.00</b>

x Credit for highlight distribution, jump element multiplied by 1.1







JUDGES DETAILS PER SKATER

PALAVELA THU 27 JAN 2005

Rank	Name	NOC Code	Total Segment Score =	Total Element Score +	Program Score (factorized)	Total Component Score +	Total Deductions -
17	PFEIFER Viktor	AUT	97.21	51.43		45.78	0.00

#	Executed Elements	Base Value	GOE	The Judges Panel (in random order)											Scores of Panel		
1	2A	3.3	0.00	0	0	0	0	0	0	-1	0	0	0	0	0	-	3.30
2	3LZ+2T	7.3	-1.00	-1	-1	0	-1	-1	-1	-1	-1	-1	0	-1	-	6.30	
3	3F+3T	9.5	-0.14	0	0	0	0	0	-1	0	0	0	0	-1	-	9.36	
4	3S+3LO+SEQ	7.6	0.29	0	1	0	0	1	0	1	0	1	0	0	-	7.89	
5	CSp2	1.6	0.29	1	1	1	0	0	1	0	1	0	1	0	-	1.89	
6	3F	5.5	0.00	0	0	0	0	0	-1	0	0	1	0	0	-	5.50	
7	2Lo	1.5	0.00	0	0	0	0	0	0	0	0	0	0	0	-	1.50	
8	FCCoSp1	2.5	0.00	0	0	0	0	0	0	0	0	-1	0	0	-	2.50	
9	SiSt1	2.0	-0.43	-1	-2	-1	-1	-1	-1	-2	-1	-2	-1	-2	-	1.57	
10	3T	4.4 x	0.00	0	1	0	0	1	1	0	0	0	0	0	-	4.40	
11	1A	0.9 x	0.00	0	0	0	0	0	-1	0	0	0	0	0	-	0.90	
12	CCoSp1	2.5	-0.09	-1	0	0	0	0	-1	0	1	0	0	-1	-	2.41	
13	ciSt1	2.0	-0.09	0	0	0	0	0	0	-1	0	0	-1	0	-	1.91	
14	FCSp1	2.0	0.00	0	0	1	0	0	0	0	0	0	0	0	-	2.00	
		<b>52.6</b>														<b>51.43</b>	

Program Components

Program Components	Factor														
Skating Skills	2.00	4.75	4.75	4.50	4.50	4.50	4.25	5.00	4.50	4.75	4.75	4.50	5.00	-	4.71
Transition / Linking Footwork	2.00	4.50	4.50	4.25	4.00	4.50	4.25	5.25	4.25	4.25	4.75	4.25	4.75	-	4.46
Performance / Execution	2.00	4.75	4.75	4.25	4.25	4.75	4.25	5.50	4.25	4.50	4.50	4.50	4.75	-	4.54
Choreography / Composition	2.00	4.75	4.75	4.25	4.25	4.75	4.50	5.25	4.25	4.75	5.00	4.50	4.75	-	4.64
Interpretation	2.00	4.75	4.75	4.25	4.50	4.75	4.25	5.25	4.25	4.50	4.50	4.50	4.50	-	4.54
<b>Judges Total Program Component Score (factorized)</b>															<b>45.78</b>

<b>Deductions:</b>	Time Violation:	0.00	Music Violation:	0.00	Illegal Element:	0.00	
	Costume & Prop violation:	0.00	Fall:	0.00			<b>0.00</b>

x Credit for highlight distribution, jump element multiplied by 1.1

Rank	Name	NOC Code	Total Segment Score =	Total Element Score +	Program Score (factorized)	Total Component Score +	Total Deductions -
18	SMALUN Silvio	GER	96.74	43.38		54.36	1.00

#	Executed Elements	Base Value	GOE	The Judges Panel (in random order)											Scores of Panel	
1	3A	7.5	-3.00	-3	-3	-3	-3	-3	-3	-2	-3	-3	-3	-3	-	4.50
2	3T+2T	5.3	-2.00	-2	-2	-2	-2	-2	-2	-2	-1	-2	-1	-2	-	3.30
3	2A	3.3	0.14	0	0	0	0	0	1	0	0	1	1	1	-	3.44
4	3F	5.5	0.29	0	1	0	0	0	0	0	1	0	0	1	-	5.79
5	FCCoSp2	3.0	0.24	1	1	1	0	1	1	-1	0	1	-1	0	-	3.24
6	CCoSp1	2.5	0.03	0	1	0	0	0	1	-1	0	1	0	1	-	2.53
7	3S	5.0 x	-2.29	-3	-2	-2	-3	-2	-2	-3	-2	-2	-2	-2	-	2.71
8	3Lz	6.6 x	-2.00	-2	-2	-2	-2	-2	-2	-2	-2	-2	-2	-2	-	4.60
9	SeSt1	2.0	0.00	0	0	0	0	0	0	0	0	0	0	0	-	2.00
10	2F	1.9 x	-0.34	-1	-1	-1	-1	-1	0	-1	-1	-1	-2	-1	-	1.56
11	2A	3.6 x	-0.10	0	-1	0	0	0	0	-1	0	0	0	0	-	3.50
12	CSSp1	1.5	-0.09	0	-1	0	0	0	0	-1	0	0	0	-1	-	1.41
13	SiSt2	3.1	0.00	0	0	1	0	0	0	0	0	0	1	0	-	3.10
14	FSSp1	2.0	-0.30	0	-1	0	-1	0	-1	-2	-1	-2	-1	0	-	1.70
		<b>52.8</b>														<b>43.38</b>

Program Components

Program Components	Factor														
Skating Skills	2.00	6.00	5.50	5.50	5.50	5.50	5.50	5.50	5.75	5.75	5.50	5.25	5.50	-	5.57
Transition / Linking Footwork	2.00	5.75	5.00	5.50	5.00	5.25	5.75	5.00	5.50	5.25	5.25	5.25	5.50	-	5.29
Performance / Execution	2.00	6.00	5.50	5.50	5.25	5.50	5.75	5.00	5.75	5.25	5.00	5.50	5.50	-	5.39
Choreography / Composition	2.00	6.00	5.00	5.50	5.00	5.50	5.75	5.25	5.50	5.75	5.25	5.75	5.75	-	5.43
Interpretation	2.00	6.25	5.25	5.75	5.50	5.50	6.00	5.00	5.75	5.25	5.25	5.75	5.75	-	5.50
<b>Judges Total Program Component Score (factorized)</b>															<b>54.36</b>

<b>Deductions:</b>	Time Violation:	0.00	Music Violation:	0.00	Illegal Element:	0.00	
	Costume & Prop violation:	0.00	Fall:	-1.00			<b>-1.00</b>

x Credit for highlight distribution, jump element multiplied by 1.1





JUDGES DETAILS PER SKATER

PALAVELA THU 27 JAN 2005

Rank	Name	NOC Code	Total Segment Score =	Total Element Score +	Program Score (factorized)	Total Component Score +	Total Deductions -
19	HAMER John	GBR	94.54	47.32		47.22	0.00

#	Executed Elements	Base Value	GOE	The Judges Panel (in random order)											Scores of Panel			
1	3F+2T	6.8	-0.14	-1	0	0	0	0	0	0	0	0	1	-1	0	0	-	6.66
2	2LZ+3T	5.9	0.00	0	0	0	0	0	0	0	0	0	0	0	0	0	-	5.90
3	2S	1.3	0.00	0	0	0	0	0	0	-1	0	0	0	0	0	-	1.30	
4	3F	5.5	0.14	0	0	0	0	1	0	0	0	1	0	1	1	-	5.64	
5	SiSt1	2.0	0.50	1	1	1	1	0	0	1	1	1	1	1	1	-	2.50	
6	CCoSp1	2.5	-0.09	0	0	0	0	0	0	-1	0	0	-1	0	-1	-	2.41	
7	2Lz	1.9	0.00	0	0	0	0	0	0	-1	0	0	0	0	0	-	1.90	
8	3Lo	5.5 x	0.00	0	0	0	0	0	0	0	0	0	0	1	0	-	5.50	
9	CSSp1	1.5	0.03	0	1	0	0	0	0	-1	0	1	0	1	-1	-	1.53	
10	2A	3.6 x	0.00	0	-1	0	0	0	0	0	0	0	0	0	0	-	3.60	
11	FCoSp1	2.0	-0.09	0	-1	0	0	0	0	-1	0	0	-1	0	0	-	1.91	
12	3T	4.4 x	0.00	0	0	0	0	0	0	0	0	0	0	0	0	-	4.40	
13	CISt1	2.0	0.07	0	0	1	0	0	0	-1	0	1	0	1	0	-	2.07	
14	FSSp1	2.0	0.00	0	0	0	0	0	0	-1	0	0	0	0	0	-	2.00	
		<b>46.9</b>															<b>47.32</b>	

Program Components

Program Components	Factor															
Skating Skills	2.00	4.50	4.50	4.50	5.50	5.00	4.50	5.50	5.00	5.00	4.50	5.00	5.00	-	4.86	
Transition / Linking Footwork	2.00	4.25	4.00	4.50	5.25	4.75	4.00	5.25	4.50	4.50	4.00	5.00	5.25	-	4.61	
Performance / Execution	2.00	4.50	4.50	4.25	5.50	4.75	4.25	5.00	4.75	4.75	4.50	5.25	5.25	-	4.75	
Choreography / Composition	2.00	4.25	4.00	4.25	5.00	4.75	4.25	5.25	4.75	4.75	4.75	5.50	5.25	-	4.71	
Interpretation	2.00	4.50	4.25	4.25	5.50	4.75	4.25	5.50	4.75	4.50	4.25	5.50	5.00	-	4.68	
<b>Judges Total Program Component Score (factorized)</b>																<b>47.22</b>

<b>Deductions:</b>	Time Violation:	0.00	Music Violation:	0.00	Illegal Element:	0.00	
	Costume & Prop violation:	0.00	Fall:	0.00			<b>0.00</b>

x Credit for highlight distribution, jump element multiplied by 1.1

Rank	Name	NOC Code	Total Segment Score =	Total Element Score +	Program Score (factorized)	Total Component Score +	Total Deductions -
20	LIEBERS Martin	GER	93.22	48.00		46.22	1.00

#	Executed Elements	Base Value	GOE	The Judges Panel (in random order)											Scores of Panel		
1	3Lz	6.0	0.00	0	1	0	0	0	1	0	0	0	0	1	0	-	6.00
2	3F+3LO	10.5	0.57	0	1	0	1	1	0	0	1	0	1	0	1	-	11.07
3	CCSp1	1.5	-0.13	0	-1	0	-1	0	0	-1	0	0	-1	0	0	-	1.37
4	1A	0.8	-0.03	0	0	0	0	0	0	-1	-1	0	0	0	0	-	0.77
5	FCSSp1	1.5	0.00	0	0	0	0	0	0	-1	0	0	0	0	0	-	1.50
6	3Lo	5.5 x	0.43	1	0	0	0	0	0	0	0	1	1	1	1	-	5.93
7	SeSt1	2.0	0.00	0	0	0	0	0	0	0	0	0	0	0	0	-	2.00
8	FCSp1	2.0	0.00	0	0	0	0	0	0	-2	0	0	0	0	0	-	2.00
9	3S	5.0 x	-0.29	-1	-1	0	0	0	0	-1	0	0	0	0	0	-	4.71
10	3Lz+COMBO	6.6 x	-0.43	0	0	0	-3	0	0	-1	-1	-1	0	0	0	-	6.17
11	3T	4.4 x	-3.00	-3	-3	0	-3	-3	-3	-3	-3	-3	-3	-3	-3	-	1.40
12	FCCoSp1	2.5	-0.09	0	-1	0	0	0	0	-1	0	0	-1	0	0	-	2.41
13	1A	0.9 x	-0.23	0	-1	-1	-1	-1	-1	-2	-1	-1	-1	-1	-2	-	0.67
14	SIS1	2.0	0.00	0	0	0	0	0	0	0	0	0	0	0	0	-	2.00
		<b>51.2</b>															<b>48.00</b>

Program Components

Program Components	Factor															
Skating Skills	2.00	4.75	4.50	4.75	4.75	4.75	4.50	5.50	5.00	4.50	4.50	4.75	5.00	-	4.75	
Transition / Linking Footwork	2.00	4.50	4.25	4.50	4.25	4.25	4.75	5.25	4.75	4.25	5.00	4.25	5.00	-	4.61	
Performance / Execution	2.00	4.75	4.00	4.50	4.75	4.50	4.50	5.25	4.75	4.50	4.50	4.50	4.75	-	4.64	
Choreography / Composition	2.00	4.75	4.25	4.50	4.25	4.50	4.50	5.50	4.50	4.50	4.75	4.25	4.75	-	4.57	
Interpretation	2.00	4.75	4.25	4.50	4.50	4.50	4.50	5.25	4.75	4.25	4.25	4.25	4.75	-	4.54	
<b>Judges Total Program Component Score (factorized)</b>																<b>46.22</b>

<b>Deductions:</b>	Time Violation:	0.00	Music Violation:	0.00	Illegal Element:	0.00	
	Costume & Prop violation:	0.00	Fall:	-1.00			<b>-1.00</b>

x Credit for highlight distribution, jump element multiplied by 1.1





JUDGES DETAILS PER SKATER

PALAVELA THU 27 JAN 2005

Rank	Name	NOC Code	Total Segment Score =	Total Element Score +	Program Score (factorized)	Total Component Score +	Total Deductions -
21	DANILCHENKO Vitali	UKR	90.60	45.96		44.64	0.00

#	Executed Elements	Base Value	GOE	The Judges Panel (in random order)											Scores of Panel		
1	3T	4.0	0.43	0	1	1	0	0	1	0	0	0	1	0	1	-	4.43
2	2A	3.3	0.00	0	0	0	0	0	0	-1	0	0	0	0	0	-	3.30
3	3Lz	6.0	0.14	0	0	1	1	0	0	-1	0	0	0	0	0	-	6.14
4	FCSp1	2.0	0.00	1	0	0	0	0	0	0	0	0	-1	0	0	-	2.00
5	CiSt1	2.0	0.00	0	0	0	0	0	0	0	0	0	0	0	0	-	2.00
6	3A	8.3 x	-0.71	0	-1	0	0	0	-1	-1	-1	-1	-1	-1	-1	-	7.59
7	3Lo	5.5 x	-2.00	-2	-3	-2	-2	-2	-2	-1	-2	-2	-2	-2	-2	-	3.50
8	CCSp1	1.5	0.00	0	0	0	0	0	0	-1	0	0	0	0	0	-	1.50
9	3F	6.1 x	-1.57	-1	-1	-2	-2	-2	-2	-2	-1	-1	-2	-2	-2	-	4.53
10	3S+2T+SEQ	5.1 x	-1.86	-2	-2	-1	-2	-2	-2	-2	-1	-2	-2	0	-2	-	3.24
11	SIS2	3.1	-0.30	0	0	0	-1	0	0	0	-1	0	-1	0	-1	-	2.80
12	2F	1.9 x	0.00	0	0	0	0	0	0	-1	0	0	0	0	0	-	1.90
13	CCoSp2	3.0	0.03	1	-1	1	0	0	0	0	0	0	0	-1	-2	-	3.03
		<b>51.8</b>															<b>45.96</b>

Program Components	Factor															
Skating Skills	2.00	4.75	4.25	4.75	5.50	4.75	4.00	5.00	4.75	4.50	4.25	4.75	5.00	-	4.71	
Transition / Linking Footwork	2.00	4.25	4.00	4.50	5.25	4.75	3.75	4.50	4.25	3.75	3.75	4.50	4.50	-	4.25	
Performance / Execution	2.00	4.50	4.25	4.50	5.25	4.75	4.50	4.50	4.50	4.25	4.25	4.75	4.50	-	4.43	
Choreography / Composition	2.00	4.25	4.00	4.75	5.25	5.00	4.50	5.00	4.50	4.50	4.00	5.00	4.75	-	4.54	
Interpretation	2.00	4.50	4.00	4.75	5.50	5.00	4.50	4.50	4.50	4.00	4.25	4.75	4.25	-	4.39	
<b>Judges Total Program Component Score (factorized)</b>																<b>44.64</b>

<b>Deductions:</b>	Time Violation:	0.00	Music Violation:	0.00	Illegal Element:	0.00
	Costume & Prop violation:	0.00	Fall:	0.00		<b>0.00</b>

x Credit for highlight distribution, jump element multiplied by 1.1

Rank	Name	NOC Code	Total Segment Score =	Total Element Score +	Program Score (factorized)	Total Component Score +	Total Deductions -
22	RAKOWSKI Lukas	CZE	90.26	47.24		43.02	0.00

#	Executed Elements	Base Value	GOE	The Judges Panel (in random order)											Scores of Panel		
1	2A	3.3	0.00	0	0	0	0	0	0	0	0	0	0	0	0	-	3.30
2	3F+3T	9.5	0.00	0	0	0	0	0	0	-1	0	0	0	0	0	-	9.50
3	3Lz	6.0	-1.00	-1	-1	-1	-1	-1	0	-2	-1	-1	-1	-1	-1	-	5.00
4	SIS1	2.0	0.00	0	0	0	0	0	0	0	0	0	1	0	0	-	2.00
5	FCSp1	2.0	0.00	0	0	1	0	0	0	-1	0	0	0	1	0	-	2.00
6	1Lo	0.5	-0.03	0	-1	0	0	0	0	-2	-1	0	0	0	0	-	0.47
7	3Lz+2T	8.0 x	-1.86	-2	-2	-1	-2	-2	-2	-2	-1	-2	-2	-2	-2	-	6.14
8	CCoSp1	2.5	-0.09	0	0	0	0	0	0	-1	0	0	-2	-1	-1	-	2.41
9	3S	5.0 x	0.00	0	0	0	0	0	0	-1	0	0	0	0	0	-	5.00
10	2T	1.4 x	-0.26	0	-1	-1	0	0	0	-2	-1	-1	0	0	-2	-	1.14
11	CCSp1	1.5	0.00	0	0	0	0	0	0	-1	0	0	0	1	0	-	1.50
12	3S+COMBO	5.0 x	-0.43	-1	0	0	0	0	0	-2	0	0	-1	-1	-1	-	4.57
13	FSSp2	2.3	-0.09	0	0	0	0	0	0	-2	0	0	-1	0	-1	-	2.21
14	CiSt1	2.0	0.00	0	0	0	0	0	0	0	0	0	0	0	0	-	2.00
		<b>51.0</b>															<b>47.24</b>

Program Components	Factor															
Skating Skills	2.00	4.50	4.25	4.75	4.50	4.50	4.50	5.00	4.75	4.50	4.25	4.75	4.50	-	4.54	
Transition / Linking Footwork	2.00	4.00	4.00	4.50	4.00	4.25	4.50	4.25	4.25	4.00	5.25	4.50	4.00	-	4.14	
Performance / Execution	2.00	4.50	4.00	4.50	4.25	4.50	4.50	4.25	4.25	4.25	4.25	4.50	4.00	-	4.25	
Choreography / Composition	2.00	4.25	3.75	4.50	4.25	4.50	4.25	4.25	4.25	4.25	4.50	4.75	4.25	-	4.29	
Interpretation	2.00	4.25	4.00	4.50	4.50	4.25	4.25	4.50	4.25	4.25	4.00	4.75	4.25	-	4.29	
<b>Judges Total Program Component Score (factorized)</b>																<b>43.02</b>

<b>Deductions:</b>	Time Violation:	0.00	Music Violation:	0.00	Illegal Element:	0.00
	Costume & Prop violation:	0.00	Fall:	0.00		<b>0.00</b>

x Credit for highlight distribution, jump element multiplied by 1.1





JUDGES DETAILS PER SKATER

PALAVELA THU 27 JAN 2005

Rank	Name	NOC Code	Total Segment Score =	Total Element Score +	Program Score (factorized)	Total Component Score +	Total Deductions -
23	SVIATKO Juraj	SVK	87.65	44.57		43.08	0.00

#	Executed Elements	Base Value	GOE	The Judges Panel (in random order)											Scores of Panel		
1	3Lo	5.0	-0.14	0	0	0	-1	0	0	-1	0	0	0	0	0	-	4.86
2	3LZ+2T	7.3	0.00	0	0	0	0	0	0	-1	0	0	0	0	0	-	7.30
3	2A	3.3	0.00	0	0	0	0	0	0	-1	0	0	0	0	0	-	3.30
4	3F+3T	9.5	-0.14	0	0	0	0	0	0	-1	0	0	-2	0	0	-	9.36
5	3S	4.5	-0.29	0	-1	0	0	0	0	-1	-1	0	0	0	0	-	4.21
6	FCSp1	2.0	0.00	0	0	1	0	0	0	0	0	0	-1	1	0	-	2.00
7	SiSt1	2.0	0.00	0	0	0	0	0	0	-1	0	0	1	0	0	-	2.00
8	2T	1.4 x	-0.09	0	-1	0	0	0	0	-1	0	0	-1	0	0	-	1.31
9	CCoSp1	2.5	-0.04	0	0	0	0	0	0	-1	0	0	-1	0	0	-	2.46
10	2Lz	2.1 x	-0.04	0	-1	0	0	0	0	-2	0	0	0	0	0	-	2.06
11	CSSp1	1.5	0.00	0	0	0	0	0	0	-1	0	0	0	0	0	-	1.50
12	CiSt1	2.0	0.00	0	0	0	0	0	0	-1	0	0	0	0	0	-	2.00
13	FSSp2	2.3	-0.09	0	-1	0	0	0	0	-1	-1	0	0	-1	0	-	2.21
		<b>45.4</b>															<b>44.57</b>

Program Components	Factor															
Skating Skills	2.00	4.50	4.00	4.50	4.50	4.50	4.50	4.50	4.50	4.25	4.50	4.75	4.50	4.25	-	4.43
Transition / Linking Footwork	2.00	4.25	3.75	4.50	4.00	4.25	4.75	4.00	4.00	4.25	4.25	4.50	4.75	-	4.18	
Performance / Execution	2.00	4.25	4.00	4.25	4.25	4.25	4.50	4.25	4.25	4.50	4.75	4.75	4.50	-	4.32	
Choreography / Composition	2.00	4.25	3.75	4.50	4.25	4.50	4.75	4.25	4.25	4.50	4.25	4.75	4.00	-	4.25	
Interpretation	2.00	4.50	4.00	4.50	4.50	4.50	4.50	4.25	4.25	4.25	4.50	4.75	4.25	-	4.36	
<b>Judges Total Program Component Score (factorized)</b>																<b>43.08</b>

<b>Deductions:</b>	Time Violation:	0.00	Music Violation:	0.00	Illegal Element:	0.00
	Costume & Prop violation:	0.00	Fall:	0.00		<b>0.00</b>

x Credit for highlight distribution, jump element multiplied by 1.1

Rank	Name	NOC Code	Total Segment Score =	Total Element Score +	Program Score (factorized)	Total Component Score +	Total Deductions -
24	NURMENKARI Ari-Pekka	FIN	78.56	36.94		42.62	1.00

#	Executed Elements	Base Value	GOE	The Judges Panel (in random order)											Scores of Panel		
1	3LZ+2T	7.3	0.29	0	0	0	1	0	0	0	1	0	0	1	1	-	7.59
2	2A	3.3	-2.10	-3	-2	-3	-3	-3	-3	-3	-3	-3	-3	-3	-3	-	1.20
3	FCSp2	2.3	-0.04	0	0	0	-1	-1	0	-1	0	0	0	0	0	-	2.26
4	3Lo	5.0	-2.14	-2	-2	-2	-3	-3	-1	-3	-2	-2	-2	-2	-2	-	2.86
5	CiSt1	2.0	-0.04	0	0	0	0	0	0	-1	0	0	-1	0	0	-	1.96
6	2S	1.3	-0.09	0	-1	0	0	0	0	-1	0	0	-1	0	0	-	1.21
7	CSp1	1.2	-0.09	0	-1	0	0	-1	0	-1	0	0	-1	0	0	-	1.11
8	2A	3.6 x	0.14	0	1	0	0	0	0	0	1	0	1	0	0	-	3.74
9	CCoSp1	2.5	0.00	0	0	0	0	0	0	-1	0	0	0	0	0	-	2.50
10	3F	6.1 x	-2.00	-2	-2	-2	-2	-3	-1	-3	-2	-2	-2	-2	-2	-	4.10
11	2Lz	2.1 x	-0.13	0	-1	0	0	0	0	-2	0	0	-1	0	-1	-	1.97
12	3T	4.4 x	-2.29	-3	-2	-2	-3	-3	-2	-3	-2	-2	-2	-2	-2	-	2.11
13	SiSt1	2.0	-0.13	0	-1	0	0	0	0	-1	0	0	-1	0	-1	-	1.87
14	FCCoSp1	2.5	-0.04	0	0	0	0	0	-1	-1	0	0	-1	0	0	-	2.46
		<b>45.6</b>															<b>36.94</b>

Program Components	Factor															
Skating Skills	2.00	4.00	4.50	4.75	4.50	4.50	4.50	4.00	5.00	4.50	4.25	4.75	4.75	-	4.46	
Transition / Linking Footwork	2.00	3.75	4.50	4.50	4.00	4.25	4.25	4.00	4.75	4.25	3.75	4.50	4.50	-	4.21	
Performance / Execution	2.00	4.00	4.25	4.50	4.25	4.50	4.25	3.75	5.00	4.50	4.00	4.75	4.25	-	4.25	
Choreography / Composition	2.00	3.75	4.00	4.50	4.00	4.50	4.50	3.75	4.75	4.25	4.00	4.50	4.50	-	4.14	
Interpretation	2.00	4.00	4.50	4.50	4.50	4.50	4.25	3.75	5.00	4.25	3.75	4.50	4.25	-	4.25	
<b>Judges Total Program Component Score (factorized)</b>																<b>42.62</b>

<b>Deductions:</b>	Time Violation:	0.00	Music Violation:	0.00	Illegal Element:	0.00
	Costume & Prop violation:	0.00	Fall:	-1.00		<b>-1.00</b>

x Credit for highlight distribution, jump element multiplied by 1.1





JUDGES DETAILS PER SKATER

PALAVELA THU 27 JAN 2005

Rank	Name	NOC Code	Total Segment Score =	Total Element Score +	Program Score (factorized)	Total Component Score +	Total Deductions -
25	BACCHINI Paolo	ITA	77.65	35.35		42.30	0.00

#	Executed Elements	Base Value	GOE	The Judges Panel (in random order)											Scores of Panel		
1	1A	0.8	0.00	0	0	0	0	0	0	-1	0	0	0	0	1	-	0.80
2	3F	5.5	0.00	0	0	0	0	0	0	0	0	1	0	0	0	-	5.50
3	3LZ+2T	7.3	0.00	0	0	0	0	0	0	-1	0	0	0	0	0	-	7.30
4	FSSp2	2.3	-0.43	-1	-1	-1	-2	-2	0	-2	-2	-1	-2	-1	-1	-	1.87
5	3Lo	5.5 x	-0.71	-1	-1	0	0	0	0	-1	-1	0	-1	-1	-1	-	4.79
6	CSp1	1.2	-0.13	0	-1	0	0	0	0	-1	0	0	-1	0	-1	-	1.07
7	2Lz	2.1 x	-0.30	-1	-1	-1	-1	0	-1	-2	-1	0	-1	0	-1	-	1.80
8	3T	4.4 x	0.00	0	0	0	0	0	0	0	0	0	0	0	0	-	4.40
9	SiSt1	2.0	0.00	0	0	0	0	0	0	-1	0	0	0	0	0	-	2.00
10	CSSp1	1.5	0.00	0	1	0	0	0	0	0	0	0	0	0	0	-	1.50
11	CiSt1	2.0	-0.09	0	0	0	0	-1	0	-1	-1	0	1	0	-1	-	1.91
12	CCoSp1	2.5	-0.09	0	0	0	0	0	0	-1	0	1	-1	1	-1	-	2.41
		<b>37.1</b>															<b>35.35</b>

Program Components

Program Components	Factor	The Judges Panel (in random order)											Scores of Panel		
Skating Skills	2.00	4.25	4.00	4.50	4.25	4.25	4.50	4.75	4.25	4.75	4.00	4.50	4.25	-	4.32
Transition / Linking Footwork	2.00	3.75	3.75	4.25	4.00	4.00	4.75	4.25	4.00	4.25	4.00	4.25	4.00	-	4.04
Performance / Execution	2.00	4.00	4.25	4.25	4.50	4.00	4.75	4.25	4.25	4.50	4.00	4.25	4.25	-	4.25
Choreography / Composition	2.00	4.00	4.00	4.50	4.25	4.00	4.50	4.50	4.25	4.50	4.25	4.50	4.00	-	4.25
Interpretation	2.00	4.25	4.25	4.50	4.50	4.00	4.75	4.00	4.25	4.75	3.75	4.50	4.25	-	4.29
<b>Judges Total Program Component Score (factorized)</b>															<b>42.30</b>

<b>Deductions:</b>	Time Violation:	0.00	Music Violation:	0.00	Illegal Element:	0.00
	Costume & Prop violation:	0.00	Fall:	0.00		
						<b>0.00</b>

x Credit for highlight distribution, jump element multiplied by 1.1



### JUDGES DETAILS PER SKATER

PALAVELA WED 26 JAN 2005

Rank	Name	NOC Code	Total Segment Score =	Total Element Score +	Program Component Score (factorized) +	Total Deductions -
1	JOUBERT Brian	FRA	76.98	38.80	38.18	0.00

#	Executed Elements	Base Value	GOE	The Judges Panel (in random order)												Scores of Panel	
1	4T+2T	10.3	0.00	0	0	0	0	0	1	0	0	0	0	0	0	-	10.30
2	3A	7.5	0.00	0	0	0	0	0	-1	-1	0	0	0	0	0	-	7.50
3	FSSp2	2.3	0.14	1	1	1	0	0	0	-1	0	1	0	1	0	-	2.44
4	CISt2	3.1	0.50	1	1	1	1	1	1	0	1	1	1	1	0	-	3.60
5	3F	5.5	0.57	1	1	1	1	0	1	1	0	0	1	1	0	-	6.07
6	CCoSp1	2.5	0.36	1	1	0	0	0	1	1	1	1	1	1	1	-	2.86
7	SIS2	3.1	0.50	1	1	1	1	1	1	0	1	1	1	1	0	-	3.60
8	CSSp2	2.0	0.43	1	0	1	1	0	1	1	1	1	1	1	0	-	2.43
			<b>36.3</b>													<b>38.80</b>	

Program Components	Factor															
Skating Skills	1.00	7.50	8.25	7.25	7.75	7.75	7.50	7.25	7.75	7.50	7.50	7.75	7.75	-	7.64	
Transition / Linking Footwork	1.00	7.50	7.75	7.50	8.00	7.50	7.00	6.50	7.50	7.50	7.50	7.50	7.50	-	7.50	
Performance / Execution	1.00	7.50	8.50	7.50	7.75	7.75	7.00	7.00	7.75	7.50	7.75	7.75	7.75	-	7.68	
Choreography / Composition	1.00	7.75	8.25	7.50	8.25	7.75	7.00	6.75	7.50	7.50	7.50	7.75	7.50	-	7.57	
Interpretation	1.00	7.75	8.25	7.75	8.25	7.75	7.00	6.75	7.75	7.75	7.75	7.75	8.00	-	7.79	
<b>Judges Total Program Component Score (factorized)</b>																<b>38.18</b>

Deductions:	Time Violation:	0.00	Music Violation:	0.00	Illegal Element:	0.00
Costume & Prop violation:	0.00		Fall:	0.00		<b>0.00</b>

Rank	Name	NOC Code	Total Segment Score =	Total Element Score +	Program Component Score (factorized) +	Total Deductions -
2	PLUSHENKO Evgeni	RUS	75.33	35.93	39.40	0.00

#	Executed Elements	Base Value	GOE	The Judges Panel (in random order)												Scores of Panel	
1	4T+COMBO	9.0	-2.00	-2	-2	-1	-3	-3	-2	-2	-2	-1	-2	-2	-2	-	7.00
2	3A	7.5	0.00	0	0	0	0	0	0	-1	0	0	0	0	0	-	7.50
3	FCSp2	2.3	0.29	1	0	0	1	1	0	0	0	1	1	1	0	-	2.59
4	CISt2	3.1	0.64	1	0	2	1	1	2	1	1	1	1	2	1	-	3.74
5	3Lz	6.0	0.29	1	1	1	0	0	0	1	0	0	1	1	0	-	6.29
6	CSSp1	1.5	0.21	1	0	0	0	0	1	0	0	1	1	1	0	-	1.71
7	SIS2	3.1	0.71	2	1	1	1	1	1	1	2	2	2	2	1	-	3.81
8	CCoSp1	2.5	0.79	2	2	2	2	2	2	1	1	1	1	2	1	-	3.29
			<b>35.0</b>													<b>35.93</b>	

Program Components	Factor															
Skating Skills	1.00	8.00	8.00	7.50	8.00	8.00	8.00	8.00	7.75	8.00	7.75	8.00	7.75	8.00	-	7.93
Transition / Linking Footwork	1.00	8.00	7.75	7.75	7.75	7.75	7.75	7.00	7.75	7.50	8.25	7.50	8.00	-	7.75	
Performance / Execution	1.00	8.00	8.00	7.75	8.00	8.00	7.50	7.75	8.00	7.75	8.00	7.50	7.75	-	7.82	
Choreography / Composition	1.00	8.25	8.00	7.75	8.00	8.00	7.75	7.75	7.75	7.75	8.00	7.75	8.00	-	7.86	
Interpretation	1.00	8.25	7.75	8.00	8.25	8.25	7.75	8.00	8.00	7.75	8.25	7.75	8.25	-	8.04	
<b>Judges Total Program Component Score (factorized)</b>																<b>39.40</b>

Deductions:	Time Violation:	0.00	Music Violation:	0.00	Illegal Element:	0.00
Costume & Prop violation:	0.00		Fall:	0.00		<b>0.00</b>

JUDGES DETAILS PER SKATER

PALAVELA WED 26 JAN 2005

Rank	Name	NOC Code	Total Segment Score	Total Element Score	Program Component Score (factorized)	Total Deductions
			=	+	+	-
3	LAMBIEL Stephane	SUI	69.97	33.23	36.74	0.00

#	Executed Elements	Base Value	GOE	The Judges Panel (in random order)												Scores of Panel	
1	1A	0.8	-0.50	-3	-3	-1	-3	-3	-3	-3	-3	-3	-3	-3	-3	-	0.30
2	4T+3T	13.0	0.29	1	0	0	1	1	0	0	0	0	1	0	0	-	13.29
3	FCSp1	2.0	0.64	1	0	2	1	1	1	1	2	2	1	1	1	-	2.64
4	3Lz	6.0	0.14	1	0	0	1	1	0	0	0	0	0	0	0	-	6.14
5	SIS1	2.0	0.50	1	1	1	1	1	1	1	1	1	1	1	1	-	2.50
6	SeSt1	2.0	0.36	1	0	0	1	1	1	1	0	1	1	1	0	-	2.36
7	CCoSp1	2.5	1.00	1	2	1	2	2	2	0	2	2	2	2	2	-	3.50
8	CSSp1	1.5	1.00	1	2	2	2	2	2	1	2	2	2	2	0	-	2.50
		<b>29.8</b>															<b>33.23</b>

Program Components	Factor															
Skating Skills	1.00	7.75	7.50	7.00	7.50	7.50	7.00	7.00	7.50	7.25	7.75	7.50	7.50	-	7.39	
Transition / Linking Footwork	1.00	7.50	7.00	7.00	7.25	7.50	6.75	6.00	7.25	7.00	8.00	7.25	7.50	-	7.25	
Performance / Execution	1.00	7.75	7.75	6.75	7.50	7.50	6.75	6.50	7.50	7.25	7.75	7.50	7.75	-	7.39	
Choreography / Composition	1.00	7.75	7.50	6.75	7.25	7.50	6.50	6.50	7.50	7.25	7.75	7.50	7.50	-	7.32	
Interpretation	1.00	7.75	7.75	6.75	7.50	7.50	6.75	6.50	7.75	7.25	7.75	7.50	7.50	-	7.39	
<b>Judges Total Program Component Score (factorized)</b>																<b>36.74</b>

<b>Deductions:</b>	Time Violation:	0.00	Music Violation:	0.00	Illegal Element:	0.00
	Costume & Prop violation:	0.00	Fall:	0.00		<b>0.00</b>

Rank	Name	NOC Code	Total Segment Score	Total Element Score	Program Component Score (factorized)	Total Deductions
			=	+	+	-
4	GRIAZEV Andrei	RUS	68.20	35.48	32.72	0.00

#	Executed Elements	Base Value	GOE	The Judges Panel (in random order)												Scores of Panel	
1	3Lz+3T	10.0	0.00	0	0	0	0	0	0	0	0	0	1	0	0	-	10.00
2	3A	7.5	-0.43	0	0	0	0	0	-1	-1	-1	-1	-1	0	0	-	7.07
3	FCSp1	2.0	0.43	1	1	1	1	1	1	1	1	1	0	0	1	-	2.43
4	CISt2	3.1	0.21	1	1	1	0	0	0	1	0	1	1	0	1	-	3.31
5	3F	5.5	-1.43	-1	-1	-2	-1	-2	-2	-2	-1	-1	-1	-1	-	4.07	
6	CSSp1	1.5	0.00	0	0	0	0	0	0	0	0	0	1	0	0	-	1.50
7	SIS2	3.1	0.57	1	1	2	1	1	1	1	1	1	0	2	-	3.67	
8	CCoSp2	3.0	0.43	0	1	1	1	1	1	0	1	1	1	0	0	-	3.43
		<b>35.7</b>															<b>35.48</b>

Program Components	Factor															
Skating Skills	1.00	7.00	6.50	5.75	6.50	6.50	6.00	6.25	6.50	7.00	7.00	6.50	6.75	-	6.54	
Transition / Linking Footwork	1.00	6.75	5.00	5.75	6.25	6.25	6.25	5.25	6.25	6.75	7.00	6.25	6.50	-	6.36	
Performance / Execution	1.00	7.00	5.75	6.50	6.50	6.50	5.75	6.25	6.75	7.00	7.00	6.25	6.50	-	6.57	
Choreography / Composition	1.00	7.00	6.25	6.50	6.25	6.50	5.75	6.25	6.50	7.00	6.75	6.25	7.00	-	6.54	
Interpretation	1.00	7.00	6.25	7.00	6.50	6.75	6.00	6.00	6.75	7.00	7.25	6.50	6.50	-	6.71	
<b>Judges Total Program Component Score (factorized)</b>																<b>32.72</b>

<b>Deductions:</b>	Time Violation:	0.00	Music Violation:	0.00	Illegal Element:	0.00
	Costume & Prop violation:	0.00	Fall:	0.00		<b>0.00</b>

JUDGES DETAILS PER SKATER

PALAVELA WED 26 JAN 2005

Rank	Name	NOC Code	Total Segment Score	Total Element Score	Program Component Score (factorized)	Total Deductions
			=	+	+	-
5	LINDEMANN Stefan	GER	67.75	33.07	34.68	0.00

#	Executed Elements	Base Value	GOE	The Judges Panel (in random order)												Scores of Panel	
1	4T+COMBO	9.0	-2.57	-2	-3	-2	-3	-3	-2	-2	-3	-2	-3	-3	-2	-	6.43
2	3A	7.5	0.14	1	0	0	0	0	0	0	0	1	0	1	0	-	7.64
3	CCoSp1	2.5	0.00	1	0	0	0	0	-1	0	0	0	0	0	0	-	2.50
4	3Lz	6.0	0.00	0	0	0	0	0	-1	-1	0	0	0	1	0	-	6.00
5	SIS2	3.1	0.14	1	0	0	1	1	0	1	0	0	0	1	0	-	3.24
6	CSSp1	1.5	0.00	0	0	0	0	0	-1	0	0	0	0	0	0	-	1.50
7	CSIS2	3.1	0.00	1	0	0	0	0	0	0	0	1	0	0	0	-	3.10
8	FSSp2	2.3	0.36	1	1	0	1	1	1	0	1	1	1	0	0	-	2.66
		<b>35.0</b>															<b>33.07</b>

Program Components	Factor														
Skating Skills	1.00	7.25	7.00	6.75	7.25	7.25	6.50	6.00	6.75	7.25	7.00	7.25	7.00	-	7.04
Transition / Linking Footwork	1.00	7.00	6.50	6.75	7.00	7.00	5.75	5.00	6.50	6.75	7.25	7.00	6.50	-	6.79
Performance / Execution	1.00	7.50	6.25	7.00	7.25	7.00	6.25	6.00	6.50	7.00	7.25	7.25	6.75	-	6.96
Choreography / Composition	1.00	7.25	6.75	7.00	7.50	7.00	5.75	6.25	6.75	6.75	7.25	7.25	6.50	-	6.93
Interpretation	1.00	7.50	6.50	6.75	7.50	7.00	6.00	6.00	6.75	7.00	7.00	7.25	7.00	-	6.96
<b>Judges Total Program Component Score (factorized)</b>															<b>34.68</b>

<b>Deductions:</b>	Time Violation:	0.00	Music Violation:	0.00	Illegal Element:	0.00
	Costume & Prop violation:	0.00	Fall:	0.00		<b>0.00</b>

Rank	Name	NOC Code	Total Segment Score	Total Element Score	Program Component Score (factorized)	Total Deductions
			=	+	+	-
6	VAN DER PERREN Kevin	BEL	67.46	35.03	32.43	0.00

#	Executed Elements	Base Value	GOE	The Judges Panel (in random order)												Scores of Panel	
1	3A	7.5	0.00	0	0	0	0	0	0	0	0	0	0	0	0	-	7.50
2	3Lz+3T	10.0	0.00	1	1	0	0	0	-1	-1	0	1	0	0	0	-	10.00
3	FSSp2	2.3	0.29	0	1	0	0	1	1	0	1	1	0	0	1	-	2.59
4	CSIS2	3.1	0.21	1	0	1	1	1	0	0	0	0	0	1	0	-	3.31
5	3F	5.5	-1.14	-1	-1	-1	-1	-1	-2	-1	-2	-1	-1	-1	-1	-	4.36
6	CSSp1	1.5	0.00	0	0	0	0	0	-1	0	0	0	0	0	0	-	1.50
7	SIS2	3.1	0.21	1	0	1	1	1	0	0	0	0	0	0	1	-	3.31
8	CCoSp1	2.5	-0.04	0	-1	0	0	0	-1	0	0	0	-1	0	0	-	2.46
		<b>35.5</b>															<b>35.03</b>

Program Components	Factor														
Skating Skills	1.00	7.25	7.25	6.75	6.50	6.50	6.50	6.00	6.50	5.00	6.50	6.25	6.75	-	6.50
Transition / Linking Footwork	1.00	7.00	6.75	6.75	6.50	6.25	6.75	5.00	6.50	5.00	6.50	6.00	6.50	-	6.43
Performance / Execution	1.00	7.25	6.75	7.00	6.50	6.50	6.50	6.00	6.75	5.00	6.25	6.00	7.00	-	6.50
Choreography / Composition	1.00	7.25	7.00	7.00	6.25	6.50	6.50	6.00	6.50	5.25	6.25	6.00	6.50	-	6.36
Interpretation	1.00	7.25	7.25	7.00	6.75	6.75	6.75	5.50	6.75	5.00	6.50	6.25	6.75	-	6.64
<b>Judges Total Program Component Score (factorized)</b>															<b>32.43</b>

<b>Deductions:</b>	Time Violation:	0.00	Music Violation:	0.00	Illegal Element:	0.00
	Costume & Prop violation:	0.00	Fall:	0.00		<b>0.00</b>





JUDGES DETAILS PER SKATER

PALAVELA WED 26 JAN 2005

Rank	Name	NOC Code	Total Segment Score	Total Element Score	Program Score (factorized)	Component Score (factorized)	Total Deductions
			=	+		+	-
7	CHIPER Gheorghe	ROM	61.20	32.27		28.93	0.00

# Executed Elements	Base Value	GOE	The Judges Panel (in random order)												Scores of Panel		
1 3F+3T	9.5	0.00	0	0	0	0	0	-1	0	0	0	0	0	0	0	-	9.50
2 3A	7.5	-2.00	-2	-2	-1	-2	-2	-2	-3	-2	-2	-2	-2	-2	-	5.50	
3 FSSp1	2.0	0.00	0	0	0	0	0	0	0	0	1	0	0	0	-	2.00	
4 CiSt2	3.1	0.21	0	0	0	1	1	0	0	0	0	1	0	1	-	3.31	
5 3Lz	6.0	-2.29	-3	-3	-2	-2	-2	-3	-3	-3	-2	-2	-2	-3	-	3.71	
6 CSSp2	2.0	0.00	0	0	0	0	0	-1	1	0	0	0	0	0	-	2.00	
7 SiSt2	3.1	0.29	0	1	0	1	1	-1	1	0	1	1	0	1	-	3.39	
8 CCoSp1	2.5	0.36	0	0	0	1	1	0	0	1	1	1	1	0	-	2.86	
	<b>35.7</b>															<b>32.27</b>	

Program Components	Factor															
Skating Skills	1.00	5.50	5.00	5.50	6.00	6.00	6.00	5.50	5.75	6.25	6.00	5.50	6.00	5.75	-	5.82
Transition / Linking Footwork	1.00	5.50	4.75	5.25	5.75	6.00	5.50	5.50	5.75	6.00	5.50	5.75	5.50	-	5.68	
Performance / Execution	1.00	5.75	4.75	5.75	6.00	5.75	4.75	5.25	6.25	6.25	5.25	6.00	5.25	-	5.75	
Choreography / Composition	1.00	5.50	5.25	5.75	6.00	6.00	5.00	6.00	6.00	6.00	5.25	6.00	5.50	-	5.79	
Interpretation	1.00	5.75	5.00	5.75	6.50	6.00	5.25	5.50	6.25	6.00	5.25	6.00	6.00	-	5.89	
<b>Judges Total Program Component Score (factorized)</b>															<b>28.93</b>	

Deductions:	Time Violation:	0.00	Music Violation:	0.00	Illegal Element:	0.00
Costume & Prop violation:	0.00		Fall:	0.00		<b>0.00</b>

Rank	Name	NOC Code	Total Segment Score	Total Element Score	Program Score (factorized)	Component Score (factorized)	Total Deductions
			=	+		+	-
8	CONTESTI Samuel	FRA	60.06	33.42		26.64	0.00

# Executed Elements	Base Value	GOE	The Judges Panel (in random order)												Scores of Panel	
1 3A	7.5	0.71	0	1	1	1	1	1	1	0	0	1	0	1	-	8.21
2 3Lz+2T	7.3	0.00	0	0	0	0	0	0	0	0	1	0	0	0	-	7.30
3 FSSp1	2.0	0.14	1	0	1	1	1	0	0	-1	0	0	0	0	-	2.14
4 3F	5.5	-0.43	0	0	0	-1	-1	-2	-1	0	-1	0	0	0	-	5.07
5 CSSp2	2.0	0.00	0	0	1	0	0	-1	0	0	0	0	0	0	-	2.00
6 CiSt2	3.1	0.00	0	0	1	0	0	-1	1	0	0	0	0	0	-	3.10
7 CCoSp1	2.5	0.00	0	0	0	0	0	0	0	0	0	0	0	1	-	2.50
8 SiSt2	3.1	0.00	0	0	0	0	0	0	1	0	0	1	0	0	-	3.10
	<b>33.0</b>															<b>33.42</b>

Program Components	Factor														
Skating Skills	1.00	5.25	5.00	5.75	5.00	5.00	5.25	5.50	5.50	6.00	6.25	5.75	5.00	-	5.46
Transition / Linking Footwork	1.00	5.00	4.25	5.50	5.00	5.00	4.75	5.75	5.00	5.75	6.00	5.50	4.75	-	5.21
Performance / Execution	1.00	5.50	4.75	5.25	5.25	5.00	5.00	5.50	5.25	5.50	6.00	5.75	4.75	-	5.29
Choreography / Composition	1.00	5.25	5.00	5.25	5.50	5.00	5.00	6.00	5.00	5.50	6.00	5.75	4.75	-	5.29
Interpretation	1.00	5.25	4.75	5.50	5.75	5.00	4.75	5.50	5.25	5.50	6.25	5.75	5.00	-	5.39
<b>Judges Total Program Component Score (factorized)</b>															<b>26.64</b>

Deductions:	Time Violation:	0.00	Music Violation:	0.00	Illegal Element:	0.00
Costume & Prop violation:	0.00		Fall:	0.00		<b>0.00</b>



### JUDGES DETAILS PER SKATER

PALAVELA WED 26 JAN 2005

Rank	Name	NOC Code	Total Segment Score	Total Element Score	Program Score (factorized)	Component Score (factorized)	Total Deductions
			=	+		+	-
9	DAVYDOV Sergei	BLR	59.45	32.20		27.25	0.00

#	Executed Elements	Base Value	GOE	The Judges Panel (in random order)												Scores of Panel		
1	3A	7.5	-2.00	-2	-2	-2	-2	-2	-2	-2	-2	-2	-2	-2	-2	-2	-2	5.50
2	3Lz+3T	10.0	-0.57	0	-1	0	0	0	0	-1	-1	-1	-1	-1	0	-1	-	9.43
3	FSSp3	3.0	0.00	0	0	0	0	0	0	0	0	0	0	0	0	0	-	3.00
4	3F	5.5	-1.71	-1	-1	-2	-2	-2	-2	-1	-1	-1	-2	-2	-1	-	3.79	
5	CCSp1	1.5	0.00	0	-2	-1	0	0	0	0	0	0	0	1	0	-	1.50	
6	SIS2	3.1	0.14	0	0	0	1	0	-1	1	0	0	0	1	1	-	3.24	
7	CCoSp1	2.5	0.07	1	0	0	0	1	0	0	0	0	0	1	0	-	2.57	
8	CSIS2	3.1	0.07	1	0	0	1	1	0	0	0	0	0	0	0	-	3.17	
		<b>36.2</b>															<b>32.20</b>	

Program Components	Factor																
Skating Skills	1.00	5.75	5.75	5.00	6.00	5.50	6.00	6.25	5.50	4.75	5.25	6.00	6.00	-	5.61		
Transition / Linking Footwork	1.00	5.50	5.00	4.75	5.75	5.50	5.25	5.25	5.00	4.75	5.50	5.75	5.50	-	5.32		
Performance / Execution	1.00	5.50	5.00	5.00	5.75	5.25	5.50	5.75	5.50	5.00	5.50	6.00	5.75	-	5.46		
Choreography / Composition	1.00	5.75	5.25	5.00	5.50	5.50	5.50	5.50	5.50	5.00	5.25	5.75	5.75	-	5.43		
Interpretation	1.00	5.50	5.00	5.00	5.50	5.25	5.75	5.75	5.50	5.00	5.25	6.00	5.75	-	5.43		
<b>Judges Total Program Component Score (factorized)</b>																	<b>27.25</b>

<b>Deductions:</b>	Time Violation:	0.00	Music Violation:	0.00	Illegal Element:	0.00
	Costume & Prop violation:	0.00	Fall:	0.00		<b>0.00</b>

Rank	Name	NOC Code	Total Segment Score	Total Element Score	Program Score (factorized)	Component Score (factorized)	Total Deductions
			=	+		+	-
10	BERNTSSON Kristoffer	SWE	58.40	31.05		27.35	0.00

#	Executed Elements	Base Value	GOE	The Judges Panel (in random order)												Scores of Panel	
1	3A	7.5	0.00	0	0	0	0	0	-1	-1	0	0	0	0	0	-	7.50
2	3Lz+2T	7.3	-0.29	0	-1	0	0	0	-1	-1	-1	-1	0	0	0	-	7.01
3	FSSp2	2.3	0.00	0	0	1	0	0	0	0	0	0	0	0	-	2.30	
4	CSIS1	2.0	0.00	0	0	0	0	0	-1	-1	0	0	0	0	-	2.00	
5	3F	5.5	-0.86	-1	-1	0	-1	-1	-1	-2	0	-1	-1	-1	-	4.64	
6	CCoSp1	2.5	0.00	0	0	0	0	0	-1	-1	0	0	0	0	-	2.50	
7	SIS2	3.1	0.00	0	0	0	0	0	0	0	0	0	0	0	-	3.10	
8	CSSp2	2.0	0.00	0	0	0	0	0	0	0	0	0	0	0	-	2.00	
		<b>32.2</b>															<b>31.05</b>

Program Components	Factor																
Skating Skills	1.00	4.75	5.50	5.00	5.25	5.50	5.75	5.00	5.75	5.50	5.50	6.25	5.75	-	5.57		
Transition / Linking Footwork	1.00	4.75	5.00	4.75	5.00	5.25	6.00	4.50	5.25	5.25	5.50	6.00	5.50	-	5.39		
Performance / Execution	1.00	5.00	5.50	5.00	5.25	5.25	5.50	4.75	5.50	5.25	5.75	6.00	5.50	-	5.43		
Choreography / Composition	1.00	4.50	5.25	5.25	5.50	5.25	5.75	5.00	5.50	5.25	5.50	6.00	5.50	-	5.46		
Interpretation	1.00	4.75	5.00	5.00	5.25	5.25	5.75	4.75	5.75	5.25	5.75	6.25	5.50	-	5.50		
<b>Judges Total Program Component Score (factorized)</b>																	<b>27.35</b>

<b>Deductions:</b>	Time Violation:	0.00	Music Violation:	0.00	Illegal Element:	0.00
	Costume & Prop violation:	0.00	Fall:	0.00		<b>0.00</b>



JUDGES DETAILS PER SKATER

PALAVELA WED 26 JAN 2005

Rank	Name	NOC Code	Total Segment Score	Total Element Score	Program Component Score (factorized)	Total Deductions
			=	+	+	-
11	SMALUN Silvio	GER	56.56	29.67	26.89	0.00

# Executed Elements	Base Value	GOE	The Judges Panel (in random order)												Scores of Panel			
1 3A	7.5	0.00	1	0	0	0	0	0	0	0	0	0	0	0	0	0	0	7.50
2 3F+COMBO	5.5	-2.43	-2	-3	-1	-3	-3	-2	-2	-2	-2	-3	-2	-3	-	-	-	3.07
3 FSSp2	2.3	0.50	1	0	1	0	1	1	1	1	1	1	1	1	-	-	2.80	
4 CiSt2	3.1	0.07	0	0	0	1	1	0	1	0	0	0	0	0	-	-	3.17	
5 3Lz	6.0	-0.43	0	-1	0	0	0	-2	-1	-1	-1	1	-1	0	-	-	5.57	
6 SiSt2	3.1	0.07	0	0	0	1	0	0	1	0	0	1	0	0	-	-	3.17	
7 CCoSp1	2.5	-0.04	0	0	0	0	0	0	-1	0	0	-1	0	-1	-	-	2.46	
8 CCoSp1	1.5	0.43	0	0	1	1	1	1	0	0	1	0	1	1	-	-	1.93	
	<b>31.5</b>																<b>29.67</b>	

Program Components	Factor																
Skating Skills	1.00	6.00	5.00	5.75	4.75	4.75	5.75	5.00	5.00	6.00	5.50	6.00	5.00	-	-	-	5.39
Transition / Linking Footwork	1.00	5.75	4.75	6.00	4.50	4.75	6.00	5.50	4.50	5.75	5.50	5.75	5.00	-	-	-	5.32
Performance / Execution	1.00	6.00	5.50	6.00	4.75	5.00	6.25	5.25	4.50	6.00	5.25	6.00	5.00	-	-	-	5.43
Choreography / Composition	1.00	6.00	5.25	5.75	5.00	4.75	6.00	5.00	4.25	6.25	5.25	5.75	4.50	-	-	-	5.29
Interpretation	1.00	6.00	5.50	6.00	5.00	5.00	6.50	5.50	4.75	6.00	5.50	6.00	4.75	-	-	-	5.46
<b>Judges Total Program Component Score (factorized)</b>																	<b>26.89</b>

<b>Deductions:</b>	Time Violation:	0.00	Music Violation:	0.00	Illegal Element:	0.00	
	Costume & Prop violation:	0.00	Fall:	0.00			<b>0.00</b>

Rank	Name	NOC Code	Total Segment Score	Total Element Score	Program Component Score (factorized)	Total Deductions
			=	+	+	-
12	DAMBIER Frederic	FRA	54.81	26.20	30.61	2.00

# Executed Elements	Base Value	GOE	The Judges Panel (in random order)												Scores of Panel			
1 4S+2T	10.8	-1.00	-1	0	-1	-1	-1	-2	-1	-1	-1	-1	-1	-1	-1	-	-	9.80
2 2A	3.3	-2.10	-3	-3	-3	-3	-3	-3	-3	-3	-3	-3	-3	-3	-	-	1.20	
3 CCoSp1	2.5	0.36	0	1	0	1	1	-2	0	1	1	1	0	1	1	-	2.86	
4 SiSt2	3.1	0.00	0	0	0	0	0	0	1	0	0	1	0	0	-	-	3.10	
5 FSSp1	2.0	0.00	0	0	0	0	-1	0	0	0	0	0	0	0	-	-	2.00	
6 3F	5.5	-2.86	-3	-3	-2	-3	-2	-3	-3	-3	-3	-3	-3	-3	-	-	2.64	
7 CiSt2	3.1	0.00	0	0	0	0	0	0	0	0	0	0	0	1	-	-	3.10	
8 CCoSp1	1.5	0.00	0	0	0	0	0	0	0	0	0	0	0	0	-	-	1.50	
	<b>31.8</b>																<b>26.20</b>	

Program Components	Factor																
Skating Skills	1.00	5.75	6.00	6.25	6.00	6.25	6.00	5.75	6.25	6.00	6.50	6.00	6.75	-	-	-	6.18
Transition / Linking Footwork	1.00	5.75	5.25	6.00	5.75	6.00	5.50	5.50	6.00	5.75	6.50	5.75	6.25	-	-	-	5.93
Performance / Execution	1.00	5.75	5.25	6.00	6.00	6.00	5.25	4.75	6.50	6.25	6.75	5.75	6.25	-	-	-	6.11
Choreography / Composition	1.00	5.75	6.00	6.50	6.25	6.25	5.75	6.00	6.25	6.25	6.50	5.75	6.50	-	-	-	6.25
Interpretation	1.00	6.00	5.75	6.50	6.25	6.00	5.75	5.75	6.25	6.00	6.75	5.75	6.25	-	-	-	6.14
<b>Judges Total Program Component Score (factorized)</b>																	<b>30.61</b>

<b>Deductions:</b>	Time Violation:	0.00	Music Violation:	0.00	Illegal Element:	0.00	
	Costume & Prop violation:	0.00	Fall:	-2.00			<b>-2.00</b>



JUDGES DETAILS PER SKATER

PALAVELA WED 26 JAN 2005

Rank	Name	NOC Code	Total Segment Score	Total Element Score	Program Score (factorized)	Total Deductions
			=	+	+	-
13	OTHMAN Jamal	SUI	54.80	28.12	26.68	0.00

#	Executed Elements	Base Value	GOE	The Judges Panel (in random order)												Scores of Panel	
1	3F	5.5	-0.29	0	0	0	0	0	-1	-1	0	0	-1	-1	0	-	5.21
2	3Lz+2T	7.3	0.00	0	0	0	0	0	-1	-1	0	0	0	0	0	-	7.30
3	FCSp1	2.0	0.43	0	0	1	1	1	0	0	1	1	0	1	1	-	2.43
4	CSSp2	2.0	0.00	0	0	0	0	0	0	0	0	0	0	0	0	-	2.00
5	SIS1	2.0	0.00	0	1	0	0	0	0	0	0	0	0	0	0	-	2.00
6	2A	3.3	0.00	0	0	0	0	0	0	0	0	0	0	0	0	-	3.30
7	CiSt2	3.1	0.07	0	1	0	0	0	0	1	0	0	1	0	1	-	3.17
8	CCoSp1	2.5	0.21	1	0	1	1	1	2	-1	0	0	0	1	0	-	2.71
		<b>27.7</b>															<b>28.12</b>

Program Components	Factor															
Skating Skills	1.00	5.75	6.50	5.75	5.00	5.00	5.50	5.25	5.25	5.00	5.00	6.00	5.25	-	5.25	
Transition / Linking Footwork	1.00	5.75	6.25	5.75	5.00	5.00	6.50	5.00	5.00	5.00	5.25	6.00	4.75	-	5.29	
Performance / Execution	1.00	6.00	6.50	6.00	5.00	5.00	5.75	5.25	5.25	5.25	5.00	6.00	5.25	-	5.36	
Choreography / Composition	1.00	6.00	6.75	6.00	4.75	5.00	5.75	5.50	5.25	5.25	5.25	6.25	5.25	-	5.39	
Interpretation	1.00	6.00	6.75	6.00	4.75	4.75	5.50	5.00	5.50	5.25	5.25	6.25	5.50	-	5.39	
<b>Judges Total Program Component Score (factorized)</b>																<b>26.68</b>

Deductions:	Time Violation:	0.00	Music Violation:	0.00	Illegal Element:	0.00
Costume & Prop violation:	0.00		Fall:	0.00		<b>0.00</b>

Rank	Name	NOC Code	Total Segment Score	Total Element Score	Program Component Score (factorized)	Total Deductions
			=	+	+	-
14	MURVANIDZE Vakhtang	GEO	53.11	26.08	27.03	0.00

#	Executed Elements	Base Value	GOE	The Judges Panel (in random order)												Scores of Panel	
1	3A	7.5	0.00	0	0	0	0	0	-1	-1	0	0	1	0	0	-	7.50
2	3S+2T	5.8	-0.71	0	-1	0	0	0	-2	-2	-1	0	-2	-1	-1	-	5.09
3	FCSp2	2.3	0.21	1	0	1	1	1	0	1	0	0	0	1	0	-	2.51
4	1Lz	0.6	-0.30	-3	-3	-3	-3	-3	-3	-3	-3	-3	-3	-3	-3	-	0.30
5	SIS2	3.1	0.36	0	0	1	1	1	0	1	0	1	1	1	0	-	3.46
6	CCoSp2	3.0	0.43	1	0	1	1	2	1	1	1	0	0	1	1	-	3.43
7	CiSt1	2.0	0.00	0	0	0	0	0	0	1	0	0	0	0	0	-	2.00
8	CCSp1	1.5	0.29	1	0	0	1	1	-1	0	1	1	0	1	0	-	1.79
		<b>25.8</b>															<b>26.08</b>

Program Components	Factor															
Skating Skills	1.00	5.50	5.50	5.00	5.00	5.00	6.00	5.00	5.75	5.25	6.00	5.75	5.25	-	5.43	
Transition / Linking Footwork	1.00	5.00	4.75	4.75	5.25	5.00	5.50	4.75	5.50	5.25	5.75	5.50	5.25	-	5.32	
Performance / Execution	1.00	5.50	4.75	5.00	5.50	5.00	5.50	5.50	5.75	5.50	5.75	5.50	5.00	-	5.39	
Choreography / Composition	1.00	5.25	5.00	5.00	5.50	5.25	5.25	5.75	5.25	5.25	5.75	5.75	5.50	-	5.39	
Interpretation	1.00	5.25	5.25	5.00	5.75	5.50	5.50	6.00	5.75	5.25	6.00	5.75	5.00	-	5.50	
<b>Judges Total Program Component Score (factorized)</b>																<b>27.03</b>

Deductions:	Time Violation:	0.00	Music Violation:	0.00	Illegal Element:	0.00
Costume & Prop violation:	0.00		Fall:	0.00		<b>0.00</b>

### JUDGES DETAILS PER SKATER

PALAVELA WED 26 JAN 2005

Rank	Name	NOC Code	Total Segment Score	Total Element Score	Program Component Score (factorized)	Total Deductions
			=	+	+	-
15	SEROV Roman	ISR	52.37	27.09	26.28	1.00

# Executed Elements	Base Value	GOE	The Judges Panel (in random order)												Scores of Panel		
1 3F+3T	9.5	0.00	0	0	0	0	0	-1	0	0	0	0	0	0	1	-	9.50
2 2A	3.3	-2.10	-3	-3	-3	-3	-3	-3	-3	-3	-3	-3	-3	-3	-3	-	1.20
3 FSSp1	2.0	0.00	0	0	0	0	0	0	-1	0	0	0	0	0	1	-	2.00
4 SiSt1	2.0	0.00	0	0	0	0	0	0	0	0	0	0	0	0	0	-	2.00
5 3Lz	6.0	-1.43	0	-2	-1	0	0	-2	-1	-2	-2	-1	-2	-2	-	4.57	
6 CCoSp1	1.5	0.36	1	0	1	1	1	0	0	1	0	0	1	1	-	1.86	
7 CiSt2	3.1	0.00	1	0	0	0	0	0	0	0	0	0	0	0	-	3.10	
8 CCoSp1	2.5	0.36	1	1	1	1	1	0	0	1	0	-1	1	1	-	2.86	
	<b>29.9</b>															<b>27.09</b>	

Program Components	Factor														
Skating Skills	1.00	6.00	5.50	5.50	5.50	4.75	5.75	5.00	6.00	5.00	4.75	6.00	5.25	-	5.39
Transition / Linking Footwork	1.00	5.50	5.00	5.00	5.25	4.50	6.00	4.75	5.75	4.75	4.50	5.75	5.00	-	5.14
Performance / Execution	1.00	5.75	5.25	5.00	5.50	4.50	5.50	5.00	5.75	5.00	4.75	6.00	5.25	-	5.25
Choreography / Composition	1.00	5.75	5.75	4.75	5.50	4.50	5.75	5.00	5.50	5.00	4.75	6.00	5.50	-	5.25
Interpretation	1.00	5.75	5.25	5.00	5.75	4.50	5.75	4.75	5.75	4.75	4.50	6.00	5.25	-	5.25
<b>Judges Total Program Component Score (factorized)</b>															<b>26.28</b>

Deductions:	Time Violation:	0.00	Music Violation:	0.00	Illegal Element:	0.00
Costume & Prop violation:	0.00		Fall:	-1.00		<b>-1.00</b>

Rank	Name	NOC Code	Total Segment Score	Total Element Score	Program Component Score (factorized)	Total Deductions
			=	+	+	-
16	ZIVANOVIC Trifun	SCG	51.29	28.36	22.93	0.00

# Executed Elements	Base Value	GOE	The Judges Panel (in random order)												Scores of Panel	
1 2F+3T	5.7	-0.14	0	0	0	0	0	-1	0	0	0	-2	0	0	-	5.56
2 3A	7.5	-1.00	-1	-1	0	-1	-1	-2	-2	-1	-1	-1	-1	-1	-	6.50
3 FSSp2	2.3	0.00	0	0	0	0	0	0	0	-1	0	0	0	0	-	2.30
4 CiSt1	2.0	0.00	0	0	0	0	0	0	0	0	0	0	0	0	-	2.00
5 3Lz	6.0	0.00	0	0	0	0	0	-1	-1	0	0	0	0	0	-	6.00
6 SiSt1	2.0	0.00	0	0	0	0	1	0	0	0	0	0	0	0	-	2.00
7 CCoSp1	1.5	0.00	0	0	0	0	0	0	0	0	0	0	0	1	-	1.50
8 CCoSp1	2.5	0.00	0	0	0	0	0	0	0	0	0	0	0	0	-	2.50
	<b>29.5</b>															<b>28.36</b>

Program Components	Factor														
Skating Skills	1.00	4.75	4.25	5.00	4.25	4.50	5.75	4.75	4.50	4.25	5.00	4.75	4.75	-	4.68
Transition / Linking Footwork	1.00	4.50	4.00	4.75	4.00	4.25	5.75	4.75	4.00	4.25	4.75	4.25	4.50	-	4.39
Performance / Execution	1.00	4.75	4.00	5.00	4.25	4.50	5.50	5.00	4.50	4.50	5.00	4.50	4.75	-	4.68
Choreography / Composition	1.00	4.50	4.50	4.75	4.00	4.25	5.50	5.00	4.25	4.25	5.00	4.50	4.75	-	4.54
Interpretation	1.00	4.75	4.00	4.75	4.50	4.25	5.75	4.75	4.50	4.50	5.25	4.50	4.50	-	4.64
<b>Judges Total Program Component Score (factorized)</b>															<b>22.93</b>

Deductions:	Time Violation:	0.00	Music Violation:	0.00	Illegal Element:	0.00
Costume & Prop violation:	0.00		Fall:	0.00		<b>0.00</b>

### JUDGES DETAILS PER SKATER

PALAVELA WED 26 JAN 2005

Rank	Name	NOC Code	Total Segment Score =	Total Element Score +	Program Component Score (factorized) +	Total Deductions -
17	PFEIFER Viktor	AUT	50.85	28.67	22.18	0.00

#	Executed Elements	Base Value	GOE	The Judges Panel (in random order)											Scores of Panel		
1	3F	5.5	0.14	0	0	0	0	0	0	1	0	0	1	1	0	-	5.64
2	3Lz+3T	10.0	0.00	0	0	0	0	0	0	0	0	0	1	0	0	-	10.00
3	SeSt1	2.0	0.00	0	0	0	0	0	0	0	0	0	0	0	0	-	2.00
4	2A	3.3	0.00	0	0	0	0	0	0	0	0	0	0	0	0	-	3.30
5	CCoSp1	2.5	0.00	0	0	0	0	0	-1	0	0	0	0	1	0	-	2.50
6	FCSp1	2.0	-0.34	-1	-2	-1	-1	-1	-2	-2	-2	-1	-1	-1	-1	-	1.66
7	CiSt1	2.0	0.00	0	0	0	0	0	-1	0	0	0	0	0	0	-	2.00
8	CSSp1	1.5	0.07	0	0	0	0	1	-1	-1	0	0	0	0	1	-	1.57
		<b>28.8</b>															<b>28.67</b>

Program Components	Factor														
Skating Skills	1.00	4.75	5.00	3.75	4.25	4.25	4.75	4.75	4.25	4.75	5.00	5.50	4.25	-	4.50
Transition / Linking Footwork	1.00	4.50	4.75	4.00	4.00	4.00	4.75	4.50	3.75	4.75	5.00	5.25	4.00	-	4.36
Performance / Execution	1.00	4.75	4.75	4.00	4.00	4.00	5.00	4.75	4.00	4.75	5.25	5.50	4.50	-	4.50
Choreography / Composition	1.00	4.75	5.00	4.00	4.00	4.00	4.75	5.00	4.00	4.75	5.00	5.50	4.00	-	4.36
Interpretation	1.00	4.75	4.75	3.75	4.25	4.00	4.75	4.25	4.25	4.75	5.25	5.25	4.00	-	4.46
<b>Judges Total Program Component Score (factorized)</b>															<b>22.18</b>

Deductions:	Time Violation:	0.00	Music Violation:	0.00	Illegal Element:	0.00
Costume & Prop violation:	0.00		Fall:	0.00		<b>0.00</b>

Rank	Name	NOC Code	Total Segment Score =	Total Element Score +	Program Component Score (factorized) +	Total Deductions -
18	LEZIN Andrei	RUS	50.68	24.97	25.71	0.00

#	Executed Elements	Base Value	GOE	The Judges Panel (in random order)											Scores of Panel		
1	2A	3.3	0.00	0	0	0	0	0	-2	0	0	0	0	0	0	-	3.30
2	3F+2T	6.8	0.00	0	0	0	0	0	-1	0	0	0	0	0	0	-	6.80
3	FSSp1	2.0	-0.04	0	0	0	0	0	-1	0	0	0	-1	0	0	-	1.96
4	3Lz	6.0	-1.14	-1	-1	-1	-2	-1	-2	-2	-1	-1	-1	-1	-1	-	4.86
5	SiSt1	2.0	0.00	0	0	0	0	0	0	0	0	0	1	0	0	-	2.00
6	CCoSp1	2.5	0.14	0	1	0	1	1	0	0	0	0	1	0	0	-	2.64
7	CiSt1	2.0	0.00	0	0	0	0	0	-1	0	0	0	0	0	0	-	2.00
8	CSSp1	1.5	-0.09	0	0	0	0	0	-1	-1	0	-1	-1	0	0	-	1.41
		<b>26.1</b>															<b>24.97</b>

Program Components	Factor														
Skating Skills	1.00	5.25	5.25	4.75	5.00	4.75	5.50	4.75	5.50	4.75	5.50	5.75	5.75	-	5.25
Transition / Linking Footwork	1.00	4.75	4.50	4.50	4.75	4.50	5.75	5.00	5.00	4.75	5.25	5.50	5.25	-	5.00
Performance / Execution	1.00	5.25	4.75	4.75	4.75	4.50	5.50	4.75	5.50	5.00	5.50	5.50	5.25	-	5.18
Choreography / Composition	1.00	5.25	5.00	4.75	4.50	4.50	5.50	5.25	5.50	5.00	5.25	5.75	5.50	-	5.14
Interpretation	1.00	5.25	5.00	4.50	4.50	4.50	5.75	5.00	5.75	5.00	5.25	5.50	5.50	-	5.14
<b>Judges Total Program Component Score (factorized)</b>															<b>25.71</b>

Deductions:	Time Violation:	0.00	Music Violation:	0.00	Illegal Element:	0.00
Costume & Prop violation:	0.00		Fall:	0.00		<b>0.00</b>

JUDGES DETAILS PER SKATER

PALAVELA WED 26 JAN 2005

Rank	Name	NOC Code	Total Segment Score	Total Element Score	Program Score (factorized)	Component Score (factorized)	Total Deductions
			=	+		+	-
19	RAKOWSKI Lukas	CZE	50.32	26.50		23.82	0.00

#	Executed Elements	Base Value	GOE	The Judges Panel (in random order)												Scores of Panel		
1	3F+2T	6.8	0.00	0	0	0	0	0	-1	-1	0	0	0	0	0	0	-	6.80
2	3Lz	6.0	-0.71	0	-2	0	0	0	-2	-2	-2	-1	-1	-1	0	-	5.29	
3	CCoSp1	2.5	0.50	1	1	1	1	1	1	1	1	1	1	1	1	-	3.00	
4	CCSp1	1.5	0.00	-1	-1	0	0	0	0	0	0	0	-1	0	0	-	1.50	
5	SIS1	2.0	0.21	0	0	0	1	1	0	0	0	1	1	0	0	-	2.21	
6	2A	3.3	0.00	0	0	0	0	0	0	0	0	0	0	0	0	-	3.30	
7	CS1	2.0	0.07	0	0	0	1	1	-1	0	0	0	0	0	0	-	2.07	
8	FSSp2	2.3	0.03	0	-1	1	0	0	-1	-1	0	1	0	0	-1	-	2.33	
		<b>26.4</b>															<b>26.50</b>	

Program Components	Factor														
Skating Skills	1.00	5.00	4.50	4.75	5.00	4.75	4.75	5.25	5.00	4.75	5.00	4.50	4.25	-	4.79
Transition / Linking Footwork	1.00	4.75	4.00	4.75	4.75	4.75	5.25	5.25	4.50	4.75	5.25	4.25	4.00	-	4.71
Performance / Execution	1.00	4.75	4.50	4.50	4.75	4.75	4.75	5.25	4.75	5.00	5.00	4.50	4.50	-	4.71
Choreography / Composition	1.00	4.75	4.75	4.75	5.00	4.75	5.25	5.00	4.75	4.75	5.25	4.25	4.25	-	4.79
Interpretation	1.00	4.75	4.50	4.75	5.00	4.75	5.25	4.75	5.00	4.75	5.25	4.25	4.25	-	4.82
<b>Judges Total Program Component Score (factorized)</b>															<b>23.82</b>

<b>Deductions:</b>	Time Violation:	0.00	Music Violation:	0.00	Illegal Element:	0.00
	Costume & Prop violation:	0.00	Fall:	0.00		<b>0.00</b>

Rank	Name	NOC Code	Total Segment Score	Total Element Score	Program Score (factorized)	Component Score (factorized)	Total Deductions
			=	+		+	-
20	HAMER John	GBR	49.56	25.39		24.17	0.00

#	Executed Elements	Base Value	GOE	The Judges Panel (in random order)												Scores of Panel	
1	3F	5.5	0.14	1	-1	1	0	0	-1	1	0	0	1	0	0	-	5.64
2	FSSp1	2.0	-0.09	0	0	0	0	0	-1	0	0	0	-1	1	-1	-	1.91
3	2Lz+3T	5.9	0.00	0	0	0	0	0	0	0	0	0	0	0	0	-	5.90
4	CS1	2.0	0.29	1	0	0	1	1	0	1	1	0	0	1	1	-	2.29
5	2A	3.3	0.00	0	0	0	0	0	0	0	0	0	0	0	0	-	3.30
6	CCoSp1	2.5	-0.04	0	0	0	0	0	-1	-1	0	0	-1	0	0	-	2.46
7	SIS1	2.0	-0.04	0	-1	0	0	0	0	-1	0	0	-1	0	-1	-	1.96
8	CSSp1	1.5	0.43	1	1	1	1	1	1	1	1	1	0	0	1	-	1.93
		<b>24.7</b>															<b>25.39</b>

Program Components	Factor														
Skating Skills	1.00	5.50	5.25	5.00	4.50	4.25	5.75	5.25	5.25	5.00	5.25	5.50	4.50	-	5.00
Transition / Linking Footwork	1.00	5.25	4.75	4.75	4.25	4.00	5.75	4.50	4.75	5.00	5.25	5.00	4.25	-	4.75
Performance / Execution	1.00	5.50	5.00	5.00	4.50	4.00	5.50	5.25	5.00	5.00	5.50	5.25	4.00	-	4.89
Choreography / Composition	1.00	5.25	5.25	4.75	4.50	4.00	5.50	5.00	4.75	4.75	5.25	5.00	4.00	-	4.71
Interpretation	1.00	5.25	4.75	5.00	4.25	4.00	5.75	5.00	5.00	4.75	5.50	5.25	4.00	-	4.82
<b>Judges Total Program Component Score (factorized)</b>															<b>24.17</b>

<b>Deductions:</b>	Time Violation:	0.00	Music Violation:	0.00	Illegal Element:	0.00
	Costume & Prop violation:	0.00	Fall:	0.00		<b>0.00</b>

JUDGES DETAILS PER SKATER

PALAVELA WED 26 JAN 2005

Rank	Name	NOC Code	Total Segment Score	Total Element Score	Program Component Score (factorized)	Total Deductions
			=	+	+	-
21	NURMENKARI Ari-Pekka	FIN	49.36	24.93	24.43	0.00

#	Executed Elements	Base Value	GOE	The Judges Panel (in random order)											Scores of Panel		
1	3Lz+2T	7.3	-1.00	-1	0	-1	-1	-1	-1	-1	-2	-1	-1	-1	-1	-	6.30
2	3F	5.5	-0.71	0	0	0	0	0	-2	-2	-1	-1	-1	-1	-	4.79	
3	FCSp2	2.3	0.03	0	-1	0	1	1	-1	-1	-1	0	0	0	-	2.33	
4	CiSt1	2.0	0.00	0	0	0	0	0	-1	0	0	0	0	0	-	2.00	
5	2A	3.3	0.14	0	1	1	0	0	0	0	0	0	0	1	-	3.44	
6	CSSp1	1.5	0.00	0	0	0	0	0	-1	0	0	0	0	0	-	1.50	
7	SiSt1	2.0	0.00	0	0	0	1	0	0	0	0	0	0	0	-	2.00	
8	CCoSp1	2.5	0.07	0	1	0	1	1	0	0	0	0	0	0	-	2.57	
		<b>26.4</b>														<b>24.93</b>	

Program Components	Factor														
Skating Skills	1.00	4.50	6.00	5.00	5.00	4.75	4.50	5.75	5.00	4.50	5.50	4.50	5.25	-	4.86
Transition / Linking Footwork	1.00	4.50	5.50	5.00	5.00	4.50	4.75	4.50	4.50	4.50	5.50	4.25	5.00	-	4.75
Performance / Execution	1.00	4.75	5.25	5.25	5.25	4.50	4.50	5.25	4.75	5.00	5.25	4.50	5.25	-	4.93
Choreography / Composition	1.00	4.75	5.00	5.00	5.50	4.75	4.75	5.25	4.50	4.75	5.50	4.25	5.00	-	4.89
Interpretation	1.00	4.75	5.50	5.25	5.50	4.75	4.50	4.75	5.00	4.75	5.50	4.50	5.25	-	5.00
<b>Judges Total Program Component Score (factorized)</b>															<b>24.43</b>

<b>Deductions:</b>	Time Violation:	0.00	Music Violation:	0.00	Illegal Element:	0.00	
	Costume & Prop violation:	0.00	Fall:	0.00			<b>0.00</b>

Rank	Name	NOC Code	Total Segment Score	Total Element Score	Program Component Score (factorized)	Total Deductions
			=	+	+	-
22	LIEBERS Martin	GER	48.21	25.53	22.68	0.00

#	Executed Elements	Base Value	GOE	The Judges Panel (in random order)											Scores of Panel		
1	3Lz+2T	7.3	-1.00	-1	-1	-1	0	0	0	-2	-2	-1	-1	-2	-2	-	6.30
2	3F	5.5	0.14	0	0	1	0	0	-1	-1	0	0	1	0	0	-	5.64
3	FCSp1	2.0	0.00	0	-1	1	0	0	0	0	0	0	0	0	0	-	2.00
4	CiSt1	2.0	0.00	0	0	0	0	0	0	0	0	0	0	0	0	-	2.00
5	2A	3.3	0.29	0	1	1	0	0	-1	0	0	1	1	0	0	-	3.59
6	CCoSp1	2.5	0.00	0	0	0	0	0	-1	-1	0	0	1	0	0	-	2.50
7	SiSt1	2.0	0.00	0	0	0	0	0	-1	0	0	0	0	0	0	-	2.00
8	CSSp1	1.5	0.00	0	0	0	0	0	0	0	0	0	0	0	0	-	1.50
		<b>26.1</b>															<b>25.53</b>

Program Components	Factor														
Skating Skills	1.00	4.75	5.75	4.75	4.50	4.50	6.00	5.00	4.50	4.00	5.75	4.75	4.75	-	4.79
Transition / Linking Footwork	1.00	4.50	5.50	4.75	4.00	4.25	5.00	4.75	4.00	4.00	6.50	4.50	4.50	-	4.43
Performance / Execution	1.00	4.75	5.25	4.25	4.25	4.25	5.25	5.00	4.00	4.25	6.00	4.75	4.50	-	4.50
Choreography / Composition	1.00	4.50	5.50	4.50	4.50	4.25	5.25	4.75	4.25	4.00	6.25	4.50	4.25	-	4.50
Interpretation	1.00	4.50	5.25	4.25	4.50	4.25	5.25	4.75	4.25	4.00	6.25	4.50	4.25	-	4.46
<b>Judges Total Program Component Score (factorized)</b>															<b>22.68</b>

<b>Deductions:</b>	Time Violation:	0.00	Music Violation:	0.00	Illegal Element:	0.00	
	Costume & Prop violation:	0.00	Fall:	0.00			<b>0.00</b>



### JUDGES DETAILS PER SKATER

PALAVELA WED 26 JAN 2005

Rank	Name	NOC Code	Total Segment Score	Total Element Score	Program Component Score (factorized)	Total Deductions
			=	+	+	-
23	DANILCHENKO Vitali	UKR	47.93	23.44	24.49	0.00

#	Executed Elements	Base Value	GOE	The Judges Panel (in random order)												Scores of Panel	
1	3A+COMBO	7.5	-2.71	-3	-3	-2	-3	-3	-2	-3	-3	-3	-3	-3	-2	-	4.79
2	3Lz	6.0	-0.71	0	-1	0	0	0	-2	-2	-2	0	-1	-1	-1	-	5.29
3	2A	3.3	0.00	0	1	0	0	0	-1	1	1	0	0	0	0	-	3.30
4	FCSp1	2.0	-0.13	-1	0	-1	0	0	-1	0	-1	0	-2	0	0	-	1.87
5	SIS1	2.0	0.00	0	1	0	0	0	0	0	0	0	0	0	0	-	2.00
6	CCSp1	1.5	-0.09	-1	-1	-1	0	0	-1	-2	0	0	-1	1	0	-	1.41
7	CiSt1	2.0	0.14	0	0	0	1	1	1	1	0	0	0	0	0	-	2.14
8	CCoSp1	2.5	0.14	0	1	0	0	1	0	0	1	0	-1	0	1	-	2.64
		<b>26.8</b>															<b>23.44</b>

Program Components	Factor															
Skating Skills	1.00	5.00	5.75	4.50	4.75	4.75	6.00	5.50	5.25	5.00	4.50	5.75	4.75	-	4.96	
Transition / Linking Footwork	1.00	4.75	5.25	4.50	4.50	4.50	5.75	5.25	4.75	5.00	4.50	5.50	4.50	-	4.75	
Performance / Execution	1.00	5.25	5.25	4.75	4.75	4.50	5.50	5.50	5.00	5.00	4.75	5.75	5.00	-	4.96	
Choreography / Composition	1.00	5.00	5.50	4.25	5.00	4.50	5.75	6.00	4.75	5.00	4.50	5.50	4.75	-	4.86	
Interpretation	1.00	5.25	5.75	4.25	5.00	4.75	6.00	5.50	5.00	5.00	4.75	5.50	4.75	-	4.96	
<b>Judges Total Program Component Score (factorized)</b>																<b>24.49</b>

<b>Deductions:</b>	Time Violation:	0.00	Music Violation:	0.00	Illegal Element:	0.00
	Costume & Prop violation:	0.00	Fall:	0.00		<b>0.00</b>

Rank	Name	NOC Code	Total Segment Score	Total Element Score	Program Component Score (factorized)	Total Deductions
			=	+	+	-
24	SVIATKO Juraj	SVK	47.14	25.43	21.71	0.00

#	Executed Elements	Base Value	GOE	The Judges Panel (in random order)												Scores of Panel	
1	3Lz+3T	10.0	-2.00	-2	-2	-2	-1	-2	-2	-2	-2	-2	-2	-3	-2	-	8.00
2	3F	5.5	-1.29	-1	-1	0	-1	-1	-2	-2	-1	-2	-1	-1	-	4.21	
3	2A	3.3	-0.10	0	0	0	0	0	-1	-1	0	0	0	-1	-	3.20	
4	FCSp1	2.0	-0.09	-1	-1	0	1	0	-1	-1	0	0	-1	0	-1	-	1.91
5	CiSt1	2.0	0.00	0	0	0	0	1	0	0	0	0	0	0	0	-	2.00
6	CSSp1	1.5	0.07	0	0	0	0	0	0	1	0	0	1	0	1	-	1.57
7	SIS1	2.0	0.21	0	0	0	1	1	1	0	0	0	1	0	0	-	2.21
8	CCoSp1	2.5	-0.17	0	-1	-1	-1	-1	-1	-1	0	0	-1	0	0	-	2.33
		<b>28.8</b>															<b>25.43</b>

Program Components	Factor															
Skating Skills	1.00	4.00	3.75	4.50	4.25	4.25	5.50	4.00	4.50	3.75	5.25	4.25	4.25	-	4.46	
Transition / Linking Footwork	1.00	4.00	3.50	4.25	4.25	4.00	5.00	3.75	4.25	4.00	5.00	4.00	3.75	-	4.25	
Performance / Execution	1.00	4.25	3.75	4.75	4.50	4.00	4.75	4.00	4.50	4.00	5.25	4.00	4.00	-	4.36	
Choreography / Composition	1.00	4.25	4.00	4.75	4.50	4.25	0.50	4.00	4.25	4.00	5.00	4.00	3.75	-	4.21	
Interpretation	1.00	4.25	4.00	4.75	4.75	4.25	4.75	4.25	4.25	4.00	5.25	4.25	4.00	-	4.43	
<b>Judges Total Program Component Score (factorized)</b>																<b>21.71</b>

<b>Deductions:</b>	Time Violation:	0.00	Music Violation:	0.00	Illegal Element:	0.00
	Costume & Prop violation:	0.00	Fall:	0.00		<b>0.00</b>

JUDGES DETAILS PER SKATER

PALAVELA WED 26 JAN 2005

Rank	Name	NOC Code	Total Segment Score	Total Element Score	Program Score (factorized)	Component Score (factorized)	Total Deductions
			=	+		+	-
25	DOBROKHODOV Andrei	AZE	46.33	25.15		22.18	1.00

#	Executed Elements	Base Value	GOE	The Judges Panel (in random order)												Scores of Panel	
1	3A	7.5	-2.00	-2	-2	-2	-2	-2	-2	-3	-2	-2	-2	-2	-2	-	5.50
2	3Lz	6.0	-3.00	-3	-3	-3	-3	-3	-3	-3	-3	-3	-3	-3	-3	-	3.00
3	SiSt1	2.0	0.00	0	0	0	0	0	0	0	0	0	0	0	0	-	2.00
4	FCSp1	2.0	0.00	0	0	0	0	0	-1	0	0	0	0	1	0	-	2.00
5	3F+2T	6.8	-0.29	0	0	0	0	0	-1	0	0	-1	-1	0	0	-	6.51
6	CSSp1	1.5	0.00	0	0	0	0	0	-1	0	0	0	0	0	0	-	1.50
7	SeSt1	2.0	0.00	0	0	0	0	0	-1	0	0	0	0	0	0	-	2.00
8	CCoSp1	2.5	0.14	1	0	0	0	1	-1	0	0	0	0	1	1	-	2.64
		<b>30.3</b>															<b>25.15</b>

Program Components	Factor														
Skating Skills	1.00	5.25	5.00	4.75	4.25	4.25	5.00	4.25	4.50	4.75	4.75	5.00	4.25	-	4.61
Transition / Linking Footwork	1.00	5.00	4.50	4.50	4.00	4.00	4.50	3.75	4.00	4.75	4.50	4.50	3.75	-	4.29
Performance / Execution	1.00	5.25	4.75	4.75	4.25	4.00	4.50	4.00	4.25	4.50	4.50	4.75	4.00	-	4.39
Choreography / Composition	1.00	5.25	5.00	4.75	4.50	4.25	4.25	4.25	4.25	4.75	4.50	4.75	4.25	-	4.46
Interpretation	1.00	5.25	4.50	4.75	4.50	4.25	4.50	3.75	4.25	4.50	4.25	4.75	4.00	-	4.43
<b>Judges Total Program Component Score (factorized)</b>															<b>22.18</b>

<b>Deductions:</b>	Time Violation:	0.00	Music Violation:	0.00	Illegal Element:	0.00
	Costume & Prop violation:	0.00	Fall:	-1.00		-1.00

Rank	Name	NOC Code	Total Segment Score	Total Element Score	Program Score (factorized)	Component Score (factorized)	Total Deductions
			=	+		+	-
26	URBAS Gregor	SLO	45.00	21.78		23.22	0.00

#	Executed Elements	Base Value	GOE	The Judges Panel (in random order)												Scores of Panel	
1	3A	7.5	-2.00	-2	-2	-2	-2	-2	-2	-2	-2	-2	-2	-2	-2	-	5.50
2	2Lz+COMBO	1.9	-0.83	-2	-3	-3	-3	-3	-3	-3	-2	-2	-3	-2	-2	-	1.07
3	FSSp2	2.3	-0.09	0	0	0	0	0	-1	0	-1	0	0	-1	0	-	2.21
4	CISt1	2.0	0.00	0	0	0	0	0	0	0	0	0	0	0	0	-	2.00
5	3F	5.5	-0.57	0	-1	-1	-1	-1	-2	0	0	0	-1	0	0	-	4.93
6	SISt1	2.0	0.00	0	-1	0	0	0	-1	0	0	0	0	0	0	-	2.00
7	CCoSp1	2.5	0.00	0	0	0	0	0	0	-1	0	0	-1	0	0	-	2.50
8	CSSp1	1.5	0.07	0	0	0	0	1	-1	-1	0	1	0	0	0	-	1.57
		<b>25.2</b>															<b>21.78</b>

Program Components	Factor														
Skating Skills	1.00	5.00	4.75	4.75	4.25	4.50	5.00	4.75	4.75	5.00	4.75	5.50	4.50	-	4.75
Transition / Linking Footwork	1.00	4.75	4.50	4.75	4.00	4.25	5.25	4.25	4.25	4.75	4.50	5.25	4.00	-	4.54
Performance / Execution	1.00	5.00	4.25	4.75	4.25	4.25	5.00	4.50	4.50	5.00	4.75	5.25	4.25	-	4.64
Choreography / Composition	1.00	5.25	4.75	4.50	4.25	4.25	5.25	4.50	4.25	5.00	4.75	5.00	4.50	-	4.61
Interpretation	1.00	5.00	4.25	4.75	4.25	4.25	5.25	4.00	4.75	4.75	4.75	5.25	4.25	-	4.68
<b>Judges Total Program Component Score (factorized)</b>															<b>23.22</b>

<b>Deductions:</b>	Time Violation:	0.00	Music Violation:	0.00	Illegal Element:	0.00
	Costume & Prop violation:	0.00	Fall:	0.00		0.00



### JUDGES DETAILS PER SKATER

PALAVELA WED 26 JAN 2005

Rank	Name	NOC Code	Total Segment Score =	Total Element Score +	Program Component Score (factorized) +	Total Deductions -
29	TOTH Zoltan	HUN	43.64	22.29	21.35	0.00

#	Executed Elements	Base Value	GOE	The Judges Panel (in random order)											Scores of Panel		
1	2A	3.3	0.00	0	0	0	0	0	1	0	0	0	0	0	-1	-	3.30
2	3F+3T	9.5	-1.43	-1	-1	-1	-2	-1	-1	-2	-2	-2	-1	-1	-2	-	8.07
3	CCoSp1	2.5	0.00	0	0	0	0	0	0	0	-2	0	0	0	1	-	2.50
4	2Lz	1.9	-1.00	-3	-3	-3	-3	-3	-3	-3	-3	-3	-3	-3	-3	-	0.90
5	SIS1	2.0	0.29	0	0	0	1	1	1	1	1	0	0	1	0	-	2.29
6	CSSp2	2.0	0.00	0	0	0	0	0	0	0	-1	0	0	0	0	-	2.00
7	CiSt1	2.0	-0.43	-2	-2	-1	-1	-1	-2	-2	0	-2	-2	-2	-1	-	1.57
8	FSSp1	2.0	-0.34	-1	-2	-1	-1	-1	-2	-1	-1	-1	-2	-1	-1	-	1.66
		<b>25.2</b>													<b>22.29</b>		

**Program Components**

Program Components	Factor															
Skating Skills	1.00	4.00	4.75	4.50	4.25	3.75	4.50	5.00	4.25	4.25	5.00	4.25	4.50	-	4.36	
Transition / Linking Footwork	1.00	4.00	4.25	4.50	4.00	3.50	4.50	4.50	4.00	4.00	4.75	4.00	4.00	-	4.14	
Performance / Execution	1.00	4.50	4.50	4.50	4.00	3.50	4.00	4.75	4.00	4.25	4.50	4.00	4.25	-	4.14	
Choreography / Composition	1.00	4.50	4.75	4.50	4.25	3.75	4.75	5.00	4.00	4.25	5.25	4.25	4.25	-	4.32	
Interpretation	1.00	4.25	4.75	4.75	4.50	3.75	4.50	4.75	4.25	4.25	4.75	4.25	4.25	-	4.39	
<b>Judges Total Program Component Score (factorized)</b>																<b>21.35</b>

Deductions:	Time Violation:	0.00	Music Violation:	0.00	Illegal Element:	0.00
Costume & Prop violation:	0.00		Fall:	0.00		<b>0.00</b>

Rank	Name	NOC Code	Total Segment Score =	Total Element Score +	Program Component Score (factorized) +	Total Deductions -
30	REKLYS Aidas	LTU	42.22	22.14	20.08	0.00

#	Executed Elements	Base Value	GOE	The Judges Panel (in random order)											Scores of Panel		
1	3Lz+COMBO	6.0	-2.29	-2	-3	-2	-2	-2	-3	-2	-2	-2	-3	-3	-2	-	3.71
2	3F	5.5	-0.29	0	0	0	0	0	-2	0	0	0	-1	0	-1	-	5.21
3	FCSp1	2.0	-0.13	-1	-2	-1	0	0	-1	-2	0	0	-1	-1	0	-	1.87
4	CiSt1	2.0	0.00	0	0	0	0	0	-1	0	0	0	0	0	0	-	2.00
5	2A	3.3	0.14	0	0	0	1	1	-1	0	0	0	0	0	0	-	3.44
6	CSSp1	1.5	0.00	0	0	0	0	0	0	0	0	0	0	0	0	-	1.50
7	SIS1	2.0	-0.09	0	0	0	0	0	0	0	0	-1	-1	-1	0	-	1.91
8	CCoSp1	2.5	0.00	0	0	0	0	0	0	-1	-1	0	0	0	0	-	2.50
		<b>24.8</b>													<b>22.14</b>		

**Program Components**

Program Components	Factor															
Skating Skills	1.00	4.25	4.75	4.00	4.25	4.00	3.75	3.75	4.50	4.00	4.00	4.00	4.50	-	4.11	
Transition / Linking Footwork	1.00	4.00	4.00	4.25	4.00	3.75	3.50	3.75	4.00	3.75	4.00	3.50	4.25	-	3.89	
Performance / Execution	1.00	4.50	4.25	4.25	4.00	4.00	3.75	3.75	4.25	4.00	4.00	3.75	4.50	-	4.04	
Choreography / Composition	1.00	4.50	4.50	4.00	4.25	4.00	3.75	4.00	4.25	4.00	3.75	3.75	4.50	-	4.00	
Interpretation	1.00	4.50	4.50	4.00	4.25	4.00	4.25	3.50	4.50	3.75	3.75	3.75	4.25	-	4.04	
<b>Judges Total Program Component Score (factorized)</b>																<b>20.08</b>

Deductions:	Time Violation:	0.00	Music Violation:	0.00	Illegal Element:	0.00
Costume & Prop violation:	0.00		Fall:	0.00		<b>0.00</b>

### JUDGES DETAILS PER SKATER

PALAVELA WED 26 JAN 2005

Rank	Name	NOC Code	Total Segment Score	Total Element Score	Program Score (factorized)	Total Component Score (factorized)	Total Deductions
			=	+		+	-
31	LEGAZ Juan	ESP	40.54	21.73		20.81	2.00

#	Executed Elements	Base Value	GOE	The Judges Panel (in random order)												Scores of Panel	
1	3Lz+3T	10.0	-1.43	-2	-1	-1	-1	-1	-2	-2	-2	-2	-2	-1	-1	-	8.57
2	3Lo	5.0	-3.00	-3	-3	-3	-3	-3	-3	-3	-3	-3	-3	-3	-3	-	2.00
3	FCSp1	2.0	0.00	0	-1	0	0	0	0	1	0	0	0	0	1	-	2.00
4	CiSt1	2.0	-0.04	0	0	0	0	0	-1	0	0	0	-1	0	0	-	1.96
5	CCoSp1	2.5	0.00	0	0	0	0	0	-1	0	0	0	0	0	0	-	2.50
6	2A	3.3	-2.10	-3	-3	-3	-3	-3	-3	-3	-3	-3	-3	-3	-3	-	1.20
7	SiSt1	2.0	0.00	0	0	0	0	0	0	0	0	0	0	0	0	-	2.00
8	CSSp1	1.5	0.00	0	0	0	0	0	0	0	0	0	0	0	0	-	1.50
		<b>28.3</b>															<b>21.73</b>

Program Components	Factor															
Skating Skills	1.00	5.25	4.75	4.50	4.25	4.00	4.25	4.00	4.25	4.25	4.25	3.75	4.25	4.50	-	4.25
Transition / Linking Footwork	1.00	5.00	4.25	4.75	4.00	3.75	4.00	4.00	3.75	4.00	3.75	4.00	4.25	-	3.96	
Performance / Execution	1.00	5.25	4.25	4.25	4.25	3.75	4.50	3.75	4.25	4.25	3.75	4.25	4.50	-	4.21	
Choreography / Composition	1.00	5.25	4.50	4.25	4.25	3.75	4.25	4.00	4.00	4.25	3.75	4.25	4.50	-	4.14	
Interpretation	1.00	5.00	4.25	4.25	4.50	3.75	4.50	3.75	4.25	4.25	3.50	4.25	4.50	-	4.25	
<b>Judges Total Program Component Score (factorized)</b>																<b>20.81</b>


Deductions:	Time Violation:	0.00	Music Violation:	0.00	Illegal Element:	0.00
Costume & Prop violation:	0.00		Fall:	-2.00		<b>-2.00</b>

Rank	Name	NOC Code	Total Segment Score	Total Element Score	Program Score (factorized)	Total Component Score (factorized)	Total Deductions
			=	+		+	-
32	BACCHINI Paolo	ITA	39.32	18.24		22.08	1.00

#	Executed Elements	Base Value	GOE	The Judges Panel (in random order)												Scores of Panel	
1	1A	0.8	-0.50	-3	-3	-3	-3	-3	-3	-3	-3	-3	-3	-3	-3	-	0.30
2	3F	5.5	0.00	0	0	0	0	0	-1	0	0	0	1	0	0	-	5.50
3	3Lz+COMBO	6.0	-3.00	-3	-3	-3	-3	-3	-3	-3	-3	-3	-3	-3	-3	-	3.00
4	FCSp1	2.0	-0.04	0	-1	0	0	1	-1	0	-1	0	0	0	0	-	1.96
5	SeSt1	2.0	0.00	0	-1	0	0	0	0	0	0	0	0	0	0	-	2.00
6	CSSp1	1.5	-0.39	-1	-1	-1	-1	-1	-2	-1	-1	-1	-2	-2	-1	-	1.11
7	CiSt1	2.0	0.00	0	0	0	0	1	0	0	0	0	0	0	0	-	2.00
8	CCoSp1	2.5	-0.13	0	0	-1	0	0	-1	0	-2	0	0	-1	0	-	2.37
		<b>22.3</b>															<b>18.24</b>

Program Components	Factor															
Skating Skills	1.00	5.00	5.00	4.00	4.50	4.50	5.00	4.00	4.50	4.75	5.00	3.75	4.50	-	4.54	
Transition / Linking Footwork	1.00	4.50	4.50	3.75	4.25	4.25	4.75	3.75	4.00	4.50	4.75	3.50	4.00	-	4.21	
Performance / Execution	1.00	5.00	4.75	3.75	4.50	4.25	4.75	4.25	4.25	4.75	4.75	3.75	4.25	-	4.36	
Choreography / Composition	1.00	4.50	4.75	4.00	4.50	4.25	5.00	4.00	4.25	4.50	5.00	3.50	4.50	-	4.43	
Interpretation	1.00	4.75	4.50	4.00	4.75	4.50	5.00	3.75	4.50	4.75	5.25	3.50	4.25	-	4.54	
<b>Judges Total Program Component Score (factorized)</b>																<b>22.08</b>

Deductions:	Time Violation:	0.00	Music Violation:	0.00	Illegal Element:	0.00
Costume & Prop violation:	0.00		Fall:	-1.00		<b>-1.00</b>



JUDGES DETAILS PER SKATER

PALAVELA WED 26 JAN 2005

Rank	Name	NOC Code	Total Segment Score	Total Element Score	Program Score (factorized)	Component Score	Total Deductions
			=	+		+	-
33	UCAR Alper	TUR	32.49	13.81	18.68		0.00

#	Executed Elements	Base Value	GOE	The Judges Panel (in random order)												Scores of Panel	
1	2A	3.3	-0.80	-1	-1	-1	-1	-1	-1	-1	-2	-1	-1	-1	-2	-	2.50
2	2Lz	1.9	-0.71	-2	-3	-2	-2	-2	-3	-3	-3	-3	-2	-2	-2	-	1.19
3	2F+COMBO	1.7	-0.94	-2	-3	-2	-3	-3	-3	-3	-3	-2	-3	-3	-3	-	0.76
4	S1St1	2.0	0.00	0	0	0	0	0	0	0	0	0	0	0	0	-	2.00
5	CSSp1	1.5	-0.26	0	-1	-2	-1	-1	-2	0	-1	0	-1	0	0	-	1.24
6	SeSt1	2.0	0.00	0	0	0	0	0	0	0	0	0	-1	0	0	-	2.00
7	CCoSp1	2.5	-0.04	0	0	0	0	0	-1	-1	0	0	0	0	-1	-	2.46
8	FSSp1	2.0	-0.34	0	-2	-1	-1	-1	-1	-1	-2	-1	-1	-1	-2	-	1.66
		<b>16.9</b>															<b>13.81</b>

Program Components	Factor															
Skating Skills	1.00	4.00	4.25	3.50	3.75	3.75	4.25	4.00	3.75	4.00	3.75	3.50	3.75	-	3.75	
Transition / Linking Footwork	1.00	4.00	4.00	3.50	3.50	3.50	4.50	3.75	3.25	3.75	4.00	3.50	3.25	-	3.57	
Performance / Execution	1.00	4.25	3.75	3.75	3.75	3.50	4.50	4.00	3.50	4.00	4.25	3.50	3.50	-	3.75	
Choreography / Composition	1.00	4.25	4.00	3.75	4.00	3.50	4.25	3.75	3.25	4.00	4.00	3.50	3.50	-	3.75	
Interpretation	1.00	4.25	3.75	3.50	4.00	3.75	4.25	3.75	3.75	4.00	4.25	3.50	3.75	-	3.86	
<b>Judges Total Program Component Score (factorized)</b>																<b>18.68</b>

Deductions:	Time Violation:	0.00	Music Violation:	0.00	Illegal Element:	0.00
Costume & Prop violation:	0.00		Fall:	0.00		<b>0.00</b>





JUDGES DETAILS PER SKATER

PALAVELA WED 26 JAN 2005

Rank	Name	NOC Code	Total Segment Score	Total Element Score	Program Score (factorized)	Component Score	Total Deductions
			=	+		+	-
3	PETROVA Maria - TIKHONOV Alexei	RUS	112.74	53.99		58.75	0.00

#	Executed Elements	Base Value	GOE	The Judges Panel (in random order)											Scores of Panel		
1	2A+3T+SEQ	5.8	0.14	0	0	0	0	0	1	0	0	0	1	0	0	-	5.94
2	BiDs2	3.2	-0.30	1	0	0	0	0	0	1	0	0	1	0	1	-	3.50
3	2S	1.3	-0.47	-1	0	0	-1	-1	-1	-2	-2	-2	-2	-1	-2	-	0.83
4	3Tw	4.5	-0.60	0	-1	-1	0	-1	0	-1	-2	-1	0	-1	-	3.90	
5	3LoTh	5.0	-1.40	-2	-2	-2	-2	-2	-2	-1	-2	-2	-2	-2	-	3.60	
6	5ALi3	6.5	0.86	1	0	1	1	1	1	1	1	0	1	1	1	-	7.36
7	SpSt3	3.4	0.14	0	0	0	0	1	1	0	0	0	0	0	-	3.54	
8	5Li2	5.5	0.43	1	1	1	1	1	1	1	1	-1	1	1	0	5.93	
9	FCCoSp2	3.0	-0.01	-1	1	0	0	-1	0	0	0	0	1	-1	-1	-	2.99
10	3STh	4.5	-1.20	-1	-2	-2	-2	-2	-2	-1	-2	-2	-1	-2	-2	-	3.30
11	3Li3	4.0	0.36	1	0	1	1	1	1	0	1	0	2	1	1	-	4.36
12	BoDs1	3.5	0.00	0	0	0	0	0	0	0	0	0	0	0	0	-	3.50
13	SiSt1	2.0	0.00	0	0	0	0	0	0	0	0	0	0	0	0	-	2.00
14	PCoSp1	3.5	-0.26	-1	0	0	0	0	-1	-1	-1	-1	-1	-1	-	3.24	
		<b>55.7</b>														<b>53.99</b>	

Program Components

Program Components	Factor														
Skating Skills	1.60	7.50	7.75	7.75	7.50	7.25	7.50	7.50	7.25	7.25	7.50	7.50	7.50	-	7.43
Transition / Linking Footwork	1.60	8.00	7.50	7.75	7.25	7.50	7.25	7.50	7.00	7.00	7.25	7.50	7.50	-	7.36
Performance / Execution	1.60	7.50	7.75	7.25	7.50	7.50	7.50	7.25	7.25	6.75	6.75	7.25	7.25	-	7.29
Choreography / Composition	1.60	8.50	7.75	7.25	7.50	6.75	7.50	7.25	7.25	7.25	7.25	7.75	7.50	-	7.39
Interpretation	1.60	7.50	7.75	7.50	7.25	7.00	7.50	7.00	7.25	6.75	7.25	7.50	7.25	-	7.25
<b>Judges Total Program Component Score (factorized)</b>															<b>58.75</b>

Deductions:	Time Violation:	0.00	Music Violation:	0.00	Illegal Element:	0.00
Costume & Prop violation:	0.00		Fall:	0.00		<b>0.00</b>

Rank	Name	NOC Code	Total Segment Score	Total Element Score	Program Score (factorized)	Component Score	Total Deductions
			=	+		+	-
4	SAVCHENKO Aliona - SZOLKOWY Robin	GER	99.28	46.39		53.89	1.00

#	Executed Elements	Base Value	GOE	The Judges Panel (in random order)											Scores of Panel		
1	2T+3T+SEQ	4.2	-2.86	-3	-3	-2	-3	-3	-3	-2	-3	-3	-3	-3	-2	-	1.34
2	2Tw	3.5	0.29	0	1	1	0	1	0	0	0	1	1	0	1	-	3.79
3	2A	3.3	-0.80	-1	-1	-1	-1	-1	-1	-1	-1	-2	-2	-1	-	2.50	
4	BoDs2	4.0	0.60	1	0	0	0	0	1	1	1	1	1	0	1	-	4.60
5	5ALi2	6.0	0.43	1	0	1	0	1	0	0	0	1	0	1	-	6.43	
6	PCoSp2	4.0	0.29	0	0	1	1	1	1	1	1	0	1	0	0	-	4.29
7	SiSt1	2.0	0.36	1	0	1	1	1	0	1	0	1	1	0	1	-	2.36
8	5ALi1	5.5	0.20	1	0	0	1	0	0	0	1	0	1	0	0	-	5.70
9	FCCoSp2	2.5	-0.04	0	0	0	0	0	0	0	0	-1	0	-1	-	2.46	
10	3Li1	3.0	0.21	1	1	1	1	1	0	0	0	0	1	1	0	-	3.21
11	2ATh	4.0	-1.10	-1	-2	-2	-2	-2	-2	-1	-2	-2	-1	-1	0	-	2.90
12	SpSt1	2.0	0.21	0	1	1	0	1	0	0	0	0	1	1	1	-	2.21
13	FiDs2	3.2	0.20	0	0	1	0	1	0	1	0	0	1	0	0	-	3.40
14	1STh	1.2	0.00	0	0	0	0	0	0	0	0	-1	1	-1	0	-	1.20
		<b>48.4</b>														<b>46.39</b>	

Program Components

Program Components	Factor														
Skating Skills	1.60	7.75	6.00	7.00	6.25	6.50	6.50	6.75	6.75	6.25	7.25	6.75	7.25	-	6.75
Transition / Linking Footwork	1.60	7.50	6.25	6.75	6.00	6.75	6.25	6.50	6.50	6.25	7.25	6.50	6.75	-	6.61
Performance / Execution	1.60	7.75	6.25	6.50	6.25	6.25	6.50	6.25	6.75	6.00	7.00	6.50	7.00	-	6.57
Choreography / Composition	1.60	8.00	6.50	6.75	6.25	7.50	6.50	6.75	7.00	6.75	7.50	6.75	7.00	-	7.00
Interpretation	1.60	7.25	6.50	6.75	6.25	6.50	6.50	6.75	6.75	6.25	7.50	6.75	7.00	-	6.75
<b>Judges Total Program Component Score (factorized)</b>															<b>53.89</b>

Deductions:	Time Violation:	0.00	Music Violation:	0.00	Illegal Element:	0.00
Costume & Prop violation:	0.00		Fall:	-1.00		<b>-1.00</b>



### JUDGES DETAILS PER SKATER

PALAVELA WED 26 JAN 2005

Rank	Name	NOC Code	Total Segment Score =	Total Element Score +	Program Component Score (factorized) +	Total Deductions -
5	VOLOSOZHAR Tatiana - MOROZOV Stanislav	UKR	95.53	49.79	46.74	1.00

#	Executed Elements	Base Value	GOE	The Judges Panel (in random order)											Scores of Panel		
1	3T	4.0	-2.00	-1	-2	-2	-2	-2	-2	-2	-2	-2	-2	-2	-2	-2	2.00
2	2T+COMBO	1.3	-0.30	-1	0	-2	0	0	-1	-2	0	-2	-2	-1	-1	-	1.00
3	3Tw	4.5	0.70	1	1	1	1	1	1	1	1	1	2	1	0	-	5.20
4	3S*	0.0	0.00	-3	-3	-3	-3	-3	-3	-2	-3	-2	-3	-2	-	0.00	
5	3LoTh	5.0	-0.30	0	0	0	1	-1	0	0	-1	0	-1	1	-1	-	4.70
6	5Li3	6.0	0.29	1	0	0	0	2	1	1	0	0	1	1	-1	-	6.29
7	FCSp1	2.0	0.00	0	0	0	1	1	0	0	0	0	0	0	0	-	2.00
8	BoDs2	4.0	0.10	0	0	0	0	0	0	0	0	0	1	0	1	-	4.10
9	3STh	4.5	0.40	1	1	0	1	0	0	0	0	1	1	1	1	-	4.90
10	5Li1	5.0	-0.30	0	-1	0	-1	0	-1	-1	-1	-2	-1	-1	-2	-	4.70
11	SpSt1	2.0	0.00	0	0	0	0	0	0	0	0	0	0	0	0	-	2.00
12	FiDs1	3.0	0.30	0	1	0	0	0	1	1	0	0	1	0	0	-	3.30
13	SiSt1	2.0	0.00	-1	0	0	0	0	0	0	0	0	1	0	0	-	2.00
14	3Li2	3.5	0.10	0	1	1	0	1	0	0	0	-1	1	0	-1	-	3.60
15	PCoSp2	4.0	0.00	0	0	0	0	0	0	0	0	0	0	0	-1	-	4.00
		<b>50.8</b>															<b>49.79</b>

**Program Components**

Program Components	Factor														
Skating Skills	1.60	5.75	6.00	6.75	6.25	6.00	6.00	6.00	5.75	6.50	5.75	6.50	6.00	-	5.93
Transition / Linking Footwork	1.60	5.50	5.75	6.00	6.00	5.75	5.75	6.25	5.50	6.00	5.50	6.25	5.75	-	5.71
Performance / Execution	1.60	5.75	6.00	6.50	6.25	5.50	6.00	6.25	5.50	6.00	5.75	6.00	5.75	-	5.82
Choreography / Composition	1.60	6.00	6.25	6.50	6.00	5.75	6.25	6.00	5.75	6.50	5.50	6.50	6.00	-	6.00
Interpretation	1.60	5.00	5.75	6.75	6.00	5.25	6.00	6.00	5.50	6.25	5.75	6.25	6.00	-	5.75
<b>Judges Total Program Component Score (factorized)</b>															<b>46.74</b>

Deductions:	Time Violation:	0.00	Music Violation:	0.00	Illegal Element:	0.00
	Costume & Prop violation:	0.00	Fall:	-1.00		-1.00

Rank	Name	NOC Code	Total Segment Score =	Total Element Score +	Program Component Score (factorized) +	Total Deductions -
6	HANDKE Rebecca - WENDE Daniel	GER	85.95	46.34	39.61	0.00

#	Executed Elements	Base Value	GOE	The Judges Panel (in random order)											Scores of Panel		
1	3T+2T	5.3	-1.86	-2	-2	-2	-2	-2	-1	-2	-3	-2	-2	-1	-	3.44	
2	2Tw	3.5	-0.09	-1	0	0	0	0	0	0	0	-1	-1	0	0	-	3.41
3	3T	4.0	0.00	0	0	0	0	0	0	0	0	0	-1	0	-	4.00	
4	3LoTh	5.0	-0.70	-1	-1	-1	-1	-1	-1	-1	-1	-1	-1	-1	-	4.30	
5	FCoSp3	3.0	0.21	0	0	1	1	1	0	1	0	1	0	1	-	3.21	
6	5Li1	5.0	-0.13	-1	0	0	0	0	0	-1	-1	-1	0	0	0	-	4.87
7	SpSt1	2.0	0.29	0	0	1	0	1	1	0	0	1	1	0	1	-	2.29
8	FiDs1	3.0	0.00	0	0	0	0	0	0	0	0	0	0	0	0	-	3.00
9	1TTh	1.2	-0.21	-2	-1	0	0	0	0	0	-1	-1	0	-1	-2	-	0.99
10	PCoSp1	3.5	0.00	0	0	0	0	0	0	0	0	0	0	0	0	-	3.50
11	3Li2	3.5	-0.17	0	-1	0	0	0	0	-1	-2	-1	0	-1	-1	-	3.33
12	5Li1	5.0	0.00	0	0	0	0	0	0	0	0	0	0	0	0	-	5.00
13	SiSt1	2.0	0.00	0	0	0	0	0	0	0	-1	0	0	0	0	-	2.00
14	BiDs1	3.0	0.00	0	0	0	0	-1	0	0	0	0	0	0	0	-	3.00
		<b>49.0</b>															<b>46.34</b>

**Program Components**

Program Components	Factor														
Skating Skills	1.60	5.25	5.00	5.50	5.25	5.25	5.00	5.00	4.75	6.00	5.00	5.25	5.25	-	5.11
Transition / Linking Footwork	1.60	5.50	4.50	5.00	5.00	4.75	4.75	5.25	4.50	5.50	5.00	5.00	5.00	-	4.96
Performance / Execution	1.60	5.00	4.75	5.25	5.25	5.00	4.75	4.75	4.75	6.00	5.25	5.00	5.25	-	4.96
Choreography / Composition	1.60	5.50	4.75	5.25	5.25	4.75	5.00	4.75	4.75	6.25	4.50	5.25	5.00	-	4.93
Interpretation	1.60	5.00	4.75	5.00	5.00	4.50	4.75	4.75	4.50	5.75	4.75	5.25	5.00	-	4.79
<b>Judges Total Program Component Score (factorized)</b>															<b>39.61</b>

Deductions:	Time Violation:	0.00	Music Violation:	0.00	Illegal Element:	0.00
	Costume & Prop violation:	0.00	Fall:	0.00		0.00

### JUDGES DETAILS PER SKATER

PALAVELA WED 26 JAN 2005

Rank	Name	NOC Code	Total Segment Score =	Total Element Score +	Program Score (factorized) +	Component Score +	Total Deductions -
7	BESTANDIGOVA Olga - BESTANDIG Jozef	SVK	78.45	41.82	36.63		0.00

#	Executed Elements	Base Value	GOE	The Judges Panel (in random order)											Scores of Panel		
1	2T	1.3	0.00	0	0	0	0	0	0	0	0	0	0	0	0	0	1.30
2	3Tw	4.5	-0.90	-1	-1	-1	0	-1	-1	-1	-2	-2	-1	-1	-2	-	3.60
3	3TTh	4.5	-0.20	-1	0	0	0	0	0	0	0	-1	-1	0	0	-	4.30
4	FCoSp2	2.5	0.00	0	0	0	1	0	0	0	0	1	0	0	0	-	2.50
5	5Li1	5.0	0.00	-1	0	1	0	1	0	0	0	0	0	0	0	-	5.00
6	SoSt1	2.0	0.07	-1	0	0	0	1	0	0	0	0	1	0	0	-	2.07
7	BiDs2	3.2	0.10	1	0	0	0	1	0	-1	0	0	0	0	0	-	3.30
8	1A+COMBO	0.8	-0.49	-3	-3	-3	-2	-3	-2	-3	-3	-3	-2	-2	-2	-	0.31
9	4Li2	3.5	-0.30	-1	-1	1	0	1	-1	-1	-1	-1	-1	-1	-2	-	3.20
10	3STh	4.5	-0.30	-1	0	-1	0	-1	0	0	0	-1	-1	0	0	-	4.20
11	3Li1	3.0	-0.26	-1	-1	0	-1	0	0	-1	-1	-2	-1	-1	-1	-	2.74
12	BoDs1	3.5	-0.50	0	-1	0	-1	0	-1	-1	-1	-2	-1	-2	0	-	3.00
13	SiSt2	3.1	-0.30	-1	0	0	0	1	0	-1	-1	-1	0	0	0	-	2.80
14	PCoSp1	3.5	0.00	0	0	1	0	1	0	0	0	0	0	0	0	-	3.50
	<b>44.9</b>																<b>41.82</b>

**Program Components**

Program Components	Factor															
Skating Skills	1.60	5.00	4.50	4.75	4.25	5.00	4.50	4.25	4.75	4.75	4.25	4.75	4.50	-	4.61	
Transition / Linking Footwork	1.60	5.00	4.25	4.50	4.00	5.00	4.25	4.00	4.50	5.50	4.25	4.50	4.50	-	4.54	
Performance / Execution	1.60	4.75	4.50	4.50	4.25	4.75	4.50	4.00	4.50	5.00	4.00	4.50	4.25	-	4.46	
Choreography / Composition	1.60	5.50	4.50	4.75	4.25	5.25	4.75	4.25	4.75	5.00	4.25	4.75	4.50	-	4.71	
Interpretation	1.60	5.00	4.50	4.75	4.25	5.00	4.50	4.00	4.50	4.75	4.50	4.50	4.25	-	4.57	
<b>Judges Total Program Component Score (factorized)</b>																<b>36.63</b>

**Deductions:**

Time Violation:	0.00	Music Violation:	0.00	Illegal Element:	0.00
Costume & Prop violation:	0.00	Fall:	0.00		<b>0.00</b>

Rank	Name	NOC Code	Total Segment Score =	Total Element Score +	Program Score (factorized) +	Component Score +	Total Deductions -
8	BELOGLAZOVA Julia - BEKH Andrei	UKR	78.09	43.46	34.63		0.00

#	Executed Elements	Base Value	GOE	The Judges Panel (in random order)											Scores of Panel		
1	2Tw	3.5	-0.09	0	0	-1	0	-1	0	0	-1	-1	0	0	0	-	3.41
2	3LoTh	5.0	-0.70	-1	-1	-1	0	-1	-1	-1	-1	-1	0	-1	-	4.30	
3	2S	1.3	0.00	0	0	0	0	0	0	0	0	0	0	0	-	1.30	
4	3Li1	3.0	0.00	0	0	0	1	1	0	0	0	0	0	0	-	3.00	
5	BoDs1	3.5	-0.40	0	-1	0	0	-1	-1	0	-1	-1	0	-1	-	3.10	
6	5Li1	5.0	0.00	0	0	0	1	0	0	0	0	0	0	0	-	5.00	
7	SoSt1	2.0	0.00	0	0	-1	0	0	0	0	-1	0	0	0	-	2.00	
8	3STh	4.5	0.10	0	1	1	0	0	0	0	1	0	0	0	-	4.60	
9	CSp1	1.2	-0.26	0	-1	-1	0	-1	0	-1	-1	-1	-1	-1	-	0.94	
10	5Li1	5.0	0.00	0	0	0	0	0	0	0	0	0	0	0	-	5.00	
11	2Lo+2T+SEQ	2.2	0.00	0	0	0	0	-1	0	0	0	0	0	0	-	2.20	
12	SiSt1	2.0	0.00	0	0	-1	0	0	0	0	0	0	0	0	-	2.00	
13	BiDs2	3.2	0.00	0	0	0	1	0	0	0	-1	0	0	0	-	3.20	
14	PCoSp1	3.5	-0.09	-1	-1	0	0	0	0	-1	0	0	0	0	-	3.41	
	<b>44.9</b>																<b>43.46</b>

**Program Components**

Program Components	Factor															
Skating Skills	1.60	4.75	4.75	4.00	4.75	3.50	4.75	4.25	4.00	4.25	4.25	4.75	5.00	-	4.43	
Transition / Linking Footwork	1.60	5.00	4.75	3.75	4.75	3.25	4.50	4.25	3.75	3.75	4.00	4.50	4.75	-	4.25	
Performance / Execution	1.60	4.75	5.00	3.50	5.00	3.75	4.50	4.00	3.75	4.25	3.75	4.75	4.75	-	4.25	
Choreography / Composition	1.60	5.00	5.00	4.00	5.00	4.00	4.75	4.50	4.00	4.00	3.50	4.75	5.00	-	4.46	
Interpretation	1.60	4.50	4.75	4.00	4.75	3.25	4.50	4.25	4.00	4.00	3.75	4.50	4.75	-	4.25	
<b>Judges Total Program Component Score (factorized)</b>																<b>34.63</b>

**Deductions:**

Time Violation:	0.00	Music Violation:	0.00	Illegal Element:	0.00
Costume & Prop violation:	0.00	Fall:	0.00		<b>0.00</b>

### JUDGES DETAILS PER SKATER

PALAVELA WED 26 JAN 2005

Rank	Name	NOC Code	Total Segment Score	Total Element Score	Program Score (factorized)	Component Score	Total Deductions
			=	+	+		-
9	PLA Marylin - BONHEUR Yannick	FRA	75.77	40.83	36.94		2.00

#	Executed Elements	Base Value	GOE	The Judges Panel (in random order)												Scores of Panel	
1	2Tw	3.5	0.00	0	0	1	0	0	0	0	0	0	1	0	0	-	3.50
2	2T+2T+SEQ	2.1	-0.83	-3	-2	-3	-2	-3	-3	-2	-3	-3	-2	-2	-2	-	1.27
3	3LoTh	5.0	-2.00	-3	-3	-3	-3	-3	-3	-3	-3	-3	-3	-3	-2	-	3.00
4	5Li2	5.5	-0.13	0	-1	0	0	0	0	-1	-2	0	0	-1	-	5.37	
5	3STh	4.5	-2.00	-3	-3	-3	-3	-3	-3	-3	-3	-3	-3	-3	-	2.50	
6	2S	1.3	-0.21	-1	0	-1	0	-1	0	-1	-1	-1	-1	-1	-	1.09	
7	BoDs1	3.5	-0.50	0	-1	0	0	0	-1	-1	-1	0	-1	-1	-	3.00	
8	SpSt1	2.0	-0.17	-1	-1	0	0	0	0	-1	-1	1	0	0	-	1.83	
9	4Li2	3.5	-0.17	0	-1	0	0	1	0	-1	-2	0	0	-2	-	3.33	
10	FCoSp1	2.0	-0.04	0	0	-1	0	0	0	0	-1	-1	0	-1	0	-	1.96
11	SlSt1	2.0	-0.09	-1	0	0	0	0	0	0	-1	0	0	0	-1	-	1.91
12	5Li2	5.5	-0.04	0	0	0	0	0	0	0	-1	0	0	0	-1	-	5.46
13	FiDs2	3.2	0.00	0	-1	0	0	0	0	0	0	0	0	0	0	-	3.20
14	PCoSp1	3.5	-0.09	0	-1	0	0	0	0	-1	-1	0	0	0	0	-	3.41
		<b>47.1</b>														<b>40.83</b>	

**Program Components**

Program Components	Factor														
Skating Skills	1.60	5.00	4.25	3.75	4.00	4.50	4.50	5.00	4.50	5.00	4.50	4.50	4.25	-	4.61
Transition / Linking Footwork	1.60	4.75	4.25	3.50	4.00	4.25	4.50	5.00	4.25	5.25	4.75	4.50	4.50	-	4.57
Performance / Execution	1.60	5.00	4.25	3.50	4.25	4.00	4.50	4.75	4.25	5.00	4.25	4.50	4.00	-	4.43
Choreography / Composition	1.60	5.75	4.50	3.75	4.25	5.00	4.75	5.25	4.50	5.50	4.50	4.75	4.50	-	4.86
Interpretation	1.60	5.00	4.50	3.75	4.25	4.50	4.50	5.00	4.25	4.75	4.75	4.50	4.25	-	4.61
<b>Judges Total Program Component Score (factorized)</b>															<b>36.94</b>

Deductions:	Time Violation:	0.00	Music Violation:	0.00	Illegal Element:	0.00
Costume & Prop violation:	0.00		Fall:	-2.00		<b>-2.00</b>

Rank	Name	NOC Code	Total Segment Score	Total Element Score	Program Score (factorized)	Component Score	Total Deductions
			=	+	+		-
10	SHAPIRO Julia - AKOLZIN Vadim	ISR	74.58	40.48	35.10		1.00

#	Executed Elements	Base Value	GOE	The Judges Panel (in random order)												Scores of Panel	
1	2A	3.3	0.00	0	0	0	0	-1	0	0	0	0	0	0	0	-	3.30
2	5Li1	5.0	-0.21	-1	0	-1	0	0	-1	0	-1	-2	-1	0	-1	-	4.79
3	3STh	4.5	-2.00	-3	-3	-3	-3	-3	-3	-3	-3	-3	-3	-3	-	2.50	
4	2Tw	3.5	-0.17	-1	0	0	0	0	0	0	-2	0	-2	0	-1	-	3.33
5	2A+2T+SEQ	3.7	0.00	0	0	0	0	0	0	0	0	0	0	0	0	-	3.70
6	FCoSp1	2.0	-0.09	0	0	0	0	-1	-1	0	0	-1	0	-1	0	-	1.91
7	4Li1	3.0	0.00	0	0	0	0	0	0	0	0	0	0	0	-1	-	3.00
8	SpSt1	2.0	0.00	0	-1	0	0	0	0	0	0	0	0	0	0	-	2.00
9	2TTh	2.5	-0.21	-1	0	-1	0	0	-1	-1	-1	-1	0	-1	-1	-	2.29
10	BoDs2	4.0	-1.40	-2	-3	-2	-2	-2	-2	-2	-2	-2	-2	-2	-2	-	2.60
11	3Li1	3.0	-0.30	-2	-1	0	0	-1	-1	-1	-1	-1	0	-1	-	2.70	
12	SlSt1	2.0	-0.13	-1	0	0	0	0	0	0	-1	0	-1	0	-1	-	1.87
13	FiDs2	3.2	0.00	-1	0	0	0	0	0	0	0	0	0	0	0	-	3.20
14	PCoSp1	3.5	-0.21	-1	-1	0	0	0	0	-1	-1	-1	0	0	-1	-	3.29
		<b>45.2</b>														<b>40.48</b>	

**Program Components**

Program Components	Factor														
Skating Skills	1.60	4.50	4.00	4.50	4.25	4.25	4.50	4.50	4.75	4.75	4.25	4.25	4.50	-	4.46
Transition / Linking Footwork	1.60	4.00	3.75	3.75	4.25	3.75	4.25	4.75	4.50	5.00	4.50	4.25	4.25	-	4.29
Performance / Execution	1.60	3.75	4.25	4.00	4.50	4.00	4.50	4.75	4.75	4.75	4.00	4.25	4.25	-	4.36
Choreography / Composition	1.60	4.75	4.25	4.25	4.50	4.00	4.50	5.00	4.50	5.00	4.25	4.50	4.50	-	4.54
Interpretation	1.60	4.00	4.00	4.25	4.50	3.75	4.25	4.75	4.50	4.75	4.25	4.25	4.25	-	4.29
<b>Judges Total Program Component Score (factorized)</b>															<b>35.10</b>

Deductions:	Time Violation:	0.00	Music Violation:	0.00	Illegal Element:	0.00
Costume & Prop violation:	0.00		Fall:	-1.00		<b>-1.00</b>

JUDGES DETAILS PER SKATER

PALAVELA WED 26 JAN 2005

Rank	Name	NOC Code	Total Segment Score =	Total Element Score +	Program Component Score (factorized) +	Total Deductions -
11	SPASSOVA Rumiana - TODOROV Stanimir	BUL	73.90	42.31	31.59	0.00

#	Executed Elements	Base Value	GOE	The Judges Panel (in random order)												Scores of Panel	
1	2Tw	3.5	-0.13	0	-1	-2	0	-1	0	0	-1	0	-1	0	0	-	3.37
2	2S	1.3	-0.13	-1	0	-1	0	-1	0	-1	0	0	0	-1	-1	-	1.17
3	2STh	2.5	0.07	0	1	0	0	0	0	0	0	0	1	0	0	-	2.57
4	CCoSp1	2.5	-0.39	0	-1	0	-1	-1	-1	-1	-1	-2	-2	-2	-2	-	2.11
5	5Li1	5.0	0.00	1	0	0	0	0	0	0	0	0	0	0	-1	-	5.00
6	5ALi1	5.5	-0.04	0	0	0	0	0	0	0	0	-1	0	-1	-1	-	5.46
7	SpSt1	2.0	0.00	0	0	0	0	0	0	0	0	-1	0	0	0	-	2.00
8	BoDs1	3.5	-0.40	0	-1	0	0	-1	-1	0	0	-1	-1	-1	0	-	3.10
9	2LoTh	3.0	-0.13	-1	-1	-1	0	-1	0	0	-1	0	0	0	0	-	2.87
10	3Li2	3.5	0.00	0	0	0	1	1	0	0	-1	0	0	0	0	-	3.50
11	2F+2F+SEQ	2.7	-0.30	-1	-1	-1	-1	-2	-1	-1	-1	-1	-1	-2	0	-	2.40
12	FiDs1	3.0	-0.20	0	-1	0	0	-1	0	0	0	-1	0	-1	0	-	2.80
13	PCoSp2	4.0	-0.04	0	-1	0	0	0	0	0	-1	0	0	-2	0	-	3.96
14	SiSt1	2.0	0.00	0	0	0	0	0	0	0	-1	0	0	0	0	-	2.00
		<b>44.0</b>															<b>42.31</b>

Program Components

Program Components	Factor															
Skating Skills	1.60	5.00	4.00	3.75	4.00	3.75	4.25	4.00	3.25	3.75	3.75	3.50	4.00	-	3.93	
Transition / Linking Footwork	1.60	5.00	0.75	3.00	3.75	3.00	4.00	4.50	3.25	3.75	4.00	3.25	4.00	-	3.79	
Performance / Execution	1.60	4.50	4.00	3.50	4.00	3.50	4.25	4.25	3.25	4.25	3.50	3.50	3.50	-	3.89	
Choreography / Composition	1.60	5.25	4.25	3.50	4.00	3.75	4.50	4.50	3.50	4.00	4.00	3.75	4.00	-	4.14	
Interpretation	1.60	4.75	4.00	3.50	4.00	3.25	4.25	4.50	3.25	4.25	4.00	3.50	3.75	-	4.00	
<b>Judges Total Program Component Score (factorized)</b>																<b>31.59</b>

Deductions:

Time Violation:	0.00	Music Violation:	0.00	Illegal Element:	0.00
Costume & Prop violation:	0.00	Fall:	0.00		<b>0.00</b>

Rank	Name	NOC Code	Total Segment Score =	Total Element Score +	Program Component Score (factorized) +	Total Deductions -
12	RENNIK Diana - SAKS Aleksei	EST	69.35	38.03	31.32	0.00

#	Executed Elements	Base Value	GOE	The Judges Panel (in random order)												Scores of Panel	
1	3STh	4.5	0.10	0	0	0	0	0	0	0	0	1	1	0	0	-	4.60
2	3LoTh	5.0	-0.40	-1	-1	-1	-1	-1	-1	0	0	-1	0	0	0	-	4.60
3	5Li1	5.0	-0.30	-1	-1	-1	0	-1	-1	-1	-1	-2	0	0	-1	-	4.70
4	FCoSp1	2.0	0.14	0	0	0	1	0	0	0	1	0	1	0	1	-	2.14
5	SpSt1	2.0	0.00	0	-1	0	0	0	0	0	0	0	0	0	0	-	2.00
6	2F+1T+SEQ	1.7	-0.39	-1	0	-2	-1	-2	-1	-2	-1	-1	-2	-2	-1	-	1.31
7	3Li1	3.0	-0.30	-1	-1	0	0	0	-1	-1	-1	-2	-1	-1	-1	-	2.70
8	2Tw	3.5	-0.17	-1	0	0	-1	0	0	0	-2	-1	-2	0	0	-	3.33
9	2S	1.3	-0.13	0	-1	0	0	0	0	0	-1	-1	-1	-1	0	-	1.17
10	BoDs1	3.5	-0.30	0	-1	0	0	0	-1	-1	0	-1	0	-1	0	-	3.20
11	5Li	0.0	0.00	-3	-3	-3	-3	-3	-3	-3	-3	-3	-3	-3	-3	-	0.00
12	FiDs2	3.2	0.00	0	0	0	0	0	0	0	-1	0	0	0	0	-	3.20
13	SiSt1	2.0	-0.21	-1	-1	-1	0	0	0	0	-2	-1	-1	0	-1	-	1.79
14	PCoSp1	3.5	-0.21	-1	0	-1	-1	-1	0	0	-2	-1	-1	-1	-1	-	3.29
		<b>40.2</b>															<b>38.03</b>

Program Components

Program Components	Factor															
Skating Skills	1.60	4.00	3.75	4.00	4.25	3.75	4.25	4.00	4.25	3.75	4.25	4.25	4.00	-	4.00	
Transition / Linking Footwork	1.60	3.75	3.75	3.75	4.00	3.50	4.00	3.75	4.00	3.75	4.00	4.00	3.50	-	3.79	
Performance / Execution	1.60	4.00	3.50	3.50	4.25	4.25	4.00	3.75	4.00	4.00	4.25	3.75	3.75	-	3.96	
Choreography / Composition	1.60	4.50	3.75	3.75	4.00	4.00	4.00	4.00	4.25	4.00	3.75	4.00	3.75	-	3.96	
Interpretation	1.60	3.75	3.50	3.50	4.00	3.75	4.00	4.00	4.00	4.00	4.00	3.75	3.50	-	3.86	
<b>Judges Total Program Component Score (factorized)</b>																<b>31.32</b>

Deductions:

Time Violation:	0.00	Music Violation:	0.00	Illegal Element:	0.00
Costume & Prop violation:	0.00	Fall:	0.00		<b>0.00</b>

### JUDGES DETAILS PER SKATER

PALAVELA WED 26 JAN 2005

Rank	Name	NOC Code	Total Segment Score	Total Element Score	Program Score (factorized)	Total Component Score	Total Deductions
			=	+		+	-
13	BOGUSLAVSKA Olga - BROVENKO Andrei	LAT	65.26	36.41		29.85	1.00

#	Executed Elements	Base Value	GOE	The Judges Panel (in random order)												Scores of Panel	
1	1A	0.8	-0.31	-1	-1	-2	-2	-2	-2	-1	-2	-2	-1	-2	-2	-	0.49
2	2Tw	3.5	-0.17	-1	0	0	0	0	-1	0	-2	-1	0	0	-	3.33	
3	2STh	2.5	-0.30	-1	-1	-1	-1	-1	-1	0	-1	-1	-1	-1	-	2.20	
4	2Lo+2T+SEQ	2.2	-0.13	-1	0	0	0	0	0	0	-1	0	-1	-1	-	2.07	
5	FCoSp2	2.5	0.00	0	0	-1	0	0	0	0	0	0	-1	-1	-	2.50	
6	5Li1	5.0	-0.13	0	0	0	0	-1	-1	-1	0	0	0	-1	-	4.87	
7	2LoTh	3.0	-1.00	-3	-3	-3	-3	-3	-3	-3	-3	-3	-3	-3	-	2.00	
8	BiDs1	3.0	-0.10	0	0	0	0	0	0	-1	0	0	0	0	-1	2.90	
9	4Li1	3.0	-0.21	0	-1	0	0	0	-1	-1	-1	-1	0	-1	-2	2.79	
10	4Li1	3.0	-0.30	-1	-1	0	-1	-1	-1	-1	-2	-1	0	-1	-	2.70	
11	SpSt1	2.0	-0.21	-1	-1	0	0	0	0	-1	-1	-1	0	-1	-1	1.79	
12	FiDs2	3.2	-0.30	0	-1	0	0	0	0	-1	0	-1	0	0	-2	2.90	
13	SiSt1	2.0	-0.09	0	0	0	0	0	0	0	-1	-1	0	0	-1	1.91	
14	PCoSp2	4.0	-0.04	-1	0	0	0	-1	0	0	0	0	0	0	0	3.96	
		<b>39.7</b>														<b>36.41</b>	

Program Components	Factor															
Skating Skills	1.60	4.50	4.00	4.25	4.00	3.75	4.00	3.75	3.25	3.50	4.00	3.75	4.00	-	3.86	
Transition / Linking Footwork	1.60	4.00	3.75	3.75	4.00	3.50	3.75	3.75	3.25	4.00	3.25	3.50	3.75	-	3.68	
Performance / Execution	1.60	4.25	3.75	3.75	4.25	3.75	3.75	3.50	3.50	3.75	3.50	3.75	3.75	-	3.68	
Choreography / Composition	1.60	4.75	3.75	4.00	4.00	4.00	4.00	3.75	3.50	3.75	3.25	4.00	4.00	-	3.82	
Interpretation	1.60	4.00	3.50	3.50	4.25	3.50	3.75	3.50	3.25	3.50	3.75	3.75	3.75	-	3.61	
<b>Judges Total Program Component Score (factorized)</b>															<b>29.85</b>	

Deductions:	Time Violation:	0.00	Music Violation:	0.00	Illegal Element:	0.00
	Costume & Prop violation:	0.00	Fall:	-1.00		<b>-1.00</b>

JUDGES DETAILS PER SKATER

PALAVELA TUE 25 JAN 2005

Rank	Name	NOC Code	Total Segment Score	Total Element Score	Program Component Score (factorized)	Total Deductions
			=	+	+	-
1	TOTMIANINA Tatiana - MARININ Maxim	RUS	69.70	37.42	32.28	0.00

#	Executed Elements	Base Value	GOE	The Judges Panel (in random order)											Scores of Panel		
1	BiDs3	3.5	0.80	1	1	0	2	1	2	0	1	1	2	1	1	-	4.30
2	SoSt3	3.4	1.43	1	2	1	2	1	1	1	1	2	1	1	-	4.83	
3	3LoTh	5.0	0.80	1	2	0	1	2	1	1	1	2	1	1	-	5.80	
4	3T	4.0	0.86	1	1	0	1	1	1	0	1	1	0	0	-	4.86	
5	2Tw	3.5	0.29	0	1	1	0	0	1	0	0	1	1	0	-	3.79	
6	5ALi1	5.5	0.20	0	0	0	-1	0	1	1	1	0	0	-1	0	-	5.70
7	CCoSp2	3.0	0.50	1	1	0	1	0	2	1	1	0	1	0	1	-	3.50
8	PCoSp2	4.0	0.64	1	2	0	2	1	1	1	1	2	2	1	1	-	4.64
		<b>31.9</b>														<b>37.42</b>	

Program Components	Factor														
Skating Skills	0.80	8.00	8.25	7.75	7.75	8.00	8.75	7.75	8.00	9.00	8.50	7.75	7.75	-	8.04
Transition / Linking Footwork	0.80	7.75	7.75	7.75	7.50	7.50	8.25	7.75	8.00	8.75	8.00	8.00	7.50	-	7.79
Performance / Execution	0.80	8.00	8.00	8.00	7.50	8.00	9.00	8.00	8.75	9.25	8.75	7.75	8.00	-	8.18
Choreography / Composition	0.80	8.25	7.50	8.00	7.75	8.25	8.50	7.75	8.75	9.00	9.00	8.25	8.00	-	8.18
Interpretation	0.80	8.25	7.75	7.75	7.75	7.75	9.00	8.00	8.50	9.50	9.00	8.25	8.00	-	8.18
<b>Judges Total Program Component Score (factorized)</b>															<b>32.28</b>

Deductions:	Time Violation:	0.00	Music Violation:	0.00	Illegal Element:	0.00
Costume & Prop violation:	0.00		Fall:	0.00		<b>0.00</b>

Rank	Name	NOC Code	Total Segment Score	Total Element Score	Program Component Score (factorized)	Total Deductions
			=	+	+	-
2	OBERTAS Julia - SLAVNOV Sergei	RUS	63.59	35.14	28.45	0.00

#	Executed Elements	Base Value	GOE	The Judges Panel (in random order)											Scores of Panel		
1	3T	4.0	-0.14	0	0	0	0	0	0	0	0	0	0	-1	-1	-	3.86
2	3FTh	5.0	0.50	2	1	1	0	1	0	0	1	1	1	0	0	-	5.50
3	2Tw	3.5	0.50	1	2	1	1	0	1	1	0	1	1	1	1	-	4.00
4	SoSt3	3.4	0.71	1	1	0	1	1	1	0	1	0	0	0	-	4.11	
5	FCCoSp2	3.0	0.29	1	1	0	0	0	1	0	0	0	0	1	-	3.29	
6	5ALi2	6.0	0.29	1	1	0	0	0	1	0	0	1	0	-1	0	-	6.29
7	BiDs2	3.2	0.60	1	1	0	1	0	1	1	1	1	1	-1	1	-	3.80
8	PCoSp2	4.0	0.29	0	0	1	0	0	2	0	1	1	1	1	1	-	4.29
		<b>32.1</b>														<b>35.14</b>	

Program Components	Factor														
Skating Skills	0.80	7.50	8.25	7.50	6.75	7.00	7.25	7.25	7.00	7.50	6.75	6.75	6.50	-	7.07
Transition / Linking Footwork	0.80	7.25	8.00	7.25	6.75	6.75	6.50	7.25	7.00	8.00	6.75	6.50	6.75	-	6.89
Performance / Execution	0.80	7.50	7.75	7.75	6.50	7.25	7.50	7.50	7.00	7.75	7.00	7.00	7.00	-	7.21
Choreography / Composition	0.80	7.50	7.50	7.50	6.75	7.25	7.75	7.50	7.00	8.50	7.25	6.75	6.50	-	7.18
Interpretation	0.80	7.50	7.75	7.50	6.50	7.00	8.00	7.50	7.00	8.00	7.25	6.50	7.00	-	7.21
<b>Judges Total Program Component Score (factorized)</b>															<b>28.45</b>

Deductions:	Time Violation:	0.00	Music Violation:	0.00	Illegal Element:	0.00
Costume & Prop violation:	0.00		Fall:	0.00		<b>0.00</b>

### JUDGES DETAILS PER SKATER

PALAVELA TUE 25 JAN 2005

Rank	Name	NOC Code	Total Segment Score =	Total Element Score +	Program Component Score (factorized) +	Total Deductions -
3	PETROVA Maria - TIKHONOV Alexei	RUS	63.15	33.50	29.65	0.00

#	Executed Elements	Base Value	GOE	The Judges Panel (in random order)											Scores of Panel		
1	2T	1.3	-0.06	0	0	0	-1	-1	-1	0	-2	0	-1	1	1	-	1.24
2	2Tw	3.5	0.50	1	1	1	1	1	1	1	0	1	1	1	1	-	4.00
3	3LoTh	5.0	0.50	0	1	1	0	1	0	0	1	1	1	1	1	-	5.50
4	5ALi3	6.5	1.00	1	1	1	1	1	1	1	1	2	2	0	1	-	7.50
5	FCCoSp2	3.0	-0.34	-1	-1	-1	-2	-2	-1	-1	-1	-2	-1	-2	-	2.66	
6	SoSt3	3.4	0.86	1	1	1	0	1	1	0	1	0	0	1	1	-	4.26
7	BiDs3	3.5	0.70	1	1	0	1	1	1	1	1	1	1	1	1	-	4.20
8	PCoSp2	4.0	0.14	0	1	0	0	0	1	0	0	0	0	0	0	-	4.14
		<b>30.2</b>													<b>33.50</b>		

Program Components	Factor															
Skating Skills	0.80	7.75	8.00	7.75	6.75	7.50	7.50	7.50	7.50	7.50	7.00	7.75	7.50	-	7.54	
Transition / Linking Footwork	0.80	7.50	7.75	7.50	6.75	7.25	7.75	7.25	7.50	8.00	6.00	8.00	7.25	-	7.39	
Performance / Execution	0.80	7.75	7.50	7.75	6.25	7.25	7.00	7.50	7.25	7.75	7.50	7.50	7.25	-	7.43	
Choreography / Composition	0.80	7.75	7.50	7.75	6.50	7.50	7.50	7.25	7.25	0.25	7.00	7.75	7.00	-	7.39	
Interpretation	0.80	7.75	7.75	8.00	6.25	7.50	6.75	7.25	7.25	7.75	6.50	7.50	7.50	-	7.32	
<b>Judges Total Program Component Score (factorized)</b>																<b>29.65</b>

Deductions:	Time Violation:	0.00	Music Violation:	0.00	Illegal Element:	0.00
Costume & Prop violation:	0.00		Fall:	0.00		<b>0.00</b>

Rank	Name	NOC Code	Total Segment Score =	Total Element Score +	Program Component Score (factorized) +	Total Deductions -
4	SAVCHENKO Aliona - SZOLKOWY Robin	GER	59.45	33.94	25.51	0.00

#	Executed Elements	Base Value	GOE	The Judges Panel (in random order)											Scores of Panel		
1	3T	4.0	1.00	1	1	0	1	1	1	0	1	1	1	1	1	-	5.00
2	2Tw	3.5	0.29	0	1	0	0	0	1	1	1	0	1	1	-	3.79	
3	3STh	4.5	-0.70	-1	0	-1	-1	-1	-1	-1	-2	-1	-2	-1	-	3.80	
4	BiDs3	3.5	0.00	0	0	0	0	0	0	0	0	-1	0	-	3.50		
5	5ALi2	6.0	0.86	1	1	0	1	0	1	0	1	0	1	-	6.86		
6	PCoSp2	4.0	0.03	0	0	-1	-1	0	1	0	1	0	0	0	-	4.03	
7	FCCoSp2	3.0	-0.30	-1	1	-1	-2	-1	-1	-1	-1	-1	-1	-1	-	2.70	
8	SoSt3	3.4	0.86	1	1	0	1	0	0	1	1	2	1	1	-	4.26	
		<b>31.9</b>													<b>33.94</b>		

Program Components	Factor															
Skating Skills	0.80	6.25	7.00	5.50	6.50	5.75	7.00	6.75	6.50	7.00	6.75	6.50	6.00	-	6.50	
Transition / Linking Footwork	0.80	6.00	6.75	5.00	6.25	5.25	6.25	6.75	6.50	6.75	6.50	6.25	5.50	-	6.18	
Performance / Execution	0.80	6.00	6.75	5.25	6.25	5.75	6.75	7.00	6.25	7.25	6.75	6.75	6.00	-	6.36	
Choreography / Composition	0.80	6.25	6.50	5.25	6.25	5.50	7.00	7.25	6.50	6.75	7.25	6.50	6.00	-	6.43	
Interpretation	0.80	6.25	6.75	5.25	6.50	5.50	6.50	7.25	6.50	7.25	6.75	6.50	6.00	-	6.43	
<b>Judges Total Program Component Score (factorized)</b>																<b>25.51</b>

Deductions:	Time Violation:	0.00	Music Violation:	0.00	Illegal Element:	0.00
Costume & Prop violation:	0.00		Fall:	0.00		<b>0.00</b>

### JUDGES DETAILS PER SKATER

PALAVELA TUE 25 JAN 2005

Rank	Name	NOC Code	Total Segment Score	Total Element Score	Program Component Score (factorized)	Total Deductions
			=	+	+	-
5	VOLOSOZHAR Tatiana - MOROZOV Stanislav	UKR	56.26	31.78	24.48	0.00

#	Executed Elements	Base Value	GOE	The Judges Panel (in random order)												Scores of Panel	
1	3T	4.0	0.14	1	0	0	0	0	0	0	-1	0	0	0	1	-	4.14
2	2Tw	3.5	0.57	1	2	1	1	1	1	1	2	2	2	1	-	4.07	
3	3LoTh	5.0	-0.70	0	0	-2	-1	-1	-1	-2	-1	-2	-1	-2	-	4.30	
4	5Li2	5.5	0.29	0	1	0	1	0	2	1	1	1	0	-1	0	5.79	
5	BiDs3	3.5	0.60	0	1	0	1	1	1	1	1	1	0	1	-	4.10	
6	CCoSp1	2.5	0.21	1	1	0	0	0	1	1	0	0	1	0	-1	2.71	
7	SpSt2	3.1	0.07	0	0	0	1	0	0	0	0	0	0	0	-	3.17	
8	PCoSp1	3.5	0.00	0	0	-1	0	0	1	0	0	0	0	0	-	3.50	
		<b>30.6</b>														<b>31.78</b>	

Program Components	Factor														
Skating Skills	0.80	6.75	6.75	5.75	6.50	6.25	6.00	6.25	5.50	6.75	6.50	5.50	6.25	-	6.32
Transition / Linking Footwork	0.80	6.50	6.00	5.50	6.50	6.00	5.25	6.00	5.50	7.00	6.00	5.75	6.00	-	5.93
Performance / Execution	0.80	6.50	6.25	5.75	6.50	6.00	5.75	6.25	5.50	7.25	6.00	5.25	6.50	-	6.14
Choreography / Composition	0.80	6.75	6.00	5.75	6.75	6.25	5.00	6.50	5.75	6.50	7.00	5.75	6.25	-	6.21
Interpretation	0.80	6.75	6.00	5.75	6.50	6.25	5.25	6.25	5.50	6.75	6.00	5.50	6.00	-	6.00
<b>Judges Total Program Component Score (factorized)</b>															<b>24.48</b>

Deductions:	Time Violation:	0.00	Music Violation:	0.00	Illegal Element:	0.00
Costume & Prop violation:	0.00		Fall:	0.00		<b>0.00</b>

Rank	Name	NOC Code	Total Segment Score	Total Element Score	Program Component Score (factorized)	Total Deductions
			=	+	+	-
6	HANDKE Rebecca - WENDE Daniel	GER	49.24	29.87	19.37	0.00

#	Executed Elements	Base Value	GOE	The Judges Panel (in random order)												Scores of Panel	
1	2Tw	3.5	-0.04	0	-1	0	0	0	0	-1	-2	-1	0	0	0	-	3.46
2	3T	4.0	-0.57	-1	0	-1	0	0	0	-1	0	-1	-1	-1	-	3.43	
3	CCoSp2	3.0	-0.09	0	0	0	-1	0	0	0	0	0	-1	-1	-	2.91	
4	3LoTh	5.0	0.00	0	0	-1	0	0	0	-1	0	0	-1	0	-	5.00	
5	PCoSp2	4.0	-0.04	0	0	-1	0	0	1	0	0	0	-1	0	0	3.96	
6	5Li1	5.0	-0.09	0	0	0	0	-1	-1	-1	-1	-1	0	-1	-1	4.91	
7	SpSt2	3.1	0.00	0	0	-1	0	0	1	1	0	0	0	0	-	3.10	
8	BiDs1	3.0	0.10	0	1	0	0	0	0	0	1	0	0	0	-	3.10	
		<b>30.6</b>														<b>29.87</b>	

Program Components	Factor														
Skating Skills	0.80	5.00	5.00	4.50	5.25	5.25	5.50	4.75	5.25	4.75	5.25	5.25	4.50	-	5.04
Transition / Linking Footwork	0.80	4.75	5.00	4.50	5.00	5.00	4.75	4.50	5.00	4.50	4.50	4.75	4.00	-	4.75
Performance / Execution	0.80	5.00	4.75	4.75	5.00	5.00	5.25	4.75	4.75	5.25	5.00	5.00	3.75	-	4.89
Choreography / Composition	0.80	5.00	5.00	4.50	5.00	5.00	5.00	5.00	4.50	5.00	5.00	4.75	4.50	-	4.86
Interpretation	0.80	4.75	4.50	4.50	5.25	4.75	5.00	4.75	4.75	5.00	4.50	4.75	4.25	-	4.68
<b>Judges Total Program Component Score (factorized)</b>															<b>19.37</b>

Deductions:	Time Violation:	0.00	Music Violation:	0.00	Illegal Element:	0.00
Costume & Prop violation:	0.00		Fall:	0.00		<b>0.00</b>



### JUDGES DETAILS PER SKATER

PALAVELA TUE 25 JAN 2005

Rank	Name	NOC Code	Total Segment Score =	Total Element Score +	Program Component Score (factorized) +	Total Deductions -
7	SHAPIRO Julia - AKOLZIN Vadim	ISR	44.62	27.31	17.31	0.00

# Executed Elements	Base Value	GOE	The Judges Panel (in random order)												Scores of Panel	
1 5Li1	5.0	-0.30	-1	-1	-1	-2	-1	0	0	-1	0	-1	-2	-1	-	4.70
2 3STh	4.5	-0.10	0	-1	0	0	0	0	0	0	0	-1	0	0	-	4.40
3 2Tw	3.5	-0.09	0	0	0	-1	-2	0	-1	0	-1	-1	-1	-1	-	3.41
4 2A	3.3	-0.20	0	0	-1	0	0	1	0	0	-1	0	0	-1	-	3.10
5 FCCoSp2	3.0	-0.04	0	0	0	-1	0	0	0	0	0	0	-1	0	-	2.96
6 SpSt1	2.0	0.00	0	0	-1	0	0	0	0	0	0	0	0	0	-	2.00
7 BiDs3	3.5	0.00	0	1	0	-1	0	0	-1	0	0	0	-1	0	-	3.50
8 PCoSp1	3.5	-0.26	-1	-1	-1	-2	-1	1	-2	-1	0	-1	-2	-1	-	3.24
	<b>28.3</b>															<b>27.31</b>

**Program Components**

Program Components	Factor														
Skating Skills	0.80	4.75	4.50	4.25	4.00	4.25	5.25	4.50	4.50	5.25	4.75	4.25	4.50	-	4.46
Transition / Linking Footwork	0.80	4.50	4.50	4.00	3.75	3.75	4.75	4.50	4.25	5.00	4.25	4.00	4.00	-	4.21
Performance / Execution	0.80	4.75	4.25	4.25	3.50	4.00	4.50	4.50	4.75	5.50	5.25	4.25	4.00	-	4.43
Choreography / Composition	0.80	4.75	4.25	4.25	4.00	4.25	4.75	4.25	4.50	5.00	4.25	4.00	3.75	-	4.32
Interpretation	0.80	4.50	4.50	4.25	3.75	4.00	4.25	4.50	4.50	5.25	4.25	4.00	3.75	-	4.21
<b>Judges Total Program Component Score (factorized)</b>															<b>17.31</b>

<b>Deductions:</b>	Time Violation:	0.00	Music Violation:	0.00	Illegal Element:	0.00	
	Costume & Prop violation:	0.00	Fall:	0.00			<b>0.00</b>

Rank	Name	NOC Code	Total Segment Score =	Total Element Score +	Program Component Score (factorized) +	Total Deductions -
8	PLA Marylin - BONHEUR Yannick	FRA	44.43	25.42	19.01	0.00

# Executed Elements	Base Value	GOE	The Judges Panel (in random order)												Scores of Panel	
1 3T	4.0	-2.14	-2	-2	-2	-2	-2	-2	-2	-2	-2	-2	-2	-3	-	1.86
2 3LoTh	5.0	-1.00	-2	-1	-2	-1	-1	-2	-2	-1	-1	-1	-2	-1	-	4.00
3 BiDs1	3.0	0.00	0	0	0	0	0	0	0	0	0	0	0	0	-	3.00
4 PCoSp1	3.5	-0.13	0	0	-1	-1	0	0	0	0	0	-1	0	0	-	3.37
5 2Tw	3.5	0.00	0	1	0	0	0	0	0	0	0	0	0	0	-	3.50
6 SpSt1	2.0	-0.04	0	0	-1	-1	0	0	0	0	-1	0	0	0	-	1.96
7 5Li2	5.5	0.07	0	0	0	-1	0	1	-1	0	-1	0	-1	1	-	5.57
8 CCoSp1	2.5	-0.34	-1	-1	0	-2	-1	-1	-1	-2	-1	-1	-2	-1	-	2.16
	<b>29.0</b>															<b>25.42</b>

**Program Components**

Program Components	Factor														
Skating Skills	0.80	5.50	5.00	4.25	3.75	4.75	5.00	4.25	5.00	4.75	5.00	4.75	4.75	-	4.82
Transition / Linking Footwork	0.80	5.25	4.75	4.00	3.75	4.25	4.25	4.00	5.00	5.25	4.75	5.00	5.00	-	4.57
Performance / Execution	0.80	5.50	4.50	4.50	5.50	4.50	4.50	4.00	5.25	4.00	4.50	4.75	4.75	-	4.79
Choreography / Composition	0.80	5.75	4.75	4.50	3.25	4.75	4.75	4.25	5.25	5.00	5.50	5.00	5.25	-	4.96
Interpretation	0.80	5.75	4.50	4.25	3.50	4.75	4.50	4.00	5.25	4.25	4.25	4.75	5.00	-	4.61
<b>Judges Total Program Component Score (factorized)</b>															<b>19.01</b>

<b>Deductions:</b>	Time Violation:	0.00	Music Violation:	0.00	Illegal Element:	0.00	
	Costume & Prop violation:	0.00	Fall:	0.00			<b>0.00</b>

### JUDGES DETAILS PER SKATER

PALAVELA TUE 25 JAN 2005

Rank	Name	NOC Code	Total Segment Score	Total Element Score	Program Score (factorized)	Total Component Score (factorized)	Total Deductions
			=	+		+	-
9	BESTANDIGOVA Olga - BESTANDIG Jozef	SVK	41.64	24.59		17.05	0.00

#	Executed Elements	Base Value	GOE	The Judges Panel (in random order)												Scores of Panel	
1	BiDs3	3.5	0.20	1	0	0	0	0	1	1	-1	0	0	0	1	-	3.70
2	2T	1.3	-0.60	-2	-2	-2	-2	-2	-2	-3	-2	-2	-2	-2	-	0.70	
3	2Tw	3.5	0.00	0	0	0	0	0	0	0	0	-1	0	0	0	-	3.50
4	CCoSp1	2.5	-0.21	0	0	-1	-1	-1	-1	-1	-1	-1	0	-1	-1	-	2.29
5	SoSt2	3.1	0.00	0	0	-1	0	0	0	0	0	0	0	-1	0	-	3.10
6	3StH	4.5	-1.40	-2	-2	-2	-2	-2	-2	-2	-2	-2	-2	-2	-2	-	3.10
7	5Li1	5.0	-0.21	0	1	-1	-1	-1	-1	0	-1	0	-1	0	0	-	4.79
8	PCoSp1	3.5	-0.09	0	0	-1	0	0	1	0	0	0	-1	-1	-1	-	3.41
		<b>26.9</b>															<b>24.59</b>

Program Components	Factor															
Skating Skills	0.80	4.75	4.50	3.75	4.75	4.50	4.00	4.50	4.75	5.00	4.75	4.00	4.00	-	4.46	
Transition / Linking Footwork	0.80	4.50	4.00	3.75	4.25	4.00	3.50	4.75	5.00	4.50	5.00	3.75	3.75	-	4.21	
Performance / Execution	0.80	4.75	3.75	4.00	4.50	4.25	4.25	4.75	4.50	5.00	4.25	4.00	3.50	-	4.21	
Choreography / Composition	0.80	5.00	4.00	3.75	4.50	4.50	3.75	5.00	4.50	4.75	5.00	4.25	3.25	-	4.29	
Interpretation	0.80	5.00	4.00	3.75	4.75	4.25	4.00	4.50	4.25	5.00	4.00	3.75	3.50	-	4.14	
<b>Judges Total Program Component Score (factorized)</b>																<b>17.05</b>


Deductions:	Time Violation:	0.00	Music Violation:	0.00	Illegal Element:	0.00
Costume & Prop violation:	0.00		Fall:	0.00		<b>0.00</b>

Rank	Name	NOC Code	Total Segment Score	Total Element Score	Program Score (factorized)	Total Component Score (factorized)	Total Deductions
			=	+		+	-
10	RENNIK Diana - SAKS Aleksei	EST	41.60	25.45		16.15	0.00

#	Executed Elements	Base Value	GOE	The Judges Panel (in random order)												Scores of Panel	
1	2F	1.7	-0.09	0	0	0	0	0	-1	0	0	0	-1	0	-1	-	1.61
2	3StH	4.5	0.00	0	0	0	0	0	0	0	1	0	0	0	-	4.50	
3	5Li1	5.0	-0.21	0	0	-1	-1	-1	-1	0	-1	0	-3	-1	-	4.79	
4	BiDs2	3.2	-0.70	-1	0	-1	-1	0	-1	-1	-2	-1	-1	-2	-2	-	2.50
5	2Tw	3.5	-0.34	-1	-1	-1	-1	-1	-1	-1	-1	-1	-2	-2	-2	-	3.16
6	CCoSp1	2.5	0.00	0	1	0	0	0	0	0	-1	0	0	-1	0	-	2.50
7	SoSt2	3.1	0.00	0	0	-1	0	0	1	0	0	0	-1	0	-	3.10	
8	PCoSp1	3.5	-0.21	0	-1	-1	-1	-1	0	-1	-1	-1	-1	-1	-1	-	3.29
		<b>27.0</b>															<b>25.45</b>

Program Components	Factor															
Skating Skills	0.80	4.50	4.50	3.75	4.00	4.00	4.00	4.25	4.25	4.75	4.50	3.25	3.50	-	4.18	
Transition / Linking Footwork	0.80	4.25	4.50	3.50	3.50	3.75	3.25	4.00	4.25	4.50	4.00	3.25	3.75	-	3.86	
Performance / Execution	0.80	4.50	4.75	3.75	3.75	4.00	4.00	4.25	4.25	5.25	4.25	3.50	3.50	-	4.07	
Choreography / Composition	0.80	4.25	4.75	3.75	3.50	3.75	3.75	4.25	4.25	5.00	4.75	3.25	3.75	-	4.11	
Interpretation	0.80	4.50	4.25	3.75	4.00	3.75	3.50	4.25	4.00	5.00	4.00	3.00	3.75	-	3.96	
<b>Judges Total Program Component Score (factorized)</b>																<b>16.15</b>

Deductions:	Time Violation:	0.00	Music Violation:	0.00	Illegal Element:	0.00
Costume & Prop violation:	0.00		Fall:	0.00		<b>0.00</b>



JUDGES DETAILS PER SKATER

PALAVELA TUE 25 JAN 2005

Rank	Name	NOC Code	Total Segment Score	Total Element Score	Program Component Score (factorized)	Total Deductions
			=	+	+	-
11	BELOGLAZOVA Julia - BEKH Andrei	UKR	41.41	24.39	18.02	1.00

# Executed Elements	Base Value	GOE	The Judges Panel (in random order)												Scores of Panel				
1 3S	4.5	-3.00	-3	-3	-3	-3	-3	-3	-3	-3	-3	-3	-3	-3	-3	-3	-3	-3	1.50
2 3LoTh	5.0	-2.00	-3	-3	-3	-2	-3	-3	-3	-2	-3	-3	-3	-3	-3	-3	-3	-3	3.00
3 2Tw	3.5	-0.13	0	0	0	0	0	0	-1	-1	-1	-1	-1	-1	-1	-1	-1	3.37	
4 5Li2	5.5	0.00	0	0	0	0	0	0	0	0	0	1	0	0	0	0	0	5.50	
5 SpSt1	2.0	0.00	0	0	0	0	0	0	1	0	0	0	0	0	0	0	0	2.00	
6 CCoSp1	2.5	-0.34	-1	-1	-1	-1	-1	-1	-1	-2	-1	-2	-2	-2	-1	-1	-1	2.16	
7 BiDs3	3.5	-0.10	0	0	0	-1	0	0	-1	-1	0	0	-1	0	-	-	-	3.40	
8 PCoSp1	3.5	-0.04	0	0	0	0	0	0	-1	-1	0	-1	-1	0	-	-	-	3.46	
	<b>30.0</b>																	<b>24.39</b>	

Program Components	Factor																	
Skating Skills	0.80	5.25	5.00	4.75	5.00	5.00	4.00	3.50	3.50	6.00	5.25	3.75	4.50	-	-	-	-	4.71
Transition / Linking Footwork	0.80	5.00	4.75	4.75	4.75	4.75	3.50	3.25	3.75	6.00	5.00	4.00	3.75	-	-	-	-	4.43
Performance / Execution	0.80	5.25	4.50	5.00	4.50	4.75	4.00	3.50	3.25	5.75	4.75	4.00	3.50	-	-	-	-	4.36
Choreography / Composition	0.80	5.25	4.75	5.00	5.00	5.00	4.00	3.75	3.75	7.00	5.25	4.25	4.00	-	-	-	-	4.64
Interpretation	0.80	5.25	4.25	4.75	4.75	4.75	3.50	3.50	3.50	6.50	5.00	3.75	4.00	-	-	-	-	4.39
<b>Judges Total Program Component Score (factorized)</b>																		<b>18.02</b>

Deductions:	Time Violation:	0.00	Music Violation:	0.00	Illegal Element:	0.00
Costume & Prop violation:	0.00		Fall:	-1.00		
						<b>-1.00</b>

Rank	Name	NOC Code	Total Segment Score	Total Element Score	Program Component Score (factorized)	Total Deductions
			=	+	+	-
12	BOGUSLAVSKA Olga - BROVENKO Andrei	LAT	36.82	23.19	14.63	1.00

# Executed Elements	Base Value	GOE	The Judges Panel (in random order)												Scores of Panel			
1 1A	0.8	-0.40	-3	-1	-1	-2	-3	-3	-2	-2	-3	-2	-3	-2	-	-	-	0.40
2 3STh	4.5	-2.00	-3	-3	-3	-3	-3	-3	-3	-3	-3	-3	-3	-3	-	-	-	2.50
3 2Tw	3.5	-0.34	-1	-1	-1	-1	-2	-2	-1	-1	-1	-2	-2	-1	-	-	-	3.16
4 5Li1	5.0	-0.04	0	0	-1	0	0	-1	0	0	0	0	0	0	-	-	-	4.96
5 CCoSp2	3.0	0.00	0	0	0	0	0	0	0	0	0	0	0	0	-	-	-	3.00
6 SpSt2	3.1	0.00	0	0	0	0	0	0	0	0	0	0	0	0	-	-	-	3.10
7 BiDs1	3.0	-0.30	0	1	0	-2	0	-1	0	-1	0	0	-1	0	-	-	-	2.70
8 PCoSp1	3.5	-0.13	0	0	-1	0	0	0	-1	0	-1	0	0	0	-	-	-	3.37
	<b>26.4</b>																	<b>23.19</b>

Program Components	Factor																	
Skating Skills	0.80	4.25	3.75	3.75	4.00	4.25	3.25	4.00	4.25	4.00	3.50	3.50	4.00	-	-	-	-	3.86
Transition / Linking Footwork	0.80	4.00	3.50	3.50	3.75	3.75	2.75	4.00	4.00	3.50	3.50	4.00	3.75	-	-	-	-	3.64
Performance / Execution	0.80	4.00	3.50	3.75	3.50	4.00	3.25	4.25	3.75	3.75	3.25	3.50	3.25	-	-	-	-	3.54
Choreography / Composition	0.80	4.25	3.75	4.00	3.75	4.00	3.25	4.00	3.75	4.00	4.25	3.75	3.25	-	-	-	-	3.75
Interpretation	0.80	4.00	3.50	3.75	3.50	4.00	3.00	4.25	3.75	3.75	3.00	3.75	3.50	-	-	-	-	3.50
<b>Judges Total Program Component Score (factorized)</b>																		<b>14.63</b>

Deductions:	Time Violation:	0.00	Music Violation:	0.00	Illegal Element:	0.00
Costume & Prop violation:	0.00		Fall:	-1.00		
						<b>-1.00</b>





JUDGES DETAILS PER SKATER

PALAVELA TUE 25 JAN 2005

Rank	Name	NOC Code	Total Segment Score	Total Element Score	Program Score (factorized)	Component Score	Total Deductions
			=	+		+	-
13	SPASSOVA Rumiana - TODOROV Stanimir	BUL	35.82	22.55	15.27		2.00

#	Executed Elements	Base Value	GOE	The Judges Panel (in random order)												Scores of Panel				
1	2Tw	3.5	-1.00	-3	-3	-3	-3	-3	-3	-3	-3	-3	-3	-3	-3	-3	-3	-3	-	2.50
2	2LoTh	3.0	-1.00	-3	-3	-3	-3	-3	-3	-3	-3	-3	-3	-3	-3	-3	-3	-3	-	2.00
3	5ALi1	5.5	-0.09	0	0	-1	0	0	0	0	0	0	0	-1	-1	-1	-1	-	5.41	
4	2F	1.7	-0.13	0	-1	0	-1	0	0	0	-1	0	-1	0	0	0	0	-	1.57	
5	BiDs1	3.0	0.00	0	1	0	0	0	0	0	0	0	0	-1	0	-1	0	-	3.00	
6	CCoSp1	2.5	-0.34	-1	-1	-1	-1	-1	-1	-1	-1	-1	-1	-2	-2	-2	-2	-	2.16	
7	SpSt1	2.0	0.00	0	0	0	0	0	0	0	0	0	0	0	0	0	0	-	2.00	
8	PCoSp2	4.0	-0.09	0	0	-1	0	0	0	0	-1	0	0	-1	0	0	0	-	3.91	
		<b>25.2</b>																	<b>22.55</b>	

Program Components	Factor															
Skating Skills	0.80	4.00	4.00	3.50	3.50	4.00	3.75	3.25	4.00	4.00	5.25	3.00	3.75	-	3.79	
Transition / Linking Footwork	0.80	3.75	3.75	3.50	3.75	3.75	3.50	3.00	4.50	4.50	5.25	3.25	4.00	-	3.82	
Performance / Execution	0.80	4.00	3.25	3.50	3.50	3.75	3.25	3.25	4.50	4.50	4.25	3.00	3.50	-	3.61	
Choreography / Composition	0.80	4.00	4.00	3.75	3.75	4.00	4.00	3.50	4.75	6.00	6.00	3.25	4.00	-	4.04	
Interpretation	0.80	4.00	3.75	3.50	3.50	3.75	3.50	3.25	4.50	4.75	5.00	3.00	4.00	-	3.82	
<b>Judges Total Program Component Score (factorized)</b>															<b>15.27</b>	

<b>Deductions:</b>	Time Violation:	0.00	Music Violation:	0.00	Illegal Element:	0.00
	Costume & Prop violation:	0.00	Fall:	-2.00		<b>-2.00</b>

