



World Figure Skating Championships® 2005

March 13th – 20th

Moscow / Russia



ICE DANCING COMPULSORY DANCE JUDGES DETAILS

Rank	Name	NOC Code	Total Segment Score	Total Element Score	Program Score (factorized)	Total Component Score	Total Deductions
			=	+		+	-
1	Tatiana NAVKA / Roman KOSTOMAROV	RUS	45.97	21.58		24.39	0.00

# Executed Elements	Base Value	GOE	The Judges Panel (in random order)											Scores of Panel		
1	1S1	1.4	0.59	1	1	2	2	1	2	3	2	2	1	2	3	1.99
2	1S2	2.1	0.86	1	1	2	2	1	2	2	1	1	2	2	3	2.96
3	1S3	1.4	0.69	2	1	2	2	1	3	2	1	2	2	2	3	2.09
4	1S4	2.1	0.71	2	1	2	1	0	1	2	2	1	1	1	2	2.81
5	2S1	1.6	0.86	0	1	2	2	1	2	2	1	2	2	2	2	2.46
6	2S2	2.4	1.00	1	1	2	2	1	2	2	1	1	1	2	2	3.40
7	2S3	1.6	1.07	2	1	2	2	1	3	2	2	1	2	2	3	2.67
8	2S4	2.4	0.80	2	1	2	1	0	1	2	1	2	0	1	2	3.20
			15.0												21.58	

Program Components

Factor

Skating Skills	0.75	8.25	7.75	8.25	8.25	7.75	8.25	8.50	8.00	8.00	8.25	8.00	8.50	8.18
Timing	1.00	8.50	7.50	8.00	8.25	7.50	8.00	8.25	8.25	8.00	7.75	7.75	8.25	8.04
Performance / Execution	0.75	7.75	7.75	8.25	8.50	7.50	8.25	8.25	8.00	8.50	7.75	8.00	8.50	8.07
Interpretation	0.50	8.50	7.75	8.25	8.50	7.75	8.50	8.00	8.00	8.25	8.25	8.25	9.00	8.32
Judges Total Program Component Score (factorized)														24.39

Deductions:

Time Violation:	0.00	Extra Element:	0.00	Illegal Element/Movement:	0.00
Costume & Prop violation:	0.00	Interruption in excess:	0.00	Fall:	0.00
0.00					

Rank	Name	NOC Code	Total Segment Score	Total Element Score	Program Score (factorized)	Total Component Score	Total Deductions
			=	+		+	-
2	Tanith BELBIN / Benjamin AGOSTO	USA	42.18	19.56		22.62	0.00

# Executed Elements	Base Value	GOE	The Judges Panel (in random order)											Scores of Panel		
1	1S1	1.4	0.41	2	1	1	2	1	2	2	1	1	0	1	1	1.81
2	1S2	2.1	0.50	1	0	1	1	0	2	2	2	1	0	1	1	2.60
3	1S3	1.4	0.36	1	1	1	1	1	2	2	1	1	0	2	1	1.76
4	1S4	2.1	0.79	2	1	2	2	0	2	1	1	2	2	1	1	2.89
5	2S1	1.6	0.43	2	1	1	1	0	1	2	0	2	0	1	1	2.03
6	2S2	2.4	0.80	1	0	1	1	1	2	2	2	1	2	1	1	3.20
7	2S3	1.6	0.57	1	1	1	2	0	2	2	1	2	0	1	1	2.17
8	2S4	2.4	0.70	1	1	2	1	0	2	1	1	2	1	1	1	3.10
			15.0												19.56	

Program Components

Factor

Skating Skills	0.75	7.75	7.25	7.25	8.00	7.00	8.00	8.25	7.50	7.75	7.75	7.75	7.00	7.61
Timing	1.00	8.00	7.00	7.00	8.00	6.75	7.75	8.00	7.50	7.50	7.50	7.50	6.75	7.46
Performance / Execution	0.75	7.50	7.25	7.00	8.25	7.00	8.00	8.25	7.75	7.75	7.75	7.75	6.75	7.57
Interpretation	0.50	7.75	7.25	7.00	8.25	7.00	8.00	8.50	7.50	7.75	7.75	7.50	6.75	7.54
Judges Total Program Component Score (factorized)														22.62

Deductions:

Time Violation:	0.00	Extra Element:	0.00	Illegal Element/Movement:	0.00
Costume & Prop violation:	0.00	Interruption in excess:	0.00	Fall:	0.00
0.00					

Official ISU Sponsors





World Figure Skating Championships® 2005

March 13th – 20th

Moscow / Russia



ICE DANCING COMPULSORY DANCE JUDGES DETAILS

Rank	Name	NOC Code	Total Segment Score	Total Element Score	Program Score (factorized)	Total Component Score	Total Deductions
			=	+		+	-
3	Elena GRUSHINA / Ruslan GONCHAROV	UKR	41.30	18.76		22.54	0.00

# Executed Elements	Base Value	GOE	The Judges Panel (in random order)											Scores of Panel				
1	1S1	1.4	0.30	1	1	1	1	1	1	1	2	1	1	1	1	1	1	1.70
2	1S2	2.1	0.50	1	1	2	1	1	1	1	1	1	1	0	1	1	2.60	
3	1S3	1.4	0.31	1	1	1	1	1	1	1	2	1	0	2	0	1.71		
4	1S4	2.1	0.50	2	1	2	1	1	0	2	1	0	1	1	0	2.60		
5	2S1	1.6	0.57	2	1	2	1	1	1	1	1	1	1	1	1	2.17		
6	2S2	2.4	0.43	1	0	2	0	1	1	1	1	1	0	1	1	2.83		
7	2S3	1.6	0.64	1	1	1	1	1	2	2	2	0	1	2	1	2.24		
8	2S4	2.4	0.51	1	1	2	0	1	0	2	1	0	1	1	1	2.91		
			15.0												18.76			

Program Components

Factor

Skating Skills	0.75	7.75	7.25	7.75	7.00	7.50	7.50	8.00	7.50	7.25	7.75	7.50	7.00	7.46
Timing	1.00	8.00	7.50	7.50	7.25	7.50	7.50	8.00	7.75	7.50	7.50	7.25	7.00	7.46
Performance / Execution	0.75	7.75	7.50	7.75	7.25	7.50	7.50	7.50	7.50	7.50	8.00	7.50	7.25	7.54
Interpretation	0.50	8.00	7.50	7.75	7.50	7.50	7.50	7.50	7.75	7.50	7.75	7.75	7.25	7.64

Judges Total Program Component Score (factorized)

22.54

Deductions:

Time Violation:	0.00	Extra Element:	0.00	Illegal Element/Movement:	0.00
Costume & Prop violation:	0.00	Interruption in excess:	0.00	Fall:	0.00

0.00

Rank	Name	NOC Code	Total Segment Score	Total Element Score	Program Score (factorized)	Total Component Score	Total Deductions
			=	+		+	-
4	Albena DENKOVA / Maxim STAVISKI	BUL	40.81	18.41		22.40	0.00

# Executed Elements	Base Value	GOE	The Judges Panel (in random order)											Scores of Panel		
1	1S1	1.4	0.47	2	1	1	2	1	1	2	2	1	1	1	2	1.87
2	1S2	2.1	0.50	1	0	2	1	0	1	2	1	1	1	1	1	2.60
3	1S3	1.4	0.23	0	1	2	0	0	0	1	1	0	0	1	2	1.63
4	1S4	2.1	0.36	1	1	1	0	0	0	0	1	1	-1	1	1	2.46
5	2S1	1.6	0.71	1	1	2	1	1	2	2	2	1	1	1	2	2.31
6	2S2	2.4	0.34	1	0	1	0	0	0	1	1	0	0	1	1	2.74
7	2S3	1.6	0.29	0	1	2	0	0	0	2	1	0	0	1	1	1.89
8	2S4	2.4	0.51	1	1	2	0	0	1	0	1	1	0	1	1	2.91
			15.0												18.41	

Program Components

Factor

Skating Skills	0.75	8.25	7.25	7.50	7.25	7.00	7.75	8.00	7.75	7.75	7.25	7.75	8.00	7.61
Timing	1.00	7.50	7.25	7.25	7.00	6.75	7.25	8.00	7.50	7.50	7.50	7.50	7.75	7.39
Performance / Execution	0.75	7.50	7.25	7.50	7.25	7.00	7.50	8.00	7.75	7.50	7.25	7.50	7.50	7.43
Interpretation	0.50	7.25	7.50	7.50	7.25	7.00	7.50	8.00	7.75	7.50	7.50	7.50	7.50	7.46

Judges Total Program Component Score (factorized)

22.40

Deductions:

Time Violation:	0.00	Extra Element:	0.00	Illegal Element/Movement:	0.00
Costume & Prop violation:	0.00	Interruption in excess:	0.00	Fall:	0.00

0.00

Official ISU Sponsors





World Figure Skating Championships® 2005

March 13th – 20th

Moscow / Russia



ICE DANCING COMPULSORY DANCE JUDGES DETAILS

Rank	Name	NOC Code	Total Segment Score	Total Element Score	Program Score (factorized)	Total Component Score	Total Deductions
			=	+		+	-
5	Marie-France DUBREUIL / Patrice LAUZON	CAN	40.51	19.04		21.47	0.00

# Executed Elements	Base Value	GOE	The Judges Panel (in random order)											Scores of Panel		
1	1S1	1.4	0.31	1	1	1	0	1	2	1	1	1	0	1	2	1.71
2	1S2	2.1	0.50	1	0	1	1	1	1	1	1	1	1	1	1	2.60
3	1S3	1.4	0.37	2	1	1	1	1	2	2	0	1	0	1	2	1.77
4	1S4	2.1	0.50	1	1	1	1	0	1	1	1	1	1	1	2	2.60
5	2S1	1.6	0.43	0	1	1	0	0	2	1	1	1	0	1	2	2.03
6	2S2	2.4	0.61	2	1	1	0	0	1	1	1	0	0	1	2	3.01
7	2S3	1.6	0.71	2	1	2	1	1	2	2	0	1	1	1	2	2.31
8	2S4	2.4	0.61	1	1	2	0	0	1	1	1	1	0	1	2	3.01
			15.0												19.04	

Program Components

Factor

Skating Skills	0.75	7.50	7.00	7.00	7.25	7.50	7.25	7.25	7.25	6.75	7.00	7.25	7.00	7.14
Timing	1.00	7.50	7.00	7.00	7.00	7.25	7.25	7.00	7.25	6.50	7.00	7.00	6.75	7.07
Performance / Execution	0.75	7.50	7.25	6.75	7.50	7.50	7.25	7.00	7.25	6.75	7.00	7.25	7.00	7.21
Interpretation	0.50	8.00	7.00	7.00	7.50	7.50	7.25	7.00	7.25	6.75	7.25	7.50	7.00	7.25

Judges Total Program Component Score (factorized)

21.47

Deductions:

Time Violation:	0.00	Extra Element:	0.00	Illegal Element/Movement:	0.00
Costume & Prop violation:	0.00	Interruption in excess:	0.00	Fall:	0.00

0.00

Rank	Name	NOC Code	Total Segment Score	Total Element Score	Program Score (factorized)	Total Component Score	Total Deductions
			=	+		+	-
6	Isabelle DELOBEL / Olivier SCHOENFELDER	FRA	40.51	18.54		21.97	0.00

# Executed Elements	Base Value	GOE	The Judges Panel (in random order)											Scores of Panel		
1	1S1	1.4	0.41	1	0	1	1	1	2	2	1	2	1	2	2	1.81
2	1S2	2.1	0.50	2	1	1	1	0	1	2	0	1	0	1	2	2.60
3	1S3	1.4	0.30	1	1	0	1	0	1	2	1	1	1	1	1	1.70
4	1S4	2.1	0.50	1	0	1	1	0	2	1	1	2	0	1	2	2.60
5	2S1	1.6	0.43	1	0	0	1	1	1	1	1	2	1	1	1	2.03
6	2S2	2.4	0.51	1	0	1	1	0	1	2	1	1	0	1	2	2.91
7	2S3	1.6	0.36	1	1	0	0	0	1	1	1	1	0	1	1	1.96
8	2S4	2.4	0.53	1	0	2	1	0	1	1	0	2	0	1	2	2.93
			15.0												18.54	

Program Components

Factor

Skating Skills	0.75	7.75	6.50	6.75	7.50	6.75	7.50	7.75	7.25	7.75	7.75	7.75	7.50	7.43
Timing	1.00	7.75	6.50	6.50	7.25	6.75	7.25	7.75	7.50	7.50	7.50	7.50	7.25	7.25
Performance / Execution	0.75	7.50	6.75	6.75	7.50	7.00	7.50	7.50	7.25	7.75	7.50	7.50	7.25	7.32
Interpretation	0.50	7.75	6.75	6.75	7.25	7.00	7.25	7.75	7.25	7.75	7.75	7.75	7.25	7.32

Judges Total Program Component Score (factorized)

21.97

Deductions:

Time Violation:	0.00	Extra Element:	0.00	Illegal Element/Movement:	0.00
Costume & Prop violation:	0.00	Interruption in excess:	0.00	Fall:	0.00

0.00

Official ISU Sponsors





World Figure Skating Championships® 2005

March 13th – 20th

Moscow / Russia



ICE DANCING COMPULSORY DANCE JUDGES DETAILS

Rank	Name	NOC Code	Total Segment Score	Total Element Score	Program Score (factorized)	Total Component Score	Total Deductions
			=	+		+	-
7	Galit CHAIT / Sergei SAKHNOVSKI	ISR	39.13	17.78		21.35	0.00

# Executed Elements	Base Value	GOE	The Judges Panel (in random order)											Scores of Panel			
1	1S1	1.4	0.30	1	1	1	1	1	2	1	1	1	2	0	1	1	1.70
2	1S2	2.1	0.21	1	0	0	0	1	1	1	1	1	0	1	0	2.31	
3	1S3	1.4	0.17	1	1	0	0	0	1	1	0	1	0	1	1	1.57	
4	1S4	2.1	0.50	0	1	1	1	0	1	1	1	1	1	1	2	2.60	
5	2S1	1.6	0.50	1	1	1	1	1	2	1	1	2	0	1	1	2.10	
6	2S2	2.4	0.43	1	0	1	0	1	1	1	1	1	0	1	1	2.83	
7	2S3	1.6	0.07	1	0	0	0	0	0	1	0	1	0	0	1	1.67	
8	2S4	2.4	0.60	0	1	1	1	0	1	1	1	1	1	1	2	3.00	
			15.0												17.78		

Program Components

Factor

Skating Skills	0.75	7.25	7.25	6.75	7.00	7.25	7.25	7.50	7.25	7.25	7.00	7.25	7.25	7.18
Timing	1.00	7.00	7.00	7.00	7.00	7.00	7.25	7.25	7.00	7.75	7.00	7.00	7.00	7.00
Performance / Execution	0.75	7.00	7.25	6.75	7.25	7.25	7.25	7.50	7.25	7.50	7.00	7.50	7.25	7.18
Interpretation	0.50	7.25	7.00	7.00	7.25	7.25	7.50	7.00	7.00	7.50	6.75	7.50	7.00	7.14
Judges Total Program Component Score (factorized)														21.35

Deductions:

Time Violation:	0.00	Extra Element:	0.00	Illegal Element/Movement:	0.00
Costume & Prop violation:	0.00	Interruption in excess:	0.00	Fall:	0.00
				0.00	0.00

Rank	Name	NOC Code	Total Segment Score	Total Element Score	Program Score (factorized)	Total Component Score	Total Deductions
			=	+		+	-
8	Oksana DOMNINA / Maxim SHABALIN	RUS	36.26	16.80		19.46	0.00

# Executed Elements	Base Value	GOE	The Judges Panel (in random order)											Scores of Panel		
1	1S1	1.4	0.17	1	1	0	1	0	0	2	0	1	0	1	1	1.57
2	1S2	2.1	0.14	1	0	0	0	0	1	1	-1	0	0	0	1	2.24
3	1S3	1.4	0.30	1	1	1	1	1	1	2	1	1	0	1	2	1.70
4	1S4	2.1	0.29	1	0	1	0	0	0	1	0	1	1	1	1	2.39
5	2S1	1.6	0.14	0	1	1	0	0	0	1	0	0	0	0	1	1.74
6	2S2	2.4	0.09	1	0	0	0	0	0	0	0	0	-1	0	1	2.49
7	2S3	1.6	0.50	1	1	1	1	1	1	2	1	1	0	1	1	2.10
8	2S4	2.4	0.17	1	0	0	1	0	0	2	0	0	0	0	1	2.57
			15.0												16.80	

Program Components

Factor

Skating Skills	0.75	6.50	6.25	6.00	6.50	5.75	6.50	7.25	6.50	6.75	6.75	6.50	6.50	6.46
Timing	1.00	6.75	6.25	6.00	6.50	5.50	6.25	7.00	6.50	6.50	6.50	6.25	6.50	6.39
Performance / Execution	0.75	6.75	6.25	6.25	6.75	5.50	6.50	7.25	6.75	6.50	6.50	6.50	6.75	6.57
Interpretation	0.50	7.00	6.50	6.00	6.50	5.75	6.75	7.75	6.25	6.75	6.75	6.75	6.50	6.57
Judges Total Program Component Score (factorized)														19.46

Deductions:

Time Violation:	0.00	Extra Element:	0.00	Illegal Element/Movement:	0.00
Costume & Prop violation:	0.00	Interruption in excess:	0.00	Fall:	0.00
				0.00	0.00

Official ISU Sponsors





World Figure Skating Championships® 2005

March 13th – 20th

Moscow / Russia



ICE DANCING COMPULSORY DANCE JUDGES DETAILS

Rank	Name	NOC Code	Total Segment Score	Total Element Score	Program Score (factorized)	Total Component Score	Total Deductions
			=	+		+	-
9	Federica FAIELLA / Massimo SCALI	ITA	36.19	16.82		19.37	0.00

# Executed Elements	Base Value	GOE	The Judges Panel (in random order)											Scores of Panel			
1	1S1	1.4	0.09	0	0	0	-1	1	1	1	1	1	1	0	1	0	1.49
2	1S2	2.1	0.21	0	0	0	0	1	1	0	0	1	0	0	1	1	2.31
3	1S3	1.4	0.13	0	0	1	0	1	1	2	0	1	0	1	1	1.53	
4	1S4	2.1	0.14	0	0	0	1	0	0	1	1	0	0	0	1	2.24	
5	2S1	1.6	0.21	0	0	1	-1	0	1	0	1	0	0	1	0	1.81	
6	2S2	2.4	0.34	1	0	1	1	0	0	0	0	0	-1	1	1	2.74	
7	2S3	1.6	0.36	1	0	1	1	1	1	2	0	1	0	1	1	1.96	
8	2S4	2.4	0.34	-1	0	0	1	0	0	1	1	0	1	1	1	2.74	
			15.0												16.82		

Program Components

Factor

Skating Skills	0.75	6.75	5.50	6.00	6.75	6.75	6.75	6.75	6.75	6.50	6.25	6.50	6.25	6.46
Timing	1.00	6.50	5.50	6.00	7.00	6.50	6.25	7.00	6.75	6.50	6.25	6.25	6.50	6.36
Performance / Execution	0.75	6.50	5.75	6.00	6.75	6.75	6.75	6.75	7.00	6.75	6.25	6.50	6.50	6.46
Interpretation	0.50	7.00	5.75	6.25	7.00	6.75	6.75	6.75	6.75	6.50	6.25	6.75	6.50	6.61
Judges Total Program Component Score (factorized)														19.37

Deductions:

Time Violation:	0.00	Extra Element:	0.00	Illegal Element/Movement:	0.00
Costume & Prop violation:	0.00	Interruption in excess:	0.00	Fall:	0.00
					0.00

Rank	Name	NOC Code	Total Segment Score	Total Element Score	Program Score (factorized)	Total Component Score	Total Deductions
			=	+		+	-
10	Megan WING / Aaron LOWE	CAN	35.11	16.59		18.52	0.00

# Executed Elements	Base Value	GOE	The Judges Panel (in random order)											Scores of Panel		
1	1S1	1.4	0.09	0	0	0	1	0	1	1	0	1	0	0	1	1.49
2	1S2	2.1	0.21	0	0	1	1	1	0	0	0	0	1	0	2	2.31
3	1S3	1.4	0.17	1	0	0	1	1	1	1	0	1	0	1	1	1.57
4	1S4	2.1	0.36	0	0	1	1	0	0	1	1	0	1	1	2	2.46
5	2S1	1.6	0.14	0	0	0	0	0	1	1	1	1	0	0	1	1.74
6	2S2	2.4	0.17	1	0	1	0	1	0	1	0	0	0	0	1	2.57
7	2S3	1.6	0.36	1	0	1	1	1	1	1	0	1	0	1	1	1.96
8	2S4	2.4	0.09	0	0	0	1	0	0	1	0	1	0	0	1	2.49
			15.0												16.59	

Program Components

Factor

Skating Skills	0.75	6.00	5.75	6.00	6.50	6.25	6.25	6.25	6.50	6.25	6.00	6.00	6.25	6.14
Timing	1.00	6.25	5.75	6.00	7.00	6.00	6.00	6.00	6.25	6.50	6.25	5.50	6.50	6.14
Performance / Execution	0.75	6.00	6.00	6.25	6.50	6.00	6.25	5.75	6.25	6.25	6.00	5.75	6.50	6.18
Interpretation	0.50	5.50	6.00	6.25	6.75	6.25	6.25	5.25	6.50	6.50	6.25	6.00	6.50	6.25
Judges Total Program Component Score (factorized)														18.52

Deductions:

Time Violation:	0.00	Extra Element:	0.00	Illegal Element/Movement:	0.00
Costume & Prop violation:	0.00	Interruption in excess:	0.00	Fall:	0.00
					0.00

Official ISU Sponsors





World Figure Skating Championships® 2005

March 13th – 20th

Moscow / Russia



ICE DANCING COMPULSORY DANCE JUDGES DETAILS

Rank	Name	NOC Code	Total Segment Score	Total Element Score	Program Score (factorized)	Total Component Score	Total Deductions
			=	+		+	-
11	Melissa GREGORY / Denis PETUKHOV	USA	34.40	15.62		18.78	0.00

# Executed Elements	Base Value	GOE	The Judges Panel (in random order)											Scores of Panel	
1	1S1	1.4	0.09	-1	0	1	-1	1	1	1	0	1	1	0	1.49
2	1S2	2.1	0.21	0	0	0	1	1	1	1	1	0	0	1	2.31
3	1S3	1.4	0.04	0	0	0	1	0	0	1	0	1	0	1	1.44
4	1S4	2.1	0.07	0	1	0	0	1	0	0	0	1	0	0	2.17
5	2S1	1.6	0.21	0	0	1	-1	1	1	0	0	1	1	1	1.81
6	2S2	2.4	0.00	0	0	1	0	0	0	1	0	0	0	0	2.40
7	2S3	1.6	0.00	0	0	0	0	1	0	1	1	0	0	0	1.60
8	2S4	2.4	0.00	0	0	0	0	0	0	0	0	1	0	0	2.40
			15.0												15.62

Program Components

Factor

Skating Skills	0.75	6.00	6.25	6.00	6.50	6.50	6.25	6.50	6.00	6.00	6.75	6.50	6.00	6.21
Timing	1.00	5.00	6.25	5.75	6.00	6.50	6.25	6.00	6.00	6.25	6.50	6.25	6.25	6.11
Performance / Execution	0.75	6.50	6.50	6.00	7.00	6.75	6.25	6.50	6.00	6.50	6.50	6.50	6.50	6.39
Interpretation	0.50	6.50	6.50	5.75	6.75	6.75	6.25	6.00	6.00	6.50	6.75	6.50	6.50	6.43
Judges Total Program Component Score (factorized)														18.78

Deductions:

Time Violation:	0.00	Extra Element:	0.00	Illegal Element/Movement:	0.00
Costume & Prop violation:	0.00	Interruption in excess:	0.00	Fall:	0.00
					0.00

Rank	Name	NOC Code	Total Segment Score	Total Element Score	Program Score (factorized)	Total Component Score	Total Deductions
			=	+		+	-
12	Sinead KERR / John KERR	GBR	32.63	15.74		16.89	0.00

# Executed Elements	Base Value	GOE	The Judges Panel (in random order)											Scores of Panel		
1	1S1	1.4	0.00	0	0	0	0	1	0	1	0	0	-1	0	0	1.40
2	1S2	2.1	0.00	0	0	0	0	0	0	0	0	1	0	0	-1	2.10
3	1S3	1.4	0.13	0	0	1	0	0	0	1	1	0	1	1	-1	1.53
4	1S4	2.1	0.14	0	0	0	1	0	1	2	0	1	1	0	0	2.24
5	2S1	1.6	0.00	1	0	0	0	0	0	0	0	0	0	0	0	1.60
6	2S2	2.4	0.09	1	0	1	0	0	0	0	0	0	0	0	0	2.49
7	2S3	1.6	0.21	1	0	1	0	0	0	1	1	1	0	1	0	1.81
8	2S4	2.4	0.17	0	0	0	1	1	1	1	0	1	1	-1	0	2.57
			15.0												15.74	

Program Components

Factor

Skating Skills	0.75	6.00	5.00	6.00	5.75	5.50	6.00	6.50	6.00	5.75	5.00	5.75	4.75	5.64
Timing	1.00	6.00	4.75	5.75	5.25	5.25	5.75	6.25	6.00	5.25	5.25	5.50	5.50	5.57
Performance / Execution	0.75	5.75	5.25	5.75	5.75	5.50	6.25	6.25	5.75	5.50	5.50	5.50	5.50	5.64
Interpretation	0.50	5.75	5.25	6.00	5.50	5.50	6.00	6.50	5.75	5.50	5.75	5.75	5.50	5.71
Judges Total Program Component Score (factorized)														16.89

Deductions:

Time Violation:	0.00	Extra Element:	0.00	Illegal Element/Movement:	0.00
Costume & Prop violation:	0.00	Interruption in excess:	0.00	Fall:	0.00
					0.00

Official ISU Sponsors





World Figure Skating Championships® 2005

March 13th – 20th

Moscow / Russia



ICE DANCING COMPULSORY DANCE JUDGES DETAILS

Rank	Name	NOC Code	Total Segment Score	Total Element Score	Program Score (factorized)	Total Component Score	Total Deductions
			=	+		+	-
13	Svetlana KULIKOVA / Vitali NOVIKOV	RUS	31.21	14.17		17.04	0.00

# Executed Elements	Base Value	GOE	The Judges Panel (in random order)											Scores of Panel				
1	1S1	1.4	-0.09	-1	-1	0	0	0	0	0	0	0	0	-1	0	0	0	1.31
2	1S2	2.1	0.00	0	0	0	0	0	1	0	0	0	0	-1	0	0	1	2.10
3	1S3	1.4	0.09	-1	0	0	1	0	0	0	0	1	0	0	0	1	1.49	
4	1S4	2.1	-0.07	-1	0	1	0	0	-1	0	0	0	0	-1	0	1	2.03	
5	2S1	1.6	-0.07	-1	-1	0	0	0	0	0	0	0	0	0	0	1	1.53	
6	2S2	2.4	-0.09	-2	-1	1	0	1	-1	0	0	-1	0	0	0	1	2.31	
7	2S3	1.6	0.00	-1	0	0	0	0	0	0	0	0	0	0	0	1	1.60	
8	2S4	2.4	-0.60	-1	-1	-1	-1	-1	-1	0	-1	-1	-1	-1	-1	-1	1.80	
15.0																		

Program Components	Factor														
Skating Skills	0.75	4.25	5.50	6.25	5.50	5.75	6.00	5.25	6.00	5.75	6.50	5.75	5.50	5.79	
Timing	1.00	4.00	5.25	5.75	5.25	5.50	5.50	5.00	6.00	5.25	6.00	5.50	5.75	5.57	
Performance / Execution	0.75	4.50	5.25	6.00	5.25	5.75	5.75	5.00	5.75	5.50	6.25	5.75	5.75	5.64	
Interpretation	0.50	3.75	5.50	6.00	5.50	5.50	5.75	5.00	6.00	5.50	6.50	6.00	5.75	5.79	
Judges Total Program Component Score (factorized)		17.04													

Deductions:	Time Violation:	0.00	Extra Element:	0.00	Illegal Element/Movement:	0.00
Costume & Prop violation:	0.00	Interruption in excess:	0.00	Fall:	0.00	0.00

Rank	Name	NOC Code	Total Segment Score	Total Element Score	Program Score (factorized)	Total Component Score	Total Deductions
			=	+		+	-
14	Kristin FRASER / Igor LUKANIN	AZE	31.16	14.53		16.63	0.00

# Executed Elements	Base Value	GOE	The Judges Panel (in random order)											Scores of Panel		
1	1S1	1.4	0.09	0	0	0	0	0	1	0	0	1	1	0	1	1.49
2	1S2	2.1	-0.07	-1	-1	0	0	-1	1	0	0	1	-1	0	1	2.03
3	1S3	1.4	0.00	0	0	0	0	0	0	0	0	0	0	0	1	1.40
4	1S4	2.1	-0.21	0	0	-1	-1	0	-1	0	0	1	0	-1	0	1.89
5	2S1	1.6	0.00	1	0	0	0	0	0	0	0	1	-1	0	0	1.60
6	2S2	2.4	-0.09	-1	-1	0	0	0	0	-1	0	0	0	0	0	2.31
7	2S3	1.6	0.07	0	0	0	0	1	1	0	-1	0	0	0	1	1.67
8	2S4	2.4	-0.26	0	0	-1	-1	0	-1	0	0	0	1	-1	0	2.14
15.0																

Program Components	Factor														
Skating Skills	0.75	5.50	5.25	5.75	5.50	5.50	6.00	5.75	5.75	6.00	5.00	5.75	5.75	5.61	
Timing	1.00	5.75	5.00	5.50	5.25	5.50	5.75	5.75	5.75	5.75	5.00	5.50	5.75	5.50	
Performance / Execution	0.75	5.00	5.25	5.50	5.50	5.50	5.75	5.25	5.75	6.25	5.25	5.75	5.50	5.50	
Interpretation	0.50	5.25	5.25	5.75	5.50	5.75	5.75	5.50	5.75	6.00	5.25	6.00	5.75	5.57	
Judges Total Program Component Score (factorized)		16.63													

Deductions:	Time Violation:	0.00	Extra Element:	0.00	Illegal Element/Movement:	0.00
Costume & Prop violation:	0.00	Interruption in excess:	0.00	Fall:	0.00	0.00

Official ISU Sponsors





World Figure Skating Championships® 2005

March 13th – 20th

Moscow / Russia



ICE DANCING COMPULSORY DANCE JUDGES DETAILS

Rank	Name	NOC Code	Total Segment Score	Total Element Score	Program Score (factorized)	Total Component Score	Total Deductions
			=	+		+	-
15	Nora HOFFMANN / Attila ELEK	HUN	30.17	14.37		15.80	0.00

# Executed Elements	Base Value	GOE	The Judges Panel (in random order)											Scores of Panel		
1 1S1	1.4	0.04	0	0	0	0	0	1	0	0	-1	1	0	0	1	1.44
2 1S2	2.1	-0.07	-1	-1	0	-1	1	0	0	0	0	0	1	0	1	2.03
3 1S3	1.4	0.00	0	0	0	0	0	0	0	0	0	1	0	0	1	1.40
4 1S4	2.1	-0.29	-1	0	-1	-1	0	-1	-1	0	0	0	-1	1	1	1.81
5 2S1	1.6	-0.14	0	0	0	-1	0	0	0	-1	0	0	-1	1	1	1.46
6 2S2	2.4	-0.17	0	-1	0	0	1	-1	-1	0	0	-1	0	2	2	2.23
7 2S3	1.6	0.00	0	0	0	0	0	0	0	0	0	1	0	0	1	1.60
8 2S4	2.4	0.00	1	0	0	-1	0	-1	0	0	0	1	-1	1	1	2.40
	15.0															14.37

Program Components

Factor

Skating Skills	0.75	6.00	5.25	5.25	5.00	4.75	4.75	5.00	5.50	5.75	4.75	5.50	6.00	5.32
Timing	1.00	5.75	5.00	5.25	5.00	4.75	5.00	5.00	5.75	5.50	4.75	5.25	5.75	5.29
Performance / Execution	0.75	5.25	5.00	5.00	5.25	5.00	5.00	5.00	5.50	5.50	4.75	5.50	6.00	5.21
Interpretation	0.50	5.25	5.25	5.00	5.00	5.00	5.00	5.00	5.75	5.50	4.50	5.25	6.00	5.21

Judges Total Program Component Score (factorized)

15.80

Deductions:

Time Violation:	0.00	Extra Element:	0.00	Illegal Element/Movement:	0.00
Costume & Prop violation:	0.00	Interruption in excess:	0.00	Fall:	0.00

0.00

Rank	Name	NOC Code	Total Segment Score	Total Element Score	Program Score (factorized)	Total Component Score	Total Deductions
			=	+		+	-
16	Nathalie PECHALAT / Fabien BOURZAT	FRA	30.00	14.79		15.21	0.00

# Executed Elements	Base Value	GOE	The Judges Panel (in random order)											Scores of Panel		
1 1S1	1.4	0.04	1	0	0	0	0	0	1	0	1	1	0	0	0	1.44
2 1S2	2.1	-0.07	0	0	0	0	0	0	0	-1	1	0	0	-1	0	2.03
3 1S3	1.4	0.00	1	0	0	0	1	0	0	0	0	0	0	-1	0	1.40
4 1S4	2.1	0.00	1	0	-1	0	0	0	0	0	1	0	0	0	0	2.10
5 2S1	1.6	0.00	0	0	0	0	0	0	0	-1	1	0	0	0	0	1.60
6 2S2	2.4	-0.09	0	0	0	0	0	0	0	-1	1	0	0	-1	0	2.31
7 2S3	1.6	0.00	0	-1	0	0	1	1	0	0	0	0	0	0	0	1.60
8 2S4	2.4	-0.09	1	0	-1	-1	0	0	0	0	0	0	0	0	0	2.31
	15.0															14.79

Program Components

Factor

Skating Skills	0.75	6.00	5.25	5.25	5.00	4.50	5.25	5.25	5.25	5.50	4.75	5.25	4.75	5.14
Timing	1.00	5.75	5.25	5.25	5.00	4.50	5.00	5.00	5.25	5.50	4.50	5.00	4.50	5.04
Performance / Execution	0.75	6.00	5.25	5.00	5.00	4.50	5.00	5.25	5.00	5.75	4.50	5.25	4.50	5.00
Interpretation	0.50	5.75	5.25	5.25	4.50	4.75	5.00	4.75	5.25	5.50	4.75	5.50	4.75	5.11

Judges Total Program Component Score (factorized)

15.21

Deductions:

Time Violation:	0.00	Extra Element:	0.00	Illegal Element/Movement:	0.00
Costume & Prop violation:	0.00	Interruption in excess:	0.00	Fall:	0.00

0.00

Official ISU Sponsors





World Figure Skating Championships® 2005

March 13th – 20th

Moscow / Russia



ICE DANCING COMPULSORY DANCE JUDGES DETAILS

Rank	Name	NOC Code	Total Segment Score	Total Element Score	Program Score (factorized)	Total Component Score	Total Deductions
			=	+		+	-
17	Nozomi WATANABE / Akiyuki KIDO	JPN	29.20	14.00		15.20	0.00

#	Executed Elements	Base Value	GOE	The Judges Panel (in random order)										Scores of Panel		
1	1S1	1.4	-0.09	0	-1	0	0	1	0	0	-1	0	-1	0	0	1.31
2	1S2	2.1	-0.07	-1	0	-1	0	1	0	0	0	-1	0	0	0	2.03
3	1S3	1.4	0.04	0	0	0	0	1	1	0	0	0	0	1	0	1.44
4	1S4	2.1	-0.14	-1	0	0	0	0	0	0	0	-1	0	-1	0	1.96
5	2S1	1.6	-0.14	0	-1	0	0	0	0	0	-1	0	-1	0	0	1.46
6	2S2	2.4	-0.43	-1	-1	-1	-1	0	0	0	-1	-1	0	0	-1	1.97
7	2S3	1.6	0.00	-1	0	0	0	1	0	0	0	0	0	0	0	1.60
8	2S4	2.4	-0.17	0	0	0	0	0	-1	0	0	0	-1	0	-1	2.23
		15.0														14.00

Program Components

Factor

Skating Skills	0.75	4.50	5.25	5.00	5.50	5.75	5.25	5.50	5.50	5.25	5.50	5.75	4.75	5.25
Timing	1.00	3.50	5.00	4.50	5.25	5.50	5.00	4.25	5.50	5.50	5.25	5.50	4.50	5.00
Performance / Execution	0.75	4.00	5.25	4.75	5.00	5.75	4.75	4.50	5.50	5.25	5.00	5.75	4.50	4.96
Interpretation	0.50	3.75	5.00	4.75	5.50	5.50	5.00	4.25	5.50	5.25	5.25	5.75	4.50	5.07

Judges Total Program Component Score (factorized)

15.20

Deductions:

Time Violation:	0.00	Extra Element:	0.00	Illegal Element/Movement:	0.00
Costume & Prop violation:	0.00	Interruption in excess:	0.00	Fall:	0.00

0.00

Rank	Name	NOC Code	Total Segment Score	Total Element Score	Program Score (factorized)	Total Component Score	Total Deductions
			=	+		+	-
18	Anastasia GREBENKINA / Vazgen AZROJAN	ARM	28.53	13.86		14.67	0.00

#	Executed Elements	Base Value	GOE	The Judges Panel (in random order)										Scores of Panel		
1	1S1	1.4	0.00	0	0	0	0	0	0	1	-1	0	0	0	0	1.40
2	1S2	2.1	-0.14	-1	-1	0	0	-1	0	0	0	0	0	-1	0	1.96
3	1S3	1.4	-0.04	0	0	0	0	0	0	0	-1	0	0	0	-1	1.36
4	1S4	2.1	-0.29	-1	0	1	-1	-1	-1	0	0	-1	0	-1	-1	1.81
5	2S1	1.6	0.00	0	0	1	0	0	0	1	-1	0	1	-1	0	1.60
6	2S2	2.4	-0.26	-1	-1	0	0	-1	0	0	0	0	0	-1	-1	2.14
7	2S3	1.6	-0.07	-1	0	1	0	0	0	0	-1	0	0	0	0	1.53
8	2S4	2.4	-0.34	-1	0	0	-1	-1	-1	0	0	-1	0	-1	-1	2.06
		15.0														13.86

Program Components

Factor

Skating Skills	0.75	4.25	4.50	5.00	5.50	4.25	5.00	5.00	5.50	4.75	5.25	5.25	4.50	5.00
Timing	1.00	4.00	4.50	4.75	5.00	4.00	5.00	5.00	5.25	4.50	5.25	5.00	4.00	4.79
Performance / Execution	0.75	4.00	4.50	5.00	5.25	4.25	4.75	4.50	5.25	4.25	5.00	5.25	4.25	4.86
Interpretation	0.50	4.50	4.50	5.00	5.25	4.25	5.00	4.25	5.25	4.50	5.75	5.25	4.25	4.96

Judges Total Program Component Score (factorized)

14.67

Deductions:

Time Violation:	0.00	Extra Element:	0.00	Illegal Element/Movement:	0.00
Costume & Prop violation:	0.00	Interruption in excess:	0.00	Fall:	0.00

0.00

Official ISU Sponsors





World Figure Skating Championships® 2005

March 13th – 20th

Moscow / Russia



ICE DANCING COMPULSORY DANCE JUDGES DETAILS

Rank	Name	NOC Code	Total Segment Score	Total Element Score	Program Score (factorized)	Total Component Score	Total Deductions
			=	+		+	-
19	Natalia GUDINA / Alexei BELETSKI	ISR	28.40	13.39		15.01	0.00

#	Executed Elements	Base Value	GOE	The Judges Panel (in random order)										Scores of Panel			
1	1S1	1.4	-0.09	-1	-1	0	0	1	0	0	0	-1	0	0	0	0	1.31
2	1S2	2.1	-0.21	0	-1	-1	-1	0	0	0	0	-1	0	0	0	0	1.89
3	1S3	1.4	-0.04	-1	0	-1	0	0	0	0	0	0	0	0	0	0	1.36
4	1S4	2.1	-0.21	0	0	0	-1	0	-1	0	-1	0	1	0	-1	1.89	
5	2S1	1.6	-0.07	0	0	0	0	0	0	0	0	-1	0	0	-1	1.53	
6	2S2	2.4	-0.34	-1	-1	-1	-1	0	-1	-1	0	0	0	0	0	2.06	
7	2S3	1.6	-0.14	-1	0	-1	-1	0	0	0	0	0	0	0	0	1.46	
8	2S4	2.4	-0.51	-1	0	-1	-1	0	-1	0	-1	0	0	-1	-1	1.89	
		15.0														13.39	

Program Components

Factor

Skating Skills	0.75	5.50	5.00	5.25	5.00	4.75	5.25	5.50	5.25	5.50	5.00	5.50	4.75	5.18
Timing	1.00	4.25	4.75	5.00	5.00	4.75	5.00	5.00	5.00	5.25	4.50	5.50	4.50	4.82
Performance / Execution	0.75	5.00	5.00	5.25	5.25	4.75	5.00	5.25	5.25	5.50	4.75	5.50	4.50	5.07
Interpretation	0.50	4.75	5.00	5.25	5.25	4.75	5.00	5.00	5.25	5.25	4.50	5.75	4.50	5.00
Judges Total Program Component Score (factorized)														15.01

Deductions:

Time Violation:	0.00	Extra Element:	0.00	Illegal Element/Movement:	0.00
Costume & Prop violation:	0.00	Interruption in excess:	0.00	Fall:	0.00
					0.00

Rank	Name	NOC Code	Total Segment Score	Total Element Score	Program Score (factorized)	Total Component Score	Total Deductions
			=	+		+	-
20	Fang YANG / Chongbo GAO	CHN	27.57	13.62		13.95	0.00

#	Executed Elements	Base Value	GOE	The Judges Panel (in random order)										Scores of Panel		
1	1S1	1.4	-0.09	0	0	0	-1	0	-1	0	0	0	-1	0	0	1.31
2	1S2	2.1	-0.36	-1	-1	0	-1	0	-1	0	-1	-1	0	0	-1	1.74
3	1S3	1.4	0.00	0	0	1	0	1	0	0	0	0	0	0	0	1.40
4	1S4	2.1	-0.29	0	0	-1	-1	0	-2	0	0	1	-1	-1	0	1.81
5	2S1	1.6	-0.21	0	0	0	-2	0	-1	0	0	0	-1	-1	0	1.39
6	2S2	2.4	-0.26	-1	-1	0	-1	0	0	0	0	0	-1	0	0	2.14
7	2S3	1.6	0.00	0	0	0	0	1	0	0	0	0	0	0	0	1.60
8	2S4	2.4	-0.17	0	0	-1	-1	0	-1	0	0	-1	1	0	0	2.23
		15.0														13.62

Program Components

Factor

Skating Skills	0.75	4.75	5.25	5.00	4.25	4.75	4.50	5.00	5.50	4.75	4.25	5.00	4.50	4.75
Timing	1.00	4.25	5.00	4.75	4.00	4.50	4.25	5.00	5.50	4.25	4.50	4.75	4.50	4.57
Performance / Execution	0.75	4.50	5.00	5.00	4.25	4.75	4.00	5.00	5.50	4.50	4.50	5.00	4.50	4.68
Interpretation	0.50	4.50	5.25	4.75	4.25	4.50	4.00	4.50	5.75	4.50	4.25	5.00	4.25	4.61
Judges Total Program Component Score (factorized)														13.95

Deductions:

Time Violation:	0.00	Extra Element:	0.00	Illegal Element/Movement:	0.00
Costume & Prop violation:	0.00	Interruption in excess:	0.00	Fall:	0.00
					0.00

Official ISU Sponsors





World Figure Skating Championships® 2005

March 13th – 20th

Moscow / Russia



ICE DANCING COMPULSORY DANCE JUDGES DETAILS

Rank	Name	NOC Code	Total Segment Score	Total Element Score	Program Score (factorized)	Total Component Score	Total Deductions
			=	+		+	-
21	Christina BEIER / William BEIER	GER	27.24	13.66		13.58	0.00

# Executed Elements	Base Value	GOE	The Judges Panel (in random order)												Scores of Panel			
1	1S1	1.4	0.00	1	0	1	-1	0	0	1	-1	0	0	0	0	0	0	1.40
2	1S2	2.1	-0.14	-1	-1	0	0	-1	0	1	0	0	-1	0	0	0	1.96	
3	1S3	1.4	0.00	0	0	0	0	0	0	0	-1	0	0	0	0	0	1.40	
4	1S4	2.1	-0.29	0	0	-1	-1	-1	0	0	0	0	-1	-1	-1	-1	1.81	
5	2S1	1.6	-0.14	1	0	0	-1	0	0	0	-1	0	0	0	-1	-1	1.46	
6	2S2	2.4	-0.26	-1	0	-1	0	0	0	-1	0	0	0	-1	-1	-1	2.14	
7	2S3	1.6	0.00	0	0	0	0	0	0	-1	-1	-1	0	0	0	0	1.60	
8	2S4	2.4	-0.51	1	0	-1	-1	-1	-1	0	-1	0	-1	-1	-1	-1	1.89	
			15.0													13.66		

Program Components

Factor

Skating Skills	0.75	5.25	4.75	4.50	5.00	4.25	4.50	5.50	4.25	4.50	4.50	4.50	4.50	4.50	4.61
Timing	1.00	5.25	4.75	4.25	4.75	4.00	4.50	5.00	4.00	4.25	4.50	4.25	4.25	4.25	4.46
Performance / Execution	0.75	4.75	5.00	4.25	4.75	4.00	4.50	5.00	4.25	4.50	4.25	4.50	4.25	4.25	4.46
Interpretation	0.50	5.00	5.00	4.50	4.50	4.25	4.25	4.50	4.50	4.50	4.50	4.25	4.75	4.50	4.61

Judges Total Program Component Score (factorized)

13.58

Deductions:

Time Violation:	0.00	Extra Element:	0.00	Illegal Element/Movement:	0.00
Costume & Prop violation:	0.00	Interruption in excess:	0.00	Fall:	0.00

0.00

Rank	Name	NOC Code	Total Segment Score	Total Element Score	Program Score (factorized)	Total Component Score	Total Deductions
			=	+		+	-
22	Alexandra KAUC / Michal ZYCH	POL	26.58	13.43		13.15	0.00

# Executed Elements	Base Value	GOE	The Judges Panel (in random order)												Scores of Panel		
1	1S1	1.4	-0.30	-1	-1	0	-1	0	-1	0	-1	0	-1	-1	-1	-1	1.10
2	1S2	2.1	-0.14	0	0	-1	-1	0	0	0	0	-1	0	-1	0	0	1.96
3	1S3	1.4	-0.04	0	0	-1	0	0	0	0	-1	0	0	0	0	0	1.36
4	1S4	2.1	-0.07	-1	0	0	-1	0	0	0	0	0	0	0	0	0	2.03
5	2S1	1.6	-0.43	-1	0	0	-2	0	-1	0	-1	0	-1	-1	-1	-1	1.17
6	2S2	2.4	-0.26	0	0	0	-1	0	0	0	-1	-1	0	-1	-1	-1	2.14
7	2S3	1.6	-0.07	0	0	-1	0	0	0	0	0	0	0	0	0	-1	1.53
8	2S4	2.4	-0.26	-1	0	-1	-1	0	0	-1	-1	0	0	0	0	0	2.14
			15.0													13.43	

Program Components

Factor

Skating Skills	0.75	4.50	5.00	4.25	4.00	4.25	4.25	4.50	4.25	4.75	4.25	4.50	4.50	4.50	4.36
Timing	1.00	4.50	4.75	4.00	4.50	4.25	4.25	4.25	4.25	4.50	4.50	4.25	4.50	4.25	4.39
Performance / Execution	0.75	4.75	5.25	4.25	4.50	4.25	4.25	4.50	4.25	4.50	4.25	4.50	4.25	4.25	4.39
Interpretation	0.50	4.75	5.25	4.00	4.25	4.50	4.50	4.25	4.25	4.50	4.50	4.50	4.50	4.00	4.39

Judges Total Program Component Score (factorized)

13.15

Deductions:

Time Violation:	0.00	Extra Element:	0.00	Illegal Element/Movement:	0.00
Costume & Prop violation:	0.00	Interruption in excess:	0.00	Fall:	0.00

0.00

Official ISU Sponsors





World Figure Skating Championships® 2005

March 13th – 20th

Moscow / Russia



ICE DANCING COMPULSORY DANCE JUDGES DETAILS

Rank	Name	NOC Code	Total Segment Score	Total Element Score	Program Score (factorized)	Total Component Score	Total Deductions
			=	+		+	-
23	Julia GOLOVINA / Oleg VOIKO	UKR	25.24	12.77		12.47	0.00

#	Executed Elements	Base Value	GOE	The Judges Panel (in random order)											Scores of Panel	
1	1S1	1.4	-0.21	0	0	-1	0	0	-1	-1	-1	0	-1	-1	-1	1.19
2	1S2	2.1	-0.43	-1	-1	-1	-1	0	-1	-1	0	0	0	-1	-1	1.67
3	1S3	1.4	-0.13	-1	0	0	-1	0	0	0	-1	-1	0	0	-1	1.27
4	1S4	2.1	-0.21	-1	0	-1	0	0	-1	0	-1	0	0	0	0	1.89
5	2S1	1.6	-0.36	-2	0	0	-1	-1	-1	0	0	0	-1	-1	-1	1.24
6	2S2	2.4	-0.43	-1	-1	-1	-1	0	0	-1	0	-1	0	-1	-1	1.97
7	2S3	1.6	-0.29	-2	0	-1	-1	0	0	0	-1	0	0	0	-1	1.31
8	2S4	2.4	-0.17	-1	0	-1	0	0	0	0	-1	-1	0	0	0	2.23
		15.0														12.77

Program Components

Factor

Skating Skills	0.75	4.50	4.25	4.25	4.25	5.00	4.25	4.25	4.25	4.50	4.25	4.50	4.00	4.29
Timing	1.00	4.00	4.00	4.00	4.50	5.00	3.50	4.00	4.50	4.00	4.00	4.00	3.75	4.04
Performance / Execution	0.75	4.00	4.25	4.00	4.00	5.25	4.00	4.25	4.25	4.25	4.50	4.25	4.00	4.11
Interpretation	0.50	4.25	4.50	4.25	4.00	5.25	4.00	4.00	4.50	4.25	4.25	4.50	4.00	4.25
Judges Total Program Component Score (factorized)														12.47

Deductions:

Time Violation:	0.00	Extra Element:	0.00	Illegal Element/Movement:	0.00
Costume & Prop violation:	0.00	Interruption in excess:	0.00	Fall:	0.00
					0.00

Rank	Name	NOC Code	Total Segment Score	Total Element Score	Program Score (factorized)	Total Component Score	Total Deductions
			=	+		+	-
24	Olga AKIMOVA / Alexander SHAKALOV	UZB	24.25	12.87		11.38	0.00

#	Executed Elements	Base Value	GOE	The Judges Panel (in random order)											Scores of Panel	
1	1S1	1.4	-0.04	0	0	0	-1	0	0	0	0	0	0	-1	0	1.36
2	1S2	2.1	-0.21	0	-1	-1	0	0	0	0	-1	-1	0	0	-1	1.89
3	1S3	1.4	-0.04	0	0	-1	0	0	0	0	-1	0	0	0	0	1.36
4	1S4	2.1	-0.57	-1	0	-2	-1	0	-2	0	-1	-1	-1	-1	-1	1.53
5	2S1	1.6	-0.14	0	0	-1	0	0	0	-1	-1	-1	0	-1	0	1.46
6	2S2	2.4	-0.70	-1	-1	-2	-1	0	-1	-1	-1	-1	-1	-1	-2	1.70
7	2S3	1.6	0.00	0	0	-1	0	0	0	0	0	0	0	0	0	1.60
8	2S4	2.4	-0.43	0	0	-2	-1	0	-1	0	-1	0	0	-1	-1	1.97
		15.0														12.87

Program Components

Factor

Skating Skills	0.75	4.75	4.25	3.50	4.00	4.00	3.75	4.75	3.50	3.75	3.75	3.75	3.75	3.75	3.82
Timing	1.00	5.00	4.00	3.25	3.75	4.00	3.50	4.50	3.75	3.50	4.00	3.50	3.50	3.71	
Performance / Execution	0.75	4.50	4.25	3.50	4.00	4.25	3.50	4.50	3.50	3.25	4.00	3.75	4.00	3.86	
Interpretation	0.50	4.75	4.25	3.50	4.00	4.25	3.50	3.25	3.50	3.25	3.75	3.75	3.75	3.79	
Judges Total Program Component Score (factorized)														11.38	

Deductions:

Time Violation:	0.00	Extra Element:	0.00	Illegal Element/Movement:	0.00
Costume & Prop violation:	0.00	Interruption in excess:	0.00	Fall:	0.00
					0.00

Official ISU Sponsors





World Figure Skating Championships® 2005

March 13th – 20th

Moscow / Russia



ICE DANCING COMPULSORY DANCE JUDGES DETAILS

Rank	Name	NOC Code	Total Segment Score	Total Element Score	Program Score (factorized)	Total Component Score	Total Deductions
			=	+		+	-
25	Laura MUNANA / Luke MUNANA	MEX	23.95	12.06		11.89	0.00

# Executed Elements	Base Value	GOE	The Judges Panel (in random order)											Scores of Panel		
1	1S1	1.4	-0.17	-1	-1	0	-1	0	0	1	-1	0	0	0	-1	1.23
2	1S2	2.1	-0.50	-1	-1	-1	-1	-1	-1	0	-1	-2	-1	-1	1.60	
3	1S3	1.4	-0.27	-2	0	-1	-2	0	-1	0	0	-1	0	-1	1.13	
4	1S4	2.1	-0.21	-1	0	0	-1	0	-1	0	-1	0	0	0	1.89	
5	2S1	1.6	-0.29	-1	-1	0	-2	-1	0	0	-1	0	0	-1	1.31	
6	2S2	2.4	-0.80	-1	-1	-2	-2	-1	-1	-1	-1	-2	-1	-2	1.60	
7	2S3	1.6	-0.36	-2	0	-1	-1	0	-1	0	-1	-1	0	-1	1.24	
8	2S4	2.4	-0.34	-1	0	0	-1	0	-1	1	-1	0	0	-1	2.06	
		15.0												12.06		

Program Components

Factor

Skating Skills	0.75	4.00	4.25	3.50	4.25	4.00	4.00	5.25	4.00	3.50	3.75	4.50	3.75	4.00
Timing	1.00	4.00	4.25	3.25	3.75	4.00	3.75	5.25	3.75	3.00	4.00	4.25	4.25	3.96
Performance / Execution	0.75	3.50	4.50	3.25	4.00	4.00	4.00	5.00	4.00	3.25	3.75	4.25	4.00	3.93
Interpretation	0.50	3.50	4.50	3.50	4.00	4.25	3.75	4.75	3.75	3.25	4.00	4.50	4.25	3.96
Judges Total Program Component Score (factorized)														11.89

Deductions:

Time Violation:	0.00	Extra Element:	0.00	Illegal Element/Movement:	0.00
Costume & Prop violation:	0.00	Interruption in excess:	0.00	Fall:	0.00
				0.00	0.00

Rank	Name	NOC Code	Total Segment Score	Total Element Score	Program Score (factorized)	Total Component Score	Total Deductions
			=	+		+	-
26	Alessia AURELI / Andrea VATURI	ITA	23.83	12.02		11.81	0.00

# Executed Elements	Base Value	GOE	The Judges Panel (in random order)											Scores of Panel	
1	1S1	1.4	-0.26	-1	-1	0	-1	0	0	0	-1	0	-1	-1	1.14
2	1S2	2.1	-0.36	-1	-1	-1	-1	0	0	-1	-1	-1	0	0	1.74
3	1S3	1.4	0.00	0	0	0	0	0	0	0	0	0	0	0	1.40
4	1S4	2.1	-0.36	-1	0	-1	-1	-1	-1	0	-1	0	-1	0	1.74
5	2S1	1.6	-0.36	-1	-1	0	-2	-1	0	0	-1	0	-1	-1	1.24
6	2S2	2.4	-0.70	-2	-1	-2	-1	0	-1	-1	-1	-1	0	-1	1.70
7	2S3	1.6	-0.43	-2	0	0	-2	-2	-1	-2	0	-1	-1	-1	1.17
8	2S4	2.4	-0.51	-1	0	-1	-1	0	-1	0	-2	0	-1	-1	1.89
		15.0												12.02	

Program Components

Factor

Skating Skills	0.75	3.75	4.00	3.75	4.50	3.75	4.00	4.50	4.00	4.25	4.00	4.25	4.25	4.04
Timing	1.00	4.00	3.75	3.50	4.25	3.50	4.00	5.00	3.75	4.50	4.00	4.00	4.25	3.96
Performance / Execution	0.75	3.00	3.75	3.50	4.50	3.75	3.75	4.50	3.75	4.00	3.50	4.25	4.00	3.79
Interpretation	0.50	3.50	4.00	3.75	4.25	3.75	4.00	4.00	3.75	4.50	3.75	4.25	4.25	3.96
Judges Total Program Component Score (factorized)														11.81

Deductions:

Time Violation:	0.00	Extra Element:	0.00	Illegal Element/Movement:	0.00
Costume & Prop violation:	0.00	Interruption in excess:	0.00	Fall:	0.00
				0.00	0.00

Official ISU Sponsors





World Figure Skating Championships® 2005

March 13th – 20th

Moscow / Russia



ICE DANCING COMPULSORY DANCE JUDGES DETAILS

Rank	Name	NOC Code	Total Segment Score	Total Element Score	Program Score (factorized)	Total Component Score	Total Deductions
			=	+		+	-
27	Judith HAUNSTETTER / Arne HÖNLEIN	GER	22.91	12.09		10.82	0.00

#	Executed Elements	Base Value	GOE	The Judges Panel (in random order)											Scores of Panel		
1	1S1	1.4	-0.26	0	-1	0	-1	-1	-1	0	-1	0	-1	0	-1	-1	1.14
2	1S2	2.1	-0.57	-1	-1	-2	-2	-1	-2	-1	-1	-1	0	0	-1	1.53	
3	1S3	1.4	-0.09	0	0	-1	-1	0	0	0	-2	-1	0	0	0	1.31	
4	1S4	2.1	-0.14	0	0	0	-1	0	0	0	-1	0	-1	0	0	1.96	
5	2S1	1.6	-0.50	-1	-1	-1	-1	-1	-1	-2	-1	0	0	-1	-1	1.10	
6	2S2	2.4	-0.80	-1	-1	-2	-2	-1	-2	-1	-1	-1	0	-1	-1	1.60	
7	2S3	1.6	-0.21	-1	0	-1	-1	0	0	0	0	-1	0	0	-1	1.39	
8	2S4	2.4	-0.34	-1	0	0	-1	-1	0	0	-1	-1	0	-1	-1	2.06	
		15.0														12.09	

Program Components

Factor

Skating Skills	0.75	4.25	3.75	3.50	4.00	4.00	3.50	3.50	3.50	3.50	3.75	3.00	3.75	3.50	3.64
Timing	1.00	4.50	3.75	3.00	4.25	3.75	3.50	3.75	3.25	3.50	3.00	3.50	3.75	3.57	
Performance / Execution	0.75	4.00	3.75	3.00	4.25	4.00	3.25	3.25	3.50	3.50	3.25	3.75	3.75	3.61	
Interpretation	0.50	4.00	4.00	3.25	4.25	4.00	3.25	3.00	3.50	3.75	3.00	3.75	3.50	3.61	
Judges Total Program Component Score (factorized)															10.82

Deductions:

Time Violation:	0.00	Extra Element:	0.00	Illegal Element/Movement:	0.00
Costume & Prop violation:	0.00	Interruption in excess:	0.00	Fall:	0.00
					0.00

Rank	Name	NOC Code	Total Segment Score	Total Element Score	Program Score (factorized)	Total Component Score	Total Deductions
			=	+		+	-
28	Natalie BUCK / Trent NELSON-BOND	AUS	21.85	11.60		10.25	0.00

#	Executed Elements	Base Value	GOE	The Judges Panel (in random order)											Scores of Panel	
1	1S1	1.4	-0.26	-1	-1	0	-1	0	-1	0	-1	0	0	-1	-1	1.14
2	1S2	2.1	-0.71	-2	-2	-2	-2	-1	-1	0	-1	-1	-1	0	-1	1.39
3	1S3	1.4	-0.13	-1	0	0	-1	0	0	0	-1	0	0	-1	0	1.27
4	1S4	2.1	-0.43	-1	0	-1	-1	0	-1	0	-1	-1	1	-1	-1	1.67
5	2S1	1.6	-0.43	-1	-1	0	-2	0	-1	0	-1	-1	0	-1	-1	1.17
6	2S2	2.4	-0.80	-2	-2	-1	-2	-1	0	-2	-1	-1	-1	-1	-1	1.60
7	2S3	1.6	-0.21	-1	0	0	-1	0	0	0	-1	-1	0	0	-1	1.39
8	2S4	2.4	-0.43	-1	0	-1	-1	0	-1	0	-1	-1	1	0	-1	1.97
		15.0														11.60

Program Components

Factor

Skating Skills	0.75	3.75	3.25	3.25	3.50	3.75	3.25	4.50	3.75	3.50	3.00	4.00	3.50	3.46
Timing	1.00	4.25	3.25	3.00	3.25	3.50	3.75	5.00	3.75	3.25	3.00	3.50	3.50	3.43
Performance / Execution	0.75	3.50	3.25	3.25	3.25	3.50	3.50	5.00	3.75	3.25	3.00	3.75	3.25	3.39
Interpretation	0.50	3.25	3.25	3.25	3.50	3.75	3.25	4.75	3.75	3.25	2.75	3.75	3.25	3.36
Judges Total Program Component Score (factorized)														10.25

Deductions:

Time Violation:	0.00	Extra Element:	0.00	Illegal Element/Movement:	0.00
Costume & Prop violation:	0.00	Interruption in excess:	0.00	Fall:	0.00
					0.00

Official ISU Sponsors



MASTERS COLORS

MARY COHR



CELLIER DAUPHINS



GUINOT



MacCoffee



World Figure Skating Championships® 2005

March 13th – 20th

Moscow / Russia



ICE DANCING COMPULSORY DANCE JUDGES DETAILS

Rank	Name	NOC Code	Total Segment Score	Total Element Score	Program Score (factorized)	Total Component Score	Total Deductions
			=	+		+	-
29	Daniela KELLER / Fabian KELLER	SUI	21.05	10.90		10.15	0.00

# Executed Elements	Base Value	GOE	The Judges Panel (in random order)												Scores of Panel			
1	1S1	1.4	-0.27	0	0	0	-2	-1	-1	-1	-1	-1	-1	-1	-1	-1	-1	1.13
2	1S2	2.1	-0.50	-1	-1	-1	-2	-1	-1	-2	-1	-1	-1	-1	-1	-1	-1	1.60
3	1S3	1.4	-0.26	-1	-1	-1	-1	0	0	0	-1	-1	0	-1	-1	-1	1.14	
4	1S4	2.1	-0.50	0	0	-2	-2	-1	-1	-1	-2	-1	0	-1	-1	-1	1.60	
5	2S1	1.6	-0.64	-2	-1	-1	-2	-1	-1	-1	0	-1	-1	-2	-1	-1	0.96	
6	2S2	2.4	-0.70	-1	-1	-2	-2	-1	-1	-1	-1	-1	0	-1	-1	-1	1.70	
7	2S3	1.6	-0.43	0	-1	-2	-1	-1	0	0	-1	-2	0	-1	-2	-1	1.17	
8	2S4	2.4	-0.80	-1	-1	-1	-2	-1	-1	-1	-1	-1	0	-2	-2	-2	1.60	
			15.0													10.90		

Program Components

Factor

Skating Skills	0.75	4.00	3.25	3.25	4.00	3.75	3.50	4.00	3.50	3.50	3.25	3.50	3.50	3.50
Timing	1.00	4.25	3.00	3.00	3.25	3.50	3.75	3.75	3.25	3.25	3.25	3.25	3.50	3.32
Performance / Execution	0.75	3.75	3.25	3.25	3.50	3.50	3.25	3.50	3.00	3.00	3.00	3.50	3.25	3.36
Interpretation	0.50	4.00	3.25	3.00	3.75	3.75	3.25	3.00	3.75	3.25	3.00	3.50	3.00	3.36
Judges Total Program Component Score (factorized)														10.15

Deductions:

Time Violation:	0.00	Extra Element:	0.00	Illegal Element/Movement:	0.00
Costume & Prop violation:	0.00	Interruption in excess:	0.00	Fall:	0.00
0.00					

Rank	Name	NOC Code	Total Segment Score	Total Element Score	Program Score (factorized)	Total Component Score	Total Deductions
			=	+		+	-
30	Anna GALCHENIUK / Oleg KRUPEN	BLR	13.36	5.45		7.91	0.00

# Executed Elements	Base Value	GOE	The Judges Panel (in random order)												Scores of Panel		
1	1S1	1.4	-0.74	-2	-2	-2	-3	-2	-3	-2	-2	-2	-2	-2	-2	-2	0.66
2	1S2	2.1	-1.07	-3	-2	-2	-2	-1	-3	-3	-1	-2	-2	-2	-2	-2	1.03
3	1S3	1.4	-0.59	-2	-2	-3	-2	-1	-1	-2	-1	-2	-2	-2	-1	-1	0.81
4	1S4	2.1	-1.21	-3	-2	-3	-3	-1	-3	-3	-2	-2	-2	-2	-2	-2	0.89
5	2S1	1.6	-1.21	-3	-2	-2	-3	-2	-3	-3	-1	-2	-2	-3	-2	-2	0.39
6	2S2	2.4	-1.60	-3	-3	-3	-3	-2	-2	-3	-2	-2	-2	-2	-2	-2	0.80
7	2S3	1.6	-1.43	-3	-2	-3	-3	-2	-3	-3	-1	-2	-3	-3	-3	-3	0.17
8	2S4	2.4	-1.70	-3	-2	-2	-3	-1	-3	-3	-2	-2	-3	-3	-2	-2	0.70
			15.0													5.45	

Program Components

Factor

Skating Skills	0.75	2.25	2.75	2.25	3.00	3.00	2.50	2.00	3.50	2.50	2.25	2.75	2.75	2.61
Timing	1.00	3.25	2.50	1.75	3.25	2.75	2.00	2.00	3.25	2.75	2.25	2.50	3.00	2.68
Performance / Execution	0.75	2.50	2.50	1.75	3.00	3.00	2.25	2.00	3.25	2.25	2.25	2.50	3.00	2.57
Interpretation	0.50	2.25	2.75	2.00	3.25	3.00	2.25	2.00	3.25	2.25	2.25	2.75	3.25	2.68
Judges Total Program Component Score (factorized)														7.91

Deductions:

Time Violation:	0.00	Extra Element:	0.00	Illegal Element/Movement:	0.00
Costume & Prop violation:	0.00	Interruption in excess:	0.00	Fall:	0.00
0.00					

Official ISU Sponsors





World Figure Skating Championships® 2005

March 13th – 20th

Moscow / Russia



ICE DANCING FREE DANCE JUDGES DETAILS

Rank	Name	NOC Code	Total Segment Score	Total Element Score	Program Score (factorized)	Total Component Score (factorized)	Total Deductions
			=	+		+	-
1	Tatiana NAVKA / Roman KOSTOMAROV	RUS	113.17	45.84		67.33	0.00

# Executed Elements	Base Value	GOE	The Judges Panel (in random order)											Scores of Panel		
1	STw4	3.2	0.36	1	0	0	1	1	2	1	0	2	1	1	0	3.56
2	CoSp3	3.5	0.71	2	1	1	1	2	1	2	0	2	2	1	2	4.21
3	SILi4	2.5	0.71	1	2	0	1	2	1	2	1	2	2	2	2	3.21
4	RROLi4	4.2	0.79	2	2	1	2	2	2	1	1	2	1	1	2	4.99
5	CuLi4	3.0	0.93	2	2	2	2	2	2	2	0	1	2	2	1	3.93
6	Sp3	3.0	0.71	2	0	2	1	1	1	2	0	2	1	1	2	3.71
7	CCiSt2	4.4	0.86	1	1	0	2	2	0	2	0	2	1	1	0	5.26
8	DiSt2	3.5	1.00	1	0	1	1	1	1	1	0	1	2	1	1	4.50
9	STw4	3.2	0.21	1	1	0	2	0	0	1	0	1	1	1	0	3.41
10	SeLi4	4.2	0.93	2	1	1	2	2	2	1	2	2	1	2	2	5.13
11	RoLi4	3.5	0.43	1	2	-1	1	1	2	1	0	1	2	1	1	3.93
38.2															45.84	

Program Components

Factor

Skating Skills	1.50	8.25	8.50	8.25	8.50	8.25	8.50	8.25	8.50	8.75	8.50	8.75	8.75	8.25	8.39
Linking Footwork / Movement	2.00	8.25	8.00	8.00	8.00	8.50	8.25	8.25	8.50	8.25	8.50	8.50	8.50	8.25	8.29
Performance	1.50	8.50	8.50	7.75	8.00	8.75	7.75	8.25	8.75	8.50	8.75	8.75	8.50	8.36	
Choreography	1.50	8.25	8.25	8.25	8.00	8.75	8.50	8.75	9.00	8.75	8.50	8.75	8.50	8.54	
Interpretation / Timing	1.50	8.50	8.75	8.00	8.25	8.75	8.00	8.75	9.00	8.50	8.75	8.75	8.75	8.54	
Judges Total Program Component Score (factorized)															67.33

Deductions:

Time Violation:	0.00	Extra Element:	0.00	Illegal Element/Movement:	0.00
Costume & Prop violation:	0.00	Interruption in excess:	0.00	Fall:	0.00
					0.00

Rank	Name	NOC Code	Total Segment Score	Total Element Score	Program Score (factorized)	Total Component Score (factorized)	Total Deductions
			=	+		+	-
2	Tanith BELBIN / Benjamin AGOSTO	USA	111.54	46.60		64.94	0.00

# Executed Elements	Base Value	GOE	The Judges Panel (in random order)											Scores of Panel		
1	Sp3	3.0	0.71	2	1	1	2	2	1	2	-1	2	0	1	1	3.71
2	STw4	3.2	0.50	1	2	1	1	2	0	2	0	2	2	1	1	3.70
3	SILi4	2.5	0.50	1	1	0	1	2	0	2	0	1	1	1	2	3.00
4	CCiSt3	5.4	0.86	1	1	0	1	2	0	2	0	1	1	0	2	6.26
5	CoSp3	3.5	0.43	1	2	1	1	1	0	2	-1	1	1	1	1	3.93
6	SeLi4	4.2	0.79	2	1	1	2	2	1	1	2	2	2	1	2	4.99
7	STw4	3.2	0.64	2	2	1	2	1	1	2	0	2	2	1	1	3.84
8	CuLi4+RoLi4	4.6	0.57	1	2	1	2	2	0	1	0	1	1	1	2	5.17
9	CuLi4	3.0	0.43	1	2	0	1	1	1	1	0	1	1	1	2	3.43
10	DiSt2	3.5	1.00	1	0	0	2	2	1	1	0	0	0	1	1	4.50
11	RoLi4	3.5	0.57	1	2	1	2	2	1	1	0	1	2	1	1	4.07
39.6															46.60	

Program Components

Factor

Skating Skills	1.50	8.00	8.50	8.00	8.00	8.25	7.50	8.00	8.50	8.25	8.50	7.50	8.25	8.00
Linking Footwork / Movement	2.00	8.00	8.50	8.00	8.00	8.50	7.75	8.25	8.50	8.00	8.00	7.25	8.25	8.11
Performance	1.50	8.25	8.50	7.75	7.75	8.50	8.00	8.25	8.50	8.25	8.50	7.25	8.25	8.11
Choreography	1.50	8.00	8.50	7.75	8.00	8.50	7.75	8.25	8.75	8.25	8.25	7.50	8.50	8.11
Interpretation / Timing	1.50	8.25	8.75	8.00	8.00	8.75	7.75	8.50	9.00	8.25	8.25	7.50	8.50	8.25
Judges Total Program Component Score (factorized)														64.94

Deductions:

Time Violation:	0.00	Extra Element:	0.00	Illegal Element/Movement:	0.00
Costume & Prop violation:	0.00	Interruption in excess:	0.00	Fall:	0.00
					0.00

Official ISU Sponsors



MASTERS COLORS

MARY COHR



CELLIER DAUPHINS



GUINOT

CITIZEN BEYOND PRECISION



MacCoffee



World Figure Skating Championships® 2005

March 13th – 20th

Moscow / Russia



ICE DANCING FREE DANCE JUDGES DETAILS

Rank	Name	NOC Code	Total Segment Score	Total Element Score	Program Score (factorized)	Total Component Score	Total Deductions
			=	+		+	-
3	Isabelle DELOBEL / Olivier SCHOENFELDER	FRA	110.39	48.23		62.16	0.00

# Executed Elements	Base Value	GOE	The Judges Panel (in random order)												Scores of Panel	
1	Sp3	3.0	0.57	1	2	1	1	2	1	2	0	1	2	1	1	3.57
2	SILi4	2.5	0.64	1	0	1	1	2	1	2	2	2	2	1	1	3.14
3	MiSt3	4.2	1.57	2	1	2	2	2	1	2	0	1	1	1	1	5.77
4	RoLi4	3.5	0.64	1	2	1	1	2	2	1	0	2	2	1	2	4.14
5	STw4	3.2	0.71	2	1	1	2	2	1	2	0	0	1	1	1	3.91
6	SeLi4	4.2	0.71	2	1	1	2	2	1	1	2	2	2	1	1	4.91
7	CuLi4	3.0	0.64	1	1	1	1	3	2	2	0	1	1	1	1	3.64
8	CoSp3	3.5	0.57	1	2	1	1	3	1	2	-1	0	1	1	1	4.07
9	CCiSt3	5.4	1.00	1	1	1	1	2	0	2	0	0	1	1	1	6.40
10	STw4	3.2	0.64	2	2	2	1	2	1	1	0	1	2	1	1	3.84
11	SILi4+RoLi4	4.2	0.64	1	1	1	2	2	1	1	2	1	2	1	1	4.84
		39.9														48.23

Program Components

Factor

Skating Skills	1.50	8.00	7.25	7.75	7.50	8.00	7.50	8.00	8.00	8.00	8.00	7.50	7.50	7.75	7.79
Linking Footwork / Movement	2.00	7.75	7.50	8.00	7.25	8.25	7.50	8.25	8.25	7.75	7.25	7.25	7.75	7.75	7.82
Performance	1.50	8.00	7.50	8.00	7.25	8.00	7.50	7.75	8.00	7.75	7.75	7.25	7.50	7.50	7.71
Choreography	1.50	7.75	7.25	8.00	7.25	8.25	7.50	8.00	8.00	7.75	7.75	7.25	7.50	7.71	7.71
Interpretation / Timing	1.50	7.75	7.25	8.00	7.25	8.50	7.50	8.25	8.00	7.75	7.75	7.50	7.50	7.79	7.79
Judges Total Program Component Score (factorized)															62.16

Deductions:

Time Violation:	0.00	Extra Element:	0.00	Illegal Element/Movement:	0.00
Costume & Prop violation:	0.00	Interruption in excess:	0.00	Fall:	0.00
					0.00

Rank	Name	NOC Code	Total Segment Score	Total Element Score	Program Score (factorized)	Total Component Score	Total Deductions
			=	+		+	-
4	Elena GRUSHINA / Ruslan GONCHAROV	UKR	109.48	45.69		63.79	0.00

# Executed Elements	Base Value	GOE	The Judges Panel (in random order)												Scores of Panel	
1	Sp3	3.0	0.43	1	0	1	1	0	1	2	-1	1	1	1	1	3.43
2	SILi4	2.5	0.86	2	2	1	1	2	1	2	2	2	2	2	2	3.36
3	CCiSt3	5.4	1.14	1	0	1	2	1	1	1	0	1	1	2	1	6.54
4	CuLi3	2.5	0.71	1	1	2	2	1	1	1	1	2	2	2	2	3.21
5	STw4	3.2	0.36	1	1	1	1	0	0	1	0	0	1	1	1	3.56
6	RoLi4	3.5	0.57	1	1	1	1	1	1	1	0	1	2	2	2	4.07
7	SeLi4	4.2	0.79	1	1	2	2	2	1	1	2	2	1	2	1	4.99
8	CoSp3	3.5	0.64	1	1	1	2	1	2	2	0	1	2	1	1	4.14
9	STw4	3.2	0.14	0	0	1	0	-1	0	1	0	0	0	1	0	3.34
10	DiSt2	3.5	0.71	1	0	1	1	0	1	1	0	0	1	1	0	4.21
11	SILi4+RoLi4	4.2	0.64	2	1	2	1	1	1	0	2	1	1	2	0	4.84
		38.7														45.69

Program Components

Factor

Skating Skills	1.50	7.75	8.00	8.00	7.75	7.75	7.75	7.25	8.50	8.00	8.00	8.50	7.75	7.89
Linking Footwork / Movement	2.00	7.50	8.00	8.00	7.75	7.50	8.50	7.25	8.50	7.75	7.75	8.25	7.75	7.89
Performance	1.50	8.00	8.25	8.00	7.75	7.75	8.25	7.75	8.50	8.00	8.00	8.50	8.00	8.04
Choreography	1.50	7.75	8.00	8.00	7.75	7.50	8.25	7.25	8.75	7.75	8.00	8.50	8.00	7.96
Interpretation / Timing	1.50	8.25	8.00	8.00	7.75	7.75	8.25	7.75	8.75	8.00	7.75	8.50	8.25	8.11
Judges Total Program Component Score (factorized)														63.79

Deductions:

Time Violation:	0.00	Extra Element:	0.00	Illegal Element/Movement:	0.00
Costume & Prop violation:	0.00	Interruption in excess:	0.00	Fall:	0.00
					0.00

Official ISU Sponsors





World Figure Skating Championships® 2005

March 13th – 20th

Moscow / Russia



ICE DANCING FREE DANCE JUDGES DETAILS

Rank	Name	NOC Code	Total Segment Score	Total Element Score	Program Score (factorized)	Total Component Score	Total Deductions
			=	+		+	-
5	Albena DENKOVA / Maxim STAVISKI	BUL	104.86	44.17		60.69	0.00

# Executed Elements	Base Value	GOE	The Judges Panel (in random order)											Scores of Panel		
1	CuLi4+RoLi4	4.6	0.71	2	2	1	2	2	2	1	1	2	2	1	1	5.31
2	CuLi4	3.0	0.36	1	2	1	1	1	1	0	0	1	1	1	0	3.36
3	CCiSt3	5.4	0.57	1	2	0	1	1	1	1	0	1	1	0	0	5.97
4	STw4	3.2	0.07	1	0	0	1	0	0	0	-1	-1	0	0	0	3.27
5	CoSp3	3.5	0.43	1	2	1	1	2	1	1	-1	0	2	0	1	3.93
6	SeLi4	4.2	0.50	1	2	0	1	1	1	1	1	2	2	1	1	4.70
7	SiLi4	2.5	0.50	1	2	1	2	1	1	1	1	1	2	1	1	3.00
8	STw4	3.2	0.07	0	1	0	1	0	1	0	-1	0	1	0	0	3.27
9	Sp3	3.0	0.50	1	2	1	1	2	1	1	0	1	1	1	1	3.50
10	MiSt2	3.5	0.57	1	0	0	1	1	1	1	0	0	1	0	0	4.07
11	RoLi4	3.5	0.29	1	2	1	2	0	1	0	-1	1	0	1	0	3.79
39.6															44.17	

Program Components

Factor

Skating Skills	1.50	8.00	8.50	8.00	7.75	8.00	8.00	7.75	7.25	8.25	7.50	7.25	7.75	7.79
Linking Footwork / Movement	2.00	7.75	8.50	7.50	7.50	7.75	8.00	7.25	7.25	7.75	7.25	7.25	7.75	7.54
Performance	1.50	7.75	8.25	7.75	7.50	7.50	8.00	7.25	7.50	7.50	7.75	7.25	7.25	7.50
Choreography	1.50	7.75	8.50	7.50	7.50	7.75	8.00	7.50	7.25	7.50	7.50	7.25	7.25	7.50
Interpretation / Timing	1.50	8.00	8.50	7.50	7.75	7.75	8.00	7.50	7.25	7.75	7.50	7.25	7.50	7.61
Judges Total Program Component Score (factorized)														60.69

Deductions:

Time Violation:	0.00	Extra Element:	0.00	Illegal Element/Movement:	0.00
Costume & Prop violation:	0.00	Interruption in excess:	0.00	Fall:	0.00
0.00					

Rank	Name	NOC Code	Total Segment Score	Total Element Score	Program Score (factorized)	Total Component Score	Total Deductions
			=	+		+	-
6	Galit CHAIT / Sergei SAKHNOVSKI	ISR	103.99	44.50		59.49	0.00

# Executed Elements	Base Value	GOE	The Judges Panel (in random order)											Scores of Panel		
1	SiLi4	2.5	0.50	0	1	0	1	1	1	1	1	1	2	2	2	3.00
2	RoLi4	3.5	0.71	1	2	1	1	2	2	1	1	2	1	2	2	4.21
3	CCiSt3	5.4	0.57	0	1	0	1	1	1	0	0	0	1	1	1	5.97
4	CoSp3	3.5	0.21	0	0	1	0	0	0	1	0	0	1	1	1	3.71
5	STw4	3.2	0.07	-1	0	-1	1	0	0	0	0	0	0	1	1	3.27
6	Sp3	3.0	0.14	0	1	0	1	0	0	0	0	1	-1	1	2	3.14
7	SeLi4	4.2	0.64	1	1	0	2	1	1	1	1	1	0	2	2	4.84
8	DiSt3	4.2	0.57	0	-1	0	1	1	1	0	0	0	0	1	1	4.77
9	STw4	3.2	0.07	-1	0	0	1	-1	0	0	0	0	1	1	1	3.27
10	CuLi4	3.0	0.43	0	0	0	1	1	1	0	1	0	1	2	2	3.43
11	RoLi4+CuLi4	4.6	0.29	0	2	0	2	0	1	0	0	0	1	2	1	4.89
40.3															44.50	

Program Components

Factor

Skating Skills	1.50	7.50	7.50	6.50	7.50	7.25	7.50	7.00	7.50	7.25	7.25	8.00	7.75	7.43
Linking Footwork / Movement	2.00	7.25	7.25	6.25	7.25	7.00	7.50	7.00	7.50	7.25	7.00	7.75	7.75	7.32
Performance	1.50	7.50	7.50	6.50	7.25	7.50	7.25	7.25	7.75	7.50	7.25	8.00	8.00	7.50
Choreography	1.50	7.50	7.25	6.75	7.25	7.50	7.50	7.00	7.25	7.50	7.25	8.00	7.75	7.39
Interpretation / Timing	1.50	7.50	7.50	7.00	7.50	7.75	7.75	7.25	7.25	7.50	7.25	8.00	8.00	7.57
Judges Total Program Component Score (factorized)														59.49

Deductions:

Time Violation:	0.00	Extra Element:	0.00	Illegal Element/Movement:	0.00
Costume & Prop violation:	0.00	Interruption in excess:	0.00	Fall:	0.00
0.00					

Official ISU Sponsors





World Figure Skating Championships® 2005

March 13th – 20th

Moscow / Russia



ICE DANCING FREE DANCE JUDGES DETAILS

Rank	Name	NOC Code	Total Segment Score	Total Element Score	Program Score (factorized)	Total Component Score	Total Deductions
			=	+		+	-
7	Marie-France DUBREUIL / Patrice LAUZON	CAN	100.17	42.62		57.55	0.00

# Executed Elements	Base Value	GOE	The Judges Panel (in random order)											Scores of Panel		
1	STw4	3.2	0.21	0	2	1	0	0	1	1	-1	0	1	1	0	3.41
2	SILi4+RoLi4	4.2	0.71	1	1	2	2	1	2	1	1	1	2	2	1	4.91
3	Sp3	3.0	0.14	0	0	0	1	0	0	1	0	1	1	1	0	3.14
4	RoLi4	3.5	0.50	1	0	1	2	2	1	0	0	2	1	1	1	4.00
5	STw4	3.2	0.07	0	1	0	0	0	-1	1	0	1	0	0	1	3.27
6	CCiSt3	5.4	0.71	1	1	1	0	1	1	1	0	0	1	1	0	6.11
7	RRoLi4	4.2	0.57	1	1	1	2	2	1	1	1	2	2	1	1	4.77
8	DiSt2	3.5	0.00	0	0	0	0	0	0	0	0	0	0	0	0	3.50
9	SILi4	2.5	0.29	0	0	1	1	1	2	0	0	0	1	1	0	2.79
10	CoSp3	3.5	-0.07	0	0	0	0	0	-1	0	-1	-1	-1	0	0	3.43
11	CuLi4	3.0	0.29	0	0	0	1	1	1	0	0	0	0	1	1	3.29
39.2															42.62	

Program Components

Factor

Skating Skills	1.50	7.25	6.50	7.25	7.25	7.25	6.50	7.50	6.75	7.50	7.25	7.25	7.25	7.18
Linking Footwork / Movement	2.00	7.00	6.25	7.00	7.25	7.00	6.50	7.50	6.50	7.25	7.00	7.00	7.00	6.96
Performance	1.50	7.50	6.50	7.50	7.25	7.25	7.00	7.75	6.75	7.50	7.50	7.25	7.25	7.29
Choreography	1.50	7.25	6.50	7.25	7.25	7.50	7.25	8.00	7.00	7.25	7.25	7.25	7.25	7.29
Interpretation / Timing	1.50	7.50	6.50	7.50	7.25	7.50	7.00	7.75	6.50	7.50	7.25	7.25	7.25	7.32
Judges Total Program Component Score (factorized)														57.55

Deductions:

Time Violation:	0.00	Extra Element:	0.00	Illegal Element/Movement:	0.00
Costume & Prop violation:	0.00	Interruption in excess:	0.00	Fall:	0.00
0.00					

Rank	Name	NOC Code	Total Segment Score	Total Element Score	Program Score (factorized)	Total Component Score	Total Deductions
			=	+		+	-
8	Oksana DOMNINA / Maxim SHABALIN	RUS	95.08	41.86		53.22	0.00

# Executed Elements	Base Value	GOE	The Judges Panel (in random order)											Scores of Panel		
1	Sp3	3.0	0.29	0	1	1	1	1	0	1	-1	0	1	0	1	3.29
2	STw4	3.2	0.00	-1	0	0	0	-1	0	1	0	0	0	0	1	3.20
3	MiSt2	3.5	0.29	0	0	0	1	1	0	1	0	1	1	0	0	3.79
4	SILi4	2.5	0.21	0	1	0	2	0	0	1	-1	0	1	1	1	2.71
5	SeLi4	4.2	0.36	1	1	1	1	0	1	1	0	1	0	1	0	4.56
6	STw4	3.2	0.29	0	0	1	1	1	0	0	0	0	0	1	1	3.49
7	CuLi3+RoLi4	4.2	0.36	1	1	0	1	1	1	0	0	1	1	1	1	4.56
8	CoSp3	3.5	0.07	0	1	0	1	1	0	0	0	1	1	0	0	3.57
9	CCiSt3	5.4	0.29	0	0	0	1	1	0	0	0	0	1	0	1	5.69
10	CuLi4	3.0	0.36	0	0	0	1	1	1	1	0	0	2	1	1	3.36
11	RoLi4	3.5	0.14	1	0	0	1	0	1	0	0	1	0	0	0	3.64
39.2															41.86	

Program Components

Factor

Skating Skills	1.50	7.00	6.50	6.75	7.00	7.00	6.25	6.75	6.75	6.75	7.00	6.00	6.75	6.75
Linking Footwork / Movement	2.00	6.75	6.25	6.75	6.75	6.75	6.25	6.25	6.50	6.50	6.75	6.00	6.75	6.57
Performance	1.50	7.00	6.25	6.75	6.75	6.50	6.50	6.75	7.00	6.75	7.00	6.00	7.25	6.75
Choreography	1.50	6.75	6.25	6.50	6.75	6.75	6.00	6.25	6.75	6.50	7.00	6.25	7.00	6.57
Interpretation / Timing	1.50	7.00	6.75	6.50	6.75	6.75	6.50	6.50	6.50	6.75	7.00	6.25	7.25	6.64
Judges Total Program Component Score (factorized)														53.22

Deductions:

Time Violation:	0.00	Extra Element:	0.00	Illegal Element/Movement:	0.00
Costume & Prop violation:	0.00	Interruption in excess:	0.00	Fall:	0.00
0.00					

Official ISU Sponsors



MASTERS COLORS

MARY COHR



CELLIER DAUPHINS



GUINOT

CITIZEN BEYOND PRECISION



MacCoffee



World Figure Skating Championships® 2005

March 13th – 20th

Moscow / Russia



ICE DANCING FREE DANCE JUDGES DETAILS

Rank	Name	NOC Code	Total Segment Score	Total Element Score	Program Score (factorized)	Total Component Score	Total Deductions
			=	+		+	-
9	Federica FAIELLA / Massimo SCALI	ITA	94.58	41.10		53.48	0.00

# Executed Elements	Base Value	GOE	The Judges Panel (in random order)											Scores of Panel	
1	Sp3	3.0	0.43	1	1	1	0	1	1	1	0	1	1	1	3.43
2	RoLi4	3.5	0.36	0	1	0	1	1	1	1	0	0	1	1	3.86
3	DiSt2	3.5	0.57	0	0	0	1	1	0	1	0	0	1	1	4.07
4	STw4	3.2	0.00	-1	0	0	1	-1	0	0	0	0	1	0	3.20
5	SiLi3	2.0	0.14	0	0	0	0	1	0	0	0	0	1	1	2.14
6	CoSp3	3.5	0.29	0	1	0	1	1	0	1	0	0	1	1	3.79
7	SeLi4	4.2	0.57	1	2	1	2	1	1	1	1	1	2	2	4.77
8	CuLi3	2.5	0.21	0	1	0	1	1	1	0	0	0	-1	1	2.71
9	STw4	3.2	0.14	0	2	0	1	-1	0	0	0	0	0	1	3.34
10	CCiSt2	4.4	0.43	0	0	1	1	0	0	0	0	0	0	1	4.83
11	CuLi4+RoLi4	4.6	0.36	0	1	0	2	1	1	1	0	0	1	1	4.96
		37.6													41.10

Program Components

Factor

Skating Skills	1.50	6.75	6.00	6.75	6.75	6.75	6.25	7.00	6.50	6.50	6.75	7.00	6.75	6.75
Linking Footwork / Movement	2.00	6.50	6.00	7.00	6.50	6.50	6.25	6.50	6.50	6.25	6.50	6.75	6.50	6.54
Performance	1.50	6.75	6.00	6.75	6.50	6.50	6.50	6.75	6.50	6.75	6.50	7.00	7.00	6.68
Choreography	1.50	6.75	6.00	6.75	6.50	6.50	6.25	6.50	6.50	6.50	6.75	7.00	7.25	6.64
Interpretation / Timing	1.50	6.75	6.25	7.00	6.50	6.75	6.75	7.00	6.75	6.50	6.75	7.00	7.25	6.86
Judges Total Program Component Score (factorized)														53.48

Deductions:

Time Violation:	0.00	Extra Element:	0.00	Illegal Element/Movement:	0.00
Costume & Prop violation:	0.00	Interruption in excess:	0.00	Fall:	0.00
					0.00

Rank	Name	NOC Code	Total Segment Score	Total Element Score	Program Score (factorized)	Total Component Score	Total Deductions
			=	+		+	-
10	Megan WING / Aaron LOWE	CAN	92.79	41.73		51.06	0.00

# Executed Elements	Base Value	GOE	The Judges Panel (in random order)											Scores of Panel		
1	CoSp3	3.5	0.36	1	0	1	1	1	0	1	0	1	1	0	1	3.86
2	CuLi4	3.0	0.21	0	0	0	0	1	0	1	0	0	1	1	1	3.21
3	CCiSt3	5.4	0.57	1	0	1	1	0	0	1	0	0	0	0	1	5.97
4	RRoLi4	4.2	0.21	1	1	0	1	2	0	0	0	0	1	1	0	4.41
5	STw4	3.2	0.14	-1	0	1	1	0	0	1	0	0	-1	0	0	3.34
6	SiLi4	2.5	0.07	0	0	0	0	1	0	0	0	0	1	0	1	2.57
7	CuLi4+RoLi4	4.6	0.36	0	0	0	1	2	0	1	1	0	2	1	1	4.96
8	Sp3	3.0	0.14	0	1	0	1	1	0	1	0	1	0	0	0	3.14
9	STw4	3.2	-0.14	0	0	0	0	-1	-1	0	-1	0	0	0	0	3.06
10	MiSt2	3.5	0.00	0	0	0	1	0	0	0	0	0	0	0	0	3.50
11	RoLi4	3.5	0.21	0	0	0	1	1	0	0	0	0	1	1	1	3.71
		39.6														41.73

Program Components

Factor

Skating Skills	1.50	6.50	6.00	6.75	6.50	6.50	5.75	6.50	6.50	6.00	6.50	6.00	6.25	6.39
Linking Footwork / Movement	2.00	6.50	5.75	6.25	6.50	6.50	6.25	6.25	6.25	6.00	6.00	6.00	6.00	6.29
Performance	1.50	6.75	5.75	6.50	6.50	6.25	6.50	6.50	6.50	6.00	6.50	6.00	6.25	6.43
Choreography	1.50	6.75	5.75	6.25	6.50	6.75	6.25	6.00	6.75	6.00	6.50	6.00	6.25	6.39
Interpretation / Timing	1.50	6.75	6.00	6.50	6.50	6.50	6.25	6.50	6.50	6.25	6.25	6.25	6.25	6.43
Judges Total Program Component Score (factorized)														51.06

Deductions:

Time Violation:	0.00	Extra Element:	0.00	Illegal Element/Movement:	0.00
Costume & Prop violation:	0.00	Interruption in excess:	0.00	Fall:	0.00
					0.00

Official ISU Sponsors



MASTERS COLORS

MARY COHR



CELLIER DAUPHINS



GUINOT

CITIZEN BEYOND PRECISION



MacCoffee



World Figure Skating Championships® 2005

March 13th – 20th

Moscow / Russia



ICE DANCING FREE DANCE JUDGES DETAILS

Rank	Name	NOC Code	Total Segment Score	Total Element Score	Program Score (factorized)	Total Component Score	Total Deductions
			=	+		+	-
11	Melissa GREGORY / Denis PETUKHOV	USA	88.38	39.22		49.16	0.00

# Executed Elements	Base Value	GOE	The Judges Panel (in random order)											Scores of Panel		
1	SILi4	2.5	0.57	1	1	2	1	1	1	1	1	1	2	1	1	3.07
2	RoLi4	3.5	0.07	0	-1	-1	0	1	0	-1	0	0	-1	1	1	3.57
3	STw4	3.2	-0.21	0	-1	-1	0	-1	-1	0	-1	0	-1	1	0	2.99
4	SeLi3	3.5	0.29	1	0	0	0	0	1	1	0	0	1	1	2	3.79
5	Sp3	3.0	0.14	0	1	0	0	0	0	1	0	1	0	1	1	3.14
6	SILi4+RoLi4	4.2	0.21	1	0	0	0	1	0	0	0	0	0	2	1	4.41
7	CCiSt2	4.4	0.29	0	0	0	0	0	1	0	0	0	0	1	1	4.69
8	CoSp3	3.5	0.29	1	0	1	0	1	0	0	0	0	0	1	1	3.79
9	STw4	3.2	-0.14	0	-1	-1	0	-1	0	0	-1	0	-1	1	0	3.06
10	MiSt2	3.5	0.14	0	0	0	0	0	0	-1	0	0	0	1	1	3.64
11	CuLi4	3.0	0.07	0	0	0	0	0	0	0	0	0	1	1	2	3.07
		37.5														39.22

Program Components

Factor

Skating Skills	1.50	6.50	5.75	6.00	6.25	6.25	6.00	6.00	6.25	6.50	6.25	6.50	6.00	6.18
Linking Footwork / Movement	2.00	6.25	5.25	5.75	6.00	6.00	6.25	5.75	6.25	6.25	5.75	6.25	5.75	6.04
Performance	1.50	6.50	5.50	5.50	6.00	6.25	6.25	6.00	6.50	6.50	6.00	6.50	6.00	6.21
Choreography	1.50	6.50	5.75	5.75	6.00	6.00	6.25	5.75	6.25	6.25	6.00	6.50	6.00	6.11
Interpretation / Timing	1.50	6.50	5.75	5.75	6.25	6.25	6.25	6.00	6.00	6.25	6.00	6.50	6.25	6.21
Judges Total Program Component Score (factorized)														49.16

Deductions:

Time Violation:	0.00	Extra Element:	0.00	Illegal Element/Movement:	0.00
Costume & Prop violation:	0.00	Interruption in excess:	0.00	Fall:	0.00
					0.00

Rank	Name	NOC Code	Total Segment Score	Total Element Score	Program Score (factorized)	Total Component Score	Total Deductions
			=	+		+	-
12	Kristin FRASER / Igor LUKANIN	AZE	87.26	39.34		47.92	0.00

# Executed Elements	Base Value	GOE	The Judges Panel (in random order)											Scores of Panel		
1	SILi4	2.5	0.50	1	1	1	1	1	0	1	1	1	2	1	1	3.00
2	CCiSt2	4.4	0.29	0	0	0	1	0	0	0	0	0	0	1	1	4.69
3	CoSp3	3.5	0.00	0	0	0	0	0	0	0	0	0	0	0	0	3.50
4	STw4	3.2	0.07	-1	0	-1	0	0	1	0	0	0	1	1	1	3.27
5	SeLi4	4.2	0.50	1	1	1	1	1	1	1	1	1	2	1	1	4.70
6	CuLi4+RoLi3	4.2	0.14	0	0	0	1	0	1	0	0	0	0	1	0	4.34
7	STw4	3.2	-0.21	-1	-1	-1	0	-1	-1	0	0	0	-1	0	0	2.99
8	CuLi3	2.5	0.14	0	0	0	0	0	0	0	1	0	0	1	1	2.64
9	MiSt2	3.5	0.00	0	0	0	0	0	0	0	0	0	0	1	0	3.50
10	RoLi4	3.5	0.21	0	1	0	0	1	1	0	0	0	1	1	1	3.71
11	Sp3	3.0	0.00	0	0	0	0	0	0	-1	0	0	0	1	0	3.00
		37.7														39.34

Program Components

Factor

Skating Skills	1.50	5.75	5.50	6.00	6.25	5.75	6.25	5.75	6.00	6.00	6.00	6.25	5.75	5.96
Linking Footwork / Movement	2.00	5.50	5.50	6.00	6.25	5.50	6.25	5.75	6.25	5.75	5.50	6.00	5.75	5.93
Performance	1.50	5.75	5.50	6.25	6.00	5.50	6.50	5.75	6.50	6.00	6.00	6.25	5.50	6.00
Choreography	1.50	5.75	5.75	6.00	6.25	5.75	6.50	5.75	6.50	6.00	5.75	6.25	5.75	6.04
Interpretation / Timing	1.50	6.00	5.75	6.00	6.25	5.75	6.75	6.00	6.00	5.75	5.75	6.25	5.75	6.04
Judges Total Program Component Score (factorized)														47.92

Deductions:

Time Violation:	0.00	Extra Element:	0.00	Illegal Element/Movement:	0.00
Costume & Prop violation:	0.00	Interruption in excess:	0.00	Fall:	0.00
					0.00

Official ISU Sponsors





World Figure Skating Championships® 2005

March 13th – 20th

Moscow / Russia



ICE DANCING FREE DANCE JUDGES DETAILS

Rank	Name	NOC Code	Total Segment Score	Total Element Score	Program Score (factorized)	Total Component Score (factorized)	Total Deductions
			=	+		+	-
13	Sinead KERR / John KERR	GBR	86.74	39.45		47.29	0.00

#	Executed Elements	Base Value	GOE	The Judges Panel (in random order)											Scores of Panel	
1	SeLi4	4.2	0.21	0	0	0	1	1	0	0	0	0	1	1	1	4.41
2	CoSp3	3.5	0.21	0	0	0	0	1	1	1	-1	0	1	0	1	3.71
3	STw4	3.2	-0.07	0	1	0	0	-1	-1	0	0	1	0	0	0	3.13
4	SILi4	2.5	0.36	0	1	1	1	0	0	1	1	1	1	1	1	2.86
5	CuLi3+RoLi3	3.9	0.14	0	0	0	0	1	0	0	0	0	0	1	1	4.04
6	STw4	3.2	-0.07	-1	-1	1	0	-1	0	0	0	-1	0	0	0	3.13
7	CCiSt2	4.4	0.00	0	0	0	0	1	0	0	0	0	0	0	0	4.40
8	RoLi4	3.5	0.29	1	0	0	1	0	1	0	0	0	1	1	1	3.79
9	Sp2	2.5	0.21	0	0	0	0	1	-1	1	0	0	0	1	1	2.71
10	DiSt3	4.2	0.00	0	0	0	0	0	-1	0	0	0	0	0	1	4.20
11	CuLi4	3.0	0.07	0	1	0	1	0	1	0	0	0	0	0	0	3.07
		38.1														39.45

Program Components

Factor

Skating Skills	1.50	6.25	5.50	5.75	6.50	6.00	5.50	5.75	6.00	6.25	6.25	5.75	5.75	5.89
Linking Footwork / Movement	2.00	6.25	5.25	5.50	6.25	5.75	5.50	6.00	6.25	6.00	6.00	5.75	5.50	5.86
Performance	1.50	6.50	5.75	5.50	6.25	6.00	5.50	6.00	6.50	6.25	6.25	5.75	5.75	5.96
Choreography	1.50	6.25	5.50	5.50	6.25	5.75	5.50	6.00	6.00	6.00	6.25	5.75	5.50	5.82
Interpretation / Timing	1.50	6.50	5.75	5.50	6.50	6.25	5.75	6.25	6.00	6.00	6.00	5.75	5.75	6.04
Judges Total Program Component Score (factorized)														47.29

Deductions:

Time Violation:	0.00	Extra Element:	0.00	Illegal Element/Movement:	0.00
Costume & Prop violation:	0.00	Interruption in excess:	0.00	Fall:	0.00
					0.00

Rank	Name	NOC Code	Total Segment Score	Total Element Score	Program Score (factorized)	Total Component Score (factorized)	Total Deductions
			=	+		+	-
14	Svetlana KULIKOVA / Vitali NOVIKOV	RUS	86.58	38.83		47.75	0.00

#	Executed Elements	Base Value	GOE	The Judges Panel (in random order)											Scores of Panel	
1	SeLi4	4.2	0.21	1	0	0	0	1	0	0	0	0	1	1	1	4.41
2	CoSp3	3.5	-0.07	0	0	-1	0	0	0	0	-1	0	0	0	1	3.43
3	STw3	2.5	-0.21	-1	0	-1	0	-1	-1	0	-1	0	-1	1	1	2.29
4	CCiSt2	4.4	0.29	0	0	0	1	1	0	0	0	0	1	0	2	4.69
5	STw4	3.2	-0.36	-1	-1	-1	-1	-1	-1	0	-1	-1	0	0	0	2.84
6	SILi4	2.5	0.21	0	1	1	0	1	0	0	0	0	1	1	1	2.71
7	CuLi4+RoLi4	4.6	0.36	1	0	1	1	0	1	0	0	1	0	1	1	4.96
8	CuLi4	3.0	0.07	0	0	0	0	0	0	0	0	1	0	1	1	3.07
9	Sp3	3.0	0.00	0	0	0	0	0	0	0	0	-1	0	0	1	3.00
10	MiSt2	3.5	0.14	0	0	1	0	0	0	0	0	-1	0	0	1	3.64
11	RoLi4	3.5	0.29	0	1	1	1	0	1	0	0	1	0	1	1	3.79
		37.9														38.83

Program Components

Factor

Skating Skills	1.50	5.75	5.75	6.00	5.75	5.75	5.00	6.00	5.75	5.75	6.25	5.75	6.00	5.82
Linking Footwork / Movement	2.00	5.75	5.25	6.50	5.75	5.50	5.75	5.75	6.00	5.75	6.25	5.75	5.75	5.79
Performance	1.50	6.25	5.50	6.50	5.75	5.75	6.50	5.75	6.25	6.00	6.50	5.75	6.00	6.04
Choreography	1.50	6.50	5.50	6.50	5.75	6.00	6.25	5.75	6.00	5.75	6.25	6.00	6.25	6.11
Interpretation / Timing	1.50	6.50	5.75	6.25	6.00	6.00	7.00	5.75	6.00	6.00	6.25	6.00	6.25	6.14
Judges Total Program Component Score (factorized)														47.75

Deductions:

Time Violation:	0.00	Extra Element:	0.00	Illegal Element/Movement:	0.00
Costume & Prop violation:	0.00	Interruption in excess:	0.00	Fall:	0.00
					0.00

Official ISU Sponsors



MASTERS COLORS

MARY COHR



CELLIER DAUPHINS



GUINOT

CITIZEN BEYOND PRECISION



MacCoffee



World Figure Skating Championships® 2005

March 13th – 20th

Moscow / Russia



ICE DANCING FREE DANCE JUDGES DETAILS

Rank	Name	NOC Code	Total Segment Score	Total Element Score	Program Score (factorized)	Total Component Score	Total Deductions
			=	+		+	-
15	Natalia GUDINA / Alexei BELETSKI	ISR	82.08	40.02		42.06	0.00

# Executed Elements	Base Value	GOE	The Judges Panel (in random order)											Scores of Panel		
1	MiSt3	4.2	0.29	0	1	0	-1	0	0	1	0	0	0	1	1	4.49
2	CCiSt3	5.4	0.14	0	1	0	0	0	0	0	0	0	0	1	1	5.54
3	RoLi4	3.5	0.21	1	0	1	0	1	0	0	0	0	-1	1	0	3.71
4	STw4	3.2	-0.36	-1	-1	-1	-1	-1	-1	0	-1	-1	-1	0	0	2.84
5	CuLi4	3.0	0.21	0	0	0	0	0	0	1	1	1	0	1	1	3.21
6	CoSp3	3.5	0.00	0	0	0	0	-1	0	0	-1	-1	0	1	1	3.50
7	SeLi3	3.5	-0.07	0	0	0	0	-1	-1	-1	1	0	-1	1	0	3.43
8	SILi4	2.5	0.29	0	1	0	-1	0	0	1	1	1	1	2	2	2.79
9	Sp3	3.0	-0.07	0	0	0	-1	-1	0	0	0	0	0	1	0	2.93
10	STw4	3.2	-0.36	-1	-1	-1	-1	-2	-1	0	-1	-1	-1	0	0	2.84
11	CuLi4+RoLi4	4.6	0.14	0	0	0	0	0	1	0	0	0	0	1	1	4.74
												39.6	40.02			

Program Components

Factor

Skating Skills	1.50	5.00	5.50	5.50	5.50	4.75	5.25	5.25	4.75	5.00	4.75	5.50	5.50	5.25
Linking Footwork / Movement	2.00	5.00	5.25	5.50	5.25	4.00	5.00	5.25	4.75	5.00	4.50	5.50	5.25	5.14
Performance	1.50	5.25	5.50	5.25	5.25	4.50	5.00	5.50	5.00	5.25	4.75	5.50	5.25	5.21
Choreography	1.50	5.50	5.50	5.25	5.50	4.50	5.25	5.75	5.00	5.00	4.75	5.50	5.50	5.36
Interpretation / Timing	1.50	5.50	5.50	5.50	5.50	4.50	5.25	5.75	4.75	5.25	4.50	5.50	5.50	5.36
Judges Total Program Component Score (factorized)														42.06

Deductions:

Time Violation:	0.00	Extra Element:	0.00	Illegal Element/Movement:	0.00
Costume & Prop violation:	0.00	Interruption in excess:	0.00	Fall:	0.00
					0.00

Rank	Name	NOC Code	Total Segment Score	Total Element Score	Program Score (factorized)	Total Component Score	Total Deductions
			=	+		+	-
16	Nora HOFFMANN / Attila ELEK	HUN	81.19	37.26		43.93	0.00

# Executed Elements	Base Value	GOE	The Judges Panel (in random order)											Scores of Panel		
1	CuLi4+RoLi4	4.6	0.29	1	1	0	1	0	1	0	0	1	-1	2	1	4.89
2	RoLi4	3.5	-0.14	0	0	-1	0	0	0	-1	-1	-1	1	0	0	3.36
3	CCiSt2	4.4	0.71	0	0	1	0	1	1	0	1	0	0	1	1	5.11
4	STw4	3.2	-0.14	-1	0	0	-1	-1	0	0	0	0	0	1	0	3.06
5	CoSp3	3.5	-0.07	-1	-1	0	-1	0	0	0	1	0	0	0	0	3.43
6	SeLi3	3.5	-0.07	0	0	-1	0	0	1	-1	0	-1	-1	0	0	3.43
7	CuLi4	3.0	0.07	0	0	0	0	1	0	-1	0	0	0	1	0	3.07
8	STw4	3.2	-0.86	-2	-2	-2	-2	-2	-1	-2	-1	-2	-3	-1	-2	2.34
9	SILi4	2.5	0.00	0	0	0	-1	0	0	0	1	0	0	0	0	2.50
10	Sp2	2.5	0.07	0	0	0	-1	0	0	0	1	0	0	1	0	2.57
11	MiSt2	3.5	0.00	-1	0	0	0	1	0	0	0	0	0	0	0	3.50
												37.4	37.26			

Program Components

Factor

Skating Skills	1.50	5.25	5.25	5.50	5.75	5.50	5.75	5.25	5.50	5.25	5.25	6.00	5.50	5.54
Linking Footwork / Movement	2.00	5.00	5.00	5.25	5.75	5.25	5.75	5.00	5.75	5.25	5.00	5.75	5.25	5.43
Performance	1.50	5.25	5.50	5.00	5.75	5.25	5.50	5.25	5.50	4.50	5.00	6.00	5.50	5.43
Choreography	1.50	5.25	5.50	5.25	5.50	5.50	5.50	5.00	5.75	5.00	5.00	6.00	5.50	5.46
Interpretation / Timing	1.50	5.50	5.50	5.50	5.75	5.75	5.75	5.50	5.50	5.00	4.75	6.00	5.50	5.61
Judges Total Program Component Score (factorized)														43.93

Deductions:

Time Violation:	0.00	Extra Element:	0.00	Illegal Element/Movement:	0.00
Costume & Prop violation:	0.00	Interruption in excess:	0.00	Fall:	0.00
					0.00

Official ISU Sponsors





World Figure Skating Championships® 2005

March 13th – 20th

Moscow / Russia



ICE DANCING FREE DANCE JUDGES DETAILS

Rank	Name	NOC Code	Total Segment Score	Total Element Score	Program Score (factorized)	Total Component Score	Total Deductions
			=	+		+	-
17	Anastasia GREBENKINA / Vazgen AZROJAN	ARM	80.29	39.13		41.16	0.00

#	Executed Elements	Base Value	GOE	The Judges Panel (in random order)											Scores of Panel		
1	STw4	3.2	-0.07	0	0	0	-1	0	-1	0	0	0	0	-1	0	0	3.13
2	SILi4	2.5	0.00	0	1	-1	0	0	0	0	0	0	0	1	0	2.50	
3	RoLi4+SILi4	4.2	0.14	0	1	-1	1	0	0	0	1	0	0	1	0	4.34	
4	CoSp3	3.5	-0.07	0	0	-1	-1	0	0	1	0	0	1	0	0	3.43	
5	CCiSt3	5.4	0.00	0	0	0	-1	0	0	0	0	0	0	0	0	5.40	
6	SeLi4	4.2	0.07	0	0	0	0	0	0	1	1	0	1	0	0	4.27	
7	CuLi4	3.0	0.00	0	0	0	-1	0	0	0	0	0	0	1	0	3.00	
8	Sp3	3.0	-0.07	0	0	0	-1	-1	0	0	0	0	-1	0	1	2.93	
9	STw4	3.2	-0.21	-1	-1	0	0	-1	-1	0	-1	-1	-2	0	0	2.99	
10	MiSt2	3.5	0.00	0	0	0	-1	0	0	0	0	0	0	0	0	3.50	
11	RoLi4	3.5	0.14	0	1	0	0	1	1	0	0	1	0	0	1	3.64	
		39.2														39.13	

Program Components

Factor

Skating Skills	1.50	5.25	5.00	4.25	5.25	5.25	5.00	5.75	5.50	5.00	5.00	5.00	5.25	5.21
Linking Footwork / Movement	2.00	5.25	4.75	4.00	5.00	5.00	5.00	5.50	5.50	5.00	4.75	4.75	5.00	5.07
Performance	1.50	5.50	4.75	4.25	4.75	5.00	5.00	5.50	5.75	5.00	4.75	5.00	5.25	5.14
Choreography	1.50	5.25	5.25	4.50	4.75	5.50	5.00	5.25	5.25	5.25	4.75	5.00	5.25	5.11
Interpretation / Timing	1.50	5.50	5.00	4.50	5.00	5.50	5.00	5.25	5.50	5.00	4.50	5.00	5.25	5.21
Judges Total Program Component Score (factorized)														41.16

Deductions:

Time Violation:	0.00	Extra Element:	0.00	Illegal Element/Movement:	0.00
Costume & Prop violation:	0.00	Interruption in excess:	0.00	Fall:	0.00
					0.00

Rank	Name	NOC Code	Total Segment Score	Total Element Score	Program Score (factorized)	Total Component Score	Total Deductions
			=	+		+	-
18	Nozomi WATANABE / Akiyuki KIDO	JPN	79.97	36.98		42.99	0.00

#	Executed Elements	Base Value	GOE	The Judges Panel (in random order)											Scores of Panel	
1	CuLi4	3.0	0.00	0	0	0	0	0	0	0	0	1	1	1	0	3.00
2	CCiSt2	4.4	0.00	0	0	0	0	0	0	0	0	0	0	0	0	4.40
3	RRoLi4	4.2	0.00	0	1	-1	0	1	0	0	-1	0	-1	1	0	4.20
4	CoSp3	3.5	0.14	0	1	0	0	1	0	0	1	1	1	1	0	3.64
5	CuLi4+RoLi3	4.2	0.00	0	0	0	0	0	0	0	0	0	0	1	0	4.20
6	SILi3	2.0	0.14	0	0	0	0	1	0	0	0	0	0	1	1	2.14
7	STw4	3.2	-0.21	0	1	0	-1	-1	-1	0	-1	0	-1	0	0	2.99
8	Sp3	3.0	0.07	0	0	0	0	0	0	1	0	0	0	1	0	3.07
9	STw4	3.2	-0.36	-1	0	-1	-1	0	-1	-1	0	-2	0	0	0	2.84
10	DiSt2	3.5	0.00	0	0	0	0	0	0	0	-1	0	0	0	1	3.50
11	RoLi3	3.0	0.00	0	0	0	0	0	-1	0	0	0	-1	0	0	3.00
		37.2														36.98

Program Components

Factor

Skating Skills	1.50	5.75	5.50	4.25	5.50	5.50	5.00	6.00	5.25	5.50	5.50	5.75	5.25	5.43
Linking Footwork / Movement	2.00	5.50	5.50	4.75	5.50	5.25	5.00	5.50	5.25	5.25	5.25	5.50	5.00	5.29
Performance	1.50	5.75	5.50	5.00	5.25	5.25	5.00	5.50	5.50	5.50	5.00	5.75	5.00	5.32
Choreography	1.50	5.50	5.50	5.00	5.50	5.50	5.00	5.75	5.25	5.50	5.50	5.75	5.25	5.39
Interpretation / Timing	1.50	5.75	5.50	5.00	5.50	5.50	5.00	6.00	5.50	5.50	5.50	5.75	5.25	5.46
Judges Total Program Component Score (factorized)														42.99

Deductions:

Time Violation:	0.00	Extra Element:	0.00	Illegal Element/Movement:	0.00
Costume & Prop violation:	0.00	Interruption in excess:	0.00	Fall:	0.00
					0.00

Official ISU Sponsors





World Figure Skating Championships® 2005

March 13th – 20th

Moscow / Russia



ICE DANCING FREE DANCE JUDGES DETAILS

Rank	Name	NOC Code	Total Segment Score	Total Element Score	Program Score (factorized)	Total Component Score	Total Deductions
			=	+		+	-
19	Nathalie PECHALAT / Fabien BOURZAT	FRA	78.92	38.07		40.85	0.00

#	Executed Elements	Base Value	GOE	The Judges Panel (in random order)											Scores of Panel	
1	RoLi4	3.5	0.29	0	0	0	0	1	1	1	0	1	1	1	1	3.79
2	CCiSt3	5.4	0.00	0	0	0	-1	0	0	0	0	0	0	0	1	5.40
3	CuLi4	3.0	0.21	1	0	1	0	0	0	0	1	0	0	1	0	3.21
4	STw4	3.2	0.00	0	-1	0	-1	0	0	0	0	0	1	0	0	3.20
5	CoSp2	3.0	0.00	0	1	0	0	0	-1	0	0	0	-1	0	0	3.00
6	SILi4	2.5	0.00	0	0	0	-1	0	0	0	0	1	0	1	0	2.50
7	STw4	3.2	-0.36	-1	-1	-1	-1	-1	0	-1	0	-1	-1	0	-1	2.84
8	Sp3	3.0	-0.14	0	0	-1	-1	0	-1	0	0	0	0	0	0	2.86
9	SeLi3	3.5	0.14	1	0	0	0	1	0	0	0	1	1	1	0	3.64
10	DiSt2	3.5	0.00	0	1	0	0	0	0	0	0	0	0	0	0	3.50
11	CuLi3+RoLi4	4.2	-0.07	0	0	0	0	0	0	-1	0	0	-1	1	-1	4.13
		38.0													38.07	

Program Components

Factor

Skating Skills	1.50	5.50	4.75	4.75	5.25	5.25	5.00	5.50	4.75	5.25	5.25	5.00	5.00	5.11
Linking Footwork / Movement	2.00	5.25	4.50	4.25	5.00	5.00	5.25	5.00	4.75	5.00	4.75	4.75	5.00	4.96
Performance	1.50	5.50	4.75	4.25	5.00	5.25	5.25	5.25	4.75	5.25	5.25	5.00	5.25	5.11
Choreography	1.50	5.50	4.50	4.75	5.00	5.75	5.50	5.25	5.00	5.25	5.25	5.00	5.25	5.21
Interpretation / Timing	1.50	5.75	4.75	4.50	5.25	5.50	5.25	5.25	4.75	5.25	5.00	5.00	5.25	5.18
Judges Total Program Component Score (factorized)														40.85

Deductions:

Time Violation:	0.00	Extra Element:	0.00	Illegal Element/Movement:	0.00
Costume & Prop violation:	0.00	Interruption in excess:	0.00	Fall:	0.00
					0.00

Rank	Name	NOC Code	Total Segment Score	Total Element Score	Program Score (factorized)	Total Component Score	Total Deductions
			=	+		+	-
20	Christina BEIER / William BEIER	GER	73.79	37.04		36.75	0.00

#	Executed Elements	Base Value	GOE	The Judges Panel (in random order)											Scores of Panel	
1	STw4	3.2	-0.07	0	0	1	-1	0	0	0	-1	0	0	0	0	3.13
2	SeLi3	3.5	0.36	0	0	1	0	1	1	0	1	1	1	1	1	3.86
3	Sp3	3.0	0.21	0	0	1	-1	0	0	1	0	0	1	1	1	3.21
4	ACiSt2	3.5	0.14	0	1	0	0	0	1	0	0	0	0	0	1	3.64
5	RoLi4	3.5	0.29	0	1	1	0	1	1	0	1	0	0	0	1	3.79
6	STw4	3.2	-0.36	-1	0	0	-1	-1	-1	0	-1	-1	-1	0	-1	2.84
7	CoSp3	3.5	0.07	0	0	1	-1	0	0	0	1	0	1	0	0	3.57
8	SILi4	2.5	0.21	0	0	0	-1	0	1	1	1	0	1	1	0	2.71
9	SILi3+CuLi4	3.5	0.29	0	0	0	0	1	1	0	1	0	1	1	1	3.79
10	DiSt2	3.5	0.00	0	0	0	-1	0	0	0	0	0	0	0	1	3.50
11	CuLi4	3.0	0.00	0	0	0	-1	0	0	0	0	0	0	1	0	3.00
		35.9													37.04	

Program Components

Factor

Skating Skills	1.50	4.50	4.50	4.75	4.50	4.75	4.75	5.25	4.50	5.00	4.75	4.25	4.25	4.57
Linking Footwork / Movement	2.00	4.25	4.50	5.00	4.25	4.25	4.75	4.75	4.75	4.50	4.25	4.00	4.25	4.46
Performance	1.50	4.50	4.50	4.75	4.50	4.50	4.50	5.25	4.75	4.75	4.75	4.25	4.50	4.57
Choreography	1.50	4.75	4.50	5.00	4.50	5.25	5.00	5.00	4.75	4.75	4.75	4.50	4.25	4.79
Interpretation / Timing	1.50	4.75	4.50	4.75	4.25	5.00	4.75	5.25	4.50	4.75	4.50	4.25	4.25	4.61
Judges Total Program Component Score (factorized)														36.75

Deductions:

Time Violation:	0.00	Extra Element:	0.00	Illegal Element/Movement:	0.00
Costume & Prop violation:	0.00	Interruption in excess:	0.00	Fall:	0.00
					0.00

Official ISU Sponsors





World Figure Skating Championships® 2005

March 13th – 20th

Moscow / Russia



ICE DANCING FREE DANCE JUDGES DETAILS

Rank	Name	NOC Code	Total Segment Score	Total Element Score	Total Program Score (factorized)	Total Deductions
			=	+	+	-
21	Julia GOLOVINA / Oleg VOIKO	UKR	70.56	36.63	33.93	0.00

# Executed Elements	Base Value	GOE	The Judges Panel (in random order)											Scores of Panel		
1	STw4	3.2	-0.29	-1	0	0	-1	0	-1	0	-1	0	-1	1	-1	2.91
2	SILi4	2.5	0.21	1	0	1	0	0	0	0	1	0	1	1	0	2.71
3	CCiSt2	4.4	-0.14	0	0	-1	-1	0	0	0	0	0	0	0	0	4.26
4	RoLi4+CuLi3	4.2	-0.14	0	1	0	-1	-1	0	-1	0	-1	0	1	0	4.06
5	CoSp3	3.5	0.07	0	-1	0	-1	0	0	0	1	-1	0	0	1	3.57
6	SeLi4	4.2	-0.14	0	0	-1	-1	0	0	-1	0	0	0	0	0	4.06
7	CuLi4	3.0	-0.07	0	0	0	0	-1	0	-1	0	0	0	0	0	2.93
8	Sp3	3.0	-0.21	0	0	-1	-1	0	-1	-1	0	0	-1	0	0	2.79
9	STw4	3.2	-0.50	-1	-1	-2	-1	-1	-1	-1	-1	-1	-1	0	-1	2.70
10	DiSt2	3.5	-0.43	-1	0	-1	-1	0	0	-1	0	0	-1	0	0	3.07
11	RoLi4	3.5	0.07	0	0	0	0	-1	1	-1	1	0	-1	1	0	3.57
			38.2												36.63	

Program Components

Factor

Skating Skills	1.50	4.25	4.25	4.00	4.50	4.25	4.25	4.25	4.50	4.50	4.75	4.75	3.75	4.29
Linking Footwork / Movement	2.00	4.25	4.25	3.50	4.25	4.00	4.00	4.00	4.25	4.25	4.25	4.50	3.75	4.07
Performance	1.50	4.25	4.50	4.00	4.25	4.25	4.25	4.25	4.50	4.50	4.50	4.75	4.00	4.25
Choreography	1.50	4.50	4.25	4.25	4.25	4.50	4.00	4.75	4.75	4.50	4.50	4.75	4.00	4.43
Interpretation / Timing	1.50	4.50	4.50	3.75	4.50	4.25	4.00	4.00	4.25	4.25	4.25	4.75	4.00	4.21
Judges Total Program Component Score (factorized)														33.93

Deductions:

Time Violation:	0.00	Extra Element:	0.00	Illegal Element/Movement:	0.00
Costume & Prop violation:	0.00	Interruption in excess:	0.00	Fall:	0.00
					0.00

Rank	Name	NOC Code	Total Segment Score	Total Element Score	Total Program Score (factorized)	Total Deductions
			=	+	+	-
22	Alexandra KAUC / Michal ZYCH	POL	68.87	34.72	34.15	0.00

# Executed Elements	Base Value	GOE	The Judges Panel (in random order)											Scores of Panel		
1	Sp3	3.0	0.07	0	0	0	0	1	0	0	0	0	1	1	0	3.07
2	RoLi4	3.5	0.21	0	1	0	-1	1	0	1	1	0	0	0	1	3.71
3	DiSt2	3.5	0.00	0	0	0	-1	0	0	0	0	1	0	0	1	3.50
4	SILi3	2.0	0.07	0	1	0	0	0	0	0	1	0	0	1	0	2.07
5	CoSp3	3.5	-0.07	-1	0	1	0	0	-1	0	0	0	-1	0	0	3.43
6	CuLi3	2.5	0.00	0	0	0	-1	0	0	0	0	0	0	0	0	2.50
7	STw4	3.2	-0.36	-1	0	-1	-1	0	-1	0	-1	0	-1	0	-1	2.84
8	SeLi4	4.2	0.00	0	0	-1	0	0	0	0	1	0	0	0	0	4.20
9	CCiSt2	4.4	0.00	0	0	0	-1	0	0	0	0	0	-1	0	1	4.40
10	RRoLi3	3.5	0.00	0	1	0	-1	0	0	0	0	0	0	0	0	3.50
11	STw3	2.5	-1.00	-2	-2	-2	-2	-2	-2	-2	-1	-2	-2	-2	-2	1.50
			35.8												34.72	

Program Components

Factor

Skating Skills	1.50	4.25	4.50	4.25	4.50	4.50	4.00	4.50	4.25	4.75	4.25	4.00	4.00	4.25
Linking Footwork / Movement	2.00	4.00	4.25	4.00	4.25	4.25	4.00	4.75	4.25	4.50	4.00	3.75	3.75	4.07
Performance	1.50	4.25	4.50	4.00	4.25	4.50	4.00	4.75	4.75	4.50	4.25	4.00	4.25	4.29
Choreography	1.50	4.50	4.50	4.00	4.50	4.75	4.50	5.00	4.50	4.75	4.00	4.00	4.25	4.43
Interpretation / Timing	1.50	4.50	4.50	4.25	4.50	4.50	4.25	5.25	4.50	4.50	4.00	4.00	4.00	4.36
Judges Total Program Component Score (factorized)														34.15

Deductions:

Time Violation:	0.00	Extra Element:	0.00	Illegal Element/Movement:	0.00
Costume & Prop violation:	0.00	Interruption in excess:	0.00	Fall:	0.00
					0.00

Official ISU Sponsors





World Figure Skating Championships® 2005

March 13th – 20th

Moscow / Russia



ICE DANCING FREE DANCE JUDGES DETAILS

Rank	Name	NOC Code	Total Segment Score	Total Element Score	Program Score (factorized)	Total Component Score	Total Deductions
			=	+		+	-
23	Fang YANG / Chongbo GAO	CHN	65.41	29.55		35.86	0.00

#	Executed Elements	Base Value	GOE	The Judges Panel (in random order)										Scores of Panel		
1	CuLi3	2.5	0.00	0	0	0	0	0	0	0	0	0	0	0	0	2.50
2	DiSt1	3.0	-0.14	0	0	0	0	0	0	-1	-1	0	0	0	0	2.86
3	CoSp2	3.0	-0.36	-1	-1	0	-1	-1	-1	-1	-1	0	-1	0	0	2.64
4	SILi4	2.5	0.07	0	0	0	0	0	0	0	1	0	1	0	1	2.57
5	SeLi2	3.0	0.00	-1	0	0	0	0	1	0	-1	0	0	1	0	3.00
6	STw4	3.2	-0.43	-1	0	-1	-1	-1	-1	-1	-1	-1	-2	0	0	2.77
7	STw3	2.5	-0.36	-1	-1	-1	-1	-1	-1	0	-2	-1	-3	0	0	2.14
8	Sp2	2.5	-0.14	-1	0	0	0	0	-1	-1	0	-1	-1	0	0	2.36
9	RRoLi2	3.0	0.00	0	0	-1	0	0	1	0	-1	0	0	0	1	3.00
10	ACiSt1	3.0	-0.29	-1	-1	-1	0	0	0	-1	0	0	0	0	0	2.71
11	RoLi4	3.5	-0.50	-1	-1	-1	-1	-1	-1	-3	-1	-1	-2	-1	-1	3.00
31.7																

Program Components

Factor

Skating Skills	1.50	4.75	4.50	4.00	5.00	4.50	4.50	4.75	4.25	5.00	4.75	4.25	4.75	4.54
Linking Footwork / Movement	2.00	4.25	4.00	3.75	4.75	4.25	4.50	4.50	4.75	4.75	4.00	4.00	4.50	4.39
Performance	1.50	4.50	4.25	4.00	5.00	4.25	4.50	4.75	4.75	4.50	4.25	4.25	4.75	4.54
Choreography	1.50	4.50	4.50	4.25	5.00	4.50	4.50	4.75	4.50	5.00	4.00	4.25	4.75	4.54
Interpretation / Timing	1.50	4.50	4.75	4.25	5.00	4.25	4.25	4.75	4.50	4.75	4.25	4.25	4.50	4.43
Judges Total Program Component Score (factorized)														
35.86														

Deductions:

Time Violation:	0.00	Extra Element:	0.00	Illegal Element/Movement:	0.00
Costume & Prop violation:	0.00	Interruption in excess:	0.00	Fall:	0.00
0.00					

Rank	Name	NOC Code	Total Segment Score	Total Element Score	Program Score (factorized)	Total Component Score	Total Deductions
			=	+		+	-
24	Alessia AURELI / Andrea VATURI	ITA	64.38	32.52		31.86	0.00

#	Executed Elements	Base Value	GOE	The Judges Panel (in random order)										Scores of Panel		
1	Sp2	2.5	-0.07	0	0	0	-1	0	0	0	-1	0	0	0	0	2.43
2	STw3	2.5	-0.43	-1	-1	-1	-1	-1	-1	0	-1	-2	-1	0	-1	2.07
3	CuLi4	3.0	0.00	0	0	0	0	0	0	0	0	0	0	0	1	3.00
4	DiSt1	3.0	-0.29	0	0	-1	-1	0	0	-1	0	-1	-1	0	0	2.71
5	RoLi4	3.5	0.00	0	0	0	0	0	0	-1	0	0	-1	0	0	3.50
6	STw3	2.5	-0.43	-1	0	-1	-1	-2	0	-1	-1	-1	-1	0	-1	2.07
7	CuLi4+RoLi3	4.2	-0.29	0	0	-1	0	-1	-1	-1	0	-1	-1	1	-1	3.91
8	SeLi3	3.5	0.14	0	1	0	0	0	1	0	1	0	-1	1	0	3.64
9	CoSp2	3.0	-0.29	-1	-1	-1	-1	0	0	-1	-1	-1	0	0	0	2.71
10	CCiSt1	3.7	0.14	0	0	0	-1	0	1	0	0	0	0	0	1	3.84
11	SILi4	2.5	0.14	0	0	0	-1	0	0	0	1	0	0	1	1	2.64
33.9																

Program Components

Factor

Skating Skills	1.50	4.00	4.25	3.75	4.25	4.00	3.75	3.75	4.25	4.00	4.00	3.75	3.75	3.89
Linking Footwork / Movement	2.00	3.75	4.00	3.75	4.25	3.75	4.00	3.75	4.00	4.00	3.75	3.75	3.50	3.82
Performance	1.50	4.00	4.25	4.00	4.25	3.75	4.00	4.25	4.25	4.25	4.25	3.75	4.00	4.04
Choreography	1.50	4.00	4.00	3.75	4.25	4.00	4.00	3.75	4.50	4.00	4.00	4.00	4.00	4.00
Interpretation / Timing	1.50	4.25	4.50	4.00	4.50	4.25	4.50	4.25	4.25	4.00	4.00	4.00	4.00	4.21
Judges Total Program Component Score (factorized)														
31.86														

Deductions:

Time Violation:	0.00	Extra Element:	0.00	Illegal Element/Movement:	0.00
Costume & Prop violation:	0.00	Interruption in excess:	0.00	Fall:	0.00
0.00					

Official ISU Sponsors



MASTERS COLORS

MARY COHR



CELLIER DAUPHINS



GUINOT

CITIZEN BEYOND PRECISION



MacCoffee



World Figure Skating Championships® 2005

March 13th – 20th

Moscow / Russia



ICE DANCING ORIGINAL DANCE JUDGES DETAILS

Rank	Name	NOC Code	Total Segment Score	Total Element Score	Program Score (factorized)	Total Component Score	Total Deductions
			=	+		+	-
1	Tatiana NAVKA / Roman KOSTOMAROV	RUS	68.67	26.36		42.31	0.00

# Executed Elements	Base Value	GOE	The Judges Panel (in random order)											Scores of Panel		
1	DiSt2	3.5	1.86	2	2	2	2	1	2	2	2	2	1	2	2	5.36
2	CuLi4+RoLi4	4.6	0.86	2	2	1	2	2	1	1	1	2	2	2	2	5.46
3	CoSp3	3.5	0.71	1	2	1	1	1	2	2	1	2	2	1	2	4.21
4	NtMiSt3	5.4	1.43	1	2	0	0	2	2	1	1	1	1	3	2	6.83
5	RoLi4	3.5	1.00	2	2	1	2	2	2	2	2	2	3	2	2	4.50
			20.5												26.36	

Program Components	Factor													
Skating Skills	1.00	8.50	8.75	8.50	8.25	8.50	8.25	8.50	8.25	8.50	8.00	8.75	8.50	8.43
Linking Footwork / Movement	1.00	8.50	8.50	8.50	8.00	8.50	8.25	8.25	8.25	8.50	8.00	8.25	8.75	8.29
Performance	0.75	8.50	8.75	8.75	8.50	8.50	8.50	8.50	8.50	8.75	8.50	8.50	8.75	8.50
Choreography	0.75	8.50	8.75	8.75	8.50	8.75	8.50	8.25	8.25	8.75	8.25	8.50	8.75	8.46
Interpretation / Timing	1.50	8.50	8.75	8.75	8.50	8.75	8.75	8.50	8.50	9.00	8.50	8.50	8.75	8.57
Judges Total Program Component Score (factorized)														42.31
Deductions:	Time Violation:	0.00	Extra Element:				0.00	Illegal Element/Movement:				0.00		
	Costume & Prop violation:	0.00	Interruption in excess:				0.00	Fall:				0.00	0.00	

Rank	Name	NOC Code	Total Segment Score	Total Element Score	Program Score (factorized)	Total Component Score	Total Deductions
			=	+		+	-
2	Tanith BELBIN / Benjamin AGOSTO	USA	67.54	27.31		40.23	0.00

# Executed Elements	Base Value	GOE	The Judges Panel (in random order)											Scores of Panel		
1	NtMiSt4	6.8	1.71	2	2	2	1	1	1	2	2	1	2	3	2	8.51
2	CuLi4+RoLi4	4.6	0.64	2	1	0	2	1	1	1	1	2	1	2	2	5.24
3	DiSt3	4.2	0.86	2	1	1	1	1	1	0	1	1	0	1	1	5.06
4	RoLi4	3.5	0.93	2	2	1	2	1	2	1	2	2	2	3	2	4.43
5	CoSp3	3.5	0.57	1	1	1	1	0	1	2	1	1	1	2	1	4.07
			22.6												27.31	

Program Components	Factor													
Skating Skills	1.00	8.50	8.25	8.25	8.00	7.25	7.75	8.00	8.00	7.50	7.50	8.50	7.25	8.00
Linking Footwork / Movement	1.00	8.00	8.00	8.00	7.75	7.25	8.00	8.00	7.75	7.25	7.50	8.25	7.00	7.86
Performance	0.75	8.25	8.50	8.25	8.00	7.25	8.25	8.00	8.00	7.75	8.00	8.50	7.25	8.14
Choreography	0.75	8.25	8.50	8.00	8.25	7.25	8.00	8.00	7.75	7.50	7.75	8.50	7.25	8.07
Interpretation / Timing	1.50	8.50	8.50	8.50	8.25	7.25	8.25	8.00	8.00	7.75	7.75	8.25	7.25	8.14
Judges Total Program Component Score (factorized)														40.23
Deductions:	Time Violation:	0.00	Extra Element:				0.00	Illegal Element/Movement:				0.00		
	Costume & Prop violation:	0.00	Interruption in excess:				0.00	Fall:				0.00	0.00	

Official ISU Sponsors





World Figure Skating Championships® 2005

March 13th – 20th

Moscow / Russia



ICE DANCING ORIGINAL DANCE JUDGES DETAILS

Rank	Name	NOC Code	Total Segment Score	Total Element Score	Program Score (factorized)	Total Component Score	Total Deductions
			=	+		+	-
3	Elena GRUSHINA / Ruslan GONCHAROV	UKR	63.17	24.00		39.17	0.00

# Executed Elements	Base Value	GOE	The Judges Panel (in random order)											Scores of Panel			
1	NtMiSt3	5.4	1.00	2	1	1	0	2	0	2	0	1	1	2	6.40		
2	CuLi4+RoLi4	4.6	0.43	1	2	0	0	2	1	1	0	2	0	1	2	5.03	
3	CoSp3	3.5	0.64	2	2	2	1	1	1	1	1	2	1	2	1	4.14	
4	DiSt2	3.5	0.86	1	1	1	1	1	0	2	0	0	1	1	1	4.36	
5	RoLi4	3.5	0.57	1	1	1	0	2	1	1	1	2	1	2	2	4.07	
		20.5															24.00

Program Components	Factor													
Skating Skills	1.00	8.00	8.00	8.25	7.75	8.25	7.25	8.00	7.50	7.75	7.25	8.25	7.75	7.82
Linking Footwork / Movement	1.00	7.75	7.75	8.25	7.50	8.25	7.25	7.75	7.25	7.75	7.25	8.00	7.75	7.61
Performance	0.75	7.75	8.00	8.50	8.00	8.50	7.25	8.00	7.50	7.75	7.50	8.25	8.00	7.86
Choreography	0.75	7.75	7.75	8.50	7.75	8.50	7.25	7.75	7.75	8.00	7.50	8.25	8.00	7.79
Interpretation / Timing	1.50	7.75	8.00	8.75	8.00	8.50	8.00	8.00	7.75	8.00	7.50	8.50	8.00	8.00
Judges Total Program Component Score (factorized)														39.17
Deductions:		Time Violation:	0.00	Extra Element:	0.00	Illegal Element/Movement:	0.00	Costume & Prop violation:	0.00	Interruption in excess:	0.00	Fall:	0.00	0.00

Rank	Name	NOC Code	Total Segment Score	Total Element Score	Program Score (factorized)	Total Component Score	Total Deductions
			=	+		+	-
4	Albena DENKOVA / Maxim STAVISKI	BUL	62.79	24.55		38.24	0.00

# Executed Elements	Base Value	GOE	The Judges Panel (in random order)											Scores of Panel			
1	NtMiSt3	5.4	0.71	2	1	0	0	0	1	1	1	1	0	1	1	6.11	
2	CuLi4+RoLi4	4.6	0.64	2	2	0	0	1	1	0	1	1	2	2	2	5.24	
3	CoSp3	3.5	0.57	1	2	1	1	1	1	0	1	1	2	1	1	4.07	
4	DiSt3	4.2	0.86	1	1	0	0	1	1	0	1	0	1	1	1	5.06	
5	RoLi4	3.5	0.57	1	1	1	1	1	1	1	1	2	3	2	2	4.07	
		21.2															24.55

Program Components	Factor													
Skating Skills	1.00	8.00	8.00	7.75	7.75	7.50	7.50	7.25	7.75	7.50	8.00	8.00	7.50	7.79
Linking Footwork / Movement	1.00	7.75	7.75	7.25	7.50	7.50	7.25	7.25	7.50	7.50	8.00	7.50	7.50	7.54
Performance	0.75	7.75	7.75	7.50	7.25	7.50	7.25	7.50	7.50	7.50	8.00	7.75	7.50	7.57
Choreography	0.75	7.75	7.50	7.25	7.50	7.50	7.00	7.50	7.50	7.75	8.00	8.00	7.25	7.61
Interpretation / Timing	1.50	8.00	7.75	7.50	7.25	7.50	7.00	7.50	7.75	7.50	8.00	8.00	7.50	7.68
Judges Total Program Component Score (factorized)														38.24
Deductions:		Time Violation:	0.00	Extra Element:	0.00	Illegal Element/Movement:	0.00	Costume & Prop violation:	0.00	Interruption in excess:	0.00	Fall:	0.00	0.00

Official ISU Sponsors





World Figure Skating Championships® 2005

March 13th – 20th

Moscow / Russia



ICE DANCING ORIGINAL DANCE JUDGES DETAILS

Rank	Name	NOC Code	Total Segment Score	Total Element Score	Program Score (factorized)	Total Component Score	Total Deductions
			=	+		+	-
5	Galit CHAIT / Sergei SAKHNOVSKI	ISR	61.19	24.43		36.76	0.00

# Executed Elements	Base Value	GOE	The Judges Panel (in random order)												Scores of Panel			
1	NtMiSt3	5.4	1.14	1	1	1	1	2	1	1	1	2	1	0	1	1	1	6.54
2	CoSp3	3.5	0.50	1	0	1	1	1	1	1	1	1	1	1	1	1	4.00	
3	CuLi4+RoLi4	4.6	0.79	2	2	1	2	2	0	1	1	1	2	1	2		5.39	
4	DiSt2	3.5	0.86	0	0	0	1	1	1	1	1	0	1	1	0		4.36	
5	RoLi4	3.5	0.64	1	1	1	2	1	1	0	1	2	2	2	1		4.14	
			20.5													24.43		

Program Components	Factor																	
Skating Skills	1.00	7.50	7.25	7.25	7.75	8.25	7.25	7.00	7.25	7.50	7.25	7.50	7.00	7.39				
Linking Footwork / Movement	1.00	7.25	6.75	6.75	7.75	8.25	7.00	6.75	7.00	7.25	7.25	7.50	7.25	7.21				
Performance	0.75	7.25	7.25	7.00	8.00	8.25	7.25	7.00	7.50	7.75	7.50	7.50	7.25	7.46				
Choreography	0.75	7.50	7.00	7.00	7.75	8.25	7.00	6.75	7.25	7.50	7.25	7.25	7.25	7.29				
Interpretation / Timing	1.50	7.50	7.00	7.25	7.75	8.50	7.25	7.00	7.50	7.50	7.50	7.25	7.00	7.39				
Judges Total Program Component Score (factorized)														36.76				
Deductions:	Time Violation:	0.00	Extra Element:		0.00	Illegal Element/Movement:		0.00	Costume & Prop violation:		0.00	Interruption in excess:		0.00	Fall:		0.00	0.00

Rank	Name	NOC Code	Total Segment Score	Total Element Score	Program Score (factorized)	Total Component Score	Total Deductions
			=	+		+	-
6	Isabelle DELOBEL / Olivier SCHOENFELDER	FRA	60.25	23.21		37.04	0.00

# Executed Elements	Base Value	GOE	The Judges Panel (in random order)												Scores of Panel		
1	DiSt2	3.5	1.00	1	1	1	1	0	1	1	1	1	1	1	1	1	4.50
2	RoLi4+CuLi4	4.6	0.71	1	2	1	1	1	2	2	1	2	1	2	1		5.31
3	RoLi4	3.5	0.50	1	2	1	1	1	1	1	1	0	0	1	1		4.00
4	CoSo3	3.5	0.36	1	0	-1	1	1	1	1	2	1	0	0	0		3.86
5	NtMiSt3	5.4	0.14	1	1	-2	-1	-1	1	0	0	0	-1	1	0		5.54
			20.5													23.21	

Program Components	Factor																	
Skating Skills	1.00	7.50	7.50	7.50	7.50	7.00	8.00	7.25	7.50	7.25	6.75	7.75	7.50	7.43				
Linking Footwork / Movement	1.00	7.25	7.25	7.25	7.25	7.00	7.75	7.50	7.25	7.50	6.50	7.75	7.25	7.32				
Performance	0.75	7.25	7.50	7.00	7.50	7.00	7.50	7.25	7.50	7.25	6.50	7.00	7.25	7.29				
Choreography	0.75	7.25	7.25	7.25	7.50	7.25	7.50	7.50	7.75	7.50	6.50	7.75	7.25	7.43				
Interpretation / Timing	1.50	7.50	7.50	7.25	7.25	7.25	7.75	7.50	7.75	7.50	6.50	7.75	7.00	7.50				
Judges Total Program Component Score (factorized)														37.04				
Deductions:	Time Violation:	0.00	Extra Element:		0.00	Illegal Element/Movement:		0.00	Costume & Prop violation:		0.00	Interruption in excess:		0.00	Fall:		0.00	0.00

Official ISU Sponsors





World Figure Skating Championships® 2005

March 13th – 20th

Moscow / Russia



ICE DANCING ORIGINAL DANCE JUDGES DETAILS

Rank	Name	NOC Code	Total Segment Score	Total Element Score	Program Score (factorized)	Total Component Score	Total Deductions
			=	+		+	-
7	Oksana DOMNINA / Maxim SHABALIN	RUS	58.86	24.15		34.71	0.00

# Executed Elements	Base Value	GOE	The Judges Panel (in random order)												Scores of Panel	
1 CoSo3	3.5	0.43	1	0	1	1	1	1	0	1	1	1	1	1	1	3.93
2 NtMiSt3	5.4	1.29	1	2	0	1	0	0	2	1	1	2	2	1	6.69	
3 CuLi4+RoLi4	4.6	0.57	2	1	0	0	1	1	1	1	1	1	2	1	5.17	
4 DiSt2	3.5	0.86	1	1	1	1	0	1	1	1	0	0	2	1	4.36	
5 RoLi4	3.5	0.50	2	0	0	1	1	0	2	0	1	1	2	1	4.00	
	20.5														24.15	

Program Components	Factor														
Skating Skills	1.00	7.00	7.25	6.75	6.75	6.50	6.75	7.25	7.00	6.75	6.75	7.75	7.00	6.96	
Linking Footwork / Movement	1.00	7.00	6.75	6.50	6.50	6.25	6.75	7.25	7.00	6.75	6.25	7.50	6.75	6.79	
Performance	0.75	6.75	7.00	7.00	6.75	6.25	7.00	7.25	7.25	6.75	6.50	7.75	7.00	6.93	
Choreography	0.75	6.75	7.00	6.50	6.75	6.50	6.75	7.50	7.50	6.75	6.50	7.25	7.00	6.93	
Interpretation / Timing	1.50	7.00	7.00	7.00	6.75	6.50	7.00	7.50	7.50	7.00	6.50	7.50	7.00	7.04	
Judges Total Program Component Score (factorized)														34.71	
Deductions:		Time Violation:	0.00		Extra Element:	0.00		Illegal Element/Movement:	0.00						
		Costume & Prop violation:	0.00		Interruption in excess:	0.00		Fall:	0.00						0.00

Rank	Name	NOC Code	Total Segment Score	Total Element Score	Program Score (factorized)	Total Component Score	Total Deductions
			=	+		+	-
8	Marie-France DUBREUIL / Patrice LAUZON	CAN	58.30	21.48		36.82	0.00

# Executed Elements	Base Value	GOE	The Judges Panel (in random order)												Scores of Panel
1 RoLi4	3.5	0.64	2	1	1	0	1	1	2	1	1	1	2	2	4.14
2 NtMiSt2	4.4	-1.14	-1	-1	0	-2	-1	-1	-1	-1	-1	-2	-1	-1	3.26
3 CuLi4+RoLi4	4.6	0.64	2	1	0	1	2	0	1	0	1	2	2	1	5.24
4 DiSt3	4.2	0.71	1	1	1	1	0	1	0	1	1	0	2	1	4.91
5 CoSo3	3.5	0.43	1	1	1	0	1	1	1	1	0	0	2	1	3.93
	20.2														21.48

Program Components	Factor														
Skating Skills	1.00	7.25	7.25	7.75	7.25	7.25	7.75	7.00	7.25	6.75	7.25	7.75	7.50	7.32	
Linking Footwork / Movement	1.00	7.25	7.25	7.50	7.25	7.00	7.50	7.50	7.25	6.25	7.00	7.75	7.25	7.29	
Performance	0.75	7.25	7.75	7.25	7.50	7.25	7.50	7.00	7.00	6.25	7.25	7.75	7.00	7.36	
Choreography	0.75	7.25	7.50	7.50	7.25	7.25	7.50	7.75	7.25	6.50	7.25	7.75	7.50	7.39	
Interpretation / Timing	1.50	7.50	7.25	7.75	7.25	7.25	7.75	7.50	7.50	6.50	7.00	8.00	7.25	7.43	
Judges Total Program Component Score (factorized)														36.82	
Deductions:		Time Violation:	0.00		Extra Element:	0.00		Illegal Element/Movement:	0.00						
		Costume & Prop violation:	0.00		Interruption in excess:	0.00		Fall:	0.00						0.00

Official ISU Sponsors





World Figure Skating Championships® 2005

March 13th – 20th

Moscow / Russia



ICE DANCING ORIGINAL DANCE JUDGES DETAILS

Rank	Name	NOC Code	Total Segment Score	Total Element Score	Program Score (factorized)	Total Component Score	Total Deductions
			=	+		+	-
9	Federica FAIELLA / Massimo SCALI	ITA	56.13	22.71		33.42	0.00

# Executed Elements	Base Value	GOE	The Judges Panel (in random order)											Scores of Panel			
1	NtMiSt3	5.4	0.71	1	1	1	1	0	1	1	1	0	0	0	2	0	6.11
2	RoLi4	3.5	0.21	1	0	0	1	1	0	0	0	0	0	1	0	0	3.71
3	CoSp3	3.5	0.29	0	0	0	1	1	1	1	0	0	0	1	0	0	3.79
4	DiSt2	3.5	0.71	1	1	1	0	1	1	0	1	1	0	2	0	0	4.21
5	CuLi4+RoLi4	4.6	0.29	1	1	1	0	1	0	0	0	0	1	1	1	0	4.89
		20.5													22.71		

Program Components	Factor														
Skating Skills	1.00	7.00	7.00	6.75	6.25	6.75	7.00	6.25	6.75	6.25	6.00	7.25	6.25	6.71	
Linking Footwork / Movement	1.00	6.75	6.75	7.00	6.25	6.75	6.50	6.25	6.50	6.25	6.00	6.75	6.00	6.54	
Performance	0.75	6.75	7.00	7.25	6.75	6.75	6.75	6.50	6.75	6.50	6.25	7.00	6.00	6.75	
Choreography	0.75	6.75	7.00	7.00	6.50	6.75	7.00	6.25	6.50	6.25	6.25	6.75	6.25	6.64	
Interpretation / Timing	1.50	6.75	6.75	7.00	6.50	7.00	7.00	6.50	6.75	6.75	6.25	7.00	6.25	6.75	
Judges Total Program Component Score (factorized)															33.42
Deductions:	Time Violation:	0.00	Extra Element:	0.00	Illegal Element/Movement:	0.00									0.00
	Costume & Prop violation:	0.00	Interruption in excess:	0.00	Fall:	0.00									0.00

Rank	Name	NOC Code	Total Segment Score	Total Element Score	Program Score (factorized)	Total Component Score	Total Deductions
			=	+		+	-
10	Megan WING / Aaron LOWE	CAN	52.52	21.56		30.96	0.00

# Executed Elements	Base Value	GOE	The Judges Panel (in random order)											Scores of Panel			
1	CuLi4+RoLi4	4.6	0.50	1	1	0	1	0	1	1	1	0	1	1	1	0	5.10
2	DiSt2	3.5	0.14	0	0	0	1	0	1	0	0	0	0	0	0	0	3.64
3	CoSp3	3.5	0.14	0	0	-1	0	0	0	1	1	0	0	1	0	0	3.64
4	NtMiSt3	5.4	0.14	0	0	1	0	0	0	1	0	-1	1	-1	1	0	5.54
5	RoLi4	3.5	0.14	0	0	1	1	1	0	0	1	0	0	0	0	0	3.64
		20.5													21.56		

Program Components	Factor														
Skating Skills	1.00	6.50	6.50	6.25	6.25	6.00	6.50	6.25	6.25	6.50	6.00	6.50	6.50	6.32	
Linking Footwork / Movement	1.00	6.50	6.00	6.25	6.00	5.75	6.50	6.25	6.00	6.25	5.75	6.00	6.00	6.07	
Performance	0.75	6.50	6.25	6.75	6.25	5.75	6.50	6.25	6.25	6.25	5.75	6.00	6.25	6.18	
Choreography	0.75	6.50	6.00	6.75	6.50	6.00	6.50	6.00	6.00	6.50	5.75	6.00	6.25	6.14	
Interpretation / Timing	1.50	6.50	6.50	6.50	6.25	6.00	6.75	6.25	6.00	6.50	6.00	5.75	6.25	6.21	
Judges Total Program Component Score (factorized)															30.96
Deductions:	Time Violation:	0.00	Extra Element:	0.00	Illegal Element/Movement:	0.00									0.00
	Costume & Prop violation:	0.00	Interruption in excess:	0.00	Fall:	0.00									0.00

Official ISU Sponsors





World Figure Skating Championships® 2005

March 13th – 20th

Moscow / Russia



ICE DANCING ORIGINAL DANCE JUDGES DETAILS

Rank	Name	NOC Code	Total Segment Score	Total Element Score	Program Score (factorized)	Total Component Score	Total Deductions
			=	+		+	-
11	Sinead KERR / John KERR	GBR	50.71	20.19		30.52	0.00

# Executed Elements	Base Value	GOE	The Judges Panel (in random order)											Scores of Panel	
1 DiSt2	3.5	0.71	0	1	1	1	0	1	0	1	0	1	1	1	4.21
2 RRoLi3	3.5	0.29	1	0	0	1	0	1	1	0	1	0	1	1	3.79
3 NtMiSt3	5.4	-0.14	1	0	0	0	0	0	-1	0	0	-1	0	0	5.26
4 CuLi4	3.0	0.29	0	0	1	1	1	1	0	1	1	0	1	1	3.29
5 CoSo3	3.5	0.14	0	1	0	1	0	0	0	0	0	0	1	0	3.64
	18.9														20.19

Program Components

Program Components	Factor													
Skating Skills	1.00	6.25	6.25	6.50	6.25	5.25	6.25	5.75	6.00	6.00	6.00	6.50	6.00	6.11
Linking Footwork / Movement	1.00	6.25	6.00	6.50	6.25	5.00	6.25	5.75	5.75	5.75	5.75	6.50	5.75	6.00
Performance	0.75	6.00	6.00	6.50	6.00	5.00	6.75	5.75	5.75	6.00	6.00	6.75	6.00	6.04
Choreography	0.75	6.00	6.25	6.75	6.00	5.25	6.75	6.00	6.00	6.00	6.25	6.50	6.00	6.14
Interpretation / Timing	1.50	6.25	6.00	6.50	6.50	5.25	7.25	5.50	6.25	6.25	6.00	6.75	6.00	6.18
Judges Total Program Component Score (factorized)														30.52

Deductions:	Time Violation:	0.00	Extra Element:	0.00	Illegal Element/Movement:	0.00
Costume & Prop violation:	0.00		Interruption in excess:	0.00	Fall:	0.00
						0.00

Rank	Name	NOC Code	Total Segment Score	Total Element Score	Program Score (factorized)	Total Component Score	Total Deductions
			=	+		+	-
12	Melissa GREGORY / Denis PETUKHOV	USA	50.22	19.40		30.82	0.00

# Executed Elements	Base Value	GOE	The Judges Panel (in random order)											Scores of Panel	
1 NtMiSt2	4.4	-0.57	0	0	-1	-1	-1	-2	0	-1	-2	-1	0	-1	3.83
2 RoLi4	3.5	0.29	1	0	1	2	1	0	0	0	1	1	1	1	3.79
3 CuLi3+RoLi4	4.2	0.29	0	0	0	1	1	0	1	1	1	0	1	1	4.49
4 CoSo3	3.5	0.29	0	1	0	1	1	1	0	0	0	0	1	1	3.79
5 DiSt2	3.5	0.00	0	0	1	0	1	0	0	0	0	0	0	1	3.50
	19.1														19.40

Program Components

Program Components	Factor													
Skating Skills	1.00	6.25	6.25	6.25	6.25	6.50	6.25	6.00	6.25	6.00	5.75	7.00	6.25	6.25
Linking Footwork / Movement	1.00	6.25	5.75	6.00	6.00	6.25	6.00	5.75	6.00	6.00	5.75	7.00	6.25	6.00
Performance	0.75	6.25	6.25	6.50	6.00	6.50	6.00	6.00	5.75	5.75	5.75	6.50	6.00	6.11
Choreography	0.75	6.25	6.00	6.25	6.25	6.50	6.25	5.75	6.00	6.25	5.75	6.50	6.25	6.14
Interpretation / Timing	1.50	6.50	6.00	6.75	6.25	6.50	6.50	6.00	6.00	6.25	5.75	6.75	6.00	6.25
Judges Total Program Component Score (factorized)														30.82

Deductions:	Time Violation:	0.00	Extra Element:	0.00	Illegal Element/Movement:	0.00
Costume & Prop violation:	0.00		Interruption in excess:	0.00	Fall:	0.00
						0.00

Official ISU Sponsors





World Figure Skating Championships® 2005

March 13th – 20th

Moscow / Russia



ICE DANCING ORIGINAL DANCE JUDGES DETAILS

Rank	Name	NOC Code	Total Segment Score	Total Element Score	Program Score (factorized)	Total Component Score	Total Deductions
			=	+		+	-
13	Kristin FRASER / Igor LUKANIN	AZE	48.82	20.42		28.40	0.00

# Executed Elements	Base Value	GOE	The Judges Panel (in random order)											Scores of Panel		
1 CoSp3	3.5	0.00	0	0	1	0	0	0	0	0	0	0	0	0	-1	3.50
2 NtMiSt3	5.4	0.00	0	1	1	0	0	0	0	0	0	0	0	0	0	5.40
3 DiSt2	3.5	0.00	0	0	-1	0	0	0	0	0	0	0	0	-1	0	3.50
4 CuLi4+RoLi4	4.6	-0.29	-1	0	0	0	0	-1	-1	0	0	-1	-1	-1	0	4.31
5 RoLi4	3.5	0.21	0	0	0	1	1	0	1	0	0	0	1	1	0	3.71
		20.5												20.42		

Program Components	Factor														
Skating Skills	1.00	5.75	5.75	6.25	5.75	6.25	5.50	5.00	5.75	5.75	5.50	6.25	5.75	5.75	
Linking Footwork / Movement	1.00	5.75	5.50	6.25	5.50	6.00	6.00	5.00	5.50	5.75	5.75	6.00	5.75	5.71	
Performance	0.75	5.50	5.50	6.25	5.75	6.25	5.75	5.25	5.25	5.75	5.50	6.00	5.50	5.61	
Choreography	0.75	5.75	5.50	6.50	5.75	6.25	5.75	5.00	5.50	6.00	5.25	5.75	5.75	5.61	
Interpretation / Timing	1.50	5.75	5.25	6.50	5.75	6.25	5.75	5.25	5.50	6.00	5.75	6.00	5.50	5.68	
Judges Total Program Component Score (factorized)															28.40
Deductions:	Time Violation:	0.00	Extra Element:	0.00	Illegal Element/Movement:	0.00									0.00
	Costume & Prop violation:	0.00	Interruption in excess:	0.00	Fall:	0.00									0.00

Rank	Name	NOC Code	Total Segment Score	Total Element Score	Program Score (factorized)	Total Component Score	Total Deductions
			=	+		+	-
14	Svetlana KULIKOVA / Vitali NOVIKOV	RUS	48.72	19.93		28.79	0.00

# Executed Elements	Base Value	GOE	The Judges Panel (in random order)											Scores of Panel	
1 NtMiSt3	5.4	0.00	0	0	0	0	0	0	0	0	1	0	-1	0	5.40
2 CoSp3	3.5	-0.14	0	-1	0	0	0	0	0	0	0	-1	-3	0	3.36
3 CuLi4+RoLi4	4.6	0.14	0	0	1	1	2	0	1	0	1	0	0	1	4.74
4 DiSt2	3.5	-0.14	0	-1	-1	0	0	0	0	0	0	0	-1	0	3.36
5 RoLi4	3.5	-0.43	-1	-2	-1	-1	0	-1	-1	-1	-1	-1	0	-1	3.07
		20.5												19.93	

Program Components	Factor														
Skating Skills	1.00	6.00	6.25	6.00	6.00	6.00	6.00	5.50	5.75	6.25	5.75	5.50	6.00	5.86	
Linking Footwork / Movement	1.00	5.75	6.00	6.25	5.75	6.00	5.75	5.50	5.50	6.25	5.50	5.25	5.75	5.68	
Performance	0.75	5.75	6.00	6.25	6.00	6.00	5.50	5.50	5.50	6.50	5.75	5.00	6.00	5.71	
Choreography	0.75	5.75	6.00	6.00	6.00	6.25	5.50	5.50	5.75	6.50	5.50	5.50	6.00	5.71	
Interpretation / Timing	1.50	6.00	6.00	6.50	6.25	6.25	5.50	5.50	5.75	6.50	5.50	5.00	6.00	5.79	
Judges Total Program Component Score (factorized)															28.79
Deductions:	Time Violation:	0.00	Extra Element:	0.00	Illegal Element/Movement:	0.00									0.00
	Costume & Prop violation:	0.00	Interruption in excess:	0.00	Fall:	0.00									0.00

Official ISU Sponsors





World Figure Skating Championships® 2005

March 13th – 20th

Moscow / Russia



ICE DANCING ORIGINAL DANCE JUDGES DETAILS

Rank	Name	NOC Code	Total Segment Score	Total Element Score	Program Score (factorized)	Total Component Score	Total Deductions
			=	+		+	-
15	Nozomi WATANABE / Akiyuki KIDO	JPN	46.57	20.46		26.11	0.00

# Executed Elements	Base Value	GOE	The Judges Panel (in random order)											Scores of Panel	
1 DiSt2	3.5	0.00	0	0	1	0	0	0	0	0	0	0	1	0	3.50
2 CoSp3	3.5	0.07	-1	-1	1	1	1	1	0	0	0	0	0	-1	3.57
3 RoLi4	3.5	0.00	0	0	0	0	0	0	0	0	0	0	0	-1	3.50
4 NtMiSt3	5.4	0.29	0	1	0	0	1	0	0	0	0	1	0	0	5.69
5 RRoLi4	4.2	0.00	0	0	1	0	0	0	0	0	0	1	0	0	4.20
		20.1												20.46	

Program Components

Factor

Skating Skills	1.00	5.25	5.25	4.50	5.25	5.75	5.25	5.00	5.25	5.25	5.25	5.75	5.00	5.32
Linking Footwork / Movement	1.00	5.00	5.00	4.00	5.00	5.75	5.25	5.00	5.00	5.25	5.25	5.25	4.75	5.11
Performance	0.75	5.00	5.00	4.00	5.25	5.75	5.00	5.25	5.00	5.00	5.50	5.25	4.75	5.18
Choreography	0.75	5.00	5.25	4.00	5.50	5.75	5.25	5.00	5.00	5.25	5.25	5.25	5.00	5.21
Interpretation / Timing	1.50	5.25	5.00	3.75	5.25	5.75	5.50	5.00	5.25	5.25	5.25	5.25	4.75	5.25
Judges Total Program Component Score (factorized)														26.11

Deductions:

Time Violation:	0.00	Extra Element:	0.00	Illegal Element/Movement:	0.00
Costume & Prop violation:	0.00	Interruption in excess:	0.00	Fall:	0.00
					0.00

Rank	Name	NOC Code	Total Segment Score	Total Element Score	Program Score (factorized)	Total Component Score	Total Deductions
			=	+		+	-
16	Anastasia GREBENKINA / Vazgen AZROJAN	ARM	46.02	20.43		25.59	0.00

# Executed Elements	Base Value	GOE	The Judges Panel (in random order)											Scores of Panel	
1 NtMiSt3	5.4	-0.14	-1	0	0	0	0	0	1	0	0	0	-1	0	5.26
2 CoSp3	3.5	0.00	-1	0	1	0	0	0	0	0	0	0	0	1	3.50
3 CuLi4+RoLi4	4.6	0.14	0	1	1	1	0	0	1	0	1	0	0	1	4.74
4 DiSt2	3.5	-0.14	-1	0	0	0	-1	0	0	0	0	0	0	0	3.36
5 RoLi4	3.5	0.07	0	0	-1	0	1	0	0	0	1	1	0	1	3.57
		20.5												20.43	

Program Components

Factor

Skating Skills	1.00	5.00	5.50	4.75	5.25	5.00	5.50	5.25	5.00	5.00	5.25	5.75	5.25	5.25
Linking Footwork / Movement	1.00	4.75	5.25	4.50	5.25	4.75	5.00	5.25	4.75	5.25	5.25	5.00	5.00	5.04
Performance	0.75	4.75	5.25	4.50	5.50	4.75	5.25	5.50	4.50	5.25	5.00	5.25	5.00	5.11
Choreography	0.75	4.75	5.00	4.25	5.50	5.00	5.25	5.00	4.75	5.25	5.25	5.25	5.25	5.07
Interpretation / Timing	1.50	4.75	5.25	4.00	5.25	5.00	5.25	5.00	4.75	5.50	5.25	5.50	4.75	5.11
Judges Total Program Component Score (factorized)														25.59

Deductions:

Time Violation:	0.00	Extra Element:	0.00	Illegal Element/Movement:	0.00
Costume & Prop violation:	0.00	Interruption in excess:	0.00	Fall:	0.00
					0.00

Official ISU Sponsors





World Figure Skating Championships® 2005

March 13th – 20th

Moscow / Russia



ICE DANCING ORIGINAL DANCE JUDGES DETAILS

Rank	Name	NOC Code	Total Segment Score	Total Element Score	Program Score (factorized)	Total Component Score	Total Deductions
			=	+		+	-
17	Nora HOFFMANN / Attila ELEK	HUN	45.34	17.91		27.43	0.00

# Executed Elements	Base Value	GOE	The Judges Panel (in random order)											Scores of Panel		
1	CuLi3+RoLi2	3.5	0.50	1	1	1	1	1	0	1	0	1	2	2	1	4.00
2	DiSt2	3.5	0.29	0	0	1	0	0	1	0	0	0	1	1	0	3.79
3	CoSo3	3.5	0.00	0	-1	0	1	1	-1	0	1	1	0	-1	0	3.50
4	NtMiSt3	5.4	-0.71	0	-1	-2	0	0	-1	-1	-1	-1	-1	-2	-1	4.69
5	RoLi2	2.5	-0.57	-1	-2	-2	0	-1	-2	-1	-1	-1	-1	-1	-1	1.93
			18.4												17.91	

Program Components	Factor														
Skating Skills	1.00	5.50	5.50	6.00	5.75	5.50	5.50	5.50	5.50	5.50	5.50	5.50	6.00	5.50	5.54
Linking Footwork / Movement	1.00	5.25	5.25	6.25	5.50	5.50	5.25	5.25	5.25	5.25	5.50	5.00	5.25	5.32	
Performance	0.75	5.50	5.50	6.25	5.75	5.50	5.25	5.25	5.50	5.50	5.25	5.75	5.25	5.46	
Choreography	0.75	5.50	5.25	6.00	5.50	5.75	5.50	5.75	5.25	5.50	5.50	5.75	5.50	5.54	
Interpretation / Timing	1.50	5.50	5.25	6.50	5.50	5.75	5.50	5.50	5.50	5.50	5.50	6.00	5.25	5.54	
Judges Total Program Component Score (factorized)															27.43
Deductions:	Time Violation:	0.00	Extra Element:	0.00	Illegal Element/Movement:	0.00									
	Costume & Prop violation:	0.00	Interruption in excess:	0.00	Fall:	0.00									0.00

Rank	Name	NOC Code	Total Segment Score	Total Element Score	Program Score (factorized)	Total Component Score	Total Deductions
			=	+		+	-
18	Natalia GUDINA / Alexei BELETSKI	ISR	42.85	17.88		24.97	0.00

# Executed Elements	Base Value	GOE	The Judges Panel (in random order)											Scores of Panel		
1	RoLi4	3.5	0.21	0	0	1	1	1	0	1	0	1	1	0	1	3.71
2	CoSo3	3.5	0.14	-1	1	1	0	0	1	0	1	1	0	0	1	3.64
3	NtMiSt3	5.4	-1.57	-2	-1	-2	-1	-1	-2	-2	-2	-1	-1	-3	-1	3.83
4	DiSt3	4.2	0.00	-1	0	-1	1	0	0	0	0	0	0	0	0	4.20
5	RRoLi2	3.0	-0.50	-1	-1	-1	-1	-1	-1	-1	-1	-1	0	-1	-1	2.50
			19.6												17.88	

Program Components	Factor														
Skating Skills	1.00	4.75	5.25	5.00	5.50	5.25	5.25	4.50	5.00	5.25	5.00	6.00	5.50	5.14	
Linking Footwork / Movement	1.00	4.75	5.00	4.75	5.50	5.25	5.00	4.50	4.50	5.50	4.75	5.50	5.25	4.96	
Performance	0.75	4.50	4.75	5.00	5.50	5.25	5.00	4.00	4.50	5.00	4.75	4.75	5.00	4.79	
Choreography	0.75	4.75	5.00	4.75	5.75	5.25	5.00	4.50	4.75	5.50	5.00	5.50	5.25	5.04	
Interpretation / Timing	1.50	4.75	4.75	4.75	5.25	5.25	5.25	4.00	4.75	5.75	5.00	5.25	5.00	5.00	
Judges Total Program Component Score (factorized)															24.97
Deductions:	Time Violation:	0.00	Extra Element:	0.00	Illegal Element/Movement:	0.00									
	Costume & Prop violation:	0.00	Interruption in excess:	0.00	Fall:	0.00									0.00

Official ISU Sponsors





World Figure Skating Championships® 2005

March 13th – 20th

Moscow / Russia



ICE DANCING ORIGINAL DANCE JUDGES DETAILS

Rank	Name	NOC Code	Total Segment Score	Total Element Score	Program Score (factorized)	Total Component Score	Total Deductions
			=	+		+	-
19	Fang YANG / Chongbo GAO	CHN	42.67	19.47		23.20	0.00

# Executed Elements	Base Value	GOE	The Judges Panel (in random order)											Scores of Panel			
1	RoLi4	3.5	0.14	0	0	1	1	1	0	0	0	0	1	0	1	1	3.64
2	CoSp3	3.5	0.00	-1	0	0	0	0	0	0	0	0	0	0	0	0	3.50
3	DiSt2	3.5	0.00	0	0	1	1	0	0	0	0	0	0	0	0	0	3.50
4	NtMiSt3	5.4	0.00	0	-1	-1	0	0	0	1	0	0	0	0	0	0	5.40
5	RRoLi3	3.5	-0.07	0	0	0	0	0	-1	0	0	0	0	-1	0	0	3.43
													19.4	19.47			

Program Components

Factor

Skating Skills	1.00	5.25	4.75	4.50	5.00	4.25	4.50	4.00	4.75	4.50	4.50	5.25	5.00	4.71
Linking Footwork / Movement	1.00	5.25	4.50	4.00	4.75	4.25	4.75	4.00	4.50	4.25	4.50	5.00	4.75	4.61
Performance	0.75	5.25	4.75	4.25	4.50	4.25	4.50	4.25	4.50	4.50	4.50	5.00	4.75	4.57
Choreography	0.75	5.00	4.75	4.25	4.75	4.25	5.00	4.00	4.75	4.25	4.50	5.00	4.50	4.71
Interpretation / Timing	1.50	5.25	4.50	4.00	4.50	4.25	4.75	4.00	4.50	4.25	4.50	5.75	4.75	4.61
Judges Total Program Component Score (factorized)														23.20

Deductions:

Time Violation:	0.00	Extra Element:	0.00	Illegal Element/Movement:	0.00
Costume & Prop violation:	0.00	Interruption in excess:	0.00	Fall:	0.00
					0.00

Rank	Name	NOC Code	Total Segment Score	Total Element Score	Program Score (factorized)	Total Component Score	Total Deductions
			=	+		+	-
20	Christina BEIER / William BEIER	GER	41.66	19.58		22.08	0.00

# Executed Elements	Base Value	GOE	The Judges Panel (in random order)											Scores of Panel			
1	NtMiSt3	5.4	-0.29	-1	-1	0	0	0	0	1	0	0	0	-1	0	0	5.11
2	SiLi4+CuLi4	3.9	0.07	0	0	1	1	0	0	1	0	1	0	0	0	0	3.97
3	CoSp3	3.5	0.00	-1	0	0	0	0	0	0	0	0	0	0	-1	0	3.50
4	DiSt2	3.5	0.00	-1	0	0	0	0	0	0	0	0	0	0	0	0	3.50
5	RoLi4	3.5	0.00	-1	0	1	0	0	0	0	0	0	0	0	0	0	3.50
													19.8	19.58			

Program Components

Factor

Skating Skills	1.00	4.50	4.25	3.50	4.75	4.25	4.25	4.50	4.50	4.50	4.50	5.00	4.50	4.46
Linking Footwork / Movement	1.00	4.25	3.75	4.00	4.50	4.25	4.50	4.50	4.25	4.25	4.25	4.75	4.50	4.36
Performance	0.75	4.50	4.00	3.25	4.25	4.50	4.75	4.25	4.00	4.25	4.50	4.75	4.50	4.39
Choreography	0.75	4.00	3.75	3.75	4.50	4.50	5.00	4.75	4.25	4.25	4.50	4.50	4.75	4.43
Interpretation / Timing	1.50	4.25	3.75	3.50	4.50	4.50	5.00	4.50	4.25	4.50	4.50	4.50	4.50	4.43
Judges Total Program Component Score (factorized)														22.08

Deductions:

Time Violation:	0.00	Extra Element:	0.00	Illegal Element/Movement:	0.00
Costume & Prop violation:	0.00	Interruption in excess:	0.00	Fall:	0.00
					0.00

Official ISU Sponsors





World Figure Skating Championships® 2005

March 13th – 20th

Moscow / Russia



ICE DANCING ORIGINAL DANCE JUDGES DETAILS

Rank	Name	NOC Code	Total Segment Score	Total Element Score	Program Score (factorized)	Total Component Score	Total Deductions
			=	+		+	-
21	Julia GOLOVINA / Oleg VOIKO	UKR	41.57	19.46		22.11	0.00

# Executed Elements	Base Value	GOE	The Judges Panel (in random order)											Scores of Panel			
1	NtMiSt3	5.4	0.00	-1	0	0	0	0	0	1	0	0	-1	0	0	0	5.40
2	RoLi4+CuLi3	4.2	0.07	0	-1	1	1	1	0	0	0	0	0	0	0	0	4.27
3	CoSo3	3.5	-0.14	-1	0	0	0	0	0	-1	0	0	-1	0	-1	3.36	
4	DiSt2	3.5	-0.43	-1	0	-1	0	0	-1	0	-1	0	0	-1	0	3.07	
5	RoLi4	3.5	-0.14	-1	0	1	0	0	-1	0	-1	0	0	0	0	3.36	
		20.1														19.46	

Program Components

Factor

Skating Skills	1.00	4.75	4.50	3.25	4.25	5.00	4.25	4.75	4.25	4.25	4.50	4.75	4.25	4.54
Linking Footwork / Movement	1.00	4.50	4.00	3.50	4.25	5.00	4.50	4.50	4.00	4.25	4.25	4.50	4.25	4.36
Performance	0.75	4.50	4.25	3.75	4.50	5.00	4.25	4.75	4.25	4.25	4.50	4.50	4.00	4.46
Choreography	0.75	4.50	4.00	3.50	4.00	5.00	4.50	4.75	4.50	4.25	4.50	4.25	4.25	4.43
Interpretation / Timing	1.50	4.50	4.00	3.50	4.25	5.00	4.25	4.75	4.25	4.00	4.25	4.25	4.25	4.36
Judges Total Program Component Score (factorized)														22.11

Deductions:

Time Violation:	0.00	Extra Element:	0.00	Illegal Element/Movement:	0.00
Costume & Prop violation:	0.00	Interruption in excess:	0.00	Fall:	0.00
0.00					

Rank	Name	NOC Code	Total Segment Score	Total Element Score	Program Score (factorized)	Total Component Score	Total Deductions
			=	+		+	-
22	Alexandra KAUC / Michal ZYCH	POL	40.92	18.88		22.04	0.00

# Executed Elements	Base Value	GOE	The Judges Panel (in random order)											Scores of Panel		
1	NtMiSt3	5.4	-0.86	-1	-1	-1	0	-1	-1	-1	0	0	-1	-1	-1	4.54
2	SeLi4	4.2	0.00	0	0	0	0	0	0	1	1	0	0	0	4.20	
3	CoSo3	3.5	-0.21	0	-1	0	0	0	-1	-1	0	1	-1	-1	3.29	
4	RoLi4	3.5	0.14	-1	0	1	1	0	0	0	1	0	1	0	3.64	
5	DiSt2	3.5	-0.29	-1	0	0	0	0	0	1	0	0	-1	-1	3.21	
		20.1													18.88	

Program Components

Factor

Skating Skills	1.00	4.50	4.50	3.25	4.50	3.75	4.50	4.75	4.75	4.50	4.50	4.75	4.00	4.57
Linking Footwork / Movement	1.00	4.25	3.75	3.75	4.25	3.75	4.50	4.50	4.50	4.50	4.25	4.25	4.00	4.25
Performance	0.75	4.50	4.00	3.75	4.50	3.75	4.50	4.75	4.50	4.75	4.50	4.25	3.75	4.39
Choreography	0.75	4.25	4.00	4.00	4.50	4.00	4.50	4.50	4.75	4.50	4.25	4.25	3.75	4.32
Interpretation / Timing	1.50	4.25	4.00	3.75	4.50	4.00	5.00	4.75	5.00	4.75	4.25	4.50	3.50	4.46
Judges Total Program Component Score (factorized)														22.04

Deductions:

Time Violation:	0.00	Extra Element:	0.00	Illegal Element/Movement:	0.00
Costume & Prop violation:	0.00	Interruption in excess:	0.00	Fall:	0.00
0.00					

Official ISU Sponsors





World Figure Skating Championships® 2005

March 13th – 20th

Moscow / Russia



ICE DANCING ORIGINAL DANCE JUDGES DETAILS

Rank	Name	NOC Code	Total Segment Score	Total Element Score	Program Score (factorized)	Total Component Score	Total Deductions
			=	+		+	-
23	Nathalie PECHALAT / Fabien BOURZAT	FRA	40.71	16.15		25.56	1.00

# Executed Elements	Base Value	GOE	The Judges Panel (in random order)											Scores of Panel		
1	NtMiSt1	3.7	-2.43	-2	-3	-3	-3	-3	-3	-2	-2	-2	-2	-2	-2	1.27
2	RoLi4+CuLi4	4.6	0.14	0	0	0	1	0	0	1	0	1	0	1	1	4.74
3	CoSp3	3.5	0.14	0	0	-1	0	1	1	1	0	0	0	-1	0	3.64
4	DiSt2	3.5	-0.57	-1	-1	-1	0	-1	0	-1	0	-1	0	-1	-1	2.93
5	RoLi4	3.5	0.07	-1	0	-1	0	1	0	0	1	1	0	0	0	3.57
		18.8														16.15

Program Components

Program Components	Factor													
Skating Skills	1.00	5.50	5.00	5.50	5.50	5.00	5.00	5.00	5.25	5.00	4.75	5.50	5.25	5.18
Linking Footwork / Movement	1.00	5.25	4.75	5.75	5.25	5.00	5.50	5.00	5.00	5.25	4.50	5.25	5.25	5.07
Performance	0.75	5.25	5.00	5.25	5.25	5.00	5.25	4.50	4.75	5.00	4.75	5.00	5.00	5.00
Choreography	0.75	5.25	4.75	5.50	5.50	5.25	5.00	5.00	5.50	5.50	4.75	5.50	5.25	5.18
Interpretation / Timing	1.50	5.50	4.75	5.25	5.25	5.25	5.25	4.75	5.25	5.50	4.50	5.25	5.00	5.11
Judges Total Program Component Score (factorized)														25.56

Deductions:	Time Violation:	0.00	Extra Element:	0.00	Illegal Element/Movement:	0.00
Costume & Prop violation:	0.00		Interruption in excess:	0.00	Fall:	-1.00
						-1.00

Rank	Name	NOC Code	Total Segment Score	Total Element Score	Program Score (factorized)	Total Component Score	Total Deductions
			=	+		+	-
24	Alessia AURELI / Andrea VATURI	ITA	38.66	17.66		21.00	0.00

# Executed Elements	Base Value	GOE	The Judges Panel (in random order)											Scores of Panel		
1	NtMiSt3	5.4	-0.57	-1	-1	0	0	-1	-1	0	-1	-1	0	0	-1	4.83
2	SiLi4+RoLi3	3.9	0.14	0	-1	0	1	1	0	0	0	0	1	0	0	4.04
3	Sp2	2.5	0.00	-1	0	-1	0	0	0	0	0	0	0	-1	2.50	
4	DiSt2	3.5	-0.14	-1	0	0	1	0	0	0	-1	0	0	0	3.36	
5	RoLi4	3.5	-0.57	-2	-2	0	-1	0	-1	-1	-1	-1	-1	-1	2.93	
		18.8														17.66

Program Components

Program Components	Factor													
Skating Skills	1.00	4.00	3.75	3.25	4.00	4.00	4.00	4.75	4.00	4.25	4.25	4.25	3.50	4.07
Linking Footwork / Movement	1.00	4.00	3.50	3.75	4.00	4.00	4.25	4.75	3.75	4.00	4.25	4.25	3.25	4.07
Performance	0.75	3.75	3.75	3.50	4.25	4.00	4.25	4.50	4.00	4.00	4.25	4.50	3.25	4.14
Choreography	0.75	4.00	3.75	3.75	4.50	4.25	4.50	5.00	4.25	4.25	4.50	4.50	3.50	4.36
Interpretation / Timing	1.50	4.00	3.50	3.50	4.25	4.25	4.75	4.75	4.25	4.25	4.50	4.25	3.50	4.32
Judges Total Program Component Score (factorized)														21.00

Deductions:	Time Violation:	0.00	Extra Element:	0.00	Illegal Element/Movement:	0.00
Costume & Prop violation:	0.00		Interruption in excess:	0.00	Fall:	0.00
						0.00

Official ISU Sponsors





World Figure Skating Championships® 2005

March 13th – 20th

Moscow / Russia



ICE DANCING ORIGINAL DANCE JUDGES DETAILS

Rank	Name	NOC Code	Total Segment Score	Total Element Score	Program Score (factorized)	Total Component Score	Total Deductions
			=	+		+	-
25	Laura MUNANA / Luke MUNANA	MEX	36.31	15.12		21.19	0.00

# Executed Elements	Base Value	GOE	The Judges Panel (in random order)											Scores of Panel		
1	NtMiSt1	3.7	-1.14	-1	-1	0	-1	-1	-2	-1	-2	0	-1	-1	-1	2.56
2	SILi3+RoLi3	3.5	0.14	-1	0	1	1	1	0	1	0	1	0	0	1	3.64
3	CoSp2	3.0	0.00	-1	0	0	0	0	0	0	0	0	1	0	3.00	
4	DiSt1	3.0	-0.29	-1	-1	1	1	0	-1	0	0	0	0	0	2.71	
5	RoLi3	3.0	0.21	0	1	1	1	1	0	-1	0	1	0	1	3.21	
		16.2												15.12		

Program Components

Factor

Skating Skills	1.00	4.50	4.00	3.75	4.00	4.25	4.25	4.25	4.00	4.00	3.75	4.75	4.25	4.18
Linking Footwork / Movement	1.00	4.25	3.75	4.00	4.00	4.00	4.25	4.25	4.00	4.25	3.75	4.25	4.25	4.07
Performance	0.75	4.25	4.25	4.25	4.25	4.25	4.25	4.50	4.25	4.25	4.25	4.50	4.00	4.29
Choreography	0.75	4.25	3.75	4.25	4.50	4.25	4.50	4.25	4.25	4.50	4.25	4.75	4.25	4.32
Interpretation / Timing	1.50	4.25	4.00	4.50	4.50	4.25	4.75	4.50	4.25	4.25	4.00	4.50	4.00	4.32
Judges Total Program Component Score (factorized)													21.19	

Deductions:

Time Violation:	0.00	Extra Element:	0.00	Illegal Element/Movement:	0.00
Costume & Prop violation:	0.00	Interruption in excess:	0.00	Fall:	0.00
				0.00	

Rank	Name	NOC Code	Total Segment Score	Total Element Score	Program Score (factorized)	Total Component Score	Total Deductions
			=	+		+	-
26	Daniela KELLER / Fabian KELLER	SUI	33.23	15.48		17.75	0.00

# Executed Elements	Base Value	GOE	The Judges Panel (in random order)											Scores of Panel		
1	NtMiSt2	4.4	-0.57	-1	-1	-1	0	0	-1	0	-1	-1	0	-1	-1	3.83
2	RoLi2	2.5	-0.07	-1	0	-1	0	0	-1	0	0	0	0	0	-1	2.43
3	SeLi2	3.0	0.07	-1	0	0	0	0	0	1	0	0	0	1	0	3.07
4	CoSp2	3.0	-0.21	-1	-1	-1	0	0	0	0	0	-1	-1	-2	-1	2.79
5	DiSt2	3.5	-0.14	-2	-1	0	0	0	0	0	0	-1	0	0	0	3.36
		16.4												15.48		

Program Components

Factor

Skating Skills	1.00	3.50	3.50	2.50	3.75	3.50	3.25	3.50	3.50	3.00	4.00	3.75	3.50	3.57
Linking Footwork / Movement	1.00	3.25	3.25	2.50	3.50	3.50	3.25	3.50	3.25	3.00	3.25	3.00	3.50	3.32
Performance	0.75	3.25	3.50	2.25	3.75	4.00	3.50	3.25	3.25	3.00	3.75	3.75	3.25	3.54
Choreography	0.75	3.25	3.50	2.25	3.50	3.75	3.75	3.50	3.50	2.75	3.75	3.50	3.25	3.57
Interpretation / Timing	1.50	3.50	3.50	2.25	3.75	3.75	3.75	3.25	3.50	2.75	4.00	4.00	3.25	3.68
Judges Total Program Component Score (factorized)													17.75	

Deductions:

Time Violation:	0.00	Extra Element:	0.00	Illegal Element/Movement:	0.00
Costume & Prop violation:	0.00	Interruption in excess:	0.00	Fall:	0.00
				0.00	

Official ISU Sponsors





World Figure Skating Championships® 2005

March 13th – 20th

Moscow / Russia



ICE DANCING ORIGINAL DANCE JUDGES DETAILS

Rank	Name	NOC Code	Total Segment Score	Total Element Score	Program Score (factorized)	Total Component Score	Total Deductions
			=	+		+	-
27	Judith HAUNSTETTER / Arne HÖNLEIN	GER	33.00	15.04		17.96	0.00

# Executed Elements	Base Value	GOE	The Judges Panel (in random order)											Scores of Panel			
1	SILi3	2.0	0.00	0	0	0	0	0	0	1	0	0	0	0	-1	0	2.00
2	NtMiSt3	5.4	-1.29	-2	-2	-1	-1	-1	-1	-1	-1	-1	-1	-1	-2	-1	4.11
3	CoSo3	3.5	-0.57	-1	-2	0	0	0	-2	-1	-1	-1	-1	-3	-1	2.93	
4	DiSt1	3.0	-0.29	-1	-1	-1	0	0	-1	0	0	0	0	0	0	2.71	
5	RRoLi3	3.5	-0.21	-1	-1	-1	0	0	-1	0	-1	0	0	0	0	3.29	
			17.4												15.04		

Program Components	Factor															
Skating Skills	1.00	3.75	3.50	2.50	3.50	3.75	4.00	3.25	3.75	3.75	3.75	3.75	4.00	3.75	3.71	
Linking Footwork / Movement	1.00	3.50	3.25	2.75	3.25	3.75	4.00	3.50	3.50	3.75	3.50	3.50	3.50	3.50	3.50	
Performance	0.75	3.50	3.75	2.75	3.50	3.75	3.75	3.50	3.25	4.00	3.50	3.75	3.50	3.61		
Choreography	0.75	3.50	3.50	3.00	3.50	3.75	4.25	3.50	3.50	4.00	3.50	3.75	3.50	3.57		
Interpretation / Timing	1.50	3.50	3.50	2.75	3.25	4.00	4.50	3.25	3.75	3.75	3.25	3.75	3.25	3.57		
Judges Total Program Component Score (factorized)															17.96	
Deductions:	Time Violation:	0.00	Extra Element:	0.00	Illegal Element/Movement:	0.00										0.00
	Costume & Prop violation:	0.00	Interruption in excess:	0.00	Fall:	0.00										0.00

Rank	Name	NOC Code	Total Segment Score	Total Element Score	Program Score (factorized)	Total Component Score	Total Deductions
			=	+		+	-
28	Natalie BUCK / Trent NELSON-BOND	AUS	32.85	15.39		17.46	0.00

# Executed Elements	Base Value	GOE	The Judges Panel (in random order)											Scores of Panel		
1	RRoLi4	4.2	0.00	0	0	0	0	0	-1	0	0	0	0	1	0	4.20
2	DiSt1	3.0	-0.43	-1	-1	-1	0	0	-1	0	0	-1	0	-1	0	2.57
3	RoLi4	3.5	-0.14	-1	0	0	1	0	-1	-1	0	0	0	0	0	3.36
4	CoSo1	2.5	-0.21	-1	-1	-1	0	0	-1	1	-1	-2	0	0	0	2.29
5	NtMiSt2	4.4	-1.43	-2	-2	-1	0	-1	-2	-1	-1	-2	-1	-2	-2	2.97
			17.6												15.39	

Program Components	Factor															
Skating Skills	1.00	3.75	3.50	2.50	3.25	3.50	3.00	3.25	3.75	2.75	3.50	4.00	3.25	3.50		
Linking Footwork / Movement	1.00	3.50	3.00	2.50	3.25	3.50	3.25	3.25	3.50	2.50	3.50	4.00	3.25	3.39		
Performance	0.75	3.50	3.50	2.75	3.50	3.50	3.25	3.25	3.50	3.00	3.50	4.00	3.00	3.46		
Choreography	0.75	3.50	3.25	2.75	3.50	3.75	3.50	3.50	3.50	2.75	3.50	4.00	3.25	3.54		
Interpretation / Timing	1.50	3.50	3.25	2.50	3.50	3.75	3.50	3.25	3.75	2.75	3.50	3.75	3.00	3.54		
Judges Total Program Component Score (factorized)															17.46	
Deductions:	Time Violation:	0.00	Extra Element:	0.00	Illegal Element/Movement:	0.00										0.00
	Costume & Prop violation:	0.00	Interruption in excess:	0.00	Fall:	0.00										0.00

Official ISU Sponsors





World Figure Skating Championships® 2005

March 13th – 20th

Moscow / Russia



ICE DANCING ORIGINAL DANCE JUDGES DETAILS

Rank	Name	NOC Code	Total Segment Score	Total Element Score	Program Score (factorized)	Total Component Score	Total Deductions
			=	+		+	-
29	Olga AKIMOVA / Alexander SHAKALOV	UZB	31.35	13.57		17.78	0.00

# Executed Elements	Base Value	GOE	The Judges Panel (in random order)											Scores of Panel		
1 CoSo2	3.0	-0.14	-1	-1	0	0	0	0	0	0	0	0	0	-1	-1	2.86
2 NtMiSt1	3.7	-1.71	-2	-2	-2	-2	-1	-2	-1	-2	-2	-1	-3	-1	1.99	
3 CuLi3+RoLi2	3.5	-0.21	-1	-1	-1	0	0	-1	0	-1	0	0	0	-1	3.29	
4 RoLi3	3.0	-0.36	-1	-1	-1	-1	0	-1	0	-1	0	0	-1	-1	2.64	
5 DiSt2	3.5	-0.71	-1	-1	-2	0	0	-2	0	0	-1	-1	-2	0	2.79	
													16.7	13.57		

Program Components

Program Components	Factor														
Skating Skills	1.00	4.00	3.50	2.75	3.75	4.50	3.50	3.00	3.75	3.75	4.00	3.50	4.00	3.71	
Linking Footwork / Movement	1.00	3.75	3.00	2.75	3.50	4.25	3.50	3.00	3.50	3.75	4.25	3.25	4.00	3.54	
Performance	0.75	3.75	3.50	2.50	3.25	4.50	3.25	3.00	3.25	3.75	3.75	3.50	3.75	3.46	
Choreography	0.75	3.75	3.25	2.50	3.50	4.50	3.75	3.00	3.50	3.50	4.00	3.25	3.75	3.57	
Interpretation / Timing	1.50	3.50	3.50	2.75	3.50	4.50	3.50	3.00	3.25	3.50	4.00	3.25	3.75	3.50	
Judges Total Program Component Score (factorized)													17.78		

Deductions:	Time Violation:	0.00	Extra Element:	0.00	Illegal Element/Movement:	0.00
Costume & Prop violation:	0.00	Interruption in excess:	0.00	Fall:	0.00	0.00

Rank	Name	NOC Code	Total Segment Score	Total Element Score	Program Score (factorized)	Total Component Score	Total Deductions
			=	+		+	-
30	Anna GALCHENIUK / Oleg KRUPEN	BLR	28.14	14.05		14.09	0.00

# Executed Elements	Base Value	GOE	The Judges Panel (in random order)											Scores of Panel	
1 DiSt1	3.0	-0.86	-1	-2	-1	0	-1	-2	0	-1	-2	0	-1	-1	2.14
2 CuLi3+RoLi4	4.2	-0.43	-1	-1	-1	-1	-1	-1	0	-1	-1	0	-1	-1	3.77
3 Sp2	2.5	-0.14	-2	-1	0	0	0	-1	0	0	-1	0	0	-1	2.36
4 NtMiSt2	4.4	-1.29	-1	-2	-1	-1	-1	-2	0	-2	-2	-1	-1	-1	3.11
5 RoLi4	3.5	-0.83	-2	-2	-1	-1	0	-3	-3	-2	-2	-1	-1	-2	2.67
													17.6	14.05	

Program Components

Program Components	Factor														
Skating Skills	1.00	3.25	3.00	2.25	2.75	3.25	2.50	2.50	2.75	2.75	3.50	2.75	2.75	2.89	
Linking Footwork / Movement	1.00	3.25	2.75	2.25	2.50	3.00	2.75	2.50	2.50	2.75	3.25	2.75	2.75	2.79	
Performance	0.75	3.25	3.00	2.00	2.75	3.00	2.50	3.00	2.25	2.75	3.50	2.25	2.50	2.82	
Choreography	0.75	3.00	2.75	2.00	2.50	3.25	2.50	2.75	2.50	3.00	3.50	2.50	2.75	2.75	
Interpretation / Timing	1.50	3.25	2.75	2.25	2.50	3.25	2.25	2.50	2.50	2.75	3.50	3.00	2.50	2.82	
Judges Total Program Component Score (factorized)													14.09		

Deductions:	Time Violation:	0.00	Extra Element:	0.00	Illegal Element/Movement:	0.00
Costume & Prop violation:	0.00	Interruption in excess:	0.00	Fall:	0.00	0.00

Official ISU Sponsors





World Figure Skating Championships® 2005

March 13th – 20th

Moscow / Russia



LADIES FREE SKATING JUDGES DETAILS

Rank	Name	NOC Code	Total Segment Score	Total Element Score	Total Program Score (factorized)	Total Component Score (factorized)	Total Deductions
			=	+	+	+	-
1	Irina SLUTSKAYA	RUS	130.10	64.03		66.07	0.00

# Executed Elements	Base Value	GOE	The Judges Panel (in random order)										Scores of Panel			
1	3LZ+3LO	11.0	0.14	0	0	1	0	0	1	0	1	0	0	0	-	11.14
2	3S+2LO+2T	7.3	0.43	0	1	1	0	0	2	0	2	0	0	1	-	7.73
3	3Lo	5.0	0.71	1	1	0	1	1	0	1	2	0	1	1	-	5.71
4	FCSp2	2.3	0.50	1	1	2	1	1	1	1	3	1	1	1	-	2.80
5	3LO*+2LO	1.5	0.36	1	1	1	1	0	1	0	0	0	1	1	-	1.86
6	LSp3	2.4	0.86	2	2	2	2	2	1	0	2	1	1	2	-	3.26
7	SpSt3	3.4	1.14	1	1	1	1	1	2	1	2	1	0	2	-	4.54
8	3F	6.1 x	1.00	1	1	1	1	1	1	1	2	0	1	1	-	7.10
9	3T	4.4 x	0.71	0	1	1	0	1	1	1	1	0	1	1	-	5.11
10	CoSp3	3.0	0.29	0	1	1	1	0	0	1	1	0	0	1	-	3.29
11	2A	3.6 x	0.57	0	1	0	0	1	1	1	1	0	1	1	-	4.17
12	SIS2	3.1	0.43	1	2	1	0	1	1	1	1	1	1	0	-	3.53
13	CCoSp2	3.0	0.79	1	2	2	2	2	1	1	2	1	1	2	-	3.79
													56.1	64.03		

Program Components

Program Components	Factor													
Skating Skills	1.60	9.00	9.00	8.75	8.25	7.75	8.25	8.50	8.50	7.75	7.50	8.50	-	8.43
Transition / Linking Footwork	1.60	8.00	8.50	8.50	7.75	7.50	8.00	8.00	8.00	7.50	7.00	7.75	-	7.93
Performance / Execution	1.60	9.00	8.75	9.00	8.25	8.00	8.25	8.50	9.00	7.50	8.00	8.25	-	8.43
Choreography / Composition	1.60	8.50	8.75	8.50	8.25	7.50	8.00	8.50	8.50	7.25	7.75	8.25	-	8.21
Interpretation	1.60	8.50	8.75	8.50	8.25	7.75	8.25	8.50	8.50	7.25	8.00	8.25	-	8.29
Judges Total Program Component Score (factorized)														66.07

Deductions:	Time Violation:	0.00	Music Violation:	0.00	Illegal Element:	0.00
	Costume & Prop violation:	0.00	Fall:	0.00		0.00

x Credit for highlight distribution, jump element multiplied by 1.1

Rank	Name	NOC Code	Total Segment Score	Total Element Score	Total Program Score (factorized)	Total Component Score (factorized)	Total Deductions
			=	+	+	+	-
2	Sasha COHEN	USA	124.61	62.49		62.12	0.00

# Executed Elements	Base Value	GOE	The Judges Panel (in random order)										Scores of Panel			
1	3LZ+2T	7.3	-0.14	0	0	0	0	-1	0	0	-1	0	-1	-1	-	7.16
2	3F+2T+2T	8.1	0.71	1	1	0	0	1	1	0	0	1	1	1	-	8.81
3	3Lo	5.0	0.86	1	1	1	1	1	0	0	1	1	1	1	-	5.86
4	FCSp3	3.0	0.43	0	1	1	1	1	1	0	1	1	2	1	-	3.43
5	3F	5.5	-1.00	-1	-1	-1	-1	-1	-1	-1	-1	-1	-1	-1	-	4.50
6	3T+3S+SEQ	7.5 x	-1.71	-1	-2	-1	-2	-2	-2	-1	-2	-2	-2	-2	-	5.79
7	2A	3.6 x	0.43	0	0	1	0	1	1	0	0	0	0	1	-	4.03
8	LSp2	1.6	0.86	2	2	2	2	2	1	1	0	1	2	1	-	2.46
9	SpSt3	3.4	2.00	2	2	2	2	2	2	2	2	2	2	2	-	5.40
10	3S	5.0 x	0.00	0	0	0	0	1	0	0	0	0	0	0	-	5.00
11	CiSt2	3.1	0.29	1	1	1	0	1	0	0	1	0	1	1	-	3.39
12	FSSp2	2.3	0.36	0	1	1	1	0	1	0	1	1	1	1	-	2.66
13	CCoSp2	3.0	1.00	2	2	2	2	2	2	1	1	2	2	2	-	4.00
													58.4	62.49		

Program Components

Program Components	Factor													
Skating Skills	1.60	8.75	7.75	7.75	8.00	8.00	8.25	7.75	7.75	7.50	6.75	8.25	-	7.96
Transition / Linking Footwork	1.60	7.25	7.50	7.50	7.75	7.50	8.00	7.25	7.50	7.25	6.75	7.75	-	7.50
Performance / Execution	1.60	8.25	8.00	7.50	7.75	7.50	8.00	7.50	7.50	7.25	7.75	8.00	-	7.75
Choreography / Composition	1.60	8.00	8.00	7.50	7.75	7.50	8.00	7.25	8.00	7.50	7.50	8.00	-	7.75
Interpretation	1.60	8.00	8.25	7.75	8.00	7.50	8.00	7.50	7.75	7.50	7.75	8.25	-	7.86
Judges Total Program Component Score (factorized)														62.12

Deductions:	Time Violation:	0.00	Music Violation:	0.00	Illegal Element:	0.00
	Costume & Prop violation:	0.00	Fall:	0.00		0.00

x Credit for highlight distribution, jump element multiplied by 1.1

Official ISU Sponsors





World Figure Skating Championships® 2005

March 13th – 20th

Moscow / Russia



LADIES FREE SKATING JUDGES DETAILS

Rank	Name	NOC Code	Total Segment Score	Total Element Score	Program Score (factorized)	Total Component Score	Total Deductions
			=	+		+	-
3	Michelle KWAN	USA	113.98	55.62		59.36	1.00

# Executed Elements	Base Value	GOE	The Judges Panel (in random order)											Scores of Panel		
1	2A	3.3	0.71	0	1	1	0	1	1	0	0	1	1	1	-	4.01
2	3F+2T+2LO	8.3	0.00	0	0	0	0	0	0	0	0	0	0	0	-	8.30
3	3LZ+2T	7.3	0.14	0	0	0	0	1	1	0	0	0	0	0	-	7.44
4	FSSp1	2.0	0.00	0	0	0	0	0	1	0	1	0	0	0	-	2.00
5	3F	5.5	0.71	0	1	1	0	1	1	0	0	1	1	1	-	6.21
6	CSp1	1.2	0.07	0	0	0	1	0	0	0	0	0	0	1	-	1.27
7	3S	5.0 x	-3.00	-3	-3	-3	-3	-3	-3	-3	-3	-3	-3	-3	-	2.00
8	FCoSp2	2.5	0.43	0	1	1	1	1	1	0	0	1	1	1	-	2.93
9	CCoSp2	3.0	0.21	0	0	0	1	1	0	0	0	1	0	1	-	3.21
10	SpSt2	3.1	0.86	1	2	2	2	1	2	2	1	1	2	2	-	3.96
11	3Lz	6.6 x	-1.71	-2	-1	-2	-2	-2	-1	-1	-2	-2	-2	-2	-	4.89
12	3T+2T	5.8 x	0.00	0	0	0	0	1	0	0	0	0	0	0	-	5.80
13	SIS2	3.1	0.50	1	1	1	1	1	1	1	1	1	1	1	-	3.60
			56.7												55.62	

Program Components

Program Components	Factor													
Skating Skills	1.60	6.75	7.50	7.50	7.75	7.75	8.00	7.75	7.00	7.50	6.50	8.00	-	7.68
Transition / Linking Footwork	1.60	6.00	7.00	7.25	7.50	7.50	7.50	6.75	6.50	7.00	6.00	7.25	-	7.18
Performance / Execution	1.60	6.25	7.25	7.25	7.50	7.75	7.75	7.25	6.50	7.25	6.50	7.50	-	7.39
Choreography / Composition	1.60	6.25	7.25	7.50	7.50	7.75	7.75	7.00	6.00	7.00	6.00	7.75	-	7.39
Interpretation	1.60	6.25	7.25	7.25	7.50	7.75	7.75	7.25	6.75	7.50	6.75	7.75	-	7.46
Judges Total Program Component Score (factorized)													59.36	

Deductions:	Time Violation:	0.00	Music Violation:	0.00	Illegal Element:	0.00
	Costume & Prop violation:	0.00	Fall:	-1.00		-1.00

x Credit for highlight distribution, jump element multiplied by 1.1

Rank	Name	NOC Code	Total Segment Score	Total Element Score	Program Score (factorized)	Total Component Score	Total Deductions
			=	+		+	-
4	Carolina KOSTNER	ITA	113.29	54.94		58.35	0.00

# Executed Elements	Base Value	GOE	The Judges Panel (in random order)											Scores of Panel		
1	3F+3T+2LO	11.0	1.29	1	1	2	1	1	2	1	1	1	1	2	-	12.29
2	3LZ+2T	7.3	0.00	0	0	0	0	0	1	0	0	0	0	-1	-	7.30
3	3Lo	5.0	0.86	1	1	1	1	1	0	0	1	1	1	1	-	5.86
4	SIS2	3.1	0.29	1	1	1	0	0	0	0	1	1	1	1	-	3.39
5	FSSp2	2.3	0.07	0	0	0	1	0	1	0	1	0	0	0	-	2.37
6	SpSt2	3.1	0.14	0	0	1	1	0	0	0	1	1	0	0	-	3.24
7	2Lo	1.7 x	0.00	0	0	0	0	0	0	0	0	0	0	-1	-	1.70
8	2A+3S+SEQ	6.8 x	-2.14	-2	-2	-2	-3	-2	-2	-1	-2	-2	-2	-3	-	4.66
9	3T	4.4 x	0.29	0	1	0	0	1	0	0	0	1	0	0	-	4.69
10	CCSp1	1.5	0.29	1	0	0	1	1	1	0	1	0	0	1	-	1.79
11	FCSp1	2.0	0.14	0	0	1	0	0	1	0	1	0	0	1	-	2.14
12	CCoSp1	2.5	0.21	0	0	0	1	0	1	0	1	1	1	1	-	2.71
13	2A	3.6 x	-0.80	-2	0	-1	-2	-1	-1	-1	-1	0	-1	-2	-	2.80
			54.3												54.94	

Program Components

Program Components	Factor													
Skating Skills	1.60	7.50	7.25	7.25	7.75	7.25	8.00	7.25	7.25	7.75	7.00	8.00	-	7.54
Transition / Linking Footwork	1.60	6.75	6.75	6.75	7.50	7.00	7.75	6.75	7.00	7.25	6.25	7.25	-	7.04
Performance / Execution	1.60	7.50	7.25	7.25	7.75	7.25	8.00	7.00	7.00	7.50	6.50	7.50	-	7.43
Choreography / Composition	1.60	7.00	7.00	7.25	7.50	6.75	7.75	7.00	7.25	7.25	6.25	7.50	-	7.21
Interpretation	1.60	7.00	7.00	7.00	7.75	6.75	7.75	7.25	7.00	7.25	6.75	7.50	-	7.25
Judges Total Program Component Score (factorized)													58.35	

Deductions:	Time Violation:	0.00	Music Violation:	0.00	Illegal Element:	0.00
	Costume & Prop violation:	0.00	Fall:	0.00		0.00

x Credit for highlight distribution, jump element multiplied by 1.1

Official ISU Sponsors





World Figure Skating Championships® 2005

March 13th – 20th

Moscow / Russia



LADIES FREE SKATING JUDGES DETAILS

Rank	Name	NOC Code	Total Segment Score	Total Element Score	Total Program Score (factorized)	Total Component Score (factorized)	Total Deductions
			=	+	+	+	-
5	Fumie SUGURI	JPN	112.54	54.19		58.35	0.00

#	Executed Elements	Base Value	GOE	The Judges Panel (in random order)											Scores of Panel		
1	3LZ+2T	7.3	0.57	0	1	0	0	1	1	0	1	1	1	1	1	-	7.87
2	3F	5.5	0.71	1	1	1	1	0	0	0	1	1	1	1	1	-	6.21
3	3T+2T	5.3	0.29	0	0	1	0	0	1	0	0	0	1	1	1	-	5.59
4	SoSt3	3.4	1.14	2	1	1	1	1	1	1	1	1	2	2	-	4.54	
5	3S	4.5	0.14	0	0	0	0	1	0	0	1	1	0	0	-	4.64	
6	FCSp1	2.0	0.29	1	0	0	1	0	0	1	1	1	1	1	-	2.29	
7	FSSp2	2.3	0.14	0	0	0	0	0	1	0	1	1	1	1	-	2.44	
8	2Lz	2.1	0.00	-1	0	0	0	0	0	1	0	0	0	0	-	2.10	
9	3F+2T	7.5	-1.43	-2	-1	-2	-2	-2	-1	-1	-2	-1	-1	-1	-	6.07	
10	LSp2	1.6	0.50	1	1	1	1	1	1	0	0	1	0	1	-	2.10	
11	2A	3.6	0.00	0	0	0	0	0	0	0	0	0	0	0	-	3.60	
12	SIS12	3.1	0.43	1	1	0	0	1	1	1	0	1	0	1	-	3.53	
13	CCoSp1	2.5	0.71	1	1	2	1	1	1	2	1	2	2	2	-	3.21	
		50.7														54.19	

Program Components

Program Components	Factor													
Skating Skills	1.60	8.00	7.25	6.75	7.50	7.25	7.50	7.50	6.75	7.50	7.25	8.00	-	7.50
Transition / Linking Footwork	1.60	7.00	7.00	6.75	7.25	7.00	7.25	7.00	6.50	7.00	6.25	7.50	-	7.07
Performance / Execution	1.60	7.50	7.25	6.75	7.25	7.25	7.50	7.25	6.50	7.50	6.75	7.75	-	7.36
Choreography / Composition	1.60	7.25	7.25	6.75	7.25	7.25	7.50	7.00	6.50	7.25	6.50	7.75	-	7.25
Interpretation	1.60	7.50	7.25	6.75	7.25	7.25	7.25	7.25	6.25	7.25	7.00	8.00	-	7.29
Judges Total Program Component Score (factorized)														58.35

Deductions:	Time Violation:	0.00	Music Violation:	0.00	Illegal Element:	0.00
	Costume & Prop violation:	0.00	Fall:	0.00		0.00

x Credit for highlight distribution, jump element multiplied by 1.1

Rank	Name	NOC Code	Total Segment Score	Total Element Score	Total Program Score (factorized)	Total Component Score (factorized)	Total Deductions
			=	+	+	+	-
6	Susanna POYKIO	FIN	106.99	52.37		54.62	0.00

#	Executed Elements	Base Value	GOE	The Judges Panel (in random order)											Scores of Panel	
1	3S+2LO	6.0	1.00	1	1	1	1	1	1	0	0	1	1	1	-	7.00
2	3LZ+2T	7.3	0.29	1	0	0	1	1	0	0	1	0	1	0	-	7.59
3	3Lo	5.0	0.57	0	1	1	0	1	0	0	0	1	1	1	-	5.57
4	CCoSp1	2.5	0.29	0	0	1	1	1	0	0	0	1	0	1	-	2.79
5	LSp2	1.6	0.57	1	1	1	2	1	1	0	0	2	1	1	-	2.17
6	3F+2T	7.5	0.00	0	0	0	0	0	0	0	0	0	0	0	-	7.50
7	3T	4.4	0.14	0	0	0	0	1	0	0	0	1	1	0	-	4.54
8	CiSt1	2.0	0.00	0	0	0	0	0	0	0	0	0	1	0	-	2.00
9	2A	3.6	0.00	0	0	0	0	0	0	0	-1	0	0	0	-	3.60
10	FCoSp2	2.5	0.14	0	0	0	1	0	1	0	0	0	1	1	-	2.64
11	2F	1.9	0.00	0	0	0	0	0	0	0	0	1	0	-1	-	1.90
12	SoSt2	3.1	0.14	1	0	0	1	0	0	0	1	0	1	1	-	3.24
13	FSSp1	2.0	-0.17	-1	0	0	0	-1	-1	0	0	-1	0	-1	-	1.83
		49.4														52.37

Program Components

Program Components	Factor													
Skating Skills	1.60	7.50	6.75	6.75	7.75	7.00	7.00	6.75	6.50	6.50	6.75	7.25	-	7.00
Transition / Linking Footwork	1.60	6.75	6.50	6.50	7.50	7.00	6.75	6.50	6.25	6.00	6.25	7.00	-	6.71
Performance / Execution	1.60	7.00	6.50	6.50	7.50	6.75	6.75	6.75	6.50	6.25	6.75	7.25	-	6.79
Choreography / Composition	1.60	6.75	6.50	6.50	7.50	7.00	6.75	6.50	6.50	6.25	6.50	7.25	-	6.75
Interpretation	1.60	6.75	6.75	6.50	7.50	7.00	7.00	6.75	6.50	6.50	6.75	7.50	-	6.89
Judges Total Program Component Score (factorized)														54.62

Deductions:	Time Violation:	0.00	Music Violation:	0.00	Illegal Element:	0.00
	Costume & Prop violation:	0.00	Fall:	0.00		0.00

x Credit for highlight distribution, jump element multiplied by 1.1

Official ISU Sponsors





World Figure Skating Championships® 2005

March 13th – 20th

Moscow / Russia



LADIES FREE SKATING JUDGES DETAILS

Rank	Name	NOC Code	Total Segment Score	Total Element Score	Program Score (factorized)	Total Component Score	Total Deductions
			=	+		+	-
7	Miki ANDO	JPN	106.18	51.78		54.40	0.00

#	Executed Elements	Base Value	GOE	The Judges Panel (in random order)											Scores of Panel		
1	3LZ+2LO	7.5	-0.43	-1	0	-2	0	-1	-1	0	-1	0	0	0	0	-	7.07
2	3S	4.5	0.71	1	1	0	1	1	0	0	1	1	1	1	-	5.21	
3	3F	5.5	-2.29	-2	-2	-2	-3	-3	-3	-2	-2	-2	-2	-2	-	3.21	
4	FCSp1	2.0	0.07	1	0	0	1	0	0	0	1	0	0	0	-	2.07	
5	3Lo	5.0	0.00	0	0	0	0	0	0	0	1	0	1	1	-	5.00	
6	LSp2	1.6	0.00	1	0	0	0	0	-1	0	0	0	0	0	-	1.60	
7	SpSt3	3.4	0.43	1	0	0	0	0	1	1	0	0	0	1	-	3.83	
8	3Lz	6.6 x	0.43	1	1	0	0	1	0	0	1	0	1	1	-	7.03	
9	FCoSp2	2.5	-0.04	0	0	0	-1	0	0	0	0	-1	0	1	-	2.46	
10	SIS12	3.1	-0.70	-1	-1	-1	-1	-1	-1	-1	-1	-1	-1	-1	-	2.40	
11	3T+2T	5.8 x	-1.00	-1	-1	-2	-1	-1	-1	0	0	-1	0	-1	-	4.80	
12	2A	3.6 x	0.14	0	0	0	0	1	1	0	0	0	1	0	-	3.74	
13	CCoSp2	3.0	0.36	1	0	1	0	0	1	1	0	1	0	1	-	3.36	
		54.1														51.78	

Program Components

Program Components	Factor													
Skating Skills	1.60	7.25	7.00	6.50	7.25	7.00	7.00	6.75	6.75	7.25	6.75	7.75	-	7.07
Transition / Linking Footwork	1.60	6.75	6.75	6.50	6.75	6.50	6.75	6.50	7.00	6.75	6.00	7.25	-	6.68
Performance / Execution	1.60	6.75	7.00	6.50	6.50	7.00	6.75	6.50	6.75	7.00	6.25	7.50	-	6.79
Choreography / Composition	1.60	6.75	6.75	6.50	6.50	6.75	7.00	6.25	6.75	7.00	6.00	7.50	-	6.75
Interpretation	1.60	6.75	6.75	6.50	6.50	6.50	6.75	6.25	6.50	7.25	6.50	7.25	-	6.71
Judges Total Program Component Score (factorized)														54.40

Deductions:	Time Violation:	0.00	Music Violation:	0.00	Illegal Element:	0.00
	Costume & Prop violation:	0.00	Fall:	0.00		0.00

x Credit for highlight distribution, jump element multiplied by 1.1

Rank	Name	NOC Code	Total Segment Score	Total Element Score	Program Score (factorized)	Total Component Score	Total Deductions
			=	+		+	-
8	Elena SOKOLOVA	RUS	105.46	49.58		55.88	0.00

#	Executed Elements	Base Value	GOE	The Judges Panel (in random order)											Scores of Panel	
1	3LZ+2T+2LO	8.8	0.14	0	0	0	0	1	0	0	1	0	0	1	-	8.94
2	3F	5.5	-0.86	-2	0	-1	-2	-1	0	0	-2	-2	0	0	-	4.64
3	3S+2T	5.8	0.14	0	0	1	0	0	1	0	0	0	0	0	-	5.94
4	LSp2	1.6	0.29	1	1	0	1	0	1	0	0	0	0	1	-	1.89
5	1Lz	0.7 x	-0.07	-1	0	-1	0	0	-2	-1	-1	-1	-1	-1	-	0.63
6	FCSp2	2.3	0.14	0	0	1	1	0	0	1	1	1	0	-	2.44	
7	SpSt2	3.1	0.14	0	0	1	0	0	1	0	1	0	0	1	-	3.24
8	3Lo	5.5 x	1.00	1	1	1	1	1	0	1	1	1	1	1	-	6.50
9	3T	4.4 x	0.29	0	1	0	0	1	0	0	1	0	0	1	-	4.69
10	CCoSp2	3.0	0.00	0	0	0	1	0	0	0	0	1	0	0	-	3.00
11	CiSt1	2.0	0.00	0	0	0	1	0	0	0	1	0	0	0	-	2.00
12	2A	3.6 x	0.00	0	0	0	0	0	0	0	0	0	0	0	-	3.60
13	FCoSp1	2.0	0.07	0	0	1	1	0	0	0	0	-1	0	0	-	2.07
		48.3														49.58

Program Components

Program Components	Factor													
Skating Skills	1.60	7.00	7.25	7.25	7.75	6.75	7.00	7.25	7.00	7.00	6.50	7.75	-	7.21
Transition / Linking Footwork	1.60	6.00	6.75	7.00	7.50	6.25	6.75	7.00	6.75	6.75	6.00	7.25	-	6.82
Performance / Execution	1.60	6.75	7.00	7.25	7.75	6.75	6.50	7.25	6.75	6.50	6.50	7.50	-	7.00
Choreography / Composition	1.60	6.50	6.75	7.25	7.75	6.50	6.75	7.25	7.00	6.50	6.50	7.50	-	6.93
Interpretation	1.60	6.75	7.00	7.00	8.00	6.25	6.75	7.25	7.00	6.50	6.50	7.50	-	6.96
Judges Total Program Component Score (factorized)														55.88

Deductions:	Time Violation:	0.00	Music Violation:	0.00	Illegal Element:	0.00
	Costume & Prop violation:	0.00	Fall:	0.00		0.00

x Credit for highlight distribution, jump element multiplied by 1.1

Official ISU Sponsors





World Figure Skating Championships® 2005

March 13th – 20th

Moscow / Russia



LADIES FREE SKATING JUDGES DETAILS

Rank	Name	NOC Code	Total Segment Score	Total Element Score	Total Program Score (factorized)	Total Component Score (factorized)	Total Deductions
			=	+	+	+	-
9	Shizuka ARAKAWA	JPN	99.99	43.26		56.73	0.00

#	Executed Elements	Base Value	GOE	The Judges Panel (in random order)											Scores of Panel			
1	3LZ+2LO	7.5	0.43	1	0	1	0	1	0	0	1	0	1	0	-1	1	-	7.93
2	3S+2T	5.8	-0.43	-1	1	-2	-2	0	0	0	0	-1	0	0	0	0	-	5.37
3	3F	5.5	0.29	0	0	0	0	1	1	0	1	0	1	1	1	-	5.79	
4	FCSp2	2.3	0.43	1	1	2	0	1	1	0	1	1	1	1	1	-	2.73	
5	2Lo	1.5	-0.04	0	0	0	0	0	0	0	-1	-1	0	-1	-	-	1.46	
6	2T	1.4 x	-0.60	-2	-3	-1	-2	-2	-2	-2	-2	-2	-2	-2	-	-	0.80	
7	2LZ+2T+2LO	5.2 x	0.00	0	0	0	0	0	0	0	0	0	-1	0	-	-	5.20	
8	SpSt2	3.1	0.29	1	0	1	0	0	0	1	0	1	1	1	-	-	3.39	
9	3T*	0.0	0.00	0	0	0	0	1	0	0	0	0	0	1	-	-	0.00	
10	LSp2	1.6	0.43	1	1	0	1	1	1	1	0	0	1	2	-	-	2.03	
11	CSp2	1.6	0.21	0	0	1	1	1	1	0	0	0	0	0	-	-	1.81	
12	SISi2	3.1	0.36	1	0	1	0	1	0	1	0	1	0	1	-	-	3.46	
13	CCoSp2	3.0	0.29	1	1	1	1	1	-1	0	0	0	0	0	-	-	3.29	
		41.6															43.26	

Program Components

Program Components	Factor													
Skating Skills	1.60	7.00	7.25	7.25	7.25	7.75	7.00	7.50	7.00	7.25	6.75	8.00	-	7.32
Transition / Linking Footwork	1.60	6.50	7.00	7.00	6.75	7.25	6.75	7.00	6.75	7.00	6.00	7.50	-	6.96
Performance / Execution	1.60	6.50	7.25	6.75	6.75	7.25	6.75	7.50	6.75	7.25	6.50	7.50	-	7.07
Choreography / Composition	1.60	6.75	7.00	7.00	6.75	7.50	6.50	7.00	7.00	7.25	6.25	7.75	-	7.04
Interpretation	1.60	6.50	7.25	7.00	6.75	7.25	6.75	7.00	6.75	7.50	6.50	7.50	-	7.07
Judges Total Program Component Score (factorized)														56.73

Deductions:	Time Violation:	0.00	Music Violation:	0.00	Illegal Element:	0.00
	Costume & Prop violation:	0.00	Fall:	0.00		0.00

x Credit for highlight distribution, jump element multiplied by 1.1

Rank	Name	NOC Code	Total Segment Score	Total Element Score	Total Program Score (factorized)	Total Component Score (factorized)	Total Deductions
			=	+	+	+	-
10	Sarah MEIER	SUI	97.76	51.34		46.42	0.00

#	Executed Elements	Base Value	GOE	The Judges Panel (in random order)											Scores of Panel		
1	3LZ+2T+2LO	8.8	0.00	0	0	0	0	0	0	0	0	0	0	1	-	-	8.80
2	3F+3S+SEQ	8.0	0.43	0	1	0	0	0	1	1	0	0	1	1	-	-	8.43
3	FCSp1	2.0	0.00	0	0	0	0	0	0	0	0	0	1	0	-	-	2.00
4	2Lo	1.5	0.00	0	0	0	0	0	0	0	0	0	0	0	-	-	1.50
5	2A	3.3	0.00	0	0	0	0	0	0	0	0	0	0	0	-	-	3.30
6	LSp2	1.6	0.10	1	0	0	-1	0	-1	0	0	2	1	1	-	-	1.70
7	SpSt3	3.4	0.43	0	0	1	0	0	1	0	0	1	0	1	-	-	3.83
8	3S	5.0 x	-0.29	0	0	0	-1	0	0	0	-1	-1	0	-1	-	-	4.71
9	SISi2	3.1	0.00	0	0	1	0	0	0	0	0	0	0	0	-	-	3.10
10	CoSp1	2.0	0.21	1	0	0	1	0	1	0	0	0	1	1	-	-	2.21
11	3Lz	6.6 x	-2.14	-2	-2	-2	-3	-2	-3	-2	-2	-2	-2	-2	-	-	4.46
12	3T+2T	5.8 x	-1.00	-2	-1	-1	-1	-1	0	0	-1	-2	-2	-1	-	-	4.80
13	CCoSp1	2.5	0.00	0	0	0	1	0	0	0	0	0	1	0	-	-	2.50
		53.6															51.34

Program Components

Program Components	Factor													
Skating Skills	1.60	6.00	5.75	6.25	6.00	5.75	5.75	5.50	5.50	5.50	4.50	6.25	-	5.86
Transition / Linking Footwork	1.60	5.50	5.50	6.00	5.75	5.50	5.75	5.25	4.75	5.00	4.50	6.00	-	5.61
Performance / Execution	1.60	6.00	5.50	5.75	6.00	5.75	6.00	5.50	5.25	5.00	5.00	6.25	-	5.79
Choreography / Composition	1.60	5.75	5.75	6.25	6.00	5.75	6.00	5.50	4.75	5.00	4.75	6.25	-	5.86
Interpretation	1.60	6.00	5.75	6.00	6.25	5.75	5.75	5.75	5.25	5.25	5.00	6.50	-	5.89
Judges Total Program Component Score (factorized)														46.42

Deductions:	Time Violation:	0.00	Music Violation:	0.00	Illegal Element:	0.00
	Costume & Prop violation:	0.00	Fall:	0.00		0.00

x Credit for highlight distribution, jump element multiplied by 1.1

Official ISU Sponsors





World Figure Skating Championships® 2005

March 13th – 20th

Moscow / Russia



LADIES FREE SKATING JUDGES DETAILS

Rank	Name	NOC Code	Total Segment Score	Total Element Score	Total Program Score (factorized)	Total Component Score (factorized)	Total Deductions
			=	+	+	+	-
11	Joanne CARTER	AUS	95.60	51.25		44.35	0.00

#	Executed Elements	Base Value	GOE	The Judges Panel (in random order)										Scores of Panel		
1	3Lz	6.0	0.57	1	0	0	0	1	0	1	0	1	1	1	-	6.57
2	3F	5.5	0.43	1	0	0	0	0	0	1	0	1	0	1	-	5.93
3	3Lo	5.0	-0.71	-2	0	-1	0	-1	-1	0	-1	-1	-2	-1	-	4.29
4	FCCoSp2	3.0	0.00	0	0	0	0	0	0	0	0	0	0	0	-	3.00
5	SpSt3	3.4	0.57	1	0	0	1	0	1	0	0	1	1	1	-	3.97
6	3F+2T	7.5 x	0.14	0	0	0	0	0	0	1	0	1	0	0	-	7.64
7	LSp1	1.2	0.07	0	0	0	0	0	0	0	1	0	1	0	-	1.27
8	3T+2T+SEQ	4.6 x	0.00	0	0	0	0	0	0	0	0	1	0	0	-	4.60
9	CCoSp1	2.5	0.07	0	0	0	1	0	0	0	0	1	0	0	-	2.57
10	SIS1	2.0	0.07	1	0	0	0	0	0	0	1	0	0	0	-	2.07
11	2A	3.6 x	0.00	0	0	-1	0	0	0	0	0	0	0	0	-	3.60
12	2A	3.6 x	0.00	0	0	0	0	0	0	0	0	0	0	1	-	3.60
13	FCSp1	2.0	0.14	1	0	0	1	0	0	0	0	0	1	1	-	2.14
		49.9														51.25

Program Components

Program Components	Factor													
Skating Skills	1.60	6.00	5.50	5.50	5.50	5.75	6.00	5.75	5.00	5.75	5.00	6.25	-	5.75
Transition / Linking Footwork	1.60	5.50	5.25	4.75	5.25	5.25	5.50	4.75	4.00	5.50	4.50	6.00	-	5.29
Performance / Execution	1.60	6.00	5.50	5.50	5.50	5.75	5.75	5.25	5.00	5.75	4.75	6.25	-	5.68
Choreography / Composition	1.60	6.00	5.25	5.25	5.50	5.50	5.50	4.75	4.50	5.50	4.50	6.25	-	5.50
Interpretation	1.60	5.75	5.25	5.25	5.75	5.50	5.50	5.25	4.50	5.50	4.75	6.25	-	5.50
Judges Total Program Component Score (factorized)														44.35

Deductions:	Time Violation:	0.00	Music Violation:	0.00	Illegal Element:	0.00	
	Costume & Prop violation:	0.00	Fall:	0.00			0.00

x Credit for highlight distribution, jump element multiplied by 1.1

Rank	Name	NOC Code	Total Segment Score	Total Element Score	Total Program Score (factorized)	Total Component Score (factorized)	Total Deductions
			=	+	+	+	-
12	Elena LIASHENKO	UKR	94.41	42.53		51.88	0.00

#	Executed Elements	Base Value	GOE	The Judges Panel (in random order)										Scores of Panel		
1	3LZ+2T	7.3	0.43	1	0	0	0	0	0	1	1	1	0	1	-	7.73
2	3F	5.5	-0.71	0	-1	-1	0	-1	-1	0	-1	-1	0	-1	-	4.79
3	3T	4.0	-0.14	0	0	0	-1	0	0	0	0	0	-1	-	3.86	
4	FCSp1	2.0	0.14	0	1	0	0	0	0	1	1	1	1	-	2.14	
5	LSp1	1.2	0.21	0	1	0	1	0	-1	0	1	1	1	-	1.41	
6	1F	0.6 x	-0.01	0	0	0	-1	0	0	0	0	0	-1	-	0.59	
7	SpSt2	3.1	0.21	1	0	1	0	0	1	1	1	0	0	-	3.31	
8	3S	5.0 x	0.43	0	0	0	0	1	0	1	1	1	0	-	5.43	
9	FSSp2	2.3	-0.13	-1	0	0	-2	0	-1	0	0	-1	0	-	2.17	
10	2Lz	2.1 x	-0.77	-2	-3	-2	-3	-3	-3	-2	-3	-2	-2	-	1.33	
11	SIS2	3.1	0.07	0	0	0	0	0	0	1	1	1	0	-	3.17	
12	2A	3.6 x	0.00	0	0	0	0	0	0	0	0	0	0	-	3.60	
13	FCCoSp2	3.0	0.00	0	0	0	0	0	-1	0	1	0	1	-	3.00	
		42.8													42.53	

Program Components

Program Components	Factor													
Skating Skills	1.60	6.75	6.75	6.50	6.25	6.75	6.50	7.25	7.00	6.50	6.50	7.00	-	6.68
Transition / Linking Footwork	1.60	6.00	6.50	6.25	6.00	6.50	6.25	6.75	7.00	6.25	6.00	6.50	-	6.32
Performance / Execution	1.60	6.50	6.50	6.50	6.25	6.50	6.25	7.00	6.75	6.25	6.50	6.75	-	6.46
Choreography / Composition	1.60	6.50	6.75	6.50	6.00	6.50	6.25	7.00	7.25	6.25	6.25	6.75	-	6.50
Interpretation	1.60	6.25	6.75	6.50	6.25	6.50	6.25	7.00	7.00	6.25	6.50	6.75	-	6.46
Judges Total Program Component Score (factorized)														51.88

Deductions:	Time Violation:	0.00	Music Violation:	0.00	Illegal Element:	0.00	
	Costume & Prop violation:	0.00	Fall:	0.00			0.00

x Credit for highlight distribution, jump element multiplied by 1.1

Official ISU Sponsors





World Figure Skating Championships® 2005

March 13th – 20th

Moscow / Russia



LADIES FREE SKATING JUDGES DETAILS

Rank	Name	NOC Code	Total Segment Score	Total Element Score	Program Score (factorized)	Total Component Score	Total Deductions
			=	+		+	-
13	Idora HEGEL	CRO	94.22	48.90		45.32	0.00

#	Executed Elements	Base Value	GOE	The Judges Panel (in random order)										Scores of Panel		
1	3LZ+2T+2LO	8.8	0.00	0	0	0	0	0	0	0	0	0	0	1	-	8.80
2	3F	5.5	0.00	0	0	0	0	0	0	0	0	0	0	0	-	5.50
3	2A	3.3	0.00	0	0	0	0	1	0	0	0	0	0	0	-	3.30
4	FCSp1	2.0	0.00	0	0	0	0	0	0	0	0	0	0	1	-	2.00
5	3S+2T	5.8	0.00	-1	0	0	0	0	0	0	-1	0	0	0	-	5.80
6	LSp1	1.2	0.36	0	0	1	1	0	1	1	1	1	0	1	-	1.56
7	SpSt2	3.1	0.00	0	0	0	0	0	0	0	0	0	0	0	-	3.10
8	3Lo	5.5 x	0.57	0	1	1	0	1	0	0	0	1	0	1	-	6.07
9	3T	4.4 x	-0.14	0	0	-1	0	0	0	0	0	0	0	-1	-	4.26
10	USp1	1.2	-0.09	-1	0	0	-1	0	0	0	-1	-1	0	0	-	1.11
11	SiSt2	3.1	0.00	0	0	0	0	1	0	0	0	0	0	0	-	3.10
12	2S+1T	1.9 x	-0.17	-1	-1	-1	0	0	0	0	0	-1	0	-1	-	1.73
13	CCoSp1	2.5	0.07	0	0	0	0	0	0	0	0	1	0	1	-	2.57
		48.3														48.90

Program Components

Program Components	Factor														
Skating Skills	1.60	5.50	5.75	6.25	5.50	6.00	5.75	5.75	5.50	5.50	4.50	6.25	-	5.79	
Transition / Linking Footwork	1.60	5.00	5.50	6.25	5.25	5.50	5.75	5.25	5.25	5.00	4.00	6.00	-	5.46	
Performance / Execution	1.60	5.50	5.50	6.50	5.25	5.75	6.00	5.75	5.75	5.25	4.50	6.25	-	5.71	
Choreography / Composition	1.60	5.50	5.75	6.25	5.25	5.50	6.00	5.50	5.25	5.00	4.00	6.25	-	5.68	
Interpretation	1.60	5.25	5.75	6.50	5.25	5.50	6.00	5.75	5.25	5.00	4.50	6.25	-	5.68	
Judges Total Program Component Score (factorized)															45.32

Deductions:	Time Violation:	0.00	Music Violation:	0.00	Illegal Element:	0.00	
	Costume & Prop violation:	0.00	Fall:	0.00			0.00

x Credit for highlight distribution, jump element multiplied by 1.1

Rank	Name	NOC Code	Total Segment Score	Total Element Score	Program Score (factorized)	Total Component Score	Total Deductions
			=	+		+	-
14	Annette DYTRT	GER	93.06	46.40		47.66	1.00

#	Executed Elements	Base Value	GOE	The Judges Panel (in random order)										Scores of Panel		
1	3Lz	6.0	0.57	1	0	0	0	1	0	1	1	1	1	1	-	6.57
2	3S+2T	5.8	0.29	0	1	0	0	0	0	0	1	1	1	1	-	6.09
3	1F	0.5	-0.17	-2	-3	-1	-1	-2	-2	-2	-1	-2	-2	-	0.33	
4	FCSp1	2.0	0.14	1	0	0	0	0	0	1	1	1	0	0	-	2.14
5	3Lo	5.0	0.43	0	0	1	0	0	0	1	1	1	1	1	-	5.43
6	3T	4.4 x	-3.00	-3	-3	-3	-3	-3	-3	-2	-3	-3	-3	-3	-	1.40
7	CCoSp1	2.5	0.29	1	0	1	1	0	0	0	0	1	1	1	-	2.79
8	SpSt2	3.1	0.14	0	0	0	1	0	0	0	0	1	1	1	-	3.24
9	3S	5.0 x	0.29	0	0	0	0	1	0	1	1	1	1	0	-	5.29
10	2A+2T	5.1 x	0.29	0	1	0	0	0	0	0	1	1	0	1	-	5.39
11	LSp1	1.2	0.00	0	0	0	0	0	0	0	0	0	0	0	-	1.20
12	CSiSt2	3.1	0.50	1	1	1	1	1	0	1	1	2	1	1	-	3.60
13	CCoSp1	2.5	0.43	1	0	1	1	0	1	1	1	2	1	1	-	2.93
		46.2														46.40

Program Components

Program Components	Factor														
Skating Skills	1.60	5.75	5.75	6.00	6.00	6.00	6.00	6.25	6.25	6.25	5.50	6.50	-	6.04	
Transition / Linking Footwork	1.60	5.75	5.50	5.75	5.50	5.75	5.75	5.75	5.75	6.00	5.00	6.25	-	5.75	
Performance / Execution	1.60	6.00	5.75	5.75	5.75	6.25	5.75	6.25	6.25	6.25	5.75	6.50	-	6.00	
Choreography / Composition	1.60	5.50	5.75	5.75	5.75	6.50	6.00	6.00	6.00	6.25	5.50	6.50	-	6.00	
Interpretation	1.60	5.25	5.75	5.75	5.75	6.50	5.75	6.25	5.75	6.25	5.75	6.75	-	6.00	
Judges Total Program Component Score (factorized)															47.66

Deductions:	Time Violation:	0.00	Music Violation:	0.00	Illegal Element:	0.00	
	Costume & Prop violation:	0.00	Fall:	-1.00			-1.00

x Credit for highlight distribution, jump element multiplied by 1.1

Official ISU Sponsors





World Figure Skating Championships® 2005

March 13th – 20th

Moscow / Russia



LADIES FREE SKATING JUDGES DETAILS

Rank	Name	NOC Code	Total Segment Score	Total Element Score	Program Score (factorized)	Total Component Score	Total Deductions
			=	+		+	-
15	Joannie ROCHETTE	CAN	92.94	45.71		50.23	3.00

#	Executed Elements	Base Value	GOE	The Judges Panel (in random order)											Scores of Panel	
1	3T+3T	8.0	1.00	1	1	1	1	1	1	1	2	1	1	1	-	9.00
2	3Lz	6.0	-1.00	-1	-1	-1	-1	0	-2	-1	-1	-1	-1	-1	-	5.00
3	3Lo	5.0	-1.86	-1	-2	-2	-1	-2	-3	-2	-2	-2	-2	-2	-	3.14
4	2A	3.3	0.29	0	0	0	0	1	0	0	0	1	1	1	-	3.59
5	CSp2	1.6	0.14	0	1	1	0	0	0	0	1	0	0	1	-	1.74
6	3Lz+COMBO	6.6 x	-3.00	-3	-3	-3	-3	-3	-3	-3	-3	-3	-3	-3	-	3.60
7	3F	6.1 x	-3.00	-3	-3	-3	-3	-3	-3	-3	-3	-3	-3	-3	-	3.10
8	CCoSp2	3.0	0.29	1	0	1	0	0	0	1	1	1	0	1	-	3.29
9	LSp1	1.2	0.00	0	0	0	0	0	0	0	0	0	1	1	-	1.20
10	SpSt1	2.0	-0.49	-2	0	-2	-2	-3	-1	0	-1	-3	-1	-1	-	1.51
11	3S+2T	6.4 x	0.14	0	0	0	0	0	0	0	0	1	0	1	-	6.54
12	SiSt1	2.0	0.00	0	0	0	0	0	0	0	0	0	0	-1	-	2.00
13	FCSp1	2.0	0.00	0	0	0	0	0	0	0	0	0	0	0	-	2.00
		53.2														45.71

Program Components	Factor														
Skating Skills	1.60	7.25	6.00	6.50	7.25	6.50	6.25	6.25	6.50	6.25	5.75	6.75	-	6.54	
Transition / Linking Footwork	1.60	6.25	5.75	6.25	6.75	6.25	6.25	5.75	5.75	6.00	5.50	6.25	-	6.14	
Performance / Execution	1.60	6.00	5.75	6.50	6.75	6.00	6.00	6.00	5.25	6.00	6.00	6.25	-	6.11	
Choreography / Composition	1.60	6.50	6.00	6.50	6.75	6.25	6.25	5.75	6.00	6.25	6.00	6.50	-	6.32	
Interpretation	1.60	6.50	6.00	6.50	6.75	6.25	6.00	6.00	6.00	6.25	5.75	6.50	-	6.29	
Judges Total Program Component Score (factorized)														50.23	
Deductions:															
Time Violation:	0.00														
Music Violation:	0.00														
Illegal Element:	0.00														
Costume & Prop violation:	0.00														
Fall:	-3.00														-3.00

x Credit for highlight distribution, jump element multiplied by 1.1

Rank	Name	NOC Code	Total Segment Score	Total Element Score	Program Score (factorized)	Total Component Score	Total Deductions
			=	+		+	-
16	Julia SEBESTYEN	HUN	92.16	39.53		52.63	0.00

#	Executed Elements	Base Value	GOE	The Judges Panel (in random order)											Scores of Panel	
1	3F	5.5	1.43	2	1	1	1	2	2	1	2	1	2	2	-	6.93
2	3Lz	6.0	0.00	0	0	0	0	0	1	0	0	0	-1	-1	-	6.00
3	2Lo	1.5	-0.60	-2	-2	-2	-2	-2	-2	-2	-2	0	-2	-	0.90	
4	CSp2	1.6	0.14	1	0	0	0	1	-1	0	0	0	1	1	-	1.74
5	2S+2T+SEQ	2.1	0.00	-1	0	0	0	0	0	0	0	0	0	0	-	2.10
6	LSp2	1.6	0.00	0	0	0	1	0	0	0	0	0	0	0	-	1.60
7	3Lz+1T	7.0 x	-0.86	-1	-1	-2	-1	0	-1	0	-1	-1	-1	-1	-	6.14
8	SpSt3	3.4	0.00	0	0	0	0	0	0	0	0	0	0	0	-	3.40
9	2T	1.4 x	0.00	0	0	0	0	0	1	0	0	0	0	0	-	1.40
10	1A+1A+SEQ	1.4 x	0.00	0	0	0	0	0	0	0	0	1	0	0	-	1.40
11	FCCoSp2	3.0	0.21	1	0	0	1	1	1	0	-1	-1	1	0	-	3.21
12	SeSt1	2.0	0.21	1	1	0	0	1	0	1	1	0	1	0	-	2.21
13	FCCoSp1	2.0	0.50	1	1	1	1	1	1	1	0	1	1	1	-	2.50
		38.5														39.53

Program Components	Factor														
Skating Skills	1.60	6.75	6.75	6.25	7.50	6.75	7.25	6.75	6.75	6.50	6.00	7.00	-	6.82	
Transition / Linking Footwork	1.60	6.25	6.50	6.00	7.25	6.50	7.00	6.25	6.25	6.00	5.75	6.50	-	6.43	
Performance / Execution	1.60	6.50	6.50	5.75	7.25	6.25	7.00	6.50	6.25	6.25	6.25	6.75	-	6.54	
Choreography / Composition	1.60	6.25	6.50	6.00	7.25	6.50	7.25	6.25	6.25	6.25	6.25	7.00	-	6.57	
Interpretation	1.60	6.25	6.50	5.75	7.25	6.50	7.00	6.50	6.25	6.25	6.00	6.75	-	6.54	
Judges Total Program Component Score (factorized)														52.63	
Deductions:															
Time Violation:	0.00														
Music Violation:	0.00														
Illegal Element:	0.00														
Costume & Prop violation:	0.00														
Fall:	0.00														0.00

x Credit for highlight distribution, jump element multiplied by 1.1

Official ISU Sponsors





World Figure Skating Championships® 2005

March 13th – 20th

Moscow / Russia



LADIES FREE SKATING JUDGES DETAILS

Rank	Name	NOC Code	Total Segment Score	Total Element Score	Program Score (factorized)	Total Component Score	Total Deductions
			=	+		+	-
17	Jennifer KIRK	USA	89.28	44.97		45.31	1.00

#	Executed Elements	Base Value	GOE	The Judges Panel (in random order)											Scores of Panel		
1	3LZ+2T	7.3	0.14	0	0	0	0	0	-1	1	0	-1	1	-1	0	-	7.44
2	3F+2T	6.8	0.29	1	0	-1	0	0	0	0	0	0	1	0	1	-	7.09
3	2A	3.3	0.00	0	0	0	0	0	0	0	0	1	0	-1	-	3.30	
4	FCSp1	2.0	0.00	0	0	0	-1	0	0	-1	1	0	0	0	-	2.00	
5	3Lo	5.0	-3.00	-3	-3	-3	-3	-3	-3	-2	-3	-3	-3	-3	-	2.00	
6	3F	6.1 x	-0.14	-1	0	-1	0	0	0	0	0	1	-1	0	-	5.96	
7	3T+2T	5.8 x	0.00	0	0	0	0	0	0	0	0	1	0	0	-	5.80	
8	SISt2	3.1	0.00	0	0	0	0	0	0	0	0	0	0	0	-	3.10	
9	LSp1	1.2	0.07	0	0	0	1	0	1	0	0	0	0	0	-	1.27	
10	1S	0.4 x	-0.17	-2	-2	-2	-1	-2	-3	-1	-1	-1	-2	-2	-	0.23	
11	SpSt1	2.0	0.14	0	0	0	1	0	1	0	0	0	1	1	-	2.14	
12	FCSp1	2.0	0.00	0	0	0	1	0	0	0	0	0	0	0	-	2.00	
13	CCoSp1	2.5	0.14	0	0	0	1	0	1	0	0	1	0	0	-	2.64	
		47.5														44.97	

Program Components

Program Components	Factor													
Skating Skills	1.60	5.50	6.00	5.75	5.75	5.75	6.25	5.25	5.25	6.00	4.00	6.25	-	5.86
Transition / Linking Footwork	1.60	4.75	5.50	5.25	5.50	5.25	6.00	5.00	5.00	5.75	4.25	6.00	-	5.46
Performance / Execution	1.60	5.50	5.75	5.50	5.50	5.50	6.25	5.75	5.00	5.75	4.50	6.25	-	5.71
Choreography / Composition	1.60	5.25	5.75	5.50	5.50	5.25	6.00	5.25	5.25	5.75	4.00	6.25	-	5.57
Interpretation	1.60	5.00	6.00	5.50	5.75	5.50	6.00	5.50	5.00	5.75	4.75	6.50	-	5.71
Judges Total Program Component Score (factorized)														45.31

Deductions:	Time Violation:	0.00	Music Violation:	0.00	Illegal Element:	0.00
	Costume & Prop violation:	0.00	Fall:	-1.00		-1.00

x Credit for highlight distribution, jump element multiplied by 1.1

Rank	Name	NOC Code	Total Segment Score	Total Element Score	Program Score (factorized)	Total Component Score	Total Deductions
			=	+		+	-
18	Viktoria PAVUK	HUN	83.99	42.67		41.32	0.00

#	Executed Elements	Base Value	GOE	The Judges Panel (in random order)											Scores of Panel	
1	3LZ+2T	7.3	0.00	0	0	0	0	0	0	0	0	0	0	0	-	7.30
2	3Lo	5.0	-0.86	-1	-1	-2	0	-1	-1	0	0	-1	0	-1	-	4.14
3	2F	1.7	-0.30	-2	-1	-2	0	-2	-1	-1	-2	0	0	0	-	1.40
4	LSp2	1.6	0.29	1	1	0	1	0	1	0	0	0	1	1	-	1.89
5	1A	0.8	0.00	0	0	0	0	0	0	0	0	0	0	0	-	0.80
6	3Lz	6.0	0.00	0	0	0	0	0	0	0	-2	0	0	0	-	6.00
7	SpSt2	3.1	0.43	1	1	0	1	0	1	1	0	1	1	1	-	3.53
8	3S	5.0 x	0.00	0	0	0	0	0	0	0	0	1	0	0	-	5.00
9	CCoSp1	2.5	0.14	1	0	0	1	0	0	0	0	1	0	0	-	2.64
10	3T	4.4 x	-1.00	-1	-1	-1	-1	-1	-2	0	-1	-1	-1	-1	-	3.40
11	SISt1	2.0	0.07	0	1	0	0	0	0	0	0	1	1	0	-	2.07
12	FCSp1	2.0	0.00	-1	0	0	0	0	0	0	0	0	0	0	-	2.00
13	FCCoSp1	2.5	0.00	0	0	0	1	0	0	0	-1	-1	0	0	-	2.50
		43.9														42.67

Program Components

Program Components	Factor													
Skating Skills	1.60	5.50	5.25	5.00	5.25	5.00	5.25	5.25	4.75	5.25	4.50	5.50	-	5.25
Transition / Linking Footwork	1.60	5.00	5.00	5.25	5.00	4.50	5.00	5.00	4.25	4.75	4.25	5.25	-	5.00
Performance / Execution	1.60	5.25	5.00	5.25	5.50	4.75	5.25	5.75	4.75	4.75	4.75	5.50	-	5.21
Choreography / Composition	1.60	5.25	5.00	5.25	5.50	4.75	5.00	5.50	5.00	4.75	4.50	5.50	-	5.18
Interpretation	1.60	5.25	5.25	5.25	5.50	4.50	5.00	5.50	3.75	4.75	4.75	5.25	-	5.18
Judges Total Program Component Score (factorized)														41.32

Deductions:	Time Violation:	0.00	Music Violation:	0.00	Illegal Element:	0.00
	Costume & Prop violation:	0.00	Fall:	0.00		0.00

x Credit for highlight distribution, jump element multiplied by 1.1

Official ISU Sponsors





World Figure Skating Championships® 2005

March 13th – 20th

Moscow / Russia



LADIES FREE SKATING JUDGES DETAILS

Rank	Name	NOC Code	Total Segment Score	Total Element Score	Program Score (factorized)	Total Component Score	Total Deductions
			=	+		+	-
19	Yan LIU	CHN	82.98	43.53		39.45	0.00

#	Executed Elements	Base Value	GOE	The Judges Panel (in random order)											Scores of Panel	
1	2LZ+1T	2.3	-0.43	-2	-1	-2	-1	-2	-1	-1	-2	0	-1	-2	-	1.87
2	3F	5.5	0.00	0	0	0	0	0	0	0	-2	0	-1	0	-	5.50
3	3Lo	5.0	0.14	0	0	0	0	0	0	0	0	1	0	1	-	5.14
4	CSSo1	1.5	0.00	0	0	0	0	0	0	0	0	0	0	0	-	1.50
5	3T	4.0	0.14	0	1	0	0	0	0	0	0	1	0	0	-	4.14
6	SiSt1	2.0	0.00	-1	0	0	0	0	0	0	0	0	0	0	-	2.00
7	LSo1	1.2	0.00	0	0	0	1	0	0	0	0	0	1	0	-	1.20
8	3T+2T	5.8 x	0.14	0	0	0	0	0	0	0	0	1	0	1	-	5.94
9	3S	5.0 x	0.43	0	1	1	1	0	0	0	0	1	0	0	-	5.43
10	FCSo1	2.0	0.00	0	0	0	0	0	0	0	0	0	0	0	-	2.00
11	SoSt1	2.0	0.00	0	0	0	0	0	0	0	0	0	0	0	-	2.00
12	2A	3.6 x	0.71	1	1	0	1	1	0	1	0	0	1	1	-	4.31
13	CCoSp1	2.5	0.00	0	0	0	0	0	0	0	0	0	0	0	-	2.50
		42.4														43.53

Program Components

Program Components	Factor													
Skating Skills	1.60	4.25	5.25	5.50	4.50	5.00	5.00	5.25	4.50	5.25	4.00	5.75	-	5.11
Transition / Linking Footwork	1.60	4.00	4.75	4.75	4.25	4.75	5.00	4.75	4.50	4.75	4.00	5.00	-	4.71
Performance / Execution	1.60	4.25	5.25	5.25	4.50	5.00	5.25	5.00	4.75	5.00	4.25	5.50	-	5.04
Choreography / Composition	1.60	4.25	4.75	5.25	4.25	4.75	5.25	4.75	4.50	5.00	4.25	5.50	-	4.86
Interpretation	1.60	4.25	4.75	5.25	4.50	5.00	5.00	5.00	4.50	5.00	4.25	5.50	-	4.93
Judges Total Program Component Score (factorized)														39.45

Deductions:	Time Violation:	0.00	Music Violation:	0.00	Illegal Element:	0.00
	Costume & Prop violation:	0.00	Fall:	0.00		0.00

x Credit for highlight distribution, jump element multiplied by 1.1

Rank	Name	NOC Code	Total Segment Score	Total Element Score	Program Score (factorized)	Total Component Score	Total Deductions
			=	+		+	-
20	Lina JOHANSSON	SWE	82.04	40.60		42.44	1.00

#	Executed Elements	Base Value	GOE	The Judges Panel (in random order)											Scores of Panel	
1	2Lz	1.9	0.50	2	1	1	1	1	1	1	0	1	1	0	-	2.40
2	3F+2T	6.8	0.29	1	0	0	0	0	0	0	0	1	0	1	-	7.09
3	FCoSp1	2.0	0.29	1	1	0	1	0	0	0	1	1	1	1	-	2.29
4	3Lo	5.0	-3.00	-3	-3	-3	-3	-3	-3	-3	-3	-3	-3	-	2.00	
5	CoSp1	2.0	0.14	1	0	0	1	0	0	0	1	0	0	-	2.14	
6	3T+2T	5.8 x	0.57	1	1	0	0	0	1	1	1	2	-1	-	6.37	
7	2A	3.6 x	0.00	0	0	0	0	0	0	0	0	0	-1	-	3.60	
8	SoSt1	2.0	0.14	0	1	0	1	0	0	0	1	0	0	-	2.14	
9	3T	4.4 x	0.14	0	0	0	0	0	0	0	1	0	1	-	4.54	
10	2S	1.4 x	0.00	0	0	0	0	0	0	0	0	0	0	-	1.40	
11	CiSt1	2.0	0.00	1	0	0	0	0	0	0	0	0	0	-	2.00	
12	LSo1	1.2	0.36	1	1	0	1	1	0	0	-1	1	1	-	1.56	
13	CCoSp2	3.0	0.07	0	0	0	1	0	0	0	-1	0	0	1	-	3.07
		41.1														40.60

Program Components

Program Components	Factor													
Skating Skills	1.60	5.75	5.50	5.00	5.50	5.25	5.25	5.50	4.75	5.50	4.75	5.50	-	5.43
Transition / Linking Footwork	1.60	5.25	5.25	4.75	5.25	4.75	5.00	5.25	4.50	5.25	4.00	5.25	-	5.14
Performance / Execution	1.60	5.50	5.25	4.75	5.50	5.00	5.00	5.25	4.50	5.25	4.25	5.50	-	5.25
Choreography / Composition	1.60	5.50	5.50	4.75	5.50	5.25	5.25	5.50	4.75	5.25	4.25	5.50	-	5.39
Interpretation	1.60	5.50	5.50	4.75	5.75	5.25	5.00	5.50	4.50	5.25	4.50	5.25	-	5.32
Judges Total Program Component Score (factorized)														42.44

Deductions:	Time Violation:	0.00	Music Violation:	0.00	Illegal Element:	0.00
	Costume & Prop violation:	0.00	Fall:	-1.00		-1.00

x Credit for highlight distribution, jump element multiplied by 1.1

Official ISU Sponsors





World Figure Skating Championships® 2005

March 13th – 20th

Moscow / Russia



LADIES FREE SKATING JUDGES DETAILS

Rank	Name	NOC Code	Total Segment Score	Total Element Score	Program Score (factorized)	Total Component Score	Total Deductions
			=	+		+	-
21	Cynthia PHANEUF	CAN	78.72	37.05		42.67	1.00

#	Executed Elements	Base Value	GOE	The Judges Panel (in random order)											Scores of Panel	
1	3LZ+3T+SEQ	8.0	-1.29	-1	-2	-2	-1	-2	-1	-1	-1	-1	-2	-1	-	6.71
2	2F	1.7	0.00	-1	0	0	0	0	1	0	0	0	0	0	-	1.70
3	2A	3.3	0.00	0	0	0	0	0	0	0	0	0	0	0	-	3.30
4	FCSp2	2.3	0.00	0	0	0	0	0	0	0	1	0	0	-	2.30	
5	1Lz	0.7 x	-0.06	-1	0	-1	0	0	0	-1	-1	0	-1	-	0.64	
6	LSp1	1.2	0.07	0	0	0	1	0	0	0	0	1	1	-	1.27	
7	3Lo	5.5 x	-1.00	-1	-1	-1	-1	-1	-1	-1	-2	-1	-1	-	4.50	
8	3S	5.0 x	-3.00	-3	-3	-3	-3	-3	-3	-3	-3	-3	-3	-	2.00	
9	SpSt1	2.0	0.00	0	0	0	0	0	0	0	0	0	0	-	2.00	
10	3T+2T+2LO	7.5 x	-0.71	-1	-1	-1	0	0	-1	0	-1	0	-1	-	6.79	
11	CSp1	1.2	0.00	0	0	0	0	0	0	-1	0	0	0	-	1.20	
12	SIS1	2.0	0.00	0	0	0	0	0	0	0	0	0	0	-	2.00	
13	CCoSp1	2.5	0.14	1	0	1	1	0	0	0	0	0	0	-	2.64	
		42.9													37.05	

Program Components

Program Components	Factor													
Skating Skills	1.60	5.50	5.50	5.00	5.25	5.50	6.00	5.75	5.00	5.25	4.25	5.75	-	5.50
Transition / Linking Footwork	1.60	5.00	5.25	5.25	4.75	5.50	5.50	5.25	4.50	5.00	4.00	5.25	-	5.21
Performance / Execution	1.60	5.25	5.50	5.00	5.25	5.00	5.50	5.50	4.50	5.00	4.50	5.25	-	5.25
Choreography / Composition	1.60	5.25	5.25	5.25	5.00	5.50	5.75	5.25	4.50	5.25	4.50	5.50	-	5.32
Interpretation	1.60	5.00	5.50	5.25	5.50	5.25	5.50	5.50	4.75	5.25	4.75	5.50	-	5.39
Judges Total Program Component Score (factorized)														42.67

Deductions:	Time Violation:	0.00	Music Violation:	0.00	Illegal Element:	0.00
	Costume & Prop violation:	0.00	Fall:	-1.00		-1.00

x Credit for highlight distribution, jump element multiplied by 1.1

Rank	Name	NOC Code	Total Segment Score	Total Element Score	Program Score (factorized)	Total Component Score	Total Deductions
			=	+		+	-
22	Jenna McCORKELL	GBR	76.40	35.03		41.37	0.00

#	Executed Elements	Base Value	GOE	The Judges Panel (in random order)											Scores of Panel	
1	3Lo	5.0	0.57	1	1	0	0	1	0	0	0	1	0	1	-	5.57
2	3Lz	6.0	0.00	-1	0	0	0	0	0	0	-2	0	0	0	-	6.00
3	3T	4.0	-1.00	-1	-1	-1	-1	-1	-1	-1	-1	-1	-1	-	3.00	
4	1F	0.5	-0.07	-1	0	0	-1	0	-1	-1	0	-1	0	-	0.43	
5	1S	0.4	-0.07	-1	-1	-1	0	0	0	-1	-1	-1	-1	-	0.33	
6	SIS1	2.0	0.00	0	0	0	0	0	0	0	0	0	0	-	2.00	
7	LSp1	1.2	-0.17	0	-1	-1	-1	0	-1	0	0	0	-1	-	1.03	
8	2F+1T+1LO	2.9 x	-0.04	0	-1	0	0	0	0	0	0	0	-1	-	2.86	
9	FCSp1	2.0	0.00	0	0	0	0	0	0	0	0	0	0	-	2.00	
10	SpSt1	2.0	0.00	0	0	0	0	0	0	0	0	0	0	-	2.00	
11	2A+2T	5.1 x	0.00	0	0	0	0	0	0	0	1	0	0	-	5.10	
12	CoSp1	2.0	0.14	0	0	0	1	1	0	0	0	1	1	-	2.14	
13	CCoSp1	2.5	0.07	0	0	0	1	0	0	0	1	0	0	-	2.57	
		35.6													35.03	

Program Components

Program Components	Factor													
Skating Skills	1.60	5.50	5.00	5.25	5.50	5.50	5.00	5.50	5.25	5.25	4.25	5.75	-	5.36
Transition / Linking Footwork	1.60	4.75	5.00	5.00	5.25	5.25	5.00	5.00	5.00	4.75	4.00	5.25	-	5.04
Performance / Execution	1.60	5.00	5.00	4.75	5.50	5.25	4.75	5.50	4.75	5.00	4.50	5.50	-	5.14
Choreography / Composition	1.60	5.25	5.00	5.00	5.25	5.25	5.25	5.25	5.00	5.00	4.25	5.50	-	5.18
Interpretation	1.60	5.00	5.00	5.00	5.25	5.25	5.00	5.50	4.50	5.00	4.50	5.50	-	5.14
Judges Total Program Component Score (factorized)														41.37

Deductions:	Time Violation:	0.00	Music Violation:	0.00	Illegal Element:	0.00
	Costume & Prop violation:	0.00	Fall:	0.00		0.00

x Credit for highlight distribution, jump element multiplied by 1.1

Official ISU Sponsors





World Figure Skating Championships® 2005

March 13th – 20th

Moscow / Russia



LADIES FREE SKATING JUDGES DETAILS

Rank	Name	NOC Code	Total Segment Score	Total Element Score	Total Program Score (factorized)	Total Component Score (factorized)	Total Deductions
			=	+	+	+	-
23	Candice DIDIER	FRA	68.59	33.42		36.17	1.00

#	Executed Elements	Base Value	GOE	The Judges Panel (in random order)											Scores of Panel		
1	3T	4.0	0.00	0	0	0	0	0	0	0	0	0	0	-1	1	-	4.00
2	3LO+2T+SEQ	5.0	-2.00	-2	-2	-2	-2	-2	-2	-2	-3	-1	-2	-2	-	-	3.00
3	3LZ+2T+SEQ	5.8	-2.14	-2	-2	-2	-3	-2	-3	-2	-3	-2	-3	-2	-	-	3.66
4	LSp1	1.2	0.00	0	0	0	0	0	-1	0	-1	0	0	0	-	-	1.20
5	2T	1.3	-0.56	-2	-1	-2	-2	-2	-2	-1	-2	-2	-2	-2	-	-	0.74
6	SIS1	2.0	0.00	-1	0	0	0	0	0	0	0	0	0	0	-	-	2.00
7	USp2	1.6	-0.04	0	0	0	0	0	-1	0	0	0	0	-1	-	-	1.56
8	3S	5.0 x	0.00	0	0	0	0	0	0	0	0	1	1	0	-	-	5.00
9	2A	3.6 x	-0.70	-1	-1	-1	-1	-1	-2	-1	-2	-1	-2	-1	-	-	2.90
10	CCoSp1	2.5	0.00	0	0	0	0	0	0	0	-1	0	0	-1	-	-	2.50
11	FCSp1	2.0	-0.04	0	0	0	-1	0	0	0	0	0	0	-1	-	-	1.96
12	SpSt3	3.4	0.00	0	0	0	0	0	0	0	0	0	0	0	-	-	3.40
13	2A	3.6 x	-2.10	-3	-3	-3	-3	-3	-3	-3	-3	-3	-3	-3	-	-	1.50
		41.0															33.42

Program Components

Program Components	Factor													
Skating Skills	1.60	4.75	4.75	4.75	4.25	5.00	5.00	4.75	4.50	5.00	4.00	4.50	-	4.79
Transition / Linking Footwork	1.60	4.00	4.25	4.25	4.00	4.75	4.75	4.25	4.00	4.50	3.75	4.25	-	4.32
Performance / Execution	1.60	4.50	4.50	4.50	4.25	4.75	4.50	4.50	4.25	4.75	4.25	4.25	-	4.50
Choreography / Composition	1.60	4.25	4.50	4.50	4.25	5.00	4.75	4.50	4.25	4.50	4.00	4.50	-	4.50
Interpretation	1.60	4.00	4.50	4.50	4.00	4.75	4.75	4.50	4.00	4.75	4.25	4.50	-	4.50
Judges Total Program Component Score (factorized)														36.17

Deductions:	Time Violation:	0.00	Music Violation:	0.00	Illegal Element:	0.00
	Costume & Prop violation:	0.00	Fall:	-1.00		-1.00

x Credit for highlight distribution, jump element multiplied by 1.1

Rank	Name	NOC Code	Total Segment Score	Total Element Score	Total Program Score (factorized)	Total Component Score (factorized)	Total Deductions
			=	+	+	+	-
24	Karen VENHUIZEN	NED	66.15	31.32		34.83	0.00

#	Executed Elements	Base Value	GOE	The Judges Panel (in random order)											Scores of Panel		
1	2T+2T+2LO	4.1	0.00	0	0	-1	0	0	0	0	0	0	0	0	-	-	4.10
2	2A+2LO	4.8	-0.40	0	-1	-1	0	-1	0	0	-1	-1	-2	-1	-	-	4.40
3	FCSp1	2.0	0.00	0	0	0	0	0	0	0	-1	0	0	-	-	2.00	
4	3S+2F+SEQ	5.0	-1.14	-1	-2	-2	0	-1	-2	0	-1	-1	-2	-1	-	-	3.86
5	CoSp1	2.0	-0.04	0	0	-1	0	0	0	-1	-1	0	0	-	-	1.96	
6	CCoSp1	2.5	-0.04	0	0	0	0	0	-1	0	-1	0	0	-	-	2.46	
7	2T	1.4 x	-0.71	-2	-3	-2	-3	-2	-3	-2	-3	-2	-2	-	-	0.69	
8	SpSt3	3.4	0.29	1	0	0	0	0	0	1	0	0	0	1	-	-	3.69
9	2S	1.4 x	-0.04	0	0	0	0	0	0	0	-1	0	-1	-	-	1.36	
10	SIS1	2.0	0.00	0	0	0	0	0	-1	0	0	0	0	-	-	2.00	
11	2A	3.6 x	0.00	0	0	0	0	0	0	0	-1	0	0	-1	-	-	3.60
12	LSp1	1.2	0.00	0	0	0	0	0	0	0	-1	0	-1	-	-	1.20	
		33.4															31.32

Program Components

Program Components	Factor													
Skating Skills	1.60	4.00	4.75	4.50	4.25	4.75	4.75	4.50	4.25	4.50	3.25	4.25	-	4.50
Transition / Linking Footwork	1.60	3.50	4.50	4.25	3.75	4.25	4.25	4.50	4.00	4.25	3.50	4.00	-	4.18
Performance / Execution	1.60	4.25	4.50	4.25	4.25	4.50	4.50	4.75	4.25	4.25	3.75	4.00	-	4.36
Choreography / Composition	1.60	4.25	4.50	4.25	4.25	4.50	4.75	4.50	4.50	4.25	3.50	4.25	-	4.36
Interpretation	1.60	3.75	4.75	4.25	4.25	4.50	4.50	5.00	4.25	4.25	4.00	4.00	-	4.36
Judges Total Program Component Score (factorized)														34.83

Deductions:	Time Violation:	0.00	Music Violation:	0.00	Illegal Element:	0.00
	Costume & Prop violation:	0.00	Fall:	0.00		0.00

x Credit for highlight distribution, jump element multiplied by 1.1

Official ISU Sponsors





World Figure Skating Championships® 2005

March 13th – 20th

Moscow / Russia



LADIES FREE SKATING JUDGES DETAILS

printed: 19.03.2005 16:48:10

Official ISU Sponsors



MASTERS COLORS

MARY COHR



GUINOT





World Figure Skating Championships® 2005

March 13th – 20th

Moscow / Russia



LADIES QUALIFYING FREE SKATING A JUDGES DETAILS

Rank	Name	NOC Code	Total Segment Score	Total Element Score	Program Score (factorized)	Total Component Score	Total Deductions
			=	+		+	-
1	Irina SLUTSKAYA	RUS	119.08	59.24		59.84	0.00

#	Executed Elements	Base Value	GOE	The Judges Panel (in random order)											Scores of Panel	
1	3Lz	6.0	1.00	1	1	2	1	0	1	0	1	1	1	-	-	7.00
2	3S+2T+2LO	7.3	0.80	1	2	1	0	0	1	1	1	1	0	-	-	8.10
3	3Lo	5.0	-1.80	-2	-2	-1	-2	-2	-2	-2	-1	-2	-2	-	-	3.20
4	FCSp2	2.3	0.30	0	1	1	1	0	1	1	0	0	1	-	-	2.60
5	3LO+2T	6.3	0.00	0	0	2	0	0	0	0	0	0	0	-	-	6.30
6	LSp3	2.4	0.60	1	1	2	1	1	1	2	1	1	2	-	-	3.00
7	SpSt3	3.4	0.80	1	0	2	1	0	1	2	1	0	1	-	-	4.20
8	3F	6.1 x	1.00	2	2	2	0	0	1	1	0	1	0	-	-	7.10
9	3T+2T	5.8 x	0.80	1	2	1	1	0	1	0	1	0	0	-	-	6.60
10	CoSp2	2.5	0.30	0	1	1	0	0	1	1	0	0	1	-	-	2.80
11	2A	3.6 x	-1.26	-2	-2	-1	-1	-2	-2	-2	-1	-2	-2	-	-	2.34
12	SIS1	2.0	0.30	1	1	1	0	0	0	1	0	0	1	-	-	2.30
13	CCoSp2	3.0	0.70	1	1	2	1	0	2	2	1	1	2	-	-	3.70
		55.7														59.24

Program Components	Factor															
Skating Skills	1.60	7.75	7.50	8.00	7.50	6.75	8.00	8.00	7.75	7.50	7.50	-	-	7.70		
Transition / Linking Footwork	1.60	7.00	7.00	7.75	7.00	6.25	7.25	7.75	7.25	7.25	7.25	-	-	7.15		
Performance / Execution	1.60	7.75	7.00	7.75	7.25	6.75	7.75	8.25	7.50	7.50	7.25	-	-	7.45		
Choreography / Composition	1.60	8.00	7.50	8.00	7.25	6.50	7.75	8.25	7.00	7.50	7.50	-	-	7.55		
Interpretation	1.60	7.50	7.25	7.75	7.50	6.50	7.75	8.50	7.75	7.50	7.50	-	-	7.55		
Judges Total Program Component Score (factorized)														59.84		
Deductions:																
Time Violation:	0.00															
Music Violation:	0.00															
Illegal Element:	0.00															
Costume & Prop violation:	0.00															0.00
Fall:	0.00															

Rank	Name	NOC Code	Total Segment Score	Total Element Score	Program Score (factorized)	Total Component Score	Total Deductions
			=	+		+	-
2	Fumie SUGURI	JPN	108.76	52.60		56.16	0.00

#	Executed Elements	Base Value	GOE	The Judges Panel (in random order)											Scores of Panel	
1	3LZ+2T	7.3	1.00	0	2	2	1	1	0	0	1	1	1	-	-	8.30
2	3F	5.5	1.20	1	2	2	1	1	1	1	1	1	1	-	-	6.70
3	3T+2T	5.3	0.00	0	0	0	0	-1	0	0	0	0	0	-	-	5.30
4	SpSt3	3.4	1.20	1	1	1	1	1	2	1	0	0	2	-	-	4.60
5	2S	1.3	-0.54	-2	-2	-2	-1	-2	-2	-2	-1	-2	-1	-	-	0.76
6	FCSp1	2.0	0.40	1	1	1	1	0	1	1	0	0	1	-	-	2.40
7	FSSp2	2.3	0.30	1	0	1	1	0	1	0	0	0	1	-	-	2.60
8	2Lz	2.1 x	-0.06	-2	-1	0	0	0	0	0	0	0	0	-	-	2.04
9	3F+2T	7.5 x	0.00	0	0	1	0	0	0	0	0	0	0	-	-	7.50
10	LSp2	1.6	0.10	0	0	1	1	0	0	1	0	0	1	-	-	1.70
11	2A	3.6 x	0.40	1	1	1	0	0	0	1	0	0	0	-	-	4.00
12	SIS2	3.1	0.40	2	1	1	1	1	1	1	0	0	0	-	-	3.50
13	CCoSp1	2.5	0.70	1	1	2	2	2	2	2	1	0	1	-	-	3.20
		47.5														52.60

Program Components	Factor															
Skating Skills	1.60	8.00	7.00	7.75	7.50	7.00	7.50	6.75	6.75	6.75	7.00	-	-	7.25		
Transition / Linking Footwork	1.60	7.25	6.50	7.50	7.00	6.75	7.25	6.25	6.50	6.50	6.75	-	-	6.90		
Performance / Execution	1.60	7.25	7.00	7.75	7.50	6.75	7.50	6.50	6.50	6.75	6.75	-	-	7.05		
Choreography / Composition	1.60	7.00	6.50	7.50	7.25	7.00	7.50	6.50	6.25	6.75	6.75	-	-	6.95		
Interpretation	1.60	7.00	6.00	7.75	7.50	7.00	7.50	6.50	6.50	6.50	6.75	-	-	6.95		
Judges Total Program Component Score (factorized)														56.16		
Deductions:																
Time Violation:	0.00															
Music Violation:	0.00															
Illegal Element:	0.00															
Costume & Prop violation:	0.00															0.00
Fall:	0.00															

Official ISU Sponsors





World Figure Skating Championships® 2005

March 13th – 20th

Moscow / Russia



LADIES QUALIFYING FREE SKATING A JUDGES DETAILS

Rank	Name	NOC Code	Total Segment Score	Total Element Score	Program Score (factorized)	Total Component Score	Total Deductions
			=	+		+	-
3	Carolina KOSTNER	ITA	105.78	55.50		51.28	1.00

#	Executed Elements	Base Value	GOE	The Judges Panel (in random order)										Scores of Panel		
1	3F+3T+2LO	11.0	-0.60	0	-1	1	0	-1	-1	-1	0	-1	-1	-	-	10.40
2	3LZ+2T	7.3	0.00	0	0	1	1	0	0	0	0	0	0	-	-	7.30
3	3Lo	5.0	0.40	1	1	1	1	0	0	0	0	0	0	-	-	5.40
4	SiSt1	2.0	0.00	0	0	0	0	0	0	1	0	0	0	-	-	2.00
5	FSSp2	2.3	0.20	0	1	1	0	0	0	1	0	0	1	-	-	2.50
6	SpSt2	3.1	0.20	0	0	1	0	1	0	0	0	0	1	-	-	3.30
7	3LO+2LO	7.2 x	0.40	1	0	0	1	0	1	0	-1	0	1	-	-	7.60
8	3S	5.0 x	1.00	1	1	2	1	1	1	0	0	1	1	-	-	6.00
9	3T	4.4 x	-3.00	-3	-3	-3	-3	-3	-3	-3	-3	-3	-3	-	-	1.40
10	CCSp1	1.5	0.00	0	0	0	-1	-1	0	0	0	0	0	-	-	1.50
11	FCSp1	2.0	0.00	-1	0	0	0	0	0	1	0	0	0	-	-	2.00
12	CcCoSp1	2.5	0.00	0	0	1	0	0	0	2	0	0	0	-	-	2.50
13	2A	3.6 x	0.00	0	0	0	0	0	0	0	0	0	0	-	-	3.60
		56.9														55.50

Program Components

Program Components	Factor													
Skating Skills	1.60	7.75	6.25	7.00	6.75	6.75	7.00	6.25	6.00	5.75	6.75	-	-	6.75
Transition / Linking Footwork	1.60	5.75	5.75	6.75	6.75	6.00	6.25	6.00	5.50	5.75	6.75	-	-	6.10
Performance / Execution	1.60	6.25	6.00	6.75	7.00	6.50	6.50	6.50	5.75	5.75	6.50	-	-	6.35
Choreography / Composition	1.60	6.00	6.00	7.00	6.50	6.25	6.50	6.50	5.50	5.75	6.75	-	-	6.30
Interpretation	1.60	6.75	6.25	7.00	6.75	6.50	6.50	6.75	5.50	5.50	6.75	-	-	6.55
Judges Total Program Component Score (factorized)														51.28

Deductions:	Time Violation:	0.00	Music Violation:	0.00	Illegal Element:	0.00
	Costume & Prop violation:	0.00	Fall:	-1.00		-1.00

Rank	Name	NOC Code	Total Segment Score	Total Element Score	Program Score (factorized)	Total Component Score	Total Deductions
			=	+		+	-
4	Shizuka ARAKAWA	JPN	103.16	49.20		54.96	1.00

#	Executed Elements	Base Value	GOE	The Judges Panel (in random order)										Scores of Panel		
1	3LZ+2LO	7.5	0.60	0	1	1	1	1	1	1	0	0	0	-	-	8.10
2	3S+3T	8.5	-1.20	-2	0	-2	0	-1	-1	0	-1	0	-1	-	-	7.30
3	3F	5.5	0.40	-1	1	2	1	1	0	1	0	1	0	-	-	5.90
4	FCSp2	2.3	0.00	0	0	0	1	0	0	-1	0	0	1	-	-	2.30
5	3Lo	5.0	0.40	0	1	-1	1	0	1	0	0	1	1	-	-	5.40
6	3T	4.4 x	-1.20	-1	-2	-2	-1	-1	-1	0	-1	-1	-1	-	-	3.20
7	3Lz	6.6 x	-3.00	-3	-3	-3	-3	-3	-3	-3	-3	-3	-3	-	-	3.60
8	SpSt1	2.0	0.30	1	0	1	1	1	0	1	0	0	1	-	-	2.30
9	2A	3.6 x	-1.40	-2	-2	-2	-2	-2	-1	-2	-2	-2	-2	-	-	2.20
10	LSp2	1.6	0.30	0	0	1	1	1	1	0	0	1	1	-	-	1.90
11	CSp2	1.6	0.20	1	0	0	1	0	1	1	0	0	1	-	-	1.80
12	SiSt1	2.0	0.30	2	1	0	1	1	1	1	0	0	0	-	-	2.30
13	CCoSp1	2.5	0.40	1	0	1	1	1	1	1	0	0	1	-	-	2.90
		53.1														49.20

Program Components

Program Components	Factor													
Skating Skills	1.60	7.75	6.75	6.00	7.50	7.50	7.75	7.25	6.75	6.75	7.25	-	-	7.20
Transition / Linking Footwork	1.60	6.25	6.25	5.75	7.25	7.75	7.25	6.50	6.50	6.25	7.25	-	-	6.70
Performance / Execution	1.60	7.25	6.00	5.50	7.25	7.50	7.50	6.75	6.50	6.50	7.00	-	-	6.85
Choreography / Composition	1.60	6.25	6.50	5.75	7.25	7.50	7.50	7.25	6.50	6.50	7.25	-	-	6.80
Interpretation	1.60	6.75	6.25	5.75	7.25	7.75	7.50	7.25	6.50	6.50	7.00	-	-	6.80
Judges Total Program Component Score (factorized)														54.96

Deductions:	Time Violation:	0.00	Music Violation:	0.00	Illegal Element:	0.00
	Costume & Prop violation:	0.00	Fall:	-1.00		-1.00

Official ISU Sponsors





World Figure Skating Championships® 2005

March 13th – 20th

Moscow / Russia



LADIES QUALIFYING FREE SKATING A JUDGES DETAILS

Rank	Name	NOC Code	Total Segment Score	Total Element Score	Program Score (factorized)	Total Component Score	Total Deductions
			=	+		+	-
5	Michelle KWAN	USA	99.96	44.76		55.20	0.00

# Executed Elements	Base Value	GOE	The Judges Panel (in random order)											Scores of Panel			
1	2A	3.3	1.00	1	1	1	1	1	1	1	1	1	0	0	-	-	4.30
2	2F	1.7	0.00	0	0	0	0	0	0	0	0	0	0	0	-	-	1.70
3	3LZ+2T	7.3	0.20	0	0	1	1	0	0	0	0	0	1	-	-	7.50	
4	FSSp1	2.0	0.20	1	1	1	0	0	0	0	0	0	0	-	-	2.20	
5	3F	5.5	0.00	0	0	1	0	-1	0	0	0	0	0	-	-	5.50	
6	CSp1	1.2	0.20	1	1	1	0	0	0	1	0	0	0	-	-	1.40	
7	2S	1.4	-0.24	-1	-1	0	0	-1	-1	0	0	0	-1	-	-	1.16	
8	FCoSp2	2.5	0.30	1	0	1	1	0	0	1	1	1	2	-	-	2.80	
9	CCoSp2	3.0	0.50	1	1	1	1	1	1	1	1	0	1	-	-	3.50	
10	SpSt1	2.0	0.50	0	0	2	1	0	2	2	1	1	2	-	-	2.50	
11	3Lz	6.6	-0.60	-1	-1	1	0	-1	-1	0	0	0	0	-	-	6.00	
12	3T	4.4	-1.80	-2	-2	-2	-2	-2	-2	-2	-1	-1	-1	-	-	2.60	
13	SIS2	3.1	0.50	1	1	1	1	0	1	1	1	0	1	-	-	3.60	
			44.0												44.76		

Program Components	Factor													
Skating Skills	1.60	8.00	6.50	7.75	7.25	6.50	7.75	7.00	8.50	7.00	6.75	-	-	7.35
Transition / Linking Footwork	1.60	5.50	6.00	7.75	6.50	5.50	7.00	6.75	8.25	6.75	6.75	-	-	6.60
Performance / Execution	1.60	7.00	6.25	7.50	7.00	6.50	7.25	7.00	8.00	6.75	6.75	-	-	7.00
Choreography / Composition	1.60	6.00	6.00	7.50	6.50	6.00	7.50	6.75	8.25	7.00	7.00	-	-	6.80
Interpretation	1.60	6.00	6.00	7.50	7.00	6.00	7.50	7.25	8.25	6.75	6.75	-	-	6.75
Judges Total Program Component Score (factorized)		55.20												
Deductions:	Time Violation:	0.00	Music Violation:	0.00	Illegal Element:	0.00								0.00
	Costume & Prop violation:	0.00	Fall:	0.00								0.00		

Rank	Name	NOC Code	Total Segment Score	Total Element Score	Program Score (factorized)	Total Component Score	Total Deductions
			=	+		+	-
6	Elena LIASHENKO	UKR	98.32	47.20		51.12	0.00

# Executed Elements	Base Value	GOE	The Judges Panel (in random order)											Scores of Panel		
1	3LZ+2T	7.3	0.20	0	1	0	0	-1	0	0	0	1	1	-	-	7.50
2	3F	5.5	-1.00	-1	-1	-2	-1	-1	-1	-1	-1	-1	-1	-	-	4.50
3	3T	4.0	0.20	0	1	1	0	0	0	0	0	0	0	-	-	4.20
4	FCSp1	2.0	0.10	1	1	0	0	0	0	0	0	0	0	-	-	2.10
5	LSp1	1.2	-0.06	-1	0	0	0	-1	0	0	0	0	0	-	-	1.14
6	3F+2T	7.5	0.00	0	0	0	0	0	0	0	0	0	0	-	-	7.50
7	SpSt2	3.1	0.20	0	1	1	0	0	0	0	0	0	1	-	-	3.30
8	3S	5.0	-1.00	-1	-1	-1	-1	-1	-1	-1	0	0	-1	-	-	4.00
9	FSSp2	2.3	0.00	0	0	0	0	0	0	-1	0	0	1	-	-	2.30
10	2Lz	2.1	-0.60	-3	-2	-2	-1	-2	-2	-2	-1	-1	-2	-	-	1.50
11	SIS2	3.1	0.10	1	0	0	0	0	0	0	0	0	1	-	-	3.20
12	2A	3.6	-0.14	0	0	0	0	-1	-1	0	0	0	0	-	-	3.46
13	FCCoSp1	2.5	0.00	0	1	0	0	0	0	0	0	0	0	-	-	2.50
			49.2												47.20	

Program Components	Factor													
Skating Skills	1.60	7.50	6.75	6.50	7.25	5.75	6.25	6.00	6.50	6.50	6.75	-	-	6.55
Transition / Linking Footwork	1.60	7.00	6.75	6.25	6.50	5.00	6.00	5.25	6.00	6.25	6.50	-	-	6.30
Performance / Execution	1.60	6.25	7.00	6.25	6.75	5.75	6.25	5.50	6.50	6.50	6.50	-	-	6.35
Choreography / Composition	1.60	6.75	6.50	6.25	6.50	5.50	6.25	5.50	6.25	6.50	6.75	-	-	6.40
Interpretation	1.60	6.25	6.75	6.25	7.00	5.50	6.25	5.50	6.25	6.25	6.75	-	-	6.35
Judges Total Program Component Score (factorized)		51.12												
Deductions:	Time Violation:	0.00	Music Violation:	0.00	Illegal Element:	0.00								0.00
	Costume & Prop violation:	0.00	Fall:	0.00								0.00		

Official ISU Sponsors





World Figure Skating Championships® 2005

March 13th – 20th

Moscow / Russia



LADIES QUALIFYING FREE SKATING A JUDGES DETAILS

Rank	Name	NOC Code	Total Segment Score	Total Element Score	Program Score (factorized)	Total Component Score	Total Deductions
			=	+		+	-
7	Sarah MEIER	SUI	90.28	47.44		43.84	1.00

#	Executed Elements	Base Value	GOE	The Judges Panel (in random order)										Scores of Panel		
1	3LZ+2T+2LO	8.8	0.00	1	0	0	1	0	0	0	0	0	0	-	-	8.80
2	3F+3S+SEQ	8.0	-0.20	0	-1	-1	0	1	0	0	0	0	0	-	-	7.80
4	FCSp1	2.0	0.00	0	0	0	0	0	0	0	0	0	0	-	-	2.00
5	3Lo	5.0	0.00	1	0	0	0	0	0	0	0	0	0	-	-	5.00
6	2A	3.3	0.00	1	0	0	1	0	0	0	0	0	0	-	-	3.30
7	LSp1	1.2	-0.06	-1	0	-1	0	0	0	-2	0	0	0	-	-	1.14
8	SpSt3	3.4	0.40	1	0	1	0	0	1	0	0	0	0	-	-	3.80
9	3S	5.0 x	0.00	0	0	0	0	0	0	0	1	0	0	-	-	5.00
10	SIS1	2.0	0.00	0	0	0	1	0	0	1	0	0	0	-	-	2.00
11	CoSp1	2.0	0.20	0	0	1	0	0	1	1	0	1	1	-	-	2.20
12	2Lz	2.1 x	0.10	1	0	0	0	0	0	0	1	0	0	-	-	2.20
13	3T	4.4 x	-3.00	-3	-3	-3	-3	-3	-3	-3	-3	-3	-3	-	-	1.40
14	CCoSp1	2.5	0.30	1	0	0	1	0	1	1	1	0	1	-	-	2.80
		49.7														47.44

Program Components

Program Components	Factor													
Skating Skills	1.60	5.75	5.50	5.25	6.75	5.50	6.00	5.25	5.75	5.25	6.00	-	-	5.70
Transition / Linking Footwork	1.60	4.75	5.25	5.25	6.25	5.50	5.50	4.75	5.25	5.00	5.75	-	-	5.35
Performance / Execution	1.60	5.75	5.00	5.00	6.50	5.25	5.75	4.75	5.50	5.50	5.75	-	-	5.45
Choreography / Composition	1.60	5.25	5.50	5.25	6.25	5.50	6.00	5.00	5.25	5.50	6.00	-	-	5.50
Interpretation	1.60	5.25	5.25	5.00	6.25	5.25	6.00	4.75	5.25	5.50	6.00	-	-	5.40
Judges Total Program Component Score (factorized)														43.84

Deductions:	Time Violation:	0.00	Music Violation:	0.00	Illegal Element:	0.00
Costume & Prop violation:	0.00		Fall:	-1.00		-1.00

Rank	Name	NOC Code	Total Segment Score	Total Element Score	Program Score (factorized)	Total Component Score	Total Deductions
			=	+		+	-
8	Cynthia PHANEUF	CAN	87.06	41.50		48.56	3.00

#	Executed Elements	Base Value	GOE	The Judges Panel (in random order)										Scores of Panel		
1	3LZ+3T+SEQ	8.0	0.40	0	1	0	1	0	1	0	0	0	1	-	-	8.40
2	3F	5.5	-1.20	-2	-1	-1	-1	-1	-2	-1	-1	-1	-1	-	-	4.30
3	2A	3.3	0.80	1	1	0	1	1	1	0	0	0	1	-	-	4.10
4	FCSp2	2.3	0.40	1	1	1	1	1	0	0	1	1	0	-	-	2.70
5	3Lz	6.6 x	-3.00	-3	-3	-3	-3	-3	-3	-3	-3	-3	-3	-	-	3.60
6	LSp1	1.2	0.40	1	1	1	0	1	1	2	0	1	0	-	-	1.60
7	3Lo	5.5 x	0.40	1	0	0	0	1	1	0	0	0	0	-	-	5.90
8	2S	1.4 x	-1.00	-3	-3	-3	-3	-3	-3	-3	-3	-3	-3	-	-	0.40
9	SpSt1	2.0	0.00	1	0	0	0	0	0	1	0	0	0	-	-	2.00
10	3T	4.4 x	-1.00	-1	-1	-1	-1	-1	-1	-1	-1	-1	-1	-	-	3.40
11	CSp2	1.6	0.00	0	0	0	0	1	0	0	0	0	0	-	-	1.60
12	SIS1	2.0	-1.00	-3	-3	-3	-3	-3	-3	-3	-3	-3	-3	-	-	1.00
13	CCoSp1	2.5	0.00	0	0	0	1	0	-1	1	0	0	0	-	-	2.50
		46.3														41.50

Program Components

Program Components	Factor													
Skating Skills	1.60	7.50	6.00	6.50	6.50	6.50	6.25	5.75	5.50	5.75	5.50	-	-	6.15
Transition / Linking Footwork	1.60	5.75	6.00	6.25	6.25	6.25	5.75	5.50	5.00	5.75	5.25	-	-	5.80
Performance / Execution	1.60	6.50	5.50	6.50	6.25	6.25	6.00	6.00	5.25	5.75	5.25	-	-	5.90
Choreography / Composition	1.60	7.25	6.50	6.50	6.50	6.50	6.25	6.25	5.00	5.75	5.50	-	-	6.25
Interpretation	1.60	7.00	6.25	6.50	6.50	6.75	6.25	6.00	5.25	5.75	5.50	-	-	6.25
Judges Total Program Component Score (factorized)														48.56

Deductions:	Time Violation:	0.00	Music Violation:	0.00	Illegal Element:	0.00
Costume & Prop violation:	0.00		Fall:	-3.00		-3.00

Official ISU Sponsors





World Figure Skating Championships® 2005

March 13th – 20th

Moscow / Russia



LADIES QUALIFYING FREE SKATING A JUDGES DETAILS

Rank	Name	NOC Code	Total Segment Score	Total Element Score	Program Score (factorized)	Total Component Score	Total Deductions
			=	+		+	-
9	Jennifer KIRK	USA	85.08	40.20		46.88	2.00

#	Executed Elements	Base Value	GOE	The Judges Panel (in random order)											Scores of Panel	
1	3Lz	6.0	-2.20	-3	-2	-2	-2	-2	-2	-2	-1	-2	-3	-	-	3.80
2	3F+2T	6.8	0.20	1	0	1	1	0	0	0	0	0	0	-	-	7.00
3	2A	3.3	0.00	0	0	0	1	0	0	0	0	0	0	-	-	3.30
4	FCSp1	2.0	0.00	0	-1	0	0	1	0	-1	0	0	0	-	-	2.00
5	2Lo	1.5	-1.00	-3	-3	-3	-3	-3	-3	-3	-3	-3	-3	-	-	0.50
6	3F	6.1 x	0.00	-1	0	1	1	0	0	0	0	0	0	-	-	6.10
7	3T+2T	5.8 x	0.00	0	0	1	1	0	0	0	0	0	0	-	-	5.80
8	SiSt1	2.0	0.00	0	0	1	0	0	0	1	0	0	0	-	-	2.00
9	LSp1	1.2	0.00	0	0	1	0	0	-1	1	0	0	0	-	-	1.20
10	3S	5.0 x	-3.00	-3	-3	-3	-3	-3	-3	-3	-3	-3	-3	-	-	2.00
11	SpSt1	2.0	0.00	0	0	1	0	0	0	0	0	0	0	-	-	2.00
12	FCoSp1	2.0	0.00	1	0	0	0	-1	0	-1	0	0	0	-	-	2.00
13	CCoSp1	2.5	0.00	0	0	-1	0	0	0	0	0	0	0	-	-	2.50
		46.2														40.20

Program Components	Factor															
Skating Skills	1.60	7.25	5.75	6.50	6.75	6.00	6.00	5.50	5.50	6.25	6.00	-	-	6.05		
Transition / Linking Footwork	1.60	5.50	5.25	6.25	6.50	5.75	5.75	5.00	5.25	6.00	5.75	-	-	5.60		
Performance / Execution	1.60	6.00	5.00	6.00	6.50	6.00	6.00	5.25	5.25	6.25	5.75	-	-	5.80		
Choreography / Composition	1.60	6.25	5.50	6.25	6.50	5.75	6.25	5.50	5.50	6.25	6.25	-	-	6.00		
Interpretation	1.60	6.00	5.00	6.25	6.75	5.75	6.25	5.25	5.25	6.00	6.00	-	-	5.85		
Judges Total Program Component Score (factorized)														46.88		
Deductions:																
Time Violation:	0.00					Music Violation:	0.00					Illegal Element:	0.00			
Costume & Prop violation:	0.00					Fall:	-2.00									-2.00

Rank	Name	NOC Code	Total Segment Score	Total Element Score	Program Score (factorized)	Total Component Score	Total Deductions
			=	+		+	-
10	Jenna McCORKELL	GBR	74.30	34.98		40.32	1.00

#	Executed Elements	Base Value	GOE	The Judges Panel (in random order)											Scores of Panel	
1	3Lo	5.0	0.20	0	0	0	0	1	1	0	0	0	0	-	-	5.20
2	1Lz	0.6	0.00	0	0	0	0	0	-1	0	0	0	0	-	-	0.60
3	3T	4.0	-3.00	-3	-3	-3	-3	-3	-3	-3	-3	-3	-3	-	-	1.00
4	3F	5.5	-3.00	-3	-3	-3	-3	-3	-3	-3	-3	-3	-3	-	-	2.50
5	3S	4.5	0.80	1	1	0	1	1	1	0	0	0	1	-	-	5.30
6	SiSt1	2.0	0.00	0	0	0	0	0	0	1	0	0	0	-	-	2.00
7	LSp1	1.2	0.00	0	0	0	0	0	0	0	0	0	0	-	-	1.20
8	3Lz	6.6 x	-2.20	-3	-2	-3	-1	-1	-2	-3	-2	-2	-2	-	-	4.40
9	FCSp1	2.0	0.00	0	0	0	0	0	0	1	0	0	0	-	-	2.00
10	SpSt2	3.1	0.00	0	0	0	0	0	0	0	0	0	0	-	-	3.10
11	2A	3.6 x	-0.42	-1	0	-1	0	0	-1	-1	0	0	-1	-	-	3.18
12	CoSp1	2.0	0.00	0	0	0	1	0	0	1	0	0	0	-	-	2.00
13	CCoSp1	2.5	0.00	0	0	0	0	0	0	1	0	0	0	-	-	2.50
		42.6														34.98

Program Components	Factor															
Skating Skills	1.60	6.00	5.00	5.25	5.25	5.00	5.50	5.00	5.25	4.75	5.00	-	-	5.20		
Transition / Linking Footwork	1.60	4.25	4.50	4.75	4.75	5.00	5.00	4.50	4.50	4.50	5.00	-	-	4.75		
Performance / Execution	1.60	5.25	4.75	5.00	5.25	5.25	5.25	5.25	5.00	4.75	4.75	-	-	5.05		
Choreography / Composition	1.60	5.00	4.75	5.00	5.25	5.25	5.50	5.25	5.00	5.00	5.00	-	-	5.05		
Interpretation	1.60	5.50	5.00	4.75	5.50	5.00	5.50	5.00	5.25	4.75	5.00	-	-	5.15		
Judges Total Program Component Score (factorized)														40.32		
Deductions:																
Time Violation:	0.00					Music Violation:	0.00					Illegal Element:	0.00			
Costume & Prop violation:	0.00					Fall:	-1.00									-1.00

Official ISU Sponsors





World Figure Skating Championships® 2005

March 13th – 20th

Moscow / Russia



LADIES QUALIFYING FREE SKATING A JUDGES DETAILS

Rank	Name	NOC Code	Total Segment Score	Total Element Score	Program Score (factorized)	Total Component Score	Total Deductions
			=	+		+	-
11	Karen VENHUIZEN	NED	70.46	36.06		34.40	0.00

#	Executed Elements	Base Value	GOE	The Judges Panel (in random order)										Scores of Panel			
1	2T+2T+2LO	4.1	0.00	0	0	0	0	0	0	0	0	0	0	0	0	0	4.10
2	2A+2LO	4.8	-0.28	-1	0	0	0	-1	0	0	-1	0	0	-	-	-	4.52
3	FCoSp1	2.0	0.00	0	0	-1	0	0	0	0	0	0	0	-	-	-	2.00
4	3S+2F+SEQ	5.0	0.00	-1	0	0	0	0	0	0	0	0	0	-	-	-	5.00
5	CoSp1	2.0	-0.06	0	0	0	0	0	-1	1	0	0	-1	-	-	-	1.94
6	CCoSp1	2.5	-0.48	-2	-1	-2	-1	-2	-1	-2	-1	-1	-2	-	-	-	2.02
7	2T	1.4 x	0.00	-1	0	0	0	0	0	0	0	0	0	-	-	-	1.40
8	2F	1.9 x	0.00	0	0	0	1	0	0	0	0	0	0	-	-	-	1.90
9	SpSt3	3.4	0.00	1	0	0	0	0	0	0	0	0	0	-	-	-	3.40
10	3S	5.0 x	0.00	-1	0	0	0	0	0	0	0	0	0	-	-	-	5.00
11	SiSt1	2.0	0.00	0	1	0	0	0	-1	0	0	0	0	-	-	-	2.00
12	2A	3.6 x	-1.96	-3	-2	-3	-2	-3	-3	-3	-2	-2	-3	-	-	-	1.64
13	LSp1	1.2	-0.06	0	0	0	0	-1	-1	1	0	0	0	-	-	-	1.14
		38.9															36.06

Program Components

Program Components	Factor													
Skating Skills	1.60	4.25	4.50	4.50	4.25	3.75	4.75	4.75	4.25	4.50	4.50	-	-	4.40
Transition / Linking Footwork	1.60	3.00	4.50	4.25	4.25	3.75	4.25	4.25	3.75	4.00	4.25	-	-	4.05
Performance / Execution	1.60	3.75	4.50	4.50	4.25	4.00	4.25	4.25	4.00	4.25	4.25	-	-	4.20
Choreography / Composition	1.60	4.25	4.50	4.50	4.25	4.00	4.50	4.50	4.00	4.25	4.50	-	-	4.35
Interpretation	1.60	5.00	4.75	4.50	4.50	3.75	4.50	4.25	4.25	4.25	4.50	-	-	4.50
Judges Total Program Component Score (factorized)														34.40

Deductions:	Time Violation:	0.00	Music Violation:	0.00	Illegal Element:	0.00	
	Costume & Prop violation:	0.00	Fall:	0.00			0.00

Rank	Name	NOC Code	Total Segment Score	Total Element Score	Program Score (factorized)	Total Component Score	Total Deductions
			=	+		+	-
12	Candice DIDIER	FRA	70.08	34.04		37.04	1.00

#	Executed Elements	Base Value	GOE	The Judges Panel (in random order)										Scores of Panel			
1	3F	5.5	-3.00	-3	-3	-3	-3	-3	-3	-3	-3	-3	-3	-	-	-	2.50
2	3Lo	5.0	0.80	1	1	0	1	1	1	0	1	0	0	-	-	-	5.80
3	3LZ+2T+SEQ	5.8	-2.00	-2	-2	-2	-2	-2	-2	-2	-2	-2	-2	-	-	-	3.80
4	LSp1	1.2	-0.42	-3	-1	-2	-1	-1	-2	-1	0	-1	-1	-	-	-	0.78
5	2T	1.3	0.00	0	0	0	0	0	0	0	0	0	0	-	-	-	1.30
6	SiSt1	2.0	0.00	0	0	-1	1	0	0	0	0	0	0	-	-	-	2.00
7	USp1	1.2	-0.12	-1	0	-1	0	0	-1	0	0	0	0	-	-	-	1.08
8	2S+2S+SEQ	2.3 x	0.00	0	0	0	0	0	-1	0	0	0	0	-	-	-	2.30
9	3T	4.4 x	0.00	0	0	-1	0	0	0	0	0	0	0	-	-	-	4.40
10	CCoSp1	2.5	-0.12	-1	0	-1	0	0	-1	0	0	0	0	-	-	-	2.38
11	FCSp1	2.0	0.10	1	1	0	0	0	0	0	0	0	0	-	-	-	2.10
12	SpSt1	2.0	0.00	0	0	0	0	0	0	0	0	0	0	-	-	-	2.00
13	2A	3.6 x	0.00	0	0	0	0	0	0	0	0	0	0	-	-	-	3.60
		38.8															34.04

Program Components

Program Components	Factor													
Skating Skills	1.60	6.25	5.00	4.50	5.25	4.25	4.75	5.00	5.00	4.25	4.75	-	-	4.80
Transition / Linking Footwork	1.60	4.25	4.50	4.25	5.00	4.25	4.25	4.50	4.75	4.00	4.75	-	-	4.40
Performance / Execution	1.60	5.00	4.75	4.75	5.25	4.50	4.25	4.50	4.75	4.00	4.50	-	-	4.65
Choreography / Composition	1.60	6.00	4.75	4.50	5.00	4.50	4.50	4.50	5.00	4.25	4.75	-	-	4.70
Interpretation	1.60	5.75	4.75	4.50	5.25	4.25	4.25	4.25	5.00	4.00	4.50	-	-	4.60
Judges Total Program Component Score (factorized)														37.04

Deductions:	Time Violation:	0.00	Music Violation:	0.00	Illegal Element:	0.00	
	Costume & Prop violation:	0.00	Fall:	-1.00			-1.00

Official ISU Sponsors





World Figure Skating Championships® 2005

March 13th – 20th

Moscow / Russia



LADIES QUALIFYING FREE SKATING A JUDGES DETAILS

Rank	Name	NOC Code	Total Segment Score	Total Element Score	Program Score (factorized)	Total Component Score	Total Deductions
			=	+		+	-
13	Roxana LUCA	ROM	66.82	32.94		34.88	1.00

#	Executed Elements	Base Value	GOE	The Judges Panel (in random order)										Scores of Panel		
1	2A	3.3	-0.70	-1	-1	-1	-1	-1	-1	-1	-1	-1	-1	-	-	2.60
2	3Lo	5.0	0.00	1	0	0	1	0	0	0	0	0	0	-	-	5.00
3	3T	4.0	-3.00	-3	-3	-3	-3	-3	-3	-3	-3	-3	-3	-	-	1.00
4	FCSp1	2.0	0.10	0	1	0	0	1	0	0	0	0	0	-	-	2.10
5	3S	4.5	0.20	0	0	0	0	1	1	0	0	0	0	-	-	4.70
6	USp2	1.6	-0.06	-1	-1	0	0	0	0	-1	0	0	0	-	-	1.54
7	2T+2T	2.9 x	-0.06	-1	0	0	0	0	-1	0	0	0	0	-	-	2.84
8	SpSt1	2.0	0.00	0	0	0	0	0	0	0	0	0	0	-	-	2.00
9	2F	1.9 x	-0.24	-1	-1	-1	0	0	-1	0	-1	0	0	-	-	1.66
10	CCSp1	1.5	0.00	0	0	0	0	0	0	1	0	0	0	-	-	1.50
11	SiSt1	2.0	0.00	0	0	0	0	1	0	0	0	0	0	-	-	2.00
12	2LZ+2T	3.5 x	0.00	-1	0	0	0	0	0	0	0	0	0	-	-	3.50
13	CCoSp1	2.5	0.00	-1	0	0	0	0	1	0	0	0	0	-	-	2.50
		36.7														32.94

Program Components

Program Components	Factor													
Skating Skills	1.60	4.75	4.25	5.00	4.75	4.25	5.50	4.75	4.00	4.50	4.25	-	-	4.50
Transition / Linking Footwork	1.60	4.00	4.00	4.75	4.50	4.00	5.00	4.25	3.50	4.25	4.00	-	-	4.15
Performance / Execution	1.60	3.75	4.25	4.75	4.50	4.50	5.25	4.25	4.00	4.25	4.00	-	-	4.30
Choreography / Composition	1.60	4.75	4.50	4.50	4.50	4.50	5.25	4.50	4.00	4.25	4.25	-	-	4.50
Interpretation	1.60	4.50	4.00	4.75	4.50	4.25	5.50	4.25	3.75	4.50	4.25	-	-	4.35
Judges Total Program Component Score (factorized)														34.88

Deductions:	Time Violation:	0.00	Music Violation:	0.00	Illegal Element:	0.00
	Costume & Prop violation:	0.00	Fall:	-1.00		-1.00

Rank	Name	NOC Code	Total Segment Score	Total Element Score	Program Score (factorized)	Total Component Score	Total Deductions
			=	+		+	-
14	Andrea KREUZER	AUT	66.72	31.48		36.24	1.00

#	Executed Elements	Base Value	GOE	The Judges Panel (in random order)										Scores of Panel		
1	3T+2T	5.3	0.00	0	0	0	0	0	0	0	0	0	0	-	-	5.30
2	2Lo	1.5	0.10	1	0	0	0	1	0	0	0	0	0	-	-	1.60
3	CCoSp1	2.5	0.00	0	0	0	0	0	0	0	0	0	0	-	-	2.50
4	2F	1.7	-1.00	-3	-3	-3	-3	-3	-3	-3	-3	-3	-3	-	-	0.70
5	CCoSp1	2.5	0.00	0	-1	0	0	0	0	0	0	0	0	-	-	2.50
6	CoSt1	2.0	-0.06	0	-1	0	0	0	0	0	0	0	-1	-	-	1.94
7	2A	3.6 x	-0.70	-1	-1	-1	-1	-1	-1	-1	0	0	-1	-	-	2.90
8	3T	4.4 x	0.00	0	0	0	0	0	0	0	0	0	0	-	-	4.40
9	2LO+2S+SEQ	2.4 x	0.00	-1	0	0	0	0	0	0	0	0	0	-	-	2.40
10	2Lz	2.1 x	-0.06	-1	0	-1	0	0	0	0	0	0	0	-	-	2.04
11	FCSp1	2.0	0.00	0	0	0	0	0	0	0	0	0	-1	-	-	2.00
12	SpSt1	2.0	0.00	0	-1	0	0	0	0	1	0	0	0	-	-	2.00
13	LSp1	1.2	0.00	0	0	0	0	0	0	1	0	0	0	-	-	1.20
		33.2														31.48

Program Components

Program Components	Factor													
Skating Skills	1.60	5.00	4.00	4.75	5.00	4.75	5.25	4.25	4.50	4.75	5.00	-	-	4.80
Transition / Linking Footwork	1.60	3.50	3.75	4.50	4.75	4.75	5.00	3.75	4.00	4.50	4.75	-	-	4.35
Performance / Execution	1.60	4.25	4.25	4.50	5.00	4.75	5.00	4.25	4.25	4.75	5.00	-	-	4.55
Choreography / Composition	1.60	3.00	4.00	4.50	5.00	5.00	5.25	4.25	4.00	4.75	5.00	-	-	4.50
Interpretation	1.60	2.75	4.00	4.50	4.75	4.50	5.25	4.50	4.25	4.75	5.00	-	-	4.45
Judges Total Program Component Score (factorized)														36.24

Deductions:	Time Violation:	0.00	Music Violation:	0.00	Illegal Element:	0.00
	Costume & Prop violation:	0.00	Fall:	-1.00		-1.00

Official ISU Sponsors





World Figure Skating Championships® 2005

March 13th – 20th

Moscow / Russia



LADIES QUALIFYING FREE SKATING A JUDGES DETAILS

Rank	Name	NOC Code	Total Segment Score	Total Element Score	Program Score (factorized)	Total Component Score	Total Deductions
			=	+		+	-
15	Fleur MAXWELL	LUX	65.92	28.40		39.52	2.00

#	Executed Elements	Base Value	GOE	The Judges Panel (in random order)										Scores of Panel		
1	2T+2T	2.6	0.00	0	0	0	0	0	0	0	0	0	0	-	-	2.60
2	2LZ+2LO+2T+SEQ	2.7	0.00	0	0	0	0	0	-1	0	0	0	0	-	-	2.70
3	2Lo	1.5	-0.76	-3	-3	-3	-2	-2	-2	-3	-2	-3	-2	-	-	0.74
4	2S	1.3	-1.00	-3	-3	-3	-3	-3	-3	-3	-3	-3	-3	-	-	0.30
5	FCSp2	2.3	0.10	0	1	0	1	0	1	0	0	0	0	-	-	2.40
6	USp1	1.2	0.50	1	1	1	1	0	1	1	1	0	1	-	-	1.70
7	SpSt3	3.4	1.40	2	1	2	2	1	1	2	0	1	2	-	-	4.80
8	2A	3.6 x	-0.56	-1	-1	0	-1	-1	-1	0	-1	0	0	-	-	3.04
9	CUSp2	2.0	0.30	1	0	1	1	0	1	2	0	1	1	-	-	2.30
10	2T	1.4 x	-0.18	-1	-1	-1	0	0	-1	0	0	0	0	-	-	1.22
11	3S	5.0 x	-3.00	-3	-3	-3	-3	-3	-3	-3	-3	-3	-3	-	-	2.00
12	CiSt1	2.0	0.00	0	0	0	0	0	0	1	0	0	0	-	-	2.00
13	CCoSp1	2.5	0.10	0	0	1	1	0	1	2	0	0	0	-	-	2.60
		31.5														28.40

Program Components

Program Components	Factor													
Skating Skills	1.60	6.25	4.75	5.25	4.75	4.50	5.25	6.25	4.75	4.75	5.25	-	-	5.05
Transition / Linking Footwork	1.60	4.25	4.50	5.25	4.50	4.50	5.00	5.75	4.50	4.50	5.00	-	-	4.70
Performance / Execution	1.60	6.00	3.50	5.25	4.75	4.75	5.00	6.75	4.50	4.75	5.00	-	-	4.90
Choreography / Composition	1.60	5.25	4.75	5.25	4.75	4.75	5.25	6.50	4.50	4.75	5.00	-	-	5.00
Interpretation	1.60	6.00	4.75	5.00	5.00	4.75	5.50	7.00	4.50	4.75	5.25	-	-	5.05
Judges Total Program Component Score (factorized)														39.52

Deductions:	Time Violation:	0.00	Music Violation:	0.00	Illegal Element:	0.00
	Costume & Prop violation:	0.00	Fall:	-2.00		
						-2.00

Rank	Name	NOC Code	Total Segment Score	Total Element Score	Program Score (factorized)	Total Component Score	Total Deductions
			=	+		+	-
16	Tamar KATZ	ISR	64.00	33.64		33.36	3.00

#	Executed Elements	Base Value	GOE	The Judges Panel (in random order)										Scores of Panel		
1	3Lo	5.0	0.00	0	0	-1	1	0	1	0	0	0	0	-	-	5.00
2	3Lz	6.0	-2.00	-2	-2	-2	-2	-2	-2	-2	-1	-2	-2	-	-	4.00
3	1F	0.5	-0.06	-1	-1	0	-1	0	-1	0	0	-1	0	-	-	0.44
4	FCSp1	2.0	0.00	0	0	0	0	0	0	0	0	0	0	-	-	2.00
5	3LO+1T	5.4	-0.40	-2	-1	0	0	0	-1	0	0	0	0	-	-	5.00
6	3Lz+COMBO	6.0	-3.00	-3	-3	-3	-3	-3	-3	-3	-3	-3	-3	-	-	3.00
7	3S	4.5	-3.00	-3	-3	-3	-3	-3	-3	-3	-3	-3	-3	-	-	1.50
8	2A	3.6 x	-0.14	-1	0	0	0	0	-1	0	0	0	0	-	-	3.46
9	CCoSp1	2.5	0.00	-1	0	0	0	0	0	1	0	0	1	-	-	2.50
10	SpSt1	2.0	0.00	0	0	0	0	1	0	1	0	0	0	-	-	2.00
11	LSp1	1.2	-0.06	0	-1	0	0	-1	0	0	0	0	0	-	-	1.14
12	SIS1	2.0	-1.00	-3	-3	-3	-3	-3	-3	-3	-3	-3	-3	-	-	1.00
13	CCoSp1	2.5	0.10	1	0	0	0	0	1	1	0	0	0	-	-	2.60
		43.2														33.64

Program Components

Program Components	Factor													
Skating Skills	1.60	4.00	4.50	4.75	4.50	4.25	4.75	4.50	4.25	4.25	4.25	-	-	4.40
Transition / Linking Footwork	1.60	2.50	3.75	4.25	4.25	4.25	4.25	3.75	3.75	4.00	3.75	-	-	3.95
Performance / Execution	1.60	3.25	3.50	4.25	4.50	4.50	4.50	4.25	4.00	4.00	4.25	-	-	4.10
Choreography / Composition	1.60	2.50	4.00	4.50	4.25	4.50	4.75	4.25	4.25	4.00	4.00	-	-	4.25
Interpretation	1.60	2.75	3.75	4.50	4.25	4.25	4.50	4.25	4.25	4.00	4.00	-	-	4.15
Judges Total Program Component Score (factorized)														33.36

Deductions:	Time Violation:	0.00	Music Violation:	0.00	Illegal Element:	0.00
	Costume & Prop violation:	0.00	Fall:	-3.00		
						-3.00

Official ISU Sponsors





World Figure Skating Championships® 2005

March 13th – 20th

Moscow / Russia



LADIES QUALIFYING FREE SKATING A JUDGES DETAILS

Rank	Name	NOC Code	Total Segment Score	Total Element Score	Program Score (factorized)	Total Component Score	Total Deductions
			=	+		+	-
17	Laura FERNANDEZ	ESP	59.62	27.46		34.16	2.00

#	Executed Elements	Base Value	GOE	The Judges Panel (in random order)											Scores of Panel		
1	3T+2T	5.3	-1.00	-1	-1	-1	-1	-1	-1	-1	-1	-2	-1	-1	-	-	4.30
2	2S	1.3	-0.76	-3	-2	-3	-2	-2	-3	-3	-2	-2	-2	-	-	0.54	
3	2Lz	1.9	-0.06	-1	0	0	0	0	-1	0	0	0	0	-	-	1.84	
4	2A	3.3	0.00	-1	0	0	0	0	0	0	0	0	0	-	-	3.30	
5	FCSp2	2.3	0.00	-1	0	0	0	0	0	0	0	0	0	-	-	2.30	
6	2Lo	1.5	-0.54	-2	-1	-2	-1	-2	-2	0	-2	-1	-1	-	-	0.96	
7	CCoSp2	3.0	0.10	0	0	0	1	1	1	1	0	0	0	-	-	3.10	
8	3T	4.4 x	-3.00	-3	-3	-3	-3	-3	-3	-3	-3	-3	-3	-	-	1.40	
9	LSp1	1.2	0.00	1	0	0	0	0	0	1	0	0	0	-	-	1.20	
10	SIS1	2.0	0.00	0	0	0	0	0	0	0	0	0	0	-	-	2.00	
11	SoSt2	3.1	0.20	1	0	1	1	0	1	1	0	0	0	-	-	3.30	
12	1A+2F+SEQ	2.2 x	-0.92	-3	-2	-3	-2	-2	-3	-2	-3	-3	-3	-	-	1.28	
13	CoSp1	2.0	-0.06	0	0	-1	0	0	-1	0	0	0	0	-	-	1.94	
		33.5														27.46	

Program Components	Factor														
Skating Skills	1.60	5.00	4.00	4.25	4.75	4.25	4.50	5.00	4.25	4.25	4.25	-	-	4.30	
Transition / Linking Footwork	1.60	3.75	3.50	4.25	4.50	4.25	4.25	4.50	3.50	4.00	4.25	-	-	4.00	
Performance / Execution	1.60	4.25	3.50	4.50	4.50	4.50	4.25	4.75	4.00	4.00	4.50	-	-	4.30	
Choreography / Composition	1.60	4.25	3.75	4.75	4.50	4.50	4.25	4.75	4.00	4.00	4.50	-	-	4.30	
Interpretation	1.60	5.00	3.75	4.25	4.75	4.75	4.50	4.50	4.25	4.00	4.50	-	-	4.45	
Judges Total Program Component Score (factorized)		34.16													
Deductions:	Time Violation:	0.00	Music Violation:	0.00	Illegal Element:	0.00									
	Costume & Prop violation:	0.00	Fall:	-2.00									-2.00		

Rank	Name	NOC Code	Total Segment Score	Total Element Score	Program Score (factorized)	Total Component Score	Total Deductions
			=	+		+	-
18	Evgenia MELNIK	BLR	58.94	28.58		31.36	1.00

#	Executed Elements	Base Value	GOE	The Judges Panel (in random order)											Scores of Panel	
1	2Lz+2T	3.2	-0.30	-1	-1	-2	-1	-1	-1	0	-1	0	0	-	-	2.90
2	2A	3.3	-0.70	-1	-1	-1	0	-1	-1	0	-1	-1	0	-	-	2.60
3	FCSp1	2.0	-0.06	-1	0	0	0	0	-1	0	0	0	0	-	-	1.94
4	3T+2T	5.3	-0.20	-1	0	0	0	0	-1	0	0	0	0	-	-	5.10
5	LSp1	1.2	-0.30	-1	-1	-1	-1	-1	-1	-1	0	0	-1	-	-	0.90
6	3F	5.5	-3.00	-3	-3	-3	-3	-3	-3	-3	-3	-3	-3	-	-	2.50
7	3S	5.0 x	-2.40	-3	-2	-3	-3	-2	-3	-3	-2	-3	-2	-	-	2.60
8	1Lo	0.6 x	-0.06	-1	-1	0	0	-1	-1	0	0	0	0	-	-	0.54
9	2Lz	2.1 x	-0.24	-1	-1	-1	0	-1	-1	0	0	0	0	-	-	1.86
10	SoSt1	2.0	-0.12	-1	-2	0	0	-1	0	0	0	0	0	-	-	1.88
11	CCoSp1	2.5	0.00	0	-1	0	0	0	0	1	0	0	0	-	-	2.50
12	SIS1	2.0	-0.12	-1	-1	0	0	0	-1	0	0	0	0	-	-	1.88
13	FCSSp1	1.5	-0.12	-3	-1	0	0	-1	0	0	0	0	0	-	-	1.38
		36.2														28.58

Program Components	Factor														
Skating Skills	1.60	3.25	4.00	4.75	4.25	3.75	4.00	4.50	4.50	3.75	4.00	-	-	4.05	
Transition / Linking Footwork	1.60	2.00	3.75	4.50	3.75	3.75	3.75	4.00	3.50	3.75	4.00	-	-	3.75	
Performance / Execution	1.60	2.75	3.75	4.50	4.25	3.75	3.75	4.25	4.00	4.00	4.25	-	-	3.90	
Choreography / Composition	1.60	2.25	4.00	4.50	4.00	3.75	4.00	4.50	4.00	4.00	4.25	-	-	4.00	
Interpretation	1.60	2.00	3.50	4.50	4.25	3.75	4.00	4.25	4.00	4.00	4.25	-	-	3.90	
Judges Total Program Component Score (factorized)		31.36													
Deductions:	Time Violation:	0.00	Music Violation:	0.00	Illegal Element:	0.00									
	Costume & Prop violation:	0.00	Fall:	-1.00									-1.00		

Official ISU Sponsors





World Figure Skating Championships® 2005

March 13th – 20th

Moscow / Russia



LADIES QUALIFYING FREE SKATING B JUDGES DETAILS

Rank	Name	NOC Code	Total Segment Score	Total Element Score	Program Score (factorized)	Total Component Score	Total Deductions
			=	+		+	-
1	Sasha COHEN	USA	113.64	58.00		56.64	1.00

#	Executed Elements	Base Value	GOE	The Judges Panel (in random order)										Scores of Panel		
1	3LZ+2T+2T	8.6	-0.40	0	0	0	0	-1	-2	-1	0	0	-2	-	-	8.20
2	3F+2T	6.8	1.00	1	1	1	0	1	1	1	1	1	0	-	-	7.80
3	2Lo	1.5	-1.00	-3	-3	-3	-3	-3	-3	-3	-3	-3	-	-	0.50	
4	FCoSp2	2.5	0.40	1	1	0	1	1	1	1	0	1	0	-	2.90	
5	3F	5.5	0.00	0	0	0	0	0	1	0	0	0	0	-	5.50	
6	3T+3S+SEQ	7.5 x	0.60	0	1	0	0	1	1	1	1	0	0	-	8.10	
7	2A	3.6 x	0.20	0	0	0	0	0	1	1	1	0	1	0	3.80	
8	LSp2	1.6	0.70	1	2	1	1	1	1	2	2	1	1	-	2.30	
9	SpSt2	3.1	0.90	2	2	2	1	2	2	2	2	1	1	-	4.00	
10	3S	5.0 x	0.60	1	0	0	0	1	1	1	1	0	0	-	5.60	
11	CiSt2	3.1	0.10	0	0	0	0	1	0	1	0	0	0	-	3.20	
12	FSSp2	2.3	0.30	1	1	0	1	0	0	1	0	1	0	-	2.60	
13	CCoSp2	3.0	0.50	2	1	1	1	1	2	1	1	1	0	-	3.50	
		54.1													58.00	

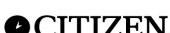
Program Components	Factor														
Skating Skills	1.60	7.00	7.25	7.25	7.25	7.50	7.50	7.50	7.25	7.50	7.00	-	-	7.30	
Transition / Linking Footwork	1.60	6.75	7.00	6.75	6.75	6.25	7.00	7.00	6.75	7.25	6.75	-	-	6.85	
Performance / Execution	1.60	7.25	7.00	7.50	7.00	7.00	7.25	6.75	7.00	7.25	7.00	-	-	7.05	
Choreography / Composition	1.60	7.00	7.25	7.00	7.00	6.75	7.25	6.75	7.00	7.25	7.00	-	-	7.00	
Interpretation	1.60	7.50	7.25	7.25	7.00	6.75	7.50	7.00	7.25	7.50	7.00	-	-	7.20	
Judges Total Program Component Score (factorized)														56.64	
Deductions:		Time Violation:	0.00	Music Violation:	0.00	Illegal Element:	0.00								
		Costume & Prop violation:	0.00	Fall:	-1.00								-1.00		

Rank	Name	NOC Code	Total Segment Score	Total Element Score	Program Score (factorized)	Total Component Score	Total Deductions
			=	+		+	-
2	Miki ANDO	JPN	110.64	57.20		53.44	0.00

#	Executed Elements	Base Value	GOE	The Judges Panel (in random order)										Scores of Panel		
1	3LZ+2T	7.3	0.40	1	0	0	0	0	0	0	1	1	0	-	-	7.70
2	3S	4.5	0.00	1	0	0	0	0	0	0	0	0	0	-	-	4.50
3	3F+2T	6.8	-0.20	0	-1	0	-1	-1	0	0	0	0	0	-	-	6.60
4	FCSp2	2.3	0.30	1	0	0	0	0	1	1	1	1	0	-	-	2.60
5	3Lo	5.0	0.20	1	0	0	0	0	1	1	0	0	0	-	-	5.20
6	LSp2	1.6	0.00	0	0	0	0	0	0	0	0	0	1	-	-	1.60
7	SpSt2	3.1	0.00	0	0	0	0	0	0	0	0	0	0	-	-	3.10
8	3Lz	6.6 x	0.80	1	0	0	0	1	1	1	1	1	0	-	-	7.40
9	FCoSp1	2.0	0.10	1	0	0	1	0	0	1	0	0	0	-	-	2.10
10	SiSt2	3.1	0.00	0	0	0	0	0	0	0	0	0	0	-	-	3.10
11	3T+2T	5.8 x	0.40	1	0	1	0	0	1	1	0	1	0	-	-	6.20
12	2A	3.6 x	0.20	1	0	0	0	0	1	1	0	0	0	-	-	3.80
13	CCoSp2	3.0	0.30	1	0	0	1	0	0	1	1	1	0	-	-	3.30
		54.7														57.20

Program Components	Factor														
Skating Skills	1.60	7.50	7.00	6.50	7.50	6.25	6.50	7.25	6.25	7.25	6.75	-	-	6.90	
Transition / Linking Footwork	1.60	7.00	6.50	6.25	7.25	5.50	6.25	6.75	6.00	7.25	6.50	-	-	6.55	
Performance / Execution	1.60	7.50	6.75	6.25	7.00	6.00	7.00	7.25	6.25	7.25	6.50	-	-	6.80	
Choreography / Composition	1.60	7.00	6.50	6.25	7.25	5.75	6.50	6.75	6.25	7.00	6.50	-	-	6.60	
Interpretation	1.60	7.25	6.50	6.50	7.50	5.75	6.50	6.75	6.00	7.00	6.50	-	-	6.55	
Judges Total Program Component Score (factorized)														53.44	
Deductions:		Time Violation:	0.00	Music Violation:	0.00	Illegal Element:	0.00								
		Costume & Prop violation:	0.00	Fall:	0.00								0.00		

Official ISU Sponsors





World Figure Skating Championships® 2005

March 13th – 20th

Moscow / Russia



LADIES QUALIFYING FREE SKATING B JUDGES DETAILS

Rank	Name	NOC Code	Total Segment Score	Total Element Score	Program Score (factorized)	Total Component Score	Total Deductions
			=	+		+	-
3	Elena SOKOLOVA	RUS	97.56	44.40		54.16	1.00

#	Executed Elements	Base Value	GOE	The Judges Panel (in random order)										Scores of Panel		
1	3Lz+2T+2LO	8.8	0.80	1	0	1	0	1	0	1	1	1	0	-	-	9.60
2	2F	1.7	-0.06	0	-1	0	0	-1	0	1	0	0	0	-	-	1.64
3	3S	4.5	0.20	0	0	0	0	0	0	1	0	0	1	-	-	4.70
4	LSp2	1.6	0.10	0	0	0	0	0	1	1	0	1	0	-	-	1.70
5	1Lz	0.7 x	-0.04	-1	0	-1	-1	-2	0	-1	0	0	0	-	-	0.66
6	FCSp2	2.3	0.20	0	0	0	0	0	1	1	0	1	1	-	-	2.50
7	SpSt2	3.1	0.00	0	0	1	0	0	0	0	0	1	0	-	-	3.10
8	3Lo	5.5 x	0.60	1	0	1	0	1	1	1	0	0	1	-	-	6.10
9	3T	4.4 x	-0.80	-1	-1	-1	-2	-1	-1	0	-2	-1	0	-	-	3.60
10	CCoSp2	3.0	0.00	0	0	1	0	0	0	0	0	0	0	-	-	3.00
11	CiSt1	2.0	0.00	0	0	1	0	0	0	0	0	1	0	-	-	2.00
12	2A	3.6 x	0.20	0	0	1	0	1	0	1	0	0	0	-	-	3.80
13	FCoSp1	2.0	0.00	1	0	0	0	0	0	0	0	0	0	-	-	2.00
		43.2														44.40

Program Components

Program Components	Factor													
Skating Skills	1.60	7.00	6.25	7.00	6.50	7.50	6.75	7.00	6.75	7.50	7.25	-	-	7.10
Transition / Linking Footwork	1.60	6.50	5.75	6.75	6.25	7.00	6.00	6.50	6.00	7.25	6.75	-	-	6.55
Performance / Execution	1.60	7.00	6.00	7.25	6.25	6.75	6.50	6.50	6.25	7.25	7.00	-	-	6.70
Choreography / Composition	1.60	6.75	6.00	7.25	6.50	7.25	6.50	6.50	6.25	7.25	7.00	-	-	6.75
Interpretation	1.60	7.00	6.00	7.25	6.50	7.00	6.25	6.75	6.00	7.25	7.00	-	-	6.75
Judges Total Program Component Score (factorized)														54.16

Deductions:	Time Violation:	Music Violation:	Illegal Element:
	-1.00	0.00	0.00
Costume & Prop violation:	0.00	Fall: 0.00	
			-1.00

Rank	Name	NOC Code	Total Segment Score	Total Element Score	Program Score (factorized)	Total Component Score	Total Deductions
			=	+		+	-
4	Susanna POYKIO	FIN	94.76	45.04		50.72	1.00

#	Executed Elements	Base Value	GOE	The Judges Panel (in random order)										Scores of Panel		
1	3S	4.5	-1.00	-2	-1	-1	-1	-1	-1	0	-2	-1	0	-	-	3.50
2	3Lz+2T	7.3	-1.00	-2	-1	-1	-1	-1	-1	-1	-1	-1	-1	-	-	6.30
3	2Lo	1.5	0.00	0	0	0	0	0	0	0	0	0	0	-	-	1.50
4	CCoSp1	2.5	0.20	1	0	0	0	1	0	1	0	0	0	-	-	2.70
5	LSp1	1.2	0.50	1	1	1	1	0	1	1	1	1	1	-	-	1.70
6	3F	6.1 x	0.20	0	0	0	0	0	1	1	1	0	0	-	-	6.30
7	3T	4.4 x	0.20	0	0	0	0	0	0	1	1	0	0	-	-	4.60
8	CiSt1	2.0	0.00	0	0	0	0	1	0	0	0	0	0	-	-	2.00
9	2A	3.6 x	0.00	0	0	0	0	0	1	0	0	0	0	-	-	3.60
10	FCoSp2	2.5	0.00	0	0	0	0	0	1	0	0	0	0	-	-	2.50
11	3F+1T	6.5 x	-1.20	-1	-1	-2	-1	-1	-1	-1	-2	-2	0	-	-	5.30
12	SpSt2	3.1	0.00	0	0	0	0	0	0	0	0	0	0	-	-	3.10
13	FSSp1	2.0	-0.06	0	0	0	-1	0	0	-1	0	0	-2	-	-	1.94
		47.2														45.04

Program Components

Program Components	Factor													
Skating Skills	1.60	7.00	6.25	6.25	5.75	8.00	7.00	6.25	6.50	5.75	6.75	-	-	6.55
Transition / Linking Footwork	1.60	6.00	6.00	6.50	5.50	6.75	6.75	6.00	6.00	5.25	6.50	-	-	6.10
Performance / Execution	1.60	6.25	6.25	6.50	5.50	7.00	6.75	6.25	6.00	5.25	6.50	-	-	6.25
Choreography / Composition	1.60	6.50	6.25	6.25	5.75	7.00	7.00	6.25	6.25	5.25	6.50	-	-	6.35
Interpretation	1.60	6.50	6.50	6.50	5.75	7.00	7.25	6.50	6.25	5.25	6.50	-	-	6.45
Judges Total Program Component Score (factorized)														50.72

Deductions:	Time Violation:	Music Violation:	Illegal Element:
	-1.00	0.00	0.00
Costume & Prop violation:	0.00	Fall: 0.00	
			-1.00

Official ISU Sponsors





World Figure Skating Championships® 2005

March 13th – 20th

Moscow / Russia



LADIES QUALIFYING FREE SKATING B JUDGES DETAILS

Rank	Name	NOC Code	Total Segment Score	Total Element Score	Program Score (factorized)	Total Component Score	Total Deductions
			=	+		+	-
5	Joannie ROCHETTE	CAN	94.60	46.32		49.28	1.00

#	Executed Elements	Base Value	GOE	The Judges Panel (in random order)											Scores of Panel	
1	3T+2T+2T	6.6	0.60	1	0	0	0	1	1	1	0	0	1	-	-	7.20
2	3LZ+2T	7.3	0.00	0	0	0	1	0	0	1	0	0	0	-	-	7.30
3	1Lo	0.5	-0.08	-1	-1	-1	-2	-1	-1	-1	0	-1	0	-	-	0.42
4	2A	3.3	0.00	0	0	0	0	0	0	0	0	0	0	-	-	3.30
5	CSp2	1.6	0.00	0	0	0	1	0	0	0	0	0	0	-	-	1.60
6	3Lz	6.0	0.00	-1	0	0	0	0	0	1	0	0	0	-	-	6.00
7	3F	6.1 x	-3.00	-3	-3	-3	-3	-3	-3	-3	-3	-3	-3	-	-	3.10
8	CCoSp1	2.5	0.00	0	0	0	1	0	1	1	0	0	0	-	-	2.50
9	LSp1	1.2	0.10	1	0	0	0	0	1	0	0	1	0	-	-	1.30
10	SpSt2	3.1	0.10	1	0	0	0	0	0	0	0	1	0	-	-	3.20
11	3S+2T	6.4 x	0.00	0	0	0	0	0	0	1	0	0	0	-	-	6.40
12	SiSt1	2.0	0.00	0	0	0	0	0	1	0	0	0	0	-	-	2.00
13	FCSp1	2.0	0.00	0	0	0	0	0	1	0	0	1	0	-	-	2.00
		48.6														46.32

Program Components

Program Components	Factor															
Skating Skills	1.60	6.25	5.75	6.00	6.75	6.00	6.75	7.00	6.50	6.75	6.50	-	-	-	-	6.40
Transition / Linking Footwork	1.60	5.25	5.75	5.50	6.50	5.00	6.50	6.50	6.00	6.75	6.25	-	-	-	-	5.95
Performance / Execution	1.60	5.75	6.00	5.75	6.50	5.50	6.50	6.50	6.00	6.50	6.50	-	-	-	-	6.15
Choreography / Composition	1.60	5.50	6.00	5.75	6.50	5.25	6.75	6.50	6.25	6.75	6.25	-	-	-	-	6.10
Interpretation	1.60	5.75	6.00	6.00	6.75	5.25	6.50	6.75	6.25	6.75	6.25	-	-	-	-	6.20
Judges Total Program Component Score (factorized)																49.28

Deductions:	Time Violation:	0.00	Music Violation:	0.00	Illegal Element:	0.00
	Costume & Prop violation:	0.00	Fall:	-1.00		-1.00

Rank	Name	NOC Code	Total Segment Score	Total Element Score	Program Score (factorized)	Total Component Score	Total Deductions
			=	+		+	-
6	Julia SEBESTYEN	HUN	91.64	43.20		49.44	1.00

#	Executed Elements	Base Value	GOE	The Judges Panel (in random order)											Scores of Panel	
1	3F	5.5	1.20	2	1	2	1	2	1	1	1	0	1	-	-	6.70
2	3Lz	6.0	-3.00	-3	-3	-3	-3	-3	-3	-3	-3	-3	-3	-	-	3.00
3	3Lo	5.0	0.00	1	0	0	0	0	0	0	0	0	0	-	-	5.00
4	CSp2	1.6	0.10	1	0	0	0	1	0	0	0	0	0	-	-	1.70
5	2S	1.3	0.00	0	0	0	0	-1	0	0	0	0	0	-	-	1.30
6	LSp2	1.6	0.00	1	0	0	0	0	0	-1	0	0	0	-	-	1.60
7	2LZ+1T	2.5 x	0.00	0	0	0	-1	0	0	0	0	0	0	-	-	2.50
8	SpSt2	3.1	0.00	1	0	0	0	0	1	0	0	0	0	-	-	3.10
9	3T+2T	5.8 x	0.20	2	0	0	-1	1	0	0	0	0	0	-	-	6.00
10	2A+2T	5.1 x	0.00	1	-1	0	-1	0	0	0	0	0	0	-	-	5.10
11	FCCoSp2	3.0	0.00	1	0	0	1	0	0	-1	0	0	0	-	-	3.00
12	SeSt1	2.0	0.00	1	0	0	0	0	1	0	0	0	0	-	-	2.00
13	FCCoSp1	2.0	0.20	1	0	0	0	1	0	0	0	0	1	-	-	2.20
		44.5														43.20

Program Components

Program Components	Factor															
Skating Skills	1.60	7.00	6.50	6.50	6.50	6.50	6.50	6.50	6.00	6.25	6.50	6.75	-	-	-	6.50
Transition / Linking Footwork	1.60	6.25	6.25	6.25	6.25	6.25	5.75	6.50	5.50	5.50	6.25	6.50	-	-	-	6.00
Performance / Execution	1.60	6.75	6.50	6.25	6.25	6.25	5.25	6.25	5.50	5.75	6.25	6.50	-	-	-	6.10
Choreography / Composition	1.60	6.50	6.50	6.50	6.50	6.00	6.50	5.25	5.75	6.25	6.50	-	-	-	-	6.20
Interpretation	1.60	7.00	6.50	6.25	6.25	5.50	6.25	5.50	5.75	6.25	6.50	-	-	-	-	6.10
Judges Total Program Component Score (factorized)																49.44

Deductions:	Time Violation:	0.00	Music Violation:	0.00	Illegal Element:	0.00
	Costume & Prop violation:	0.00	Fall:	-1.00		-1.00

Official ISU Sponsors





World Figure Skating Championships® 2005

March 13th – 20th

Moscow / Russia



LADIES QUALIFYING FREE SKATING B JUDGES DETAILS

Rank	Name	NOC Code	Total Segment Score	Total Element Score	Program Score (factorized)	Total Component Score	Total Deductions
			=	+		+	-
7	Annette DYTRT	GER	89.98	45.30		45.68	1.00

#	Executed Elements	Base Value	GOE	The Judges Panel (in random order)										Scores of Panel		
1	3Lz	6.0	0.20	0	0	0	0	1	1	1	-1	0	0	-	-	6.20
2	3S+2T	5.8	0.00	0	0	0	0	0	0	1	0	0	0	-	-	5.80
3	3F	5.5	0.20	1	0	1	0	0	0	1	0	0	0	-	-	5.70
4	FCSp1	2.0	0.10	0	0	0	0	1	0	1	0	0	0	-	-	2.10
5	3Lo	5.0	-3.00	-3	-3	-3	-3	-3	-3	-3	-3	-3	-3	-	-	2.00
6	3T	4.4 x	-0.80	-2	0	-1	-1	-1	-1	-1	-1	-1	0	-	-	3.60
7	CCoSp1	2.5	0.00	0	0	0	0	0	0	0	0	0	0	-	-	2.50
8	SpSt1	2.0	0.10	0	0	0	0	1	0	0	0	1	0	-	-	2.10
9	3S	5.0 x	-2.00	-2	-2	-2	-2	-2	-2	-1	-2	-2	-2	-	-	3.00
10	2A+2T	5.1 x	0.00	0	0	0	0	0	0	0	0	0	0	-	-	5.10
11	LSp1	1.2	0.00	-1	0	0	0	0	0	0	0	0	0	-	-	1.20
12	CSi2	3.1	0.30	1	1	1	0	0	0	1	0	1	0	-	-	3.40
13	CCoSp1	2.5	0.10	0	0	0	0	0	0	1	0	1	0	-	-	2.60
		50.1														45.30

Program Components

Program Components	Factor													
Skating Skills	1.60	5.75	5.75	5.50	6.25	5.50	5.75	6.50	6.00	6.50	5.50	-	-	5.90
Transition / Linking Footwork	1.60	5.25	5.25	5.25	6.00	5.00	6.00	6.25	5.75	6.25	5.25	-	-	5.55
Performance / Execution	1.60	5.50	5.50	5.50	6.25	5.75	5.75	6.50	5.75	6.50	5.25	-	-	5.80
Choreography / Composition	1.60	5.50	5.50	5.25	6.25	5.50	5.75	6.25	5.50	6.50	5.25	-	-	5.65
Interpretation	1.60	5.50	5.50	5.50	6.25	5.50	6.00	6.50	5.25	6.50	5.25	-	-	5.65
Judges Total Program Component Score (factorized)														45.68

Deductions:	Time Violation:	0.00	Music Violation:	0.00	Illegal Element:	0.00
	Costume & Prop violation:	0.00	Fall:	-1.00		-1.00

Rank	Name	NOC Code	Total Segment Score	Total Element Score	Program Score (factorized)	Total Component Score	Total Deductions
			=	+		+	-
8	Idora HEGEL	CRO	89.32	47.80		41.52	0.00

#	Executed Elements	Base Value	GOE	The Judges Panel (in random order)										Scores of Panel		
1	3LZ+2T	7.3	0.00	-1	0	0	0	0	0	0	0	0	0	-	-	7.30
2	3F	5.5	0.00	0	0	0	0	0	-1	0	0	0	0	-	-	5.50
3	2A	3.3	0.00	0	0	0	0	0	0	0	0	0	0	-	-	3.30
4	FCSp1	2.0	0.00	0	0	0	0	0	0	0	0	1	0	-	-	2.00
5	3S	4.5	-2.60	-3	-2	-2	-2	-3	-3	-3	-2	-3	-2	-	-	1.90
6	LSp1	1.2	0.20	1	0	0	0	1	0	1	0	0	0	-	-	1.40
7	SpSt2	3.1	0.00	0	0	0	0	0	0	0	0	0	0	-	-	3.10
8	3Lo	5.5 x	0.00	0	0	0	0	0	0	-1	0	0	0	-	-	5.50
9	3T+2T	5.8 x	0.00	0	0	0	0	0	0	0	0	0	0	-	-	5.80
10	USp1	1.2	0.00	0	0	0	0	0	0	-1	0	0	0	-	-	1.20
11	SISi2	3.1	0.00	0	0	0	0	0	1	1	0	0	0	-	-	3.10
12	3S+2T	6.4 x	-1.20	-2	-1	-1	-1	-1	-2	-1	-1	-2	-1	-	-	5.20
13	CCoSp1	2.5	0.00	0	0	0	0	0	0	0	0	0	0	-	-	2.50
		51.4														47.80

Program Components

Program Components	Factor													
Skating Skills	1.60	5.00	4.75	5.25	5.00	5.50	5.25	5.25	5.50	5.50	5.75	-	-	5.35
Transition / Linking Footwork	1.60	4.25	4.50	5.00	4.50	5.00	4.75	5.00	4.75	5.75	5.50	-	-	4.95
Performance / Execution	1.60	4.50	4.75	5.50	4.75	5.50	5.00	5.25	5.50	5.75	5.50	-	-	5.30
Choreography / Composition	1.60	4.00	4.75	5.25	4.75	5.75	4.75	5.25	5.25	5.50	5.50	-	-	5.25
Interpretation	1.60	4.25	4.75	5.50	4.50	5.25	5.00	5.25	4.75	5.50	5.50	-	-	5.10
Judges Total Program Component Score (factorized)														41.52

Deductions:	Time Violation:	0.00	Music Violation:	0.00	Illegal Element:	0.00
	Costume & Prop violation:	0.00	Fall:	0.00		0.00

Official ISU Sponsors





World Figure Skating Championships® 2005

March 13th – 20th

Moscow / Russia



LADIES QUALIFYING FREE SKATING B JUDGES DETAILS

Rank	Name	NOC Code	Total Segment Score	Total Element Score	Program Score (factorized)	Total Component Score	Total Deductions
			=	+		+	-
9	Joanne CARTER	AUS	81.64	41.20		41.44	1.00

#	Executed Elements	Base Value	GOE	The Judges Panel (in random order)											Scores of Panel	
1	3Lz	6.0	-1.00	-1	-2	-2	-2	-1	-2	-1	-1	-1	-1	-	-	5.00
2	2F	1.7	0.00	0	0	0	0	0	0	1	0	0	0	-	-	1.70
3	3Lo	5.0	-3.00	-3	-3	-3	-3	-3	-3	-3	-3	-3	0	-	-	2.00
4	FCCoSp2	3.0	0.00	0	0	0	0	0	0	0	0	0	-3	-	-	3.00
5	SpSt2	3.1	0.10	1	0	0	0	0	0	1	0	0	0	-	-	3.20
6	3F	6.1 x	0.20	1	0	0	0	0	0	1	0	0	0	-	-	6.30
7	LSp1	1.2	0.10	0	0	0	0	1	0	1	0	0	0	-	-	1.30
8	3T+2T+SEQ	4.6 x	0.00	0	0	0	0	0	-1	1	0	0	0	-	-	4.60
9	CCoSp1	2.5	0.00	0	0	0	0	0	0	1	0	0	0	-	-	2.50
10	SIS1	2.0	0.00	0	0	0	0	0	0	1	0	0	0	-	-	2.00
11	2A	3.6 x	0.40	1	0	0	0	0	1	1	0	0	1	-	-	4.00
12	2A	3.6 x	0.00	0	0	0	-1	0	0	1	0	-1	0	-	-	3.60
13	FCSp1	2.0	0.00	0	0	0	0	1	0	0	0	0	0	-	-	2.00
		44.4														41.20

Program Components

Program Components	Factor													
Skating Skills	1.60	5.00	5.75	4.75	4.75	6.00	5.00	6.25	5.75	4.75	4.75	-	-	5.45
Transition / Linking Footwork	1.60	4.50	5.50	4.00	4.75	5.25	4.50	6.00	5.25	4.25	4.50	-	-	5.00
Performance / Execution	1.60	4.75	5.50	4.50	4.75	5.75	4.75	6.25	5.50	4.50	4.75	-	-	5.25
Choreography / Composition	1.60	4.25	5.50	4.00	4.75	5.75	4.50	6.25	5.50	4.25	4.50	-	-	5.10
Interpretation	1.60	4.50	5.50	4.50	4.50	5.75	4.50	6.25	5.25	4.25	4.50	-	-	5.10
Judges Total Program Component Score (factorized)														41.44

Deductions:	Time Violation:	0.00	Music Violation:	0.00	Illegal Element:	0.00
	Costume & Prop violation:	0.00	Fall:	-1.00		-1.00

Rank	Name	NOC Code	Total Segment Score	Total Element Score	Program Score (factorized)	Total Component Score	Total Deductions
			=	+		+	-
10	Yan LIU	CHN	78.18	41.90		37.28	1.00

#	Executed Elements	Base Value	GOE	The Judges Panel (in random order)											Scores of Panel	
1	3LZ+2T	7.3	0.20	0	0	0	0	1	0	1	0	0	0	-	-	7.50
2	3F	5.5	0.00	0	0	0	0	0	0	0	0	0	0	-	-	5.50
3	2Lo	1.5	-1.00	-3	-3	-3	-3	-3	-3	-3	-3	-3	-	-	0.50	
4	CSSp1	1.5	0.00	0	0	0	0	0	-1	0	0	0	0	-	-	1.50
5	3T	4.0	0.00	0	0	0	0	0	0	0	0	0	0	-	-	4.00
6	SIS1	2.0	0.00	0	0	0	0	0	0	0	0	0	0	-	-	2.00
7	LSp1	1.2	0.00	0	0	0	0	0	0	0	-1	0	0	-	-	1.20
8	3T+2T	5.8 x	0.00	0	0	0	0	0	0	0	0	0	0	-	-	5.80
9	3S	5.0 x	0.20	1	0	0	0	0	0	1	0	0	0	-	-	5.20
10	FCSp1	2.0	0.00	0	0	0	0	0	0	0	0	-1	0	-	-	2.00
11	SpSt1	2.0	0.00	0	0	0	0	0	-1	0	0	-1	0	-	-	2.00
12	2A	3.6 x	-1.40	-2	-2	-2	-2	-2	-2	-2	-2	-2	-2	-	-	2.20
13	CCoSp1	2.5	0.00	0	0	0	0	0	0	-1	0	0	0	-	-	2.50
		43.9														41.90

Program Components

Program Components	Factor													
Skating Skills	1.60	4.75	4.25	4.50	5.50	5.25	5.25	4.00	5.75	5.25	5.00	-	-	4.90
Transition / Linking Footwork	1.60	4.25	4.00	4.25	5.00	4.50	4.50	4.25	5.25	5.00	4.50	-	-	4.50
Performance / Execution	1.60	4.00	4.25	4.50	5.25	5.00	5.00	4.25	5.50	5.00	4.50	-	-	4.60
Choreography / Composition	1.60	4.50	4.25	4.25	5.25	5.00	4.75	4.25	5.50	5.00	4.75	-	-	4.70
Interpretation	1.60	4.25	4.25	4.25	5.25	4.75	4.75	4.00	5.00	5.00	4.75	-	-	4.60
Judges Total Program Component Score (factorized)														37.28

Deductions:	Time Violation:	0.00	Music Violation:	0.00	Illegal Element:	0.00
	Costume & Prop violation:	0.00	Fall:	-1.00		-1.00

Official ISU Sponsors





World Figure Skating Championships® 2005

March 13th – 20th

Moscow / Russia



LADIES QUALIFYING FREE SKATING B JUDGES DETAILS

Rank	Name	NOC Code	Total Segment Score	Total Element Score	Program Score (factorized)	Total Component Score	Total Deductions
			=	+		+	-
11	Lina JOHANSSON	SWE	77.54	39.70		39.84	2.00

#	Executed Elements	Base Value	GOE	The Judges Panel (in random order)										Scores of Panel		
1	2Lz	1.9	0.10	1	0	0	0	0	1	1	0	0	0	-	-	2.00
2	3F+2T	6.8	0.00	0	0	0	0	0	0	1	0	0	0	-	-	6.80
3	FCoSp1	2.0	0.40	1	0	0	0	1	0	1	1	0	1	-	-	2.40
4	3Lo	5.0	-0.40	-1	0	0	-1	0	0	0	-1	-1	0	-	-	4.60
5	CoSp1	2.0	0.10	0	0	0	0	1	0	0	0	0	1	-	-	2.10
6	3T+2T	5.8 x	0.60	0	1	1	0	0	0	1	0	1	1	-	-	6.40
7	2A	3.6 x	-2.10	-3	-3	-3	-3	-3	-3	-3	-3	-3	-3	-	-	1.50
8	SpSt1	2.0	0.00	1	0	0	0	0	-1	0	0	0	0	-	-	2.00
9	3T	4.4 x	-0.80	-1	-1	0	-1	-1	-1	-1	-1	0	0	-	-	3.60
10	3S	5.0 x	-3.00	-3	-3	-3	-3	-3	-3	-3	-3	-3	-3	-	-	2.00
11	ClSt1	2.0	0.00	0	0	0	0	0	0	0	0	0	0	-	-	2.00
12	LSp1	1.2	0.10	1	0	0	0	0	0	1	0	0	0	-	-	1.30
13	CCoSp2	3.0	0.00	1	0	0	0	0	0	0	0	0	0	-	-	3.00
		44.7														39.70

Program Components	Factor													
Skating Skills	1.60	5.50	4.75	4.75	4.50	5.50	5.25	4.75	5.25	5.00	5.75	-	-	5.20
Transition / Linking Footwork	1.60	5.00	4.25	4.50	4.25	5.00	5.00	4.50	4.75	5.00	5.50	-	-	4.85
Performance / Execution	1.60	5.25	4.50	4.50	4.25	4.75	4.75	4.50	5.00	5.25	5.50	-	-	4.95
Choreography / Composition	1.60	5.00	4.25	4.25	4.25	5.25	5.25	4.50	5.00	5.25	5.50	-	-	5.00
Interpretation	1.60	5.25	4.50	4.50	4.25	5.00	5.00	4.50	4.50	5.25	5.50	-	-	4.90
Judges Total Program Component Score (factorized)														39.84
Deductions:	Time Violation:	0.00	Music Violation:	0.00	Illegal Element:	0.00								
	Costume & Prop violation:	0.00	Fall:	-2.00								-2.00		

Rank	Name	NOC Code	Total Segment Score	Total Element Score	Program Score (factorized)	Total Component Score	Total Deductions
			=	+		+	-
12	Viktoria PAVUK	HUN	72.34	33.42		39.92	1.00

#	Executed Elements	Base Value	GOE	The Judges Panel (in random order)										Scores of Panel		
1	3LZ+2T+SEQ	5.8	-1.00	-2	-2	-1	-1	0	0	-1	0	-2	0	-	-	4.80
2	2Lo	1.5	-0.12	0	0	-1	0	-1	0	0	-1	-2	0	-	-	1.38
3	2F	1.7	-1.00	-3	-3	-3	-3	-3	-3	-3	-3	-3	-3	-	-	0.70
4	LSp2	1.6	0.00	0	0	0	0	1	0	0	0	0	0	-	-	1.60
5	2A	3.3	-0.70	-1	-1	-1	-1	-1	-1	-1	-1	-1	0	-	-	2.60
6	3Lz	6.0	-0.60	0	0	-1	0	-1	0	-1	-1	-1	0	-	-	5.40
7	SpSt1	2.0	0.00	1	0	0	0	0	1	0	0	0	0	-	-	2.00
8	3S	5.0 x	0.00	0	0	-1	-1	0	0	0	0	-1	0	-	-	5.00
9	CCoSp1	2.5	0.00	0	0	0	0	0	0	0	0	0	0	-	-	2.50
10	2T	1.4 x	0.00	0	0	0	0	-1	0	0	0	0	0	-	-	1.40
11	SlSt1	2.0	0.10	0	1	0	0	0	0	1	0	0	0	-	-	2.10
12	FCSp1	2.0	0.00	0	0	0	0	0	1	0	0	0	0	-	-	2.00
13	FCoSp1	2.0	-0.06	1	0	0	0	0	0	0	-1	-1	0	-	-	1.94
		36.8														33.42

Program Components	Factor													
Skating Skills	1.60	6.00	5.75	4.50	5.50	4.50	5.00	4.75	5.00	5.00	5.25	-	-	5.15
Transition / Linking Footwork	1.60	5.00	5.75	4.25	5.25	4.25	4.75	4.50	4.75	4.75	5.25	-	-	4.85
Performance / Execution	1.60	5.50	5.75	4.75	5.25	4.50	5.00	4.50	4.75	4.75	5.25	-	-	4.95
Choreography / Composition	1.60	5.25	6.00	4.75	5.50	4.75	4.75	4.25	5.00	4.75	5.25	-	-	5.00
Interpretation	1.60	5.50	6.00	4.50	5.25	4.00	4.75	4.50	5.00	4.75	5.25	-	-	5.00
Judges Total Program Component Score (factorized)														39.92
Deductions:	Time Violation:	0.00	Music Violation:	0.00	Illegal Element:	0.00								
	Costume & Prop violation:	0.00	Fall:	-1.00								-1.00		

Official ISU Sponsors





World Figure Skating Championships® 2005

March 13th – 20th

Moscow / Russia



LADIES QUALIFYING FREE SKATING B JUDGES DETAILS

Rank	Name	NOC Code	Total Segment Score	Total Element Score	Program Score (factorized)	Total Component Score	Total Deductions
			=	+		+	-
13	Sara FALOTICO	BEL	70.48	34.96		35.52	0.00

#	Executed Elements	Base Value	GOE	The Judges Panel (in random order)										Scores of Panel		
1	3T+2T+2LO	6.8	-0.80	-1	-1	-1	-1	0	-2	-1	-1	-1	0	-	-	6.00
2	3Lz	6.0	-2.00	-2	-2	-2	-2	-2	-2	-2	-2	-2	-2	-	-	4.00
3	3S+2T+SEQ	4.6	-2.00	-3	-2	-2	-2	-2	-3	-2	-2	-2	-2	-	-	2.60
4	CCoSp1	2.5	0.00	0	0	0	0	0	0	0	0	0	0	-	-	2.50
5	2F	1.7	-0.60	-2	-1	-2	-2	-2	-2	-2	-2	-2	-2	-	-	1.10
6	2A	3.6 x	-1.54	-3	-2	-3	-2	-2	-3	-2	-3	-2	-2	-	-	2.06
7	SpSt1	2.0	0.00	0	0	0	0	0	0	0	0	0	0	-	-	2.00
8	CCoSp1	2.5	0.00	0	0	0	0	0	0	0	0	0	0	-	-	2.50
9	2Lo	1.7 x	0.00	0	0	0	0	0	0	0	0	0	0	-	-	1.70
10	FCSp1	2.0	0.00	0	0	0	0	0	0	0	0	0	0	-	-	2.00
11	3T	4.4 x	-0.20	0	0	0	-1	-1	-1	0	-1	0	0	-	-	4.20
12	CSi2	3.1	0.00	0	0	0	0	0	0	1	0	0	0	-	-	3.10
13	LSp1	1.2	0.00	0	0	0	-1	0	0	0	0	0	0	-	-	1.20
		42.1														34.96

Program Components

Program Components	Factor													
Skating Skills	1.60	4.00	4.50	4.25	4.50	5.00	4.50	4.50	5.00	4.75	4.00	-	-	4.55
Transition / Linking Footwork	1.60	3.50	4.25	4.00	4.25	4.75	4.25	4.25	4.50	4.50	4.00	-	-	4.30
Performance / Execution	1.60	4.00	4.25	4.25	4.50	4.75	4.25	4.25	4.75	4.50	4.00	-	-	4.35
Choreography / Composition	1.60	4.00	4.25	4.25	4.50	5.00	4.50	4.25	4.75	4.75	4.25	-	-	4.45
Interpretation	1.60	4.25	4.50	4.25	4.50	4.75	4.50	4.50	4.75	4.75	4.25	-	-	4.55
Judges Total Program Component Score (factorized)														35.52

Deductions:	Time Violation:	0.00	Music Violation:	0.00	Illegal Element:	0.00	
	Costume & Prop violation:	0.00	Fall:	0.00			0.00

Rank	Name	NOC Code	Total Segment Score	Total Element Score	Program Score (factorized)	Total Component Score	Total Deductions
			=	+		+	-
14	Ji Eun CHOI	KOR	66.14	31.14		36.00	1.00

#	Executed Elements	Base Value	GOE	The Judges Panel (in random order)										Scores of Panel		
1	2S+1T+2LO	3.2	-0.12	0	-1	-1	-1	-1	0	0	0	-1	0	-	-	3.08
2	2LZ+1T	2.3	-0.54	-2	-1	-2	-2	-2	-2	-2	-1	-2	-2	-	-	1.76
3	2A	3.3	0.00	0	0	0	0	0	0	0	0	0	0	-	-	3.30
4	2T	1.3	0.00	0	0	0	0	0	0	0	0	0	0	-	-	1.30
5	FLSp2	2.3	0.00	0	0	0	-1	0	0	0	0	-1	0	-	-	2.30
6	CCoSp1	2.5	0.10	1	0	0	0	0	1	1	0	0	0	-	-	2.60
7	3T	4.4 x	-3.00	-3	-3	-3	-3	-3	-3	-3	-3	-3	-3	-	-	1.40
8	SpSt3	3.4	0.60	1	1	1	0	1	1	2	0	0	0	-	-	4.00
9	2A	3.6 x	-0.70	-1	-2	0	-1	-2	0	0	-1	-1	0	-	-	2.90
10	LSp2	1.6	0.40	1	0	0	0	1	1	1	1	0	1	-	-	2.00
11	SiSt1	2.0	0.00	0	0	0	0	0	0	0	0	0	0	-	-	2.00
12	2S	1.4 x	0.00	0	0	-1	0	0	-1	0	0	0	-1	-	-	1.40
13	CCoSp2	3.0	0.10	1	0	1	0	0	0	0	1	0	0	-	-	3.10
		34.3														31.14

Program Components

Program Components	Factor													
Skating Skills	1.60	4.50	4.50	4.50	4.50	4.25	5.25	5.00	5.25	3.75	4.75	-	-	4.60
Transition / Linking Footwork	1.60	4.75	4.25	4.00	4.25	3.75	5.00	4.75	4.50	3.50	4.25	-	-	4.30
Performance / Execution	1.60	4.75	4.25	4.25	4.25	4.50	4.75	4.75	4.75	3.75	4.50	-	-	4.55
Choreography / Composition	1.60	4.50	4.50	4.50	4.50	4.25	4.75	4.75	4.75	3.75	4.50	-	-	4.50
Interpretation	1.60	5.00	4.50	4.25	4.50	4.00	4.75	5.00	4.75	3.50	4.50	-	-	4.55
Judges Total Program Component Score (factorized)														36.00

Deductions:	Time Violation:	0.00	Music Violation:	0.00	Illegal Element:	0.00	
	Costume & Prop violation:	0.00	Fall:	-1.00			-1.00

Official ISU Sponsors





World Figure Skating Championships® 2005

March 13th – 20th

Moscow / Russia



LADIES QUALIFYING FREE SKATING B JUDGES DETAILS

Rank	Name	NOC Code	Total Segment Score	Total Element Score	Program Score (factorized)	Total Component Score	Total Deductions
			=	+		+	-
15	Tugba KARADEMIR	TUR	65.66	33.58		34.08	2.00

#	Executed Elements	Base Value	GOE	The Judges Panel (in random order)											Scores of Panel		
1	FCSp2	2.3	0.60	2	1	2	1	2	1	1	1	1	1	1	-	-	2.90
2	2S+2T	2.6	-0.36	-1	-1	-1	-2	-1	-1	0	-2	-2	-1	-	-	2.24	
3	3T	4.0	-3.00	-3	-3	-3	-3	-3	-3	-3	-3	-3	-3	-	-	1.00	
4	CCoSp2	3.0	0.00	0	0	0	0	0	0	0	0	0	0	-	-	3.00	
5	2A+2T	4.6	-0.42	-1	-1	-1	-1	0	0	0	-1	-1	0	-	-	4.18	
6	SpSt2	3.1	0.20	1	0	1	0	1	1	1	0	0	0	-	-	3.30	
7	2A	3.6 x	0.00	0	0	0	0	0	0	0	0	0	0	-	-	3.60	
8	CCSp1	1.5	0.00	0	0	0	0	0	0	0	0	0	0	-	-	1.50	
9	2T	1.4 x	-0.60	-2	-1	-2	-2	-2	-3	-2	-2	-2	-2	-	-	0.80	
10	3S	5.0 x	-3.00	-3	-3	-3	-3	-3	-3	-3	-3	-3	-3	-	-	2.00	
11	2A	3.6 x	-0.14	-1	0	-1	0	-1	-1	0	0	0	0	-	-	3.46	
12	SIS2	3.1	0.00	0	0	0	0	0	0	0	0	0	0	-	-	3.10	
13	FCCoSp1	2.5	0.00	0	0	0	0	0	0	0	0	0	0	-	-	2.50	
		40.3														33.58	

Program Components

Program Components	Factor														
Skating Skills	1.60	4.00	4.50	5.25	4.00	4.00	4.50	4.75	4.75	4.00	4.50	-	-	4.35	
Transition / Linking Footwork	1.60	4.00	4.25	5.00	4.00	3.75	4.50	4.50	4.50	3.75	4.25	-	-	4.15	
Performance / Execution	1.60	4.25	4.25	5.50	3.50	3.75	4.50	4.50	4.50	4.00	4.00	-	-	4.20	
Choreography / Composition	1.60	4.50	4.25	5.25	3.75	4.00	4.75	4.25	4.75	3.75	4.50	-	-	4.30	
Interpretation	1.60	4.75	4.50	5.50	3.75	3.75	4.50	4.50	4.50	3.75	4.25	-	-	4.30	
Judges Total Program Component Score (factorized)														34.08	

Deductions:	Time Violation:	0.00	Music Violation:	0.00	Illegal Element:	0.00
	Costume & Prop violation:	0.00	Fall:	-2.00		-2.00

Rank	Name	NOC Code	Total Segment Score	Total Element Score	Program Score (factorized)	Total Component Score	Total Deductions
			=	+		+	-
16	Sonia RADEVA	BUL	62.22	30.30		33.92	2.00

#	Executed Elements	Base Value	GOE	The Judges Panel (in random order)											Scores of Panel	
1	3T+2T+SEQ	4.2	-0.40	-1	-2	0	-1	0	0	0	0	-1	0	-	-	3.80
2	3F	5.5	-3.00	-3	-3	-3	-3	-3	-3	-3	-3	-3	-3	-	-	2.50
3	2A+2T+SEQ	3.7	-0.70	-1	-1	0	-1	-1	-1	-1	-1	0	-	-	3.00	
4	FCCoSp1	2.0	0.00	0	0	0	0	1	0	0	0	0	-	-	2.00	
5	SIS2	3.1	0.00	0	0	0	0	0	0	-1	0	0	-	-	3.10	
6	2Lo	1.7 x	0.00	0	0	0	0	0	0	0	0	0	-	-	1.70	
7	SpSt1	2.0	0.00	0	0	0	0	0	0	0	0	0	-	-	2.00	
8	3T	4.4 x	-3.00	-3	-3	-3	-3	-3	-3	-3	-3	-3	-	-	1.40	
9	CoSp1	2.0	0.00	0	0	0	0	0	1	0	0	0	-	-	2.00	
10	2Lz	2.1 x	0.00	0	0	0	0	0	1	0	0	0	-	-	2.10	
11	LSp1	1.2	0.00	0	0	0	0	0	0	0	0	0	-	-	1.20	
12	3S	5.0 x	-2.00	-2	-2	-2	-2	-2	-3	-2	-3	-2	-	-	3.00	
13	CCoSp1	2.5	0.00	0	0	0	0	0	0	0	0	0	-	-	2.50	
		39.4													30.30	

Program Components

Program Components	Factor														
Skating Skills	1.60	4.50	4.25	4.25	4.25	4.00	4.25	4.25	4.75	4.50	4.75	-	-	4.45	
Transition / Linking Footwork	1.60	3.75	4.00	4.00	4.00	3.75	4.00	4.00	4.50	4.25	4.50	-	-	4.10	
Performance / Execution	1.60	4.00	4.25	4.25	4.25	3.75	4.25	4.00	4.25	4.00	4.50	-	-	4.10	
Choreography / Composition	1.60	4.25	4.25	4.50	4.25	4.00	4.50	4.00	4.50	4.25	4.50	-	-	4.25	
Interpretation	1.60	4.50	4.00	4.25	4.25	4.00	4.25	4.25	4.50	4.25	4.50	-	-	4.30	
Judges Total Program Component Score (factorized)														33.92	

Deductions:	Time Violation:	0.00	Music Violation:	0.00	Illegal Element:	0.00
	Costume & Prop violation:	0.00	Fall:	-2.00		-2.00

Official ISU Sponsors





World Figure Skating Championships® 2005

March 13th – 20th

Moscow / Russia



LADIES QUALIFYING FREE SKATING B JUDGES DETAILS

Rank	Name	NOC Code	Total Segment Score	Total Element Score	Program Score (factorized)	Total Component Score	Total Deductions
			=	+		+	-
17	Elena GLEBOVA	EST	59.62	32.30		30.32	3.00

#	Executed Elements	Base Value	GOE	The Judges Panel (in random order)										Scores of Panel		
1	3T+3T	8.0	-2.00	-3	-2	-2	-2	-2	-2	-2	-2	-2	-2	-	-	6.00
2	2A+3S+SEQ	6.2	-2.80	-3	-2	-2	-2	-3	-3	-3	-3	-3	-2	-	-	3.40
3	3Lo	5.0	-3.00	-3	-3	-3	-3	-3	-3	-3	-3	-3	-	-	2.00	
4	2F	1.7	0.00	0	0	0	0	0	0	0	0	0	-	-	1.70	
5	CCoSp1	2.5	0.10	0	0	0	0	1	0	1	0	0	-	-	2.60	
6	SpSt1	2.0	0.00	0	0	0	0	0	0	0	0	0	-	-	2.00	
7	2Lz	2.1 x	0.10	1	0	0	0	0	0	1	0	0	-	-	2.20	
8	USp2	1.6	0.30	1	0	0	0	1	0	1	1	0	-	-	1.90	
9	1S	0.4 x	-0.02	0	0	0	-2	-1	0	-1	0	0	-	-	0.38	
10	LSp1	1.2	0.00	0	0	0	0	0	0	0	0	0	-	-	1.20	
11	CS1	2.0	-0.18	0	0	0	-1	-1	-1	-1	-1	0	-	-	1.82	
12	2A+2T	5.1 x	0.00	0	0	0	0	0	0	1	0	0	-	-	5.10	
13	FCoSp1	2.0	0.00	0	0	0	0	0	0	1	0	0	-	-	2.00	
		39.8													32.30	

Program Components

Program Components	Factor													
Skating Skills	1.60	3.75	3.75	4.00	4.00	3.50	3.50	4.25	4.50	4.00	4.00	-	-	3.95
Transition / Linking Footwork	1.60	3.50	3.50	3.75	3.75	3.25	3.25	3.75	4.00	3.75	3.75	-	-	3.65
Performance / Execution	1.60	4.00	3.75	4.25	3.75	3.25	3.25	3.75	4.25	3.75	3.75	-	-	3.80
Choreography / Composition	1.60	4.00	3.50	4.00	4.00	3.50	3.50	4.00	4.25	3.75	3.75	-	-	3.80
Interpretation	1.60	3.75	3.50	4.00	3.75	3.00	3.25	4.00	4.00	3.75	3.75	-	-	3.75
Judges Total Program Component Score (factorized)														30.32

Deductions:	Time Violation:	0.00	Music Violation:	0.00	Illegal Element:	0.00
Costume & Prop violation:	0.00		Fall:	-3.00		-3.00

Rank	Name	NOC Code	Total Segment Score	Total Element Score	Program Score (factorized)	Total Component Score	Total Deductions
			=	+		+	-
18	Michelle CANTU	MEX	58.00	26.24		33.76	2.00

#	Executed Elements	Base Value	GOE	The Judges Panel (in random order)										Scores of Panel		
1	2A	3.3	0.00	0	0	0	0	0	0	1	0	0	0	-	-	3.30
2	2Lz	1.9	-1.00	-3	-3	-3	-3	-3	-3	-3	-3	-3	-3	-	-	0.90
3	2F	1.7	0.00	0	0	0	0	0	0	1	0	0	0	-	-	1.70
4	2Lo	1.5	-1.00	-3	-3	-3	-3	-3	-3	-3	-3	-3	-3	-	-	0.50
5	CoSp1	2.0	0.20	1	0	0	0	1	1	1	0	0	0	-	-	2.20
6	2S+1T+SEQ	1.4	0.00	0	0	-1	-2	-1	0	0	0	0	0	-	-	1.40
7	FCSp2	2.3	0.00	0	0	0	0	0	0	1	0	0	0	-	-	2.30
8	SpSt2	3.1	0.30	0	1	1	0	1	1	1	0	0	1	-	-	3.40
9	2A+2F+SEQ	4.4 x	-0.56	-1	-1	-2	-2	0	-2	-1	-1	-1	0	-	-	3.84
10	LSp1	1.2	0.00	0	0	0	0	0	1	0	0	0	0	-	-	1.20
11	2Lz	2.1 x	-0.92	-3	-3	-3	-2	-3	-3	-3	-3	-2	-2	-	-	1.18
12	SIS1	2.0	0.00	1	0	1	0	0	0	0	0	0	0	-	-	2.00
13	CCoSp1	2.5	-0.18	-1	0	-1	0	0	0	-1	-1	-1	0	-	-	2.32
		29.4														26.24

Program Components

Program Components	Factor													
Skating Skills	1.60	4.00	4.25	4.00	4.25	4.25	4.75	4.25	4.50	4.25	5.00	-	-	4.30
Transition / Linking Footwork	1.60	4.00	4.00	3.75	4.00	4.00	4.50	4.00	4.25	4.00	4.75	-	-	4.05
Performance / Execution	1.60	4.25	4.25	4.00	4.25	4.00	4.25	4.00	4.50	3.75	5.00	-	-	4.20
Choreography / Composition	1.60	4.50	4.25	4.00	4.00	4.25	4.75	4.00	4.25	3.75	5.25	-	-	4.25
Interpretation	1.60	4.75	4.25	4.50	4.25	4.00	5.00	4.25	4.25	4.00	5.25	-	-	4.30
Judges Total Program Component Score (factorized)														33.76

Deductions:	Time Violation:	0.00	Music Violation:	0.00	Illegal Element:	0.00
Costume & Prop violation:	0.00		Fall:	-2.00		-2.00

Official ISU Sponsors





World Figure Skating Championships® 2005

March 13th – 20th

Moscow / Russia



LADIES QUALIFYING FREE SKATING B JUDGES DETAILS

Rank	Name	NOC Code	Total Segment Score	Total Element Score	Program Score (factorized)	Total Component Score	Total Deductions
			=	+		+	-
19	Daria TIMOSHENKO	AZE	57.32	21.88		35.44	0.00

#	Executed Elements	Base Value	GOE	The Judges Panel (in random order)										Scores of Panel		
1	2LZ+2T	3.2	-0.06	0	-1	0	-1	0	0	0	0	-1	0	-	-	3.14
2	2Lo	1.5	-0.76	-3	-3	-2	-2	-3	-3	-2	-2	-2	-2	-	-	0.74
3	2S	1.3	0.00	0	0	0	-1	0	0	0	0	-1	0	-	-	1.30
4	2T	1.3	-0.60	-2	-3	-2	-2	-2	-3	-2	-2	-2	-2	-	-	0.70
5	FCoSp2	2.5	0.30	1	1	0	1	0	1	1	0	0	1	-	-	2.80
6	USp2	1.6	0.00	0	0	0	-1	0	0	-1	0	0	0	-	-	1.60
7	2F	1.9 x	0.00	0	0	0	0	0	0	0	0	0	0	-	-	1.90
8	SpSt1	2.0	0.00	0	1	0	0	0	0	0	0	0	0	-	-	2.00
9	1Lz	0.7 x	-0.10	-1	-1	-1	-1	-1	-1	-1	-1	-1	0	-	-	0.60
10	USp2	1.6	0.10	0	0	0	0	1	0	1	0	0	0	-	-	1.70
11	1A	0.9 x	0.00	0	0	0	0	0	0	0	0	-1	0	-	-	0.90
12	CiSt1	2.0	0.00	0	0	0	0	0	0	0	0	0	0	-	-	2.00
13	CCoSp1	2.5	0.00	0	0	0	0	1	0	-1	0	0	0	-	-	2.50
		23.0						1	0	-1	0	0	0			21.88

Program Components

Program Components	Factor													
Skating Skills	1.60	4.75	5.00	5.00	5.00	4.25	4.75	4.75	5.00	4.50	4.25	-	-	4.65
Transition / Linking Footwork	1.60	4.50	4.75	4.75	4.75	4.00	4.25	4.50	4.50	4.25	4.25	-	-	4.40
Performance / Execution	1.60	4.25	5.00	5.25	4.75	3.75	4.00	4.25	4.25	4.25	4.25	-	-	4.25
Choreography / Composition	1.60	4.75	5.00	4.75	4.75	4.50	4.50	4.25	4.75	4.25	4.50	-	-	4.55
Interpretation	1.60	4.50	5.00	5.00	4.75	4.00	4.25	4.00	4.50	4.25	4.25	-	-	4.30
Judges Total Program Component Score (factorized)														35.44

Deductions:	Time Violation:	0.00	Music Violation:	0.00	Illegal Element:	0.00
	Costume & Prop violation:	0.00	Fall:	0.00		0.00

Rank	Name	NOC Code	Total Segment Score	Total Element Score	Program Score (factorized)	Total Component Score	Total Deductions
			=	+		+	-
20	Gintare VOSTRECOVAITE	LTU	56.42	24.02		32.40	0.00

#	Executed Elements	Base Value	GOE	The Judges Panel (in random order)										Scores of Panel		
1	2A	3.3	0.00	0	0	0	-1	0	0	0	0	0	0	-	-	3.30
2	3T	4.0	-0.40	-1	0	-1	-1	0	-1	-2	0	0	-1	-	-	3.60
3	2F	1.7	-0.60	-2	-2	-2	-2	-2	-2	-2	-2	-2	-	-	1.10	
4	3T+2T+SEQ	4.2	-1.40	-1	0	0	-1	-1	-1	-2	-1	-2	-2	-	-	2.80
5	FCSp1	2.0	0.00	0	0	0	0	0	0	0	-1	0	0	-	-	2.00
6	2S	1.3	-0.68	-2	-3	-2	-2	-2	-2	-3	-2	-2	-2	-	-	0.62
7	SpSt1	2.0	0.00	0	0	0	0	0	0	0	-1	0	0	-	-	2.00
8	2S	1.4 x	-0.60	-2	-2	-2	-2	-2	-3	-2	-2	-2	-2	-	-	0.80
9	LSp1	1.2	0.00	1	0	0	0	0	0	0	0	0	0	-	-	1.20
10	1A	0.9 x	0.00	0	0	0	-1	0	0	0	0	0	0	-	-	0.90
11	CiSt1	2.0	0.00	0	0	0	0	0	0	0	0	0	0	-	-	2.00
12	CCoSp1	2.5	0.00	0	0	0	0	0	0	0	0	0	0	-	-	2.50
13	USp1	1.2	0.00	0	0	0	-1	0	0	0	0	0	0	-	-	1.20
		27.7														24.02

Program Components

Program Components	Factor													
Skating Skills	1.60	4.25	4.25	3.75	3.75	4.25	4.00	3.50	4.50	4.50	4.00	-	-	4.25
Transition / Linking Footwork	1.60	3.75	4.00	3.50	3.50	4.00	3.75	3.00	4.00	4.00	4.00	-	-	3.95
Performance / Execution	1.60	4.25	4.00	4.00	3.75	4.00	3.50	3.25	3.75	4.25	4.00	-	-	4.00
Choreography / Composition	1.60	4.00	4.00	4.00	3.50	4.00	3.75	3.25	4.25	4.25	4.00	-	-	4.05
Interpretation	1.60	4.25	4.00	4.25	3.75	4.00	3.75	3.25	4.00	4.00	4.00	-	-	4.00
Judges Total Program Component Score (factorized)														32.40

Deductions:	Time Violation:	0.00	Music Violation:	0.00	Illegal Element:	0.00
	Costume & Prop violation:	0.00	Fall:	0.00		0.00

Official ISU Sponsors





World Figure Skating Championships® 2005

March 13th – 20th

Moscow / Russia



LADIES QUALIFYING FREE SKATING B JUDGES DETAILS

Rank	Name	NOC Code	Total Segment Score	Total Element Score	Program Score (factorized)	Total Component	Total Deductions
			=	+		+	-
21	Shirene HUMAN	RSA	56.04	28.44		29.60	2.00

#	Executed Elements	Base Value	GOE	The Judges Panel (in random order)											Scores of Panel	
1	2T+2T+1LO	3.1	0.00	0	0	0	0	0	0	0	0	0	0	-	-	3.10
2	2S	1.3	0.00	0	0	0	-1	0	0	0	0	0	0	-	-	1.30
3	LSp1	1.2	0.00	0	0	0	0	0	0	0	0	0	-1	-	-	1.20
4	2F+2LO	3.2	-0.76	-3	-2	-2	-2	-2	-2	-3	-2	-3	-2	-	-	2.44
5	CCoSp1	2.5	-0.06	0	0	0	0	0	-1	-1	0	-1	0	-	-	2.44
6	2T	1.3	0.00	0	0	0	0	0	0	0	0	0	0	-	-	1.30
7	SIS1	2.0	0.00	0	0	0	0	0	0	0	0	0	0	-	-	2.00
8	FCSp1	2.0	0.00	0	0	0	-1	0	0	-1	0	0	0	-	-	2.00
9	2A+2T+2LO+SEQ	4.2 x	-1.68	-3	-2	-2	-3	-2	-2	-3	-2	-3	-2	-	-	2.52
10	2Lz	2.1 x	-0.06	-1	0	-1	-1	0	-1	0	-1	0	0	-	-	2.04
11	SpSt1	2.0	0.00	0	0	0	0	0	-1	-1	0	0	0	-	-	2.00
12	2A	3.6 x	0.00	0	0	0	-1	0	0	0	0	0	0	-	-	3.60
13	CCoSp1	2.5	0.00	0	0	0	-1	0	0	-1	0	0	0	-	-	2.50
		31.0														28.44

Program Components

Program Components	Factor	The Judges Panel (in random order)											Judges Total Program Component Score (factorized)	
Skating Skills	1.60	3.50	3.75	3.50	3.75	4.00	3.25	3.75	4.00	3.50	4.00	-	-	3.80
Transition / Linking Footwork	1.60	3.75	3.50	3.00	3.50	3.75	3.25	3.50	3.75	3.50	3.75	-	-	3.65
Performance / Execution	1.60	4.25	3.75	3.25	3.50	3.50	3.00	3.25	3.50	3.50	3.75	-	-	3.60
Choreography / Composition	1.60	4.00	3.75	3.25	3.25	3.75	3.25	3.25	3.75	3.50	4.00	-	-	3.75
Interpretation	1.60	4.25	3.50	3.25	3.50	3.75	3.00	3.50	3.75	3.50	4.00	-	-	3.70
														29.60

Deductions:	Time Violation:	0.00	Music Violation:	0.00	Illegal Element:	0.00
Costume & Prop violation:	0.00		Fall:	-2.00		-2.00

printed: 16.03.2005 13:23:37

Official ISU Sponsors





World Figure Skating Championships® 2005

March 13th – 20th

Moscow / Russia



LADIES SHORT PROGRAM JUDGES DETAILS

Rank	Name	NOC Code	Total Segment Score	Total Element Score	Program Score (factorized)	Total Component Score	Total Deductions
			=	+		+	-
1	Irina SLUTSKAYA	RUS	62.84	32.50		30.34	0.00

# Executed Elements	Base Value	GOE	The Judges Panel (in random order)											Scores of Panel		
1	3Lz+2T	7.3	-1.43	-1	-1	-1	-2	-2	-1	-3	-1	-1	-2	-1	-1	5.87
2	3F	5.5	0.86	-1	0	2	0	2	1	0	0	0	2	1	1	6.36
3	2A	3.3	0.71	0	1	1	0	2	2	0	0	0	1	1	1	4.01
4	FCSp2	2.3	0.50	1	1	2	1	1	1	1	1	1	1	1	1	2.80
5	SIS2	3.1	0.57	1	0	1	1	2	1	0	1	2	1	1	0	3.67
6	LSp3	2.4	0.86	2	1	2	1	2	2	1	2	1	2	2	1	3.26
7	SpSt3	3.4	1.14	1	1	1	1	2	1	1	1	1	2	0	2	4.54
8	CCoSp1	2.5	-0.51	-1	0	-2	-2	-2	-2	-1	-2	-2	-1	-2	-2	1.99
		29.8													32.50	

Program Components

Program Components	Factor													
Skating Skills	0.80	8.00	8.00	7.25	7.50	8.00	8.25	8.00	7.50	7.50	7.75	7.75	8.00	7.79
Transition / Linking Footwork	0.80	7.50	7.75	6.50	7.00	7.50	7.75	7.75	7.50	7.25	7.25	7.50	7.75	7.39
Performance / Execution	0.80	7.25	7.75	7.75	7.25	7.25	8.00	7.75	7.00	7.25	7.50	7.75	7.75	7.50
Choreography / Composition	0.80	7.75	7.50	7.00	7.25	8.00	8.00	7.50	7.50	7.50	7.75	7.50	8.00	7.61
Interpretation	0.80	7.75	7.50	7.50	7.50	7.75	8.25	7.75	7.25	7.50	7.75	7.50	7.75	7.64
Judges Total Program Component Score (factorized)													30.34	

Deductions:	Time Violation:	0.00	Music Violation:	0.00	Illegal Element:	0.00	
	Costume & Prop violation:	0.00	Fall:	0.00			0.00

Rank	Name	NOC Code	Total Segment Score	Total Element Score	Program Score (factorized)	Total Component Score	Total Deductions
			=	+		+	-
2	Sasha COHEN	USA	61.37	32.29		30.08	1.00

# Executed Elements	Base Value	GOE	The Judges Panel (in random order)											Scores of Panel		
1	3Lz+2T	7.3	0.00	0	0	0	0	0	0	-2	0	0	0	0	0	7.30
2	3F	5.5	-0.71	-2	-2	0	0	-2	-1	-2	-1	0	0	0	0	4.79
3	FCSp2	2.3	0.29	0	0	2	0	1	0	1	1	1	0	1	0	2.59
4	2A	3.3	0.71	1	0	1	1	2	0	0	1	0	1	1	1	4.01
5	SpSt3	3.4	0.29	0	0	0	0	1	0	1	0	-1	0	2	0	3.69
6	LSp2	1.6	0.71	2	1	1	1	1	1	1	1	2	2	2	0	2.31
7	SIS2	3.1	0.50	1	1	1	1	1	1	1	1	1	1	1	0	3.60
8	CCoSp2	3.0	1.00	2	1	2	2	2	1	2	2	2	2	2	1	4.00
		29.5													32.29	

Program Components

Program Components	Factor													
Skating Skills	0.80	7.75	6.50	7.00	7.75	7.75	7.50	8.25	7.50	7.50	7.50	8.00	7.75	7.68
Transition / Linking Footwork	0.80	7.25	6.25	6.50	7.25	7.50	7.00	8.00	7.25	7.25	7.25	7.50	7.50	7.29
Performance / Execution	0.80	8.00	6.50	7.50	7.50	7.50	7.50	8.00	7.25	7.50	7.50	8.00	7.50	7.64
Choreography / Composition	0.80	7.50	6.50	6.75	7.50	7.50	7.00	7.75	7.50	7.50	7.50	7.50	7.75	7.43
Interpretation	0.80	7.50	6.50	7.75	7.50	7.50	7.25	8.00	7.50	7.50	7.50	7.75	7.50	7.57
Judges Total Program Component Score (factorized)													30.08	

Deductions:	Time Violation:	-1.00	Music Violation:	0.00	Illegal Element:	0.00	
	Costume & Prop violation:	0.00	Fall:	0.00			-1.00

Official ISU Sponsors





World Figure Skating Championships® 2005

March 13th – 20th

Moscow / Russia



LADIES SHORT PROGRAM JUDGES DETAILS

Rank	Name	NOC Code	Total Segment Score	Total Element Score	Program Score (factorized)	Total Component Score	Total Deductions
			=	+		+	-
3	Michelle KWAN	USA	61.22	32.20		29.02	0.00

# Executed Elements	Base Value	GOE	The Judges Panel (in random order)											Scores of Panel		
1	2A	3.3	0.43	0	0	1	0	1	0	0	1	0	1	1	1	3.73
2	3Lz+2T	7.3	0.00	0	0	0	1	0	0	0	0	0	0	-1	0	7.30
3	FSSp1	2.0	-0.04	0	1	0	0	0	0	-1	0	-1	0	0	1	1.96
4	3F	5.5	0.43	-1	0	1	1	1	0	0	0	0	1	0	1	5.93
5	CCoSp2	3.0	0.50	1	1	1	1	1	1	1	1	1	1	1	1	3.50
6	SpSt3	3.4	1.29	1	1	2	1	1	2	2	1	1	1	1	1	4.69
7	StSt2	3.1	0.43	0	0	1	1	1	1	1	1	0	1	1	0	3.53
8	LSp1	1.2	0.36	1	0	0	1	1	0	1	0	1	0	1	1	1.56
			28.8												32.20	

Program Components

Program Components	Factor													
Skating Skills	0.80	7.50	7.75	7.00	7.50	7.00	7.50	8.00	6.75	7.50	7.50	7.75	7.75	7.46
Transition / Linking Footwork	0.80	6.75	7.50	6.50	7.00	6.50	7.00	7.75	6.50	7.00	7.25	7.00	7.50	6.93
Performance / Execution	0.80	7.00	7.50	7.00	7.50	7.00	7.25	8.00	6.75	7.50	7.25	7.50	7.50	7.29
Choreography / Composition	0.80	6.75	7.50	6.75	7.25	7.00	7.25	7.75	6.50	7.50	7.25	7.25	7.75	7.18
Interpretation	0.80	6.75	7.75	7.25	7.50	7.25	7.50	8.00	6.50	7.50	7.50	7.50	7.75	7.43
Judges Total Program Component Score (factorized)													29.02	

Deductions:	Time Violation:	0.00	Music Violation:	0.00	Illegal Element:	0.00	
	Costume & Prop violation:	0.00	Fall:	0.00			0.00

Rank	Name	NOC Code	Total Segment Score	Total Element Score	Program Score (factorized)	Total Component Score	Total Deductions
			=	+		+	-
4	Carolina KOSTNER	ITA	60.82	33.14		27.68	0.00

# Executed Elements	Base Value	GOE	The Judges Panel (in random order)											Scores of Panel		
1	3F+3T	9.5	1.00	1	1	1	1	1	1	0	1	1	1	1	1	10.50
2	3Lo	5.0	0.86	1	1	1	1	1	0	0	1	1	1	1	1	5.86
3	SpSt2	3.1	0.21	0	0	0	1	0	1	1	1	0	1	0	1	3.31
4	2A	3.3	0.43	0	0	0	1	1	0	0	1	0	1	1	1	3.73
5	StSt2	3.1	0.07	1	1	0	0	0	0	1	0	0	1	-1	3.17	
6	FCSp2	2.3	0.21	0	0	1	1	1	0	1	1	0	0	0	0	2.51
7	CCoSp1	2.5	0.36	1	0	1	1	1	0	1	1	0	1	0	1	2.86
8	LSp1	1.2	0.00	0	0	1	0	0	0	1	0	-1	0	0	0	1.20
			30.0												33.14	

Program Components

Program Components	Factor													
Skating Skills	0.80	7.25	6.75	7.25	7.50	6.75	6.75	7.25	7.50	7.00	7.50	7.25	7.75	7.18
Transition / Linking Footwork	0.80	6.50	6.50	6.25	7.00	6.50	6.25	7.00	7.50	6.50	6.75	6.75	7.50	6.61
Performance / Execution	0.80	7.50	6.50	7.00	7.25	6.75	6.50	7.00	7.75	7.00	7.25	7.00	7.75	7.04
Choreography / Composition	0.80	7.00	6.50	6.75	7.25	6.75	6.25	7.00	7.25	6.75	7.25	6.75	7.75	6.89
Interpretation	0.80	7.00	6.75	7.00	7.00	6.50	6.50	7.25	7.25	6.75	7.25	6.75	7.75	6.89
Judges Total Program Component Score (factorized)													27.68	

Deductions:	Time Violation:	0.00	Music Violation:	0.00	Illegal Element:	0.00	
	Costume & Prop violation:	0.00	Fall:	0.00			0.00

Official ISU Sponsors





World Figure Skating Championships® 2005

March 13th – 20th

Moscow / Russia



LADIES SHORT PROGRAM JUDGES DETAILS

Rank	Name	NOC Code	Total Segment Score	Total Element Score	Program Score (factorized)	Total Component Score	Total Deductions
			=	+		+	-
5	Shizuka ARAKAWA	JPN	59.95	31.86		28.09	0.00

# Executed Elements	Base Value	GOE	The Judges Panel (in random order)												Scores of Panel	
1 3Lz+2Lo	7.5	0.57	0	0	-1	1	1	0	0	1	1	1	1	1	0	8.07
2 3F	5.5	-1.86	-3	-1	-2	1	-2	-2	-2	-2	-2	-2	-1	-2	3.64	
3 FCSp2	2.3	0.14	0	0	1	0	0	0	0	1	0	1	1	1	2.44	
4 SpSt3	3.4	1.14	1	1	1	1	2	2	1	1	0	1	1	1	4.54	
5 2A	3.3	0.71	1	1	0	1	1	0	0	1	1	1	1	1	4.01	
6 LSp2	1.6	0.50	1	1	2	1	1	1	1	1	1	1	1	0	2.10	
7 SeSt2	3.1	0.36	1	1	1	1	1	1	0	1	0	1	0	0	3.46	
8 CCoSp3	3.5	0.10	0	0	0	-1	1	0	-1	0	0	1	1	-1	3.60	
30.2												31.86				

Program Components

Factor

Skating Skills	0.80	7.50	7.25	6.50	7.25	7.25	7.25	6.50	7.25	7.50	7.50	7.50	7.00	7.25
Transition / Linking Footwork	0.80	6.50	6.75	6.25	7.00	7.00	6.50	6.00	7.00	6.75	7.25	6.75	6.75	6.75
Performance / Execution	0.80	7.00	7.00	6.75	7.25	7.00	7.00	6.00	7.00	7.00	7.25	7.50	7.00	7.04
Choreography / Composition	0.80	7.00	6.75	7.00	7.25	7.25	6.75	5.75	7.25	7.00	7.50	7.25	7.00	7.07
Interpretation	0.80	6.75	7.00	7.00	7.25	7.00	6.75	6.00	7.00	7.00	7.50	7.25	7.00	7.00
Judges Total Program Component Score (factorized)														28.09

Deductions:

Time Violation:	0.00	Music Violation:	0.00	Illegal Element:	0.00
Costume & Prop violation:	0.00	Fall:	0.00		0.00

Rank	Name	NOC Code	Total Segment Score	Total Element Score	Program Score (factorized)	Total Component Score	Total Deductions
			=	+		+	-
6	Elena SOKOLOVA	RUS	59.63	30.86		28.77	0.00

# Executed Elements	Base Value	GOE	The Judges Panel (in random order)												Scores of Panel
1 3Lz+2T	7.3	0.00	0	1	0	0	1	0	0	1	0	0	0	1	7.30
2 3F	5.5	-0.86	-3	1	1	-2	0	0	-2	-2	-1	-1	0	0	4.64
3 FCSp2	2.3	0.21	1	0	0	0	1	1	0	1	0	1	0	0	2.51
4 SpSt3	3.4	0.29	0	0	0	0	1	1	0	1	0	1	0	1	3.69
5 2A	3.3	0.71	0	0	1	0	2	1	0	0	1	1	1	1	4.01
6 LSp2	1.6	0.36	0	0	1	0	1	1	1	1	0	1	1	0	1.96
7 CiSt2	3.1	0.29	0	0	1	0	1	1	0	1	1	0	1	0	3.39
8 CCoSp2	3.0	0.36	0	0	1	1	1	1	1	1	0	1	0	1	3.36
29.5												30.86			

Program Components

Factor

Skating Skills	0.80	7.00	7.00	7.00	7.50	7.50	7.50	8.00	7.50	7.00	7.25	7.50	7.50	7.32
Transition / Linking Footwork	0.80	6.50	6.75	6.25	7.00	7.25	7.25	7.50	7.25	6.50	7.00	7.00	7.25	6.93
Performance / Execution	0.80	7.00	7.25	7.00	7.00	7.25	7.50	7.75	7.50	7.00	7.25	7.50	7.25	7.21
Choreography / Composition	0.80	7.00	7.00	6.50	7.25	7.50	7.50	7.75	7.50	6.75	7.50	7.25	7.50	7.25
Interpretation	0.80	7.00	7.00	7.00	7.25	7.25	7.50	7.75	7.50	7.00	7.50	7.25	7.50	7.25
Judges Total Program Component Score (factorized)														28.77

Deductions:

Time Violation:	0.00	Music Violation:	0.00	Illegal Element:	0.00
Costume & Prop violation:	0.00	Fall:	0.00		0.00

Official ISU Sponsors





World Figure Skating Championships® 2005

March 13th – 20th

Moscow / Russia



LADIES SHORT PROGRAM JUDGES DETAILS

Rank	Name	NOC Code	Total Segment Score	Total Element Score	Program Score (factorized)	Total Component Score	Total Deductions
			=	+		+	-
7	Miki ANDO	JPN	59.30	32.59		26.71	0.00

# Executed Elements	Base Value	GOE	The Judges Panel (in random order)											Scores of Panel	
1 3Lz+3Lo	11.0	0.43	1	0	1	0	0	0	0	0	0	1	1	0	11.43
2 3F	5.5	0.29	-2	0	1	0	1	0	0	-1	0	0	1	1	5.79
3 LSo2	1.6	0.07	0	0	0	1	0	0	-1	0	0	0	1	0	1.67
4 CCoSp1	2.5	0.00	0	0	0	0	0	0	0	0	0	0	0	-1	2.50
5 2A	3.3	-0.30	0	0	-1	-1	-1	-1	0	-1	0	0	0	0	3.00
6 SpSt2	3.1	0.00	0	0	0	0	0	0	0	0	0	1	0	0	3.10
7 SlSt2	3.1	0.00	0	0	0	0	0	0	0	0	0	0	0	0	3.10
8 FCSp1	2.0	0.00	-1	0	0	0	1	0	0	0	0	0	0	0	2.00
		32.1												32.59	

Program Components

Factor

Skating Skills	0.80	7.00	6.50	7.00	7.25	6.50	6.50	7.25	6.75	7.00	7.25	6.75	7.00	6.96
Transition / Linking Footwork	0.80	6.50	6.00	6.25	7.00	6.25	6.25	6.50	6.50	6.50	6.75	6.25	6.75	6.43
Performance / Execution	0.80	6.75	6.25	6.75	7.00	6.50	6.50	7.00	6.75	6.75	7.25	6.50	6.75	6.75
Choreography / Composition	0.80	6.75	6.25	6.25	7.00	6.50	6.25	6.75	6.50	6.75	7.25	6.25	7.00	6.61
Interpretation	0.80	6.50	6.50	6.75	7.00	6.00	6.25	7.00	6.50	6.75	7.25	6.25	7.00	6.64
Judges Total Program Component Score (factorized)														26.71

Deductions:

Time Violation:	0.00	Music Violation:	0.00	Illegal Element:	0.00
Costume & Prop violation:	0.00	Fall:	0.00		0.00

Rank	Name	NOC Code	Total Segment Score	Total Element Score	Program Score (factorized)	Total Component Score	Total Deductions
			=	+		+	-
8	Susanna POYKIO	FIN	56.99	30.85		26.14	0.00

# Executed Elements	Base Value	GOE	The Judges Panel (in random order)											Scores of Panel	
1 3F	5.5	0.57	1	0	1	1	1	0	0	1	0	1	0	1	6.07
2 3Lz+2T	7.3	0.29	0	1	0	1	1	0	0	0	0	1	0	0	7.59
3 SpSt2	3.1	0.36	1	1	0	1	1	1	0	1	0	1	1	1	3.46
4 FSSp2	2.3	0.00	0	0	0	0	1	0	0	0	-1	0	0	-1	2.30
5 2A	3.3	0.57	0	0	1	1	1	0	0	0	0	1	1	0	3.87
6 LSo2	1.6	0.36	1	1	1	1	1	0	0	1	0	1	1	1	1.96
7 SlSt2	3.1	0.00	0	0	0	0	0	1	0	0	0	0	0	0	3.10
8 CCoSp1	2.5	0.00	0	1	1	0	0	0	0	1	0	0	0	0	2.50
		28.7												30.85	

Program Components

Factor

Skating Skills	0.80	7.75	6.75	6.75	6.50	6.75	6.50	6.75	6.75	6.50	7.00	6.25	7.00	6.68
Transition / Linking Footwork	0.80	6.75	6.50	6.25	6.00	6.25	6.00	6.25	6.25	6.00	7.00	6.25	7.00	6.25
Performance / Execution	0.80	7.25	6.50	7.00	6.50	6.75	6.50	6.50	6.75	6.25	7.25	6.50	6.75	6.71
Choreography / Composition	0.80	6.75	6.25	6.75	6.25	6.50	6.25	6.50	6.50	6.25	7.25	6.25	7.00	6.46
Interpretation	0.80	6.75	6.50	7.00	6.25	6.75	6.50	6.50	6.50	6.25	7.25	6.25	7.00	6.57
Judges Total Program Component Score (factorized)														26.14

Deductions:

Time Violation:	0.00	Music Violation:	0.00	Illegal Element:	0.00
Costume & Prop violation:	0.00	Fall:	0.00		0.00

Official ISU Sponsors





World Figure Skating Championships® 2005

March 13th – 20th

Moscow / Russia



LADIES SHORT PROGRAM JUDGES DETAILS

Rank	Name	NOC Code	Total Segment Score	Total Element Score	Program Score (factorized)	Total Component Score	Total Deductions
			=	+		+	-
9	Joannie ROCHETTE	CAN	56.40	30.72		25.68	0.00

# Executed Elements	Base Value	GOE	The Judges Panel (in random order)											Scores of Panel			
1	2A	3.3	0.71	0	1	1	1	1	0	1	1	1	0	1	1	0	4.01
2	3Lz+2T	7.3	0.00	0	0	0	0	0	0	0	0	0	0	0	0	0	7.30
3	3F	5.5	0.29	0	0	1	0	1	0	0	1	0	1	0	0	5.79	
4	FCSp2	2.3	0.14	0	0	1	0	1	0	0	0	1	0	0	0	2.44	
5	LSp1	1.2	0.29	1	1	0	1	1	0	1	1	1	0	0	1	1.49	
6	SISt2	3.1	0.07	0	0	-1	0	1	0	0	0	0	1	0	0	3.17	
7	SpSt2	3.1	0.21	0	0	0	1	1	0	1	0	0	1	-1	0	3.31	
8	CCoSp2	3.0	0.21	0	0	1	0	1	0	1	0	0	1	0	0	3.21	
			28.8												30.72		

Program Components

Factor

Skating Skills	0.80	6.50	6.75	6.50	6.50	6.75	6.25	7.00	6.75	6.25	6.75	6.50	6.75	6.54
Transition / Linking Footwork	0.80	6.00	6.50	6.00	6.00	6.50	5.75	6.75	6.50	6.00	6.50	6.25	6.50	6.18
Performance / Execution	0.80	6.25	6.50	6.75	6.25	6.50	6.00	6.75	6.75	6.25	6.75	6.50	6.50	6.46
Choreography / Composition	0.80	6.25	6.25	6.50	6.25	6.75	6.00	6.50	6.75	6.25	6.75	6.25	6.75	6.39
Interpretation	0.80	6.25	6.50	6.75	6.50	6.75	6.25	6.75	6.75	6.25	7.00	6.50	6.50	6.54
Judges Total Program Component Score (factorized)														25.68

Deductions:

Time Violation:	0.00	Music Violation:	0.00	Illegal Element:	0.00
Costume & Prop violation:	0.00	Fall:	0.00		0.00

Rank	Name	NOC Code	Total Segment Score	Total Element Score	Program Score (factorized)	Total Component Score	Total Deductions
			=	+		+	-
10	Fumie SUGURI	JPN	56.28	28.42		28.86	1.00

# Executed Elements	Base Value	GOE	The Judges Panel (in random order)											Scores of Panel		
1	3Lz+COMBO	6.0	-3.00	-3	-3	-3	-3	-3	-3	-3	-3	-3	-3	-3	-3	3.00
2	3F	5.5	0.86	1	1	1	1	1	0	0	1	1	2	1	1	6.36
3	LSp2	1.6	0.50	1	1	1	1	1	1	0	1	1	1	1	1	2.10
4	SpSt3	3.4	0.86	1	0	1	1	1	1	0	0	0	1	1	0	4.26
5	2A	3.3	0.29	0	0	0	0	1	1	0	0	0	1	0	0	3.59
6	FSSp2	2.3	0.14	1	1	0	0	1	0	0	0	0	1	0	0	2.44
7	SeSt2	3.1	0.36	1	1	1	1	2	0	0	1	0	1	1	0	3.46
8	CCoSp2	3.0	0.21	1	0	0	1	1	0	0	1	0	2	0	0	3.21
			28.2												28.42	

Program Components

Factor

Skating Skills	0.80	7.75	7.75	7.00	7.50	7.25	7.25	7.25	7.00	7.25	7.50	7.50	7.50	7.36
Transition / Linking Footwork	0.80	7.00	7.50	6.75	7.25	6.75	7.00	6.75	7.25	7.00	7.25	7.25	7.25	7.00
Performance / Execution	0.80	7.25	7.75	7.25	7.25	7.00	7.25	7.25	7.25	7.00	7.50	7.25	7.25	7.21
Choreography / Composition	0.80	7.50	7.50	7.00	7.25	7.25	7.00	7.25	7.50	7.00	7.50	7.50	7.50	7.25
Interpretation	0.80	7.25	7.75	7.25	7.25	7.25	7.25	7.25	7.50	7.25	7.75	7.25	7.25	7.25
Judges Total Program Component Score (factorized)														28.86

Deductions:

Time Violation:	0.00	Music Violation:	0.00	Illegal Element:	0.00
Costume & Prop violation:	0.00	Fall:	-1.00		-1.00

Official ISU Sponsors





World Figure Skating Championships® 2005

March 13th – 20th

Moscow / Russia



LADIES SHORT PROGRAM JUDGES DETAILS

Rank	Name	NOC Code	Total Segment Score	Total Element Score	Program Score (factorized)	Total Component Score	Total Deductions
			=	+		+	-
11	Elena LIASHENKO	UKR	55.19	29.16		26.03	0.00

# Executed Elements	Base Value	GOE	The Judges Panel (in random order)												Scores of Panel	
1 3Lz+2T	7.3	0.57	1	1	1	1	2	1	0	0	0	0	0	0	0	7.87
2 3F	5.5	-1.14	-2	-1	0	-1	-1	0	-2	0	-1	-1	-2	-1	4.36	
3 FCSp2	2.3	0.14	0	0	1	0	1	0	0	0	1	0	0	1	2.44	
4 SpSt3	3.4	0.14	0	0	0	1	1	0	0	1	0	0	0	1	3.54	
5 2A	3.3	0.14	0	0	0	0	1	1	0	0	0	0	0	0	3.44	
6 LSp1	1.2	0.21	0	0	1	1	1	0	1	1	0	0	0	0	1.41	
7 SiSt2	3.1	0.50	1	1	1	1	1	1	0	1	1	1	1	0	3.60	
8 CCoSp1	2.5	0.00	0	1	0	0	0	0	0	0	0	0	0	-1	2.50	
		28.6													29.16	

Program Components

Program Components	Factor													
Skating Skills	0.80	7.00	6.50	6.75	6.50	7.25	6.75	6.50	6.50	6.75	6.25	6.25	6.75	6.64
Transition / Linking Footwork	0.80	6.50	6.25	6.50	6.25	6.75	6.25	6.00	6.25	6.25	6.00	6.25	6.25	6.29
Performance / Execution	0.80	6.50	6.50	7.00	6.25	7.00	6.50	6.25	6.50	6.50	6.25	6.25	6.75	6.46
Choreography / Composition	0.80	6.50	6.25	6.75	6.50	7.50	6.25	5.75	6.50	6.75	6.50	6.50	6.50	6.54
Interpretation	0.80	6.50	6.50	6.75	6.50	7.25	6.75	5.75	6.50	6.75	6.50	6.50	6.75	6.61
Judges Total Program Component Score (factorized)														26.03

Deductions:	Time Violation:	0.00	Music Violation:	0.00	Illegal Element:	0.00
Costume & Prop violation:	0.00		Fall:	0.00		0.00

Rank	Name	NOC Code	Total Segment Score	Total Element Score	Program Score (factorized)	Total Component Score	Total Deductions
			=	+		+	-
12	Julia SEBESTYEN	HUN	52.49	27.23		26.26	1.00

# Executed Elements	Base Value	GOE	The Judges Panel (in random order)												Scores of Panel
1 3F	5.5	1.43	2	1	2	1	1	2	0	1	1	2	1	1	6.93
2 3Lz+COMBO	6.0	-3.00	-3	-3	-3	-3	-3	-3	-3	-3	-3	-3	-3	-3	3.00
3 FCSp2	2.3	0.21	0	1	1	1	0	1	0	0	1	0	0	0	2.51
4 SpSt3	3.4	0.43	1	1	0	0	1	1	0	1	0	1	0	1	3.83
5 2A	3.3	0.57	0	0	1	1	1	0	0	0	0	1	1	0	3.87
6 LSp2	1.6	0.21	1	1	1	0	1	0	0	0	-1	0	1	0	1.81
7 CiSt1	2.0	0.07	1	1	1	0	0	0	0	0	0	0	0	0	2.07
8 CCoSp2	3.0	0.21	1	1	1	-1	0	0	1	1	0	1	0	1	3.21
		27.1													27.23

Program Components

Program Components	Factor													
Skating Skills	0.80	7.00	6.50	6.75	6.50	6.50	6.75	7.75	6.75	6.50	7.25	6.75	7.25	6.79
Transition / Linking Footwork	0.80	6.75	6.25	6.00	6.25	6.25	6.25	7.50	6.50	6.00	7.00	6.00	7.00	6.36
Performance / Execution	0.80	6.50	6.50	6.50	6.25	6.50	6.25	7.75	6.50	6.50	7.00	6.50	7.00	6.54
Choreography / Composition	0.80	6.75	6.25	6.25	6.25	6.50	6.25	7.75	6.25	6.25	7.25	6.25	7.25	6.50
Interpretation	0.80	7.00	6.25	6.50	6.25	6.50	6.50	7.75	6.50	6.50	7.25	6.25	7.25	6.64
Judges Total Program Component Score (factorized)														26.26

Deductions:	Time Violation:	0.00	Music Violation:	0.00	Illegal Element:	0.00
Costume & Prop violation:	0.00		Fall:	-1.00		-1.00

Official ISU Sponsors





World Figure Skating Championships® 2005

March 13th – 20th

Moscow / Russia



LADIES SHORT PROGRAM JUDGES DETAILS

Rank	Name	NOC Code	Total Segment Score	Total Element Score	Program Score (factorized)	Total Component Score	Total Deductions
			=	+		+	-
13	Idora HEGEL	CRO	48.42	26.47		21.95	0.00

# Executed Elements	Base Value	GOE	The Judges Panel (in random order)											Scores of Panel				
1	3Lz+2T	7.3	0.00	0	0	0	0	0	0	0	0	0	0	0	0	0	0	7.30
2	3F	5.5	-2.00	-2	-2	-2	-2	-2	-2	-2	-2	-2	-2	-2	-2	-2	-2	3.50
3	CCoSp1	2.5	0.00	0	0	0	-1	0	0	0	0	0	1	0	0	0	2.50	
4	SpSt2	3.1	-0.10	0	0	0	-1	-1	0	1	0	0	0	0	0	0	3.00	
5	2A	3.3	0.43	0	0	1	0	1	0	0	0	0	1	1	0	0	3.73	
6	LSp1	1.2	0.07	1	1	0	0	0	0	1	0	0	0	0	1	0	1.27	
7	CiSt2	3.1	0.07	1	1	1	0	0	0	0	0	0	0	0	0	0	3.17	
8	FCSp1	2.0	0.00	0	0	0	0	1	0	0	1	0	0	0	0	0	2.00	
		28.0													26.47			

Program Components

Program Components	Factor	The Judges Panel (in random order)											Scores of Panel	
Skating Skills	0.80	5.75	5.50	5.00	5.50	5.25	5.75	6.00	5.75	5.50	6.00	5.50	5.75	5.61
Transition / Linking Footwork	0.80	5.50	5.25	4.75	5.00	5.50	5.50	5.50	5.50	5.00	5.50	5.25	5.75	5.32
Performance / Execution	0.80	5.75	5.25	5.00	5.25	5.25	5.75	5.75	5.75	5.25	6.00	5.50	5.50	5.50
Choreography / Composition	0.80	5.75	5.50	5.00	5.25	5.50	5.50	5.50	5.75	5.25	6.00	5.50	5.75	5.46
Interpretation	0.80	6.00	5.25	5.25	5.25	5.50	5.75	5.75	5.75	5.25	6.00	5.25	5.75	5.54
Judges Total Program Component Score (factorized)													21.95	

Deductions:	Time Violation:	0.00	Music Violation:	0.00	Illegal Element:	0.00
	Costume & Prop violation:	0.00	Fall:	0.00		0.00

Rank	Name	NOC Code	Total Segment Score	Total Element Score	Program Score (factorized)	Total Component Score	Total Deductions
			=	+		+	-
14	Annette DYTRT	GER	47.93	25.57		23.36	1.00

# Executed Elements	Base Value	GOE	The Judges Panel (in random order)											Scores of Panel			
1	3Lz+COMBO	6.0	-3.00	-3	-3	-3	-3	-3	-3	-3	-3	-3	-3	-3	-3	-3	3.00
2	3F	5.5	0.29	0	0	1	0	1	0	0	0	0	1	0	0	0	5.79
3	FCSp1	2.0	0.14	0	0	1	0	1	0	1	1	0	-1	0	0	0	2.14
4	SpSt2	3.1	0.14	0	0	0	0	1	1	1	0	0	0	0	0	0	3.24
5	2A	3.3	0.43	0	0	1	0	1	0	0	1	0	1	1	0	0	3.73
6	LSp2	1.6	0.27	1	0	2	1	1	1	-1	0	-1	-1	1	0	0	1.87
7	CiSt2	3.1	0.29	0	0	1	1	1	1	0	1	0	0	1	0	0	3.39
8	CCoSp1	2.5	-0.09	-1	0	0	1	0	0	-1	0	0	-1	0	-1	0	2.41
		27.1													25.57		

Program Components

Program Components	Factor	The Judges Panel (in random order)											Scores of Panel	
Skating Skills	0.80	5.50	6.50	5.75	6.00	6.00	6.00	6.25	5.75	6.00	5.75	6.25	6.50	5.96
Transition / Linking Footwork	0.80	5.50	5.50	5.25	5.75	5.50	5.50	5.50	5.75	5.50	5.50	6.00	6.50	5.54
Performance / Execution	0.80	5.75	5.75	6.00	6.00	6.00	5.75	6.00	6.00	5.75	5.75	6.00	6.25	5.89
Choreography / Composition	0.80	5.50	5.50	5.75	6.00	6.25	6.00	5.50	6.00	5.75	6.00	6.25	6.50	5.89
Interpretation	0.80	5.75	5.75	6.00	6.25	5.75	6.00	5.50	6.00	5.75	6.00	6.50	6.50	5.93
Judges Total Program Component Score (factorized)													23.36	

Deductions:	Time Violation:	0.00	Music Violation:	0.00	Illegal Element:	0.00
	Costume & Prop violation:	0.00	Fall:	-1.00		-1.00

Official ISU Sponsors





World Figure Skating Championships® 2005

March 13th – 20th

Moscow / Russia



LADIES SHORT PROGRAM JUDGES DETAILS

Rank	Name	NOC Code	Total Segment Score	Total Element Score	Program Score (factorized)	Total Component Score	Total Deductions
			=	+		+	-
15	Joanne CARTER	AUS	47.37	26.08		21.29	0.00

# Executed Elements	Base Value	GOE	The Judges Panel (in random order)											Scores of Panel			
1	3Lz+2T	7.3	-1.00	-1	-2	-1	-1	-1	-1	-1	-1	-1	-1	-1	-1	-1	6.30
2	3F	5.5	-2.14	-3	-3	-3	-2	-2	-2	-2	-2	-2	-2	-2	-2	-2	3.36
3	LSp1	1.2	0.21	0	0	0	1	0	0	1	0	0	1	1	0	1.41	
4	SpSt3	3.4	0.00	0	0	0	1	0	0	0	0	0	0	0	1	3.40	
5	2A	3.3	0.57	1	0	1	0	1	1	0	0	0	1	0	0	3.87	
6	CCoSp1	2.5	0.07	0	0	0	1	0	0	1	0	0	0	0	0	2.57	
7	SIS2	3.1	0.00	0	0	0	0	0	0	0	0	0	0	0	0	3.10	
8	FCSp1	2.0	0.07	1	1	1	0	0	0	0	0	0	0	0	0	2.07	
		28.3														26.08	

Program Components

Program Components	Factor	The Judges Panel (in random order)											Scores of Panel			
Skating Skills	0.80	5.50	5.75	5.00	5.50	4.75	5.50	6.00	5.00	5.50	6.00	5.50	5.75	5.50	5.50	5.50
Transition / Linking Footwork	0.80	5.25	5.75	5.00	5.25	5.00	4.75	5.75	4.75	5.00	5.50	5.00	5.50	5.50	5.14	5.14
Performance / Execution	0.80	5.25	5.50	5.25	5.50	5.00	5.25	5.75	4.75	5.25	5.75	5.25	5.50	5.50	5.36	5.36
Choreography / Composition	0.80	5.25	5.50	4.75	5.25	5.00	5.00	6.00	4.75	5.25	6.00	5.25	5.50	5.29	5.29	
Interpretation	0.80	5.25	5.75	5.25	5.50	5.00	5.00	5.75	4.75	5.25	6.00	5.25	5.50	5.32	5.32	
Judges Total Program Component Score (factorized)																21.29

Deductions:	Time Violation:	0.00	Music Violation:	0.00	Illegal Element:	0.00
	Costume & Prop violation:	0.00	Fall:	0.00		0.00

Rank	Name	NOC Code	Total Segment Score	Total Element Score	Program Score (factorized)	Total Component Score	Total Deductions
			=	+		+	-
16	Jenna McCORKELL	GBR	47.02	25.90		21.12	0.00

# Executed Elements	Base Value	GOE	The Judges Panel (in random order)											Scores of Panel		
1	3Lz+2T	7.3	-0.14	0	-1	0	-1	0	0	-1	0	0	0	0	-1	7.16
2	3Lo	5.0	-0.14	0	0	-1	0	0	-1	0	0	0	1	0	0	4.86
3	FCSp1	2.0	0.07	0	0	0	1	0	0	0	1	0	1	0	-1	2.07
4	SpSt2	3.1	0.07	0	0	0	1	1	0	0	0	0	0	0	0	3.17
5	2A	3.3	-0.50	-1	-1	-1	0	-1	0	-1	-1	0	-1	-1	-1	2.80
6	LSp1	1.2	0.07	0	0	0	1	0	0	1	0	0	0	0	1	1.27
7	SIS1	2.0	0.00	0	0	0	0	0	0	0	0	0	0	0	0	2.00
8	CCoSp1	2.5	0.07	1	0	0	0	1	0	0	0	0	0	0	0	2.57
		26.4														25.90

Program Components

Program Components	Factor	The Judges Panel (in random order)											Scores of Panel			
Skating Skills	0.80	5.25	5.50	4.50	5.25	5.00	5.75	5.50	5.25	5.25	5.50	5.50	5.25	5.32	5.32	
Transition / Linking Footwork	0.80	5.00	5.00	4.25	5.00	5.00	5.25	5.25	5.00	4.75	5.25	5.25	5.00	5.07	5.07	
Performance / Execution	0.80	5.50	5.00	4.75	5.25	5.25	5.25	5.75	5.25	5.00	5.50	5.75	5.25	5.36	5.36	
Choreography / Composition	0.80	5.00	5.00	4.50	5.00	5.25	5.50	5.50	5.00	5.00	5.50	5.50	5.25	5.25	5.25	
Interpretation	0.80	5.25	5.25	5.00	5.25	5.25	5.50	5.75	5.00	5.25	5.75	5.50	5.00	5.39	5.39	
Judges Total Program Component Score (factorized)																21.12

Deductions:	Time Violation:	0.00	Music Violation:	0.00	Illegal Element:	0.00
	Costume & Prop violation:	0.00	Fall:	0.00		0.00

Official ISU Sponsors





World Figure Skating Championships® 2005

March 13th – 20th

Moscow / Russia



LADIES SHORT PROGRAM JUDGES DETAILS

Rank	Name	NOC Code	Total Segment Score	Total Element Score	Program Score (factorized)	Total Component Score	Total Deductions
			=	+		+	-
17	Viktoria PAVUK	HUN	46.38	26.27		20.11	0.00

# Executed Elements	Base Value	GOE	The Judges Panel (in random order)												Scores of Panel		
1	3Lz+2T	7.3	-0.43	-1	-1	0	0	-1	0	0	-1	0	-1	0	-1	-1	6.87
2	3F	5.5	-0.57	-2	-1	0	0	-1	0	-1	-1	-1	0	-1	0	4.93	
3	FCSp1	2.0	0.00	-1	0	1	0	0	0	0	0	0	0	0	0	2.00	
4	SpSt2	3.1	0.09	-2	0	1	1	1	1	1	0	0	0	-2	0	3.19	
5	2A	3.3	0.14	0	0	1	0	1	0	0	0	0	0	0	0	3.44	
6	LSp1	1.2	0.00	0	0	0	0	0	0	1	0	0	-1	0	0	1.20	
7	SiSt1	2.0	0.07	0	0	1	1	0	0	0	0	0	0	0	0	2.07	
8	CCoSp1	2.5	0.07	0	1	0	0	0	0	1	0	0	1	0	0	2.57	
		26.9														26.27	

Program Components

Factor

Skating Skills	0.80	5.00	5.25	5.25	5.00	4.75	5.50	5.25	5.00	5.00	5.25	5.00	5.25	5.11
Transition / Linking Footwork	0.80	5.00	4.50	4.75	4.75	5.00	5.00	5.00	5.00	4.75	5.00	4.50	5.00	4.89
Performance / Execution	0.80	5.50	5.00	5.25	4.50	5.00	5.50	5.50	5.00	5.00	5.00	4.75	5.00	5.14
Choreography / Composition	0.80	5.00	4.75	5.00	4.50	5.25	5.25	5.25	4.75	4.75	5.25	4.50	5.25	5.00
Interpretation	0.80	5.25	5.00	5.50	4.50	4.50	5.25	5.25	4.75	5.00	5.25	4.50	5.00	5.00
Judges Total Program Component Score (factorized)														20.11

Deductions:

Time Violation:	0.00	Music Violation:	0.00	Illegal Element:	0.00
Costume & Prop violation:	0.00	Fall:	0.00		0.00

Rank	Name	NOC Code	Total Segment Score	Total Element Score	Program Score (factorized)	Total Component Score	Total Deductions
			=	+		+	-
18	Jennifer KIRK	USA	46.26	23.98		23.28	1.00

# Executed Elements	Base Value	GOE	The Judges Panel (in random order)												Scores of Panel	
1	3Lz+2T	7.3	-0.43	0	0	-1	0	-1	0	0	0	0	-1	-1	0	6.87
2	3F	5.5	-3.00	-3	-3	-3	-3	-3	-3	-3	-3	-3	-3	-3	-3	2.50
3	LSp1	1.2	0.29	1	1	1	1	1	0	0	0	1	0	0	0	1.49
4	SpSt2	3.1	0.07	0	1	0	1	0	0	0	0	0	1	0	0	3.17
5	2A	3.3	0.14	0	0	0	1	0	0	0	0	0	1	0	0	3.44
6	FCSp1	2.0	-0.13	-1	0	1	0	-1	0	-1	0	0	-1	0	0	1.87
7	SeSt1	2.0	0.07	0	0	0	1	0	0	0	0	1	0	0	0	2.07
8	CCoSp1	2.5	0.07	0	0	0	1	0	0	1	0	0	0	0	0	2.57
		26.9														23.98

Program Components

Factor

Skating Skills	0.80	6.00	6.25	4.75	6.25	5.50	6.25	5.75	5.75	6.00	6.00	5.75	6.50	5.89
Transition / Linking Footwork	0.80	5.25	6.00	5.00	6.00	5.25	5.75	5.25	5.25	5.75	5.75	5.50	6.00	5.50
Performance / Execution	0.80	5.75	6.25	6.00	6.25	5.75	6.50	5.50	5.50	5.75	6.00	5.50	6.25	5.86
Choreography / Composition	0.80	6.00	6.00	5.75	6.25	5.50	6.25	5.50	5.25	6.00	6.00	6.00	6.25	5.93
Interpretation	0.80	5.75	6.25	6.25	6.50	5.50	6.25	5.50	5.50	6.00	6.00	5.75	6.00	5.93
Judges Total Program Component Score (factorized)														23.28

Deductions:

Time Violation:	0.00	Music Violation:	0.00	Illegal Element:	0.00
Costume & Prop violation:	0.00	Fall:	-1.00		-1.00

Official ISU Sponsors





World Figure Skating Championships® 2005

March 13th – 20th

Moscow / Russia



LADIES SHORT PROGRAM JUDGES DETAILS

Rank	Name	NOC Code	Total Segment Score	Total Element Score	Program Score (factorized)	Total Component Score	Total Deductions
			=	+		+	-
19	Lina JOHANSSON	SWE	44.51	23.72		20.79	0.00

# Executed Elements	Base Value	GOE	The Judges Panel (in random order)											Scores of Panel		
1	3F+2T	6.8	0.00	0	0	0	0	0	0	0	-1	0	0	0	0	6.80
2	3T	4.0	0.00	0	0	0	0	0	0	0	0	0	0	0	0	4.00
3	1A	0.8	-0.50	-3	-3	-3	-3	-3	-3	-3	-3	-3	-3	-3	-3	0.30
4	FCSp1	2.0	0.07	1	0	0	0	0	0	1	0	0	0	0	0	2.07
5	CiSt1	2.0	0.14	0	0	1	0	1	0	0	0	0	1	0	0	2.14
6	LSp2	1.6	0.64	1	1	2	1	2	2	1	0	0	1	1	1	2.24
7	SpSt2	3.1	0.21	1	0	0	0	2	1	0	1	0	1	0	1	3.31
8	CCoSp1	2.5	0.36	0	0	1	0	1	1	1	0	0	1	1	0	2.86
		22.8														23.72

Program Components

Program Components	Factor	The Judges Panel (in random order)											Scores of Panel	
Skating Skills	0.80	5.75	5.00	4.50	5.25	6.00	5.50	5.50	4.75	5.00	5.75	5.00	5.50	5.39
Transition / Linking Footwork	0.80	5.00	4.50	4.00	5.00	5.50	5.00	5.25	5.00	4.75	5.50	4.75	5.75	5.04
Performance / Execution	0.80	5.25	4.75	4.50	5.00	5.75	5.00	5.50	4.75	5.00	5.75	5.00	5.75	5.21
Choreography / Composition	0.80	5.00	4.50	4.50	5.25	5.75	5.00	5.50	4.75	4.75	5.75	4.75	5.50	5.14
Interpretation	0.80	5.25	4.75	4.50	5.25	5.50	5.25	5.50	4.75	5.00	5.75	4.75	5.50	5.21
Judges Total Program Component Score (factorized)														20.79

Deductions:	Time Violation:	0.00	Music Violation:	0.00	Illegal Element:	0.00
	Costume & Prop violation:	0.00	Fall:	0.00		0.00

Rank	Name	NOC Code	Total Segment Score	Total Element Score	Program Score (factorized)	Total Component Score	Total Deductions
			=	+		+	-
20	Sarah MEIER	SUI	44.35	24.09		22.26	2.00

# Executed Elements	Base Value	GOE	The Judges Panel (in random order)											Scores of Panel		
1	3Lz+2T	7.3	0.00	0	0	0	0	0	0	0	0	0	-1	0	0	7.30
2	2F	1.7	-1.00	-3	-3	-3	-3	-3	-3	-3	-3	-3	-3	-3	-3	0.70
3	LSp2	1.6	0.36	0	0	2	1	0	0	1	0	1	1	1	0	1.96
4	SpSt3	3.4	0.00	0	0	0	0	0	0	0	1	0	1	0	0	3.40
5	2A	3.3	0.14	0	0	0	0	1	0	0	0	0	1	0	0	3.44
6	FCSp1	2.0	0.00	0	0	0	0	0	0	0	0	0	0	0	0	2.00
7	CiSt1	2.0	0.00	0	0	0	0	0	0	0	0	0	0	0	0	2.00
8	CCoSp2	3.0	0.29	1	0	0	1	0	0	1	1	1	2	0	0	3.29
		24.3														24.09

Program Components

Program Components	Factor	The Judges Panel (in random order)											Scores of Panel	
Skating Skills	0.80	5.75	5.50	5.00	5.50	5.50	5.75	6.00	6.00	6.00	6.25	5.75	6.00	5.75
Transition / Linking Footwork	0.80	5.00	5.25	4.50	5.25	5.25	5.75	5.50	5.75	5.50	5.75	5.50	5.75	5.39
Performance / Execution	0.80	5.50	5.25	5.25	5.50	5.00	5.75	5.75	5.75	5.50	6.00	5.50	6.00	5.54
Choreography / Composition	0.80	5.50	5.25	5.00	5.50	5.25	5.50	5.75	6.00	5.75	6.00	5.75	5.75	5.57
Interpretation	0.80	5.50	5.50	5.50	5.50	5.25	5.75	5.50	5.75	5.75	6.25	5.50	5.75	5.57
Judges Total Program Component Score (factorized)														22.26

Deductions:	Time Violation:	-1.00	Music Violation:	0.00	Illegal Element:	0.00
	Costume & Prop violation:	0.00	Fall:	-1.00		-2.00

Official ISU Sponsors





World Figure Skating Championships® 2005

March 13th – 20th

Moscow / Russia



LADIES SHORT PROGRAM JUDGES DETAILS

Rank	Name	NOC Code	Total Segment Score	Total Element Score	Program Score (factorized)	Total Component Score	Total Deductions
			=	+		+	-
21	Candice DIDIER	FRA	43.57	24.22		19.35	0.00

# Executed Elements	Base Value	GOE	The Judges Panel (in random order)											Scores of Panel	
1 2A	3.3	0.14	0	0	1	0	0	0	0	0	1	0	0	0	3.44
2 3Lo+2T	6.3	-1.14	-1	-1	-1	-2	-1	-1	-1	-1	-1	-1	-2	-1	5.16
3 3T	4.0	0.29	1	0	-1	0	1	0	0	1	0	1	0	0	4.29
4 LSo1	1.2	0.00	0	0	0	0	0	0	-1	0	0	0	0	-1	1.20
5 FCSp1	2.0	-0.13	-1	0	1	-1	0	0	0	-1	0	-1	-1	0	1.87
6 S1St1	2.0	0.00	0	0	0	0	-1	0	0	0	0	0	0	0	2.00
7 SpSt3	3.4	0.29	1	0	0	0	1	0	-2	0	0	1	0	1	3.69
8 CCoSp1	2.5	0.07	0	0	0	1	0	0	0	0	0	1	0	0	2.57
		24.7												24.22	

Program Components

Program Components	Factor	The Judges Panel (in random order)											Scores of Panel	
Skating Skills	0.80	5.50	5.25	4.75	4.75	5.00	5.25	4.75	5.00	5.00	5.50	5.00	5.50	5.04
Transition / Linking Footwork	0.80	5.00	5.00	4.25	4.50	4.50	4.75	4.50	4.75	4.50	5.25	4.75	5.25	4.64
Performance / Execution	0.80	5.25	5.00	4.75	4.50	4.75	5.00	4.50	5.00	5.00	5.25	4.75	5.50	4.86
Choreography / Composition	0.80	5.25	4.75	4.50	4.75	4.75	4.75	4.50	4.75	4.75	5.50	5.00	5.50	4.82
Interpretation	0.80	5.00	5.00	4.75	4.75	4.75	5.00	4.50	4.75	4.75	5.25	4.75	5.50	4.82
Judges Total Program Component Score (factorized)													19.35	

Deductions:	Time Violation:	0.00	Music Violation:	0.00	Illegal Element:	0.00
Costume & Prop violation:	0.00		Fall:	0.00		0.00

Rank	Name	NOC Code	Total Segment Score	Total Element Score	Program Score (factorized)	Total Component Score	Total Deductions
			=	+		+	-
22	Cynthia PHANEUF	CAN	42.95	20.63		23.32	1.00

# Executed Elements	Base Value	GOE	The Judges Panel (in random order)											Scores of Panel	
1 3Lz+COMBO	6.0	-3.00	-3	-3	-3	-3	-3	-3	-3	-3	-3	-3	-3	-3	3.00
2 1F	0.5	-0.30	-3	-3	-3	-3	-3	-3	-3	-3	-3	-3	-3	-3	0.20
3 LSo1	1.2	0.50	1	1	1	1	1	1	1	1	1	1	1	1	1.70
4 SpSt2	3.1	0.21	0	0	1	1	1	0	1	0	0	0	0	1	3.31
5 S1St2	3.1	0.07	0	0	1	1	0	0	0	0	0	0	0	0	3.17
6 2A	3.3	0.29	0	0	0	1	1	0	0	1	0	1	0	0	3.59
7 FCSp2	2.3	0.07	-1	0	1	0	1	0	0	1	0	0	0	0	2.37
8 CCoSp2	3.0	0.29	0	0	1	1	0	0	1	1	0	1	1	0	3.29
		22.5												20.63	

Program Components

Program Components	Factor	The Judges Panel (in random order)											Scores of Panel	
Skating Skills	0.80	6.25	5.75	5.25	6.25	5.75	6.00	6.25	6.00	6.00	6.00	6.00	6.50	6.04
Transition / Linking Footwork	0.80	5.75	5.50	5.00	6.00	5.50	5.50	5.75	6.00	5.50	5.75	5.50	6.00	5.61
Performance / Execution	0.80	6.00	5.50	5.50	6.25	5.25	5.75	6.25	5.75	5.75	5.75	5.25	6.00	5.75
Choreography / Composition	0.80	6.00	5.50	5.25	6.25	5.75	5.50	5.75	6.00	5.75	6.00	5.50	6.25	5.75
Interpretation	0.80	6.25	5.50	6.00	6.25	5.75	6.00	5.75	6.00	6.00	6.25	5.75	6.25	6.00
Judges Total Program Component Score (factorized)													23.32	

Deductions:	Time Violation:	0.00	Music Violation:	0.00	Illegal Element:	0.00
Costume & Prop violation:	0.00		Fall:	-1.00		-1.00

Official ISU Sponsors





World Figure Skating Championships® 2005

March 13th – 20th

Moscow / Russia



LADIES SHORT PROGRAM JUDGES DETAILS

Rank	Name	NOC Code	Total Segment Score	Total Element Score	Program Score (factorized)	Total Component Score	Total Deductions
			=	+		+	-
23	Andrea KREUZER	AUT	42.27	24.53		17.74	0.00

#	Executed Elements	Base Value	GOE	The Judges Panel (in random order)											Scores of Panel			
1	3Lo+2T	6.3	0.00	0	0	0	0	0	0	0	0	0	0	0	0	0	0	6.30
2	2A	3.3	0.00	0	0	0	0	0	0	0	0	0	0	0	0	0	0	3.30
3	FCSp1	2.0	0.03	-1	0	0	1	1	0	-1	-1	0	0	0	0	0	2.03	
4	CiSt1	2.0	0.07	0	0	1	1	0	0	0	0	0	0	0	0	0	2.07	
5	3T	4.0	0.00	0	0	1	0	0	0	0	0	0	0	0	0	0	4.00	
6	LSp1	1.2	0.07	0	0	1	1	0	0	0	0	-1	0	0	0	0	1.27	
7	SpSt2	3.1	0.00	0	0	1	0	0	0	0	0	0	0	0	0	0	3.10	
8	CCoSp1	2.5	-0.04	0	0	0	-1	-1	0	0	0	0	0	0	-1	0	2.46	
		24.4													24.53			

Program Components

Factor

Skating Skills	0.80	4.75	5.00	4.75	4.50	4.50	4.75	4.25	4.25	4.75	4.75	4.25	4.75	4.61
Transition / Linking Footwork	0.80	4.00	4.50	4.50	4.25	4.25	4.25	4.00	4.25	4.25	4.50	4.25	4.50	4.25
Performance / Execution	0.80	4.50	4.75	5.00	4.25	4.50	4.50	4.25	4.50	4.50	4.75	4.50	4.75	4.50
Choreography / Composition	0.80	4.50	4.50	4.25	4.25	4.75	4.25	4.00	4.50	4.50	4.75	4.25	4.75	4.39
Interpretation	0.80	4.25	4.75	5.00	4.50	4.50	4.50	4.25	4.25	4.50	4.50	4.25	4.50	4.43
Judges Total Program Component Score (factorized)														17.74

Deductions:

Time Violation:	0.00	Music Violation:	0.00	Illegal Element:	0.00
Costume & Prop violation:	0.00	Fall:	0.00		0.00

Rank	Name	NOC Code	Total Segment Score	Total Element Score	Program Score (factorized)	Total Component Score	Total Deductions
			=	+		+	-
24	Karen VENHUIZEN	NED	41.81	23.89		17.92	0.00

#	Executed Elements	Base Value	GOE	The Judges Panel (in random order)											Scores of Panel		
1	3T	4.0	-0.14	-2	-1	0	-1	0	0	0	0	0	0	0	0	-1	3.86
2	3S+2Lo	6.0	0.00	0	0	0	0	0	0	-1	0	0	0	0	0	0	6.00
3	FCSp1	2.0	-0.26	-2	-1	-1	-1	-1	0	-1	0	-1	-1	0	0	0	1.74
4	SpSt2	3.1	0.00	0	0	0	0	0	0	0	0	0	0	0	0	0	3.10
5	2A	3.3	-0.70	-1	-2	-1	-2	-1	-1	-1	-1	-1	-1	-1	-1	-1	2.60
6	LSp1	1.2	-0.21	0	-1	-1	-1	-1	-1	0	0	-1	-1	-1	-2	0	0.99
7	CCoSp1	2.5	0.00	0	0	0	-1	0	0	1	0	0	0	0	-1	0	2.50
8	CiSt2	3.1	0.00	0	0	0	0	0	0	0	0	0	0	0	-1	0	3.10
		25.2													23.89		

Program Components

Factor

Skating Skills	0.80	4.75	4.50	4.25	4.25	4.50	4.75	4.75	4.50	4.50	4.50	4.75	4.75	4.57
Transition / Linking Footwork	0.80	4.75	4.25	4.00	4.00	4.50	4.25	4.50	4.75	4.25	4.25	4.50	4.50	4.32
Performance / Execution	0.80	4.75	4.50	4.25	4.25	4.50	4.50	4.25	4.50	4.25	4.50	4.75	4.50	4.43
Choreography / Composition	0.80	5.00	4.25	4.25	4.25	4.75	4.50	4.25	4.50	4.25	4.75	4.75	4.75	4.50
Interpretation	0.80	5.00	4.25	4.50	4.25	4.75	4.75	4.50	4.75	4.25	4.50	4.75	4.50	4.57
Judges Total Program Component Score (factorized)														17.92

Deductions:

Time Violation:	0.00	Music Violation:	0.00	Illegal Element:	0.00
Costume & Prop violation:	0.00	Fall:	0.00		0.00

Official ISU Sponsors





World Figure Skating Championships® 2005

March 13th – 20th

Moscow / Russia



LADIES SHORT PROGRAM JUDGES DETAILS

Rank	Name	NOC Code	Total Segment Score	Total Element Score	Program Score (factorized)	Total Component Score	Total Deductions
			=	+		+	-
25	Yan LIU	CHN	39.80	20.25		19.55	0.00

# Executed Elements	Base Value	GOE	The Judges Panel (in random order)												Scores of Panel			
1	3Lo	5.0	0.00	0	0	0	0	0	0	0	0	0	0	0	0	0	0	5.00
2	1Lz+2T	1.9	-1.00	-3	-3	-3	-3	-3	-3	-3	-3	-3	-3	-3	-3	-3	-3	0.90
3	2A	3.3	0.43	1	0	1	0	1	0	0	0	0	1	0	0	0	3.73	
4	FCSp1	2.0	-0.09	-1	0	-1	0	0	0	-1	-1	0	0	0	0	0	1.91	
5	SpSt1	2.0	-0.09	0	-1	0	0	-1	0	-2	-1	0	-1	0	0	0	1.91	
6	LSp1	1.2	0.00	0	0	0	0	0	0	0	0	0	0	0	0	0	1.20	
7	SIS12	3.1	0.00	0	0	0	0	0	0	0	0	0	0	0	0	0	3.10	
8	CCoSp1	2.5	0.00	0	0	0	0	-1	0	0	0	0	0	0	0	0	2.50	
21.0																		

Program Components	Factor																
Skating Skills	0.80	5.25	5.00	5.00	5.00	5.00	4.50	5.50	5.00	4.75	5.00	5.00	5.25	5.00	5.07		
Transition / Linking Footwork	0.80	5.00	4.75	4.50	4.75	4.50	4.50	5.00	4.75	4.50	4.75	4.75	4.75	4.75	4.75		
Performance / Execution	0.80	5.00	4.75	5.00	4.75	4.50	4.50	5.25	4.75	4.50	5.00	5.00	5.00	5.00	4.93		
Choreography / Composition	0.80	4.75	4.50	4.50	4.75	4.75	4.75	5.00	4.50	4.50	5.00	5.00	5.25	5.00	4.82		
Interpretation	0.80	5.00	5.00	4.75	4.75	4.50	5.25	4.50	4.50	5.00	5.00	5.00	5.00	5.00	4.86		
Judges Total Program Component Score (factorized) 19.55																	
Deductions:		Time Violation:	0.00	Music Violation:	0.00	Illegal Element:	0.00										0.00
		Costume & Prop violation:	0.00	Fall:	0.00												

Rank	Name	NOC Code	Total Segment Score	Total Element Score	Program Score (factorized)	Total Component Score	Total Deductions
			=	+		+	-
26	Tugba KARADEMIR	TUR	38.73	21.61		17.12	0.00

# Executed Elements	Base Value	GOE	The Judges Panel (in random order)												Scores of Panel	
1	FCSp2	2.3	0.50	1	1	1	1	1	1	1	1	1	1	1	0	2.80
2	2T+2T	2.6	-1.00	-3	-2	-3	-3	-2	-3	-3	-3	-3	-3	-3	-3	1.60
3	LSp2	1.6	0.00	0	0	0	1	0	0	0	1	0	0	0	0	1.60
4	3S	4.5	-0.29	-2	0	0	0	0	-1	0	-1	0	0	-1	-1	4.21
5	CCoSp2	3.0	0.00	0	0	0	0	0	0	0	0	0	0	0	0	3.00
6	SIS11	2.0	0.00	0	0	0	0	0	0	0	0	0	0	0	0	2.00
7	2A	3.3	-0.30	0	0	0	-1	-1	0	-1	-1	0	-1	0	0	3.00
8	SpSt3	3.4	0.00	0	0	0	0	0	0	0	0	0	0	0	1	3.40
22.7																

Program Components	Factor																
Skating Skills	0.80	4.25	4.75	4.25	4.25	4.50	4.25	4.50	4.50	4.50	4.50	4.75	4.50	3.75	4.39		
Transition / Linking Footwork	0.80	3.75	4.25	4.00	4.00	4.00	4.00	4.25	4.50	4.25	4.50	4.25	3.50	4.11			
Performance / Execution	0.80	4.00	4.25	4.25	4.25	4.25	4.50	4.25	4.50	4.50	4.75	4.50	3.75	4.36			
Choreography / Composition	0.80	4.00	4.50	4.00	4.25	4.25	4.25	4.25	4.50	4.25	4.75	4.25	3.50	4.21			
Interpretation	0.80	3.75	4.50	4.25	4.25	4.25	4.25	4.25	4.50	4.50	4.75	4.50	3.75	4.32			
Judges Total Program Component Score (factorized) 17.12																	
Deductions:		Time Violation:	0.00	Music Violation:	0.00	Illegal Element:	0.00										0.00
		Costume & Prop violation:	0.00	Fall:	0.00												

Official ISU Sponsors





World Figure Skating Championships® 2005

March 13th – 20th

Moscow / Russia



LADIES SHORT PROGRAM JUDGES DETAILS

Rank	Name	NOC Code	Total Segment Score	Total Element Score	Program Score (factorized)	Total Component Score	Total Deductions
			=	+		+	-
27	Sara FALOTICO	BEL	37.84	20.16		17.68	0.00

# Executed Elements	Base Value	GOE	The Judges Panel (in random order)											Scores of Panel		
1	3Lz+COMBO	6.0	-3.00	-3	-3	-3	-3	-3	-3	-3	-3	-3	-3	-3	-3	3.00
2	3T	4.0	-0.14	0	0	-1	0	0	0	0	0	0	0	-1	0	3.86
3	FCSp1	2.0	0.00	0	0	1	0	0	0	0	0	0	-1	0	2.00	
4	SiSt1	2.0	0.00	0	0	0	0	0	0	0	0	0	0	0	2.00	
5	2A	3.3	-0.80	-1	0	-1	-1	-2	-1	-2	-1	-1	-1	0	-1	2.50
6	CCoSp1	2.5	0.00	0	0	0	0	0	0	0	0	0	1	0	2.50	
7	SpSt2	3.1	0.00	0	0	0	0	0	0	0	0	0	0	0	3.10	
8	LSp1	1.2	0.00	0	0	1	0	0	0	0	0	0	0	0	-1	1.20
		24.1														20.16

Program Components

Factor

Skating Skills	0.80	4.75	4.00	4.50	4.25	4.25	4.75	4.50	4.75	4.50	4.50	4.25	4.75	4.46
Transition / Linking Footwork	0.80	4.00	3.75	4.25	4.00	4.00	4.25	4.25	4.50	4.25	4.50	4.25	4.75	4.18
Performance / Execution	0.80	4.75	4.00	4.50	4.25	4.25	4.50	4.50	4.50	4.50	4.50	4.50	5.00	4.46
Choreography / Composition	0.80	4.75	3.75	4.50	4.25	4.00	4.50	4.25	4.75	4.50	4.50	4.50	4.75	4.43
Interpretation	0.80	5.00	4.00	4.75	4.50	4.25	4.75	4.50	4.75	4.50	4.50	4.50	5.00	4.57
Judges Total Program Component Score (factorized)														17.68

Deductions:

Time Violation:	0.00	Music Violation:	0.00	Illegal Element:	0.00
Costume & Prop violation:	0.00	Fall:	0.00		0.00

Rank	Name	NOC Code	Total Segment Score	Total Element Score	Program Score (factorized)	Total Component Score	Total Deductions
			=	+		+	-
28	Roxana LUCA	ROM	37.29	21.07		17.22	1.00

# Executed Elements	Base Value	GOE	The Judges Panel (in random order)											Scores of Panel		
1	3Lo+2T	6.3	0.14	0	0	1	0	1	0	0	0	0	0	0	0	6.44
2	2A	3.3	0.00	0	0	0	0	0	0	0	0	0	0	0	3.30	
3	FCSp2	2.3	0.00	0	0	1	0	0	0	0	0	0	0	0	2.30	
4	SpSt1	2.0	-0.04	0	0	0	-1	-1	0	0	0	0	0	0	1.96	
5	3S	4.5	-3.00	-3	-3	-3	-3	-3	-3	-3	-3	-3	-3	-3	1.50	
6	LSp1	1.2	-0.13	0	0	-1	0	-1	0	0	0	0	-1	-1	1.07	
7	CiSt1	2.0	0.00	0	0	0	0	-1	0	0	0	0	0	-2	2.00	
8	CCoSp1	2.5	0.00	-1	0	0	0	0	0	0	0	0	0	-1	2.50	
		24.1													21.07	

Program Components

Factor

Skating Skills	0.80	5.00	4.50	4.50	4.25	4.25	4.75	4.50	4.50	4.50	4.50	4.50	4.50	4.50	4.50
Transition / Linking Footwork	0.80	4.50	4.00	4.00	4.00	3.75	4.25	4.00	4.25	4.25	4.25	4.25	4.50	4.14	
Performance / Execution	0.80	4.75	4.25	4.25	4.25	4.00	4.00	4.25	4.50	4.50	4.25	4.50	4.25	4.29	
Choreography / Composition	0.80	4.75	4.00	4.00	4.00	4.00	4.25	4.25	4.25	4.25	4.50	4.25	4.50	4.21	
Interpretation	0.80	4.50	4.25	4.50	4.25	4.00	4.50	4.25	4.50	4.50	4.50	4.25	4.25	4.39	
Judges Total Program Component Score (factorized)														17.22	

Deductions:

Time Violation:	0.00	Music Violation:	0.00	Illegal Element:	0.00
Costume & Prop violation:	0.00	Fall:	-1.00		-1.00

Official ISU Sponsors





World Figure Skating Championships® 2005

March 13th – 20th

Moscow / Russia



LADIES SHORT PROGRAM JUDGES DETAILS

Rank	Name	NOC Code	Total Segment Score	Total Element Score	Program Score (factorized)	Total Component Score	Total Deductions
			=	+		+	-
29	Fleur MAXWELL	LUX	34.05	16.28		18.77	1.00

# Executed Elements	Base Value	GOE	The Judges Panel (in random order)												Scores of Panel	
1 2S+2T	2.6	-1.00	-3	-3	-3	-3	-3	-3	-3	-3	-3	-3	-3	-3	-3	1.60
2 2T	1.3	-1.00	-3	-3	-3	-3	-3	-3	-3	-3	-3	-3	-3	-3	-3	0.30
3 CCoSp1	2.5	0.43	2	1	0	1	1	0	1	1	0	2	1	0	2.93	
4 SpSt3	3.4	1.14	2	2	1	1	2	0	1	1	1	1	1	1	4.54	
5 1A	0.8	-0.50	-3	-3	-3	-3	-3	-3	-3	-3	-3	-3	-3	-3	0.30	
6 FCSp2	2.3	0.21	0	0	0	1	1	0	1	0	0	0	1	0	2.51	
7 S1St1	2.0	0.00	0	0	0	0	1	0	0	1	0	0	0	0	2.00	
8 LSp2	1.6	0.50	1	1	1	1	1	1	1	1	1	2	1	1	2.10	
			16.5												16.28	

Program Components

Program Components	Factor													
Skating Skills	0.80	5.50	5.00	4.25	4.50	5.50	5.00	4.75	4.75	4.75	4.50	4.75	4.50	4.82
Transition / Linking Footwork	0.80	5.00	4.50	4.00	4.25	5.50	4.50	4.50	5.00	4.50	4.25	4.75	4.25	4.54
Performance / Execution	0.80	5.00	4.50	4.25	4.50	4.75	4.75	4.75	4.50	4.50	4.50	4.75	4.50	4.64
Choreography / Composition	0.80	5.25	4.50	4.25	4.25	6.00	4.50	4.50	4.75	4.50	4.50	5.00	4.75	4.64
Interpretation	0.80	5.25	4.50	4.50	4.50	5.75	5.00	4.75	4.75	4.75	4.50	5.00	4.50	4.82
Judges Total Program Component Score (factorized)														18.77

Deductions:	Time Violation:	0.00	Music Violation:	0.00	Illegal Element:	0.00
	Costume & Prop violation:	0.00	Fall:	-1.00		-1.00

Rank	Name	NOC Code	Total Segment Score	Total Element Score	Program Score (factorized)	Total Component Score	Total Deductions
			=	+		+	-
30	Ji Eun CHOI	KOR	31.67	16.57		17.10	2.00

# Executed Elements	Base Value	GOE	The Judges Panel (in random order)												Scores of Panel
1 2Lz+2T	3.2	-0.89	-3	-3	-3	-1	-2	-3	-3	-3	-2	-3	-3	-3	2.31
2 3S	4.5	-3.00	-3	-3	-3	-3	-3	-3	-3	-3	-3	-3	-3	-3	1.50
3 LSp3	2.4	0.14	1	0	0	0	0	0	0	0	0	1	1	0	2.54
4 SpSt1	2.0	-0.17	-1	0	0	0	-1	-1	-1	-1	0	-2	0	1	1.83
5 2A	3.3	-2.10	-3	-3	-3	-3	-3	-3	-3	-3	-3	-3	-3	-3	1.20
6 CiSt1	2.0	0.00	0	0	0	0	-1	0	0	0	0	0	0	0	2.00
7 FCSp2	2.3	-0.21	-1	0	-1	-1	-1	-1	0	0	-1	0	0	-1	2.09
8 CCoSp2	3.0	0.10	1	1	0	0	-1	0	0	0	-3	1	1	-1	3.10
			22.7												16.57

Program Components

Program Components	Factor													
Skating Skills	0.80	4.50	4.50	4.00	4.00	4.25	4.25	4.75	4.25	4.25	4.50	4.75	4.25	4.36
Transition / Linking Footwork	0.80	4.00	4.00	3.75	3.75	4.25	4.00	4.50	4.25	4.00	4.25	4.50	4.25	4.11
Performance / Execution	0.80	4.00	4.25	4.25	4.00	4.00	4.25	4.50	4.00	4.00	4.50	4.25	4.00	4.18
Choreography / Composition	0.80	4.25	4.25	4.25	4.00	4.50	4.25	4.25	4.50	4.25	4.75	4.75	4.25	4.36
Interpretation	0.80	4.50	4.25	4.50	4.25	4.50	4.00	4.25	4.25	4.00	4.50	4.50	4.00	4.36
Judges Total Program Component Score (factorized)														17.10

Deductions:	Time Violation:	0.00	Music Violation:	0.00	Illegal Element:	0.00
	Costume & Prop violation:	0.00	Fall:	-2.00		-2.00

Official ISU Sponsors





World Figure Skating Championships® 2005

March 13th – 20th

Moscow / Russia



MEN FREE SKATING JUDGES DETAILS

Rank	Name	NOC Code	Total Segment Score	Total Element Score	Program Score (factorized)	Total Component Score	Total Deductions
			=	+		+	-
1	Stephane LAMBIEL	SUI	144.18	67.32		76.86	0.00

#	Executed Elements	Base Value	GOE	The Judges Panel (in random order)										Scores of Panel		
1	1A	0.8	0.00	0	0	1	0	0	0	0	0	0	0	0	0	0.80
2	4T+3T	13.0	0.86	1	1	1	1	1	1	1	0	0	2	0	1	13.86
3	3Lo	5.0	0.57	1	0	1	2	1	1	0	0	0	2	0	1	5.57
4	2A	3.3	1.00	1	0	1	1	1	1	1	0	1	2	1	1	4.30
5	CCoSp2	3.0	1.00	2	2	2	3	2	1	2	1	2	3	2	2	4.00
6	4T	9.9 x	1.43	1	1	2	2	1	2	2	1	1	2	1	3	11.33
7	2LZ+3T	6.5 x	0.14	0	0	1	0	0	1	0	0	0	1	0	0	6.64
8	FCSsp2	2.0	0.50	1	0	0	1	1	1	2	-1	1	2	1	1	2.50
9	CSi2	3.1	0.14	1	0	0	0	1	0	0	0	0	0	1	0	3.24
10	1F	0.6 x	0.00	0	0	0	0	0	0	-1	0	0	0	0	0	0.60
11	FCSp1	2.0	0.14	0	1	1	0	0	0	0	0	0	1	0	0	2.14
12	SIS1	2.0	0.29	1	0	1	1	1	1	0	0	0	1	1	0	2.29
13	3S+2T	6.4 x	0.29	0	0	0	1	0	1	1	0	0	2	0	1	6.69
14	CCoSp1	2.5	0.86	2	1	2	3	2	2	2	2	2	2	1	1	3.36
							60.1								67.32	

Program Components

Program Components	Factor	8.00	7.50	7.75	7.75	8.00	7.25	8.00	7.50	7.75	8.50	7.25	7.00	7.75
Skating Skills	2.00	8.00	7.50	7.75	7.75	8.00	7.25	8.00	7.50	7.75	8.50	7.25	7.00	7.75
Transition / Linking Footwork	2.00	7.75	7.50	7.25	7.50	7.75	7.00	7.75	7.25	8.00	8.00	7.00	7.00	7.57
Performance / Execution	2.00	7.75	7.50	7.75	8.00	8.00	7.25	7.75	7.50	7.75	8.50	7.25	7.25	7.68
Choreography / Composition	2.00	8.00	7.75	7.50	7.75	7.75	7.50	8.00	7.50	7.50	8.50	7.25	7.00	7.68
Interpretation	2.00	8.00	7.75	7.50	8.00	8.00	7.50	8.00	7.50	7.75	8.25	7.25	7.25	7.75
Judges Total Program Component Score (factorized)														76.86

Deductions:	Time Violation:	0.00	Music Violation:	0.00	Illegal Element:	0.00
	Costume & Prop violation:	0.00	Fall:	0.00		0.00

x Credit for highlight distribution, jump element multiplied by 1.1

Rank	Name	NOC Code	Total Segment Score	Total Element Score	Program Score (factorized)	Total Component Score	Total Deductions
			=	+		+	-
2	Jeffrey BUTTLE	CAN	136.30	63.42		74.88	2.00

#	Executed Elements	Base Value	GOE	The Judges Panel (in random order)										Scores of Panel		
1	3F+3T	9.5	1.00	1	0	1	2	1	1	1	0	1	2	1	1	10.50
2	3A	7.5	-3.00	-3	-3	-3	-3	-3	-3	-3	-3	-3	-3	-3	-3	4.50
3	CoSp2	2.5	0.71	2	1	2	2	1	1	1	0	1	2	2	2	3.21
4	3S	4.5	0.29	0	0	0	2	0	0	0	0	0	2	1	1	4.79
5	3A+COMBO	8.3 x	0.14	0	0	0	1	1	0	0	0	0	1	0	0	8.44
6	3Lo	5.5 x	-3.00	-3	-3	-3	-3	-3	-3	-3	-3	-3	-3	-3	2.50	
7	CSi2	3.1	0.36	1	0	1	2	1	1	1	1	0	2	0	1	3.46
8	3LZ+2T	8.0 x	0.00	0	0	0	-1	0	0	0	0	0	0	0	0	8.00
9	CSp2	1.6	0.36	1	0	1	0	1	0	0	0	0	1	2	1	1.96
10	FSSp2	2.3	0.14	1	0	1	0	0	1	0	0	0	0	1	0	2.44
11	SIS1	2.0	0.57	1	0	2	2	1	1	1	1	1	1	1	2	2.57
12	2A	3.6 x	0.14	0	0	0	0	0	1	0	0	0	1	0	1	3.74
13	2A	3.6 x	0.00	0	0	0	1	0	0	0	0	0	0	0	0	3.60
14	CCoSp2	3.0	0.71	1	1	1	2	2	2	2	1	0	2	2	1	3.71
							65.0								63.42	

Program Components

Program Components	Factor	7.50	6.75	7.75	7.25	8.00	7.25	7.25	7.00	7.50	8.75	7.25	7.50	7.54
Skating Skills	2.00	7.50	6.75	7.75	7.25	8.00	7.25	7.25	7.00	7.50	8.75	7.25	7.50	7.54
Transition / Linking Footwork	2.00	7.50	7.00	7.25	7.25	7.75	7.00	7.50	6.75	7.75	8.75	7.00	7.75	7.50
Performance / Execution	2.00	7.25	6.75	7.50	7.25	8.00	7.00	7.25	7.00	7.00	9.00	7.25	7.00	7.32
Choreography / Composition	2.00	7.75	7.00	7.50	8.00	8.00	7.50	7.50	7.00	7.25	9.00	7.25	7.50	7.54
Interpretation	2.00	7.75	7.00	7.75	8.25	8.00	7.50	7.50	7.00	7.00	8.75	7.50	7.25	7.54
Judges Total Program Component Score (factorized)														74.88

Deductions:	Time Violation:	0.00	Music Violation:	0.00	Illegal Element:	0.00
	Costume & Prop violation:	0.00	Fall:	-2.00		-2.00

x Credit for highlight distribution, jump element multiplied by 1.1

Official ISU Sponsors





World Figure Skating Championships® 2005

March 13th – 20th

Moscow / Russia



MEN FREE SKATING JUDGES DETAILS

Rank	Name	NOC Code	Total Segment Score	Total Element Score	Program Score (factorized)	Total Component Score	Total Deductions
			=	+		+	-
3	Emanuel SANDHU	CAN	134.13	62.25		72.88	1.00

#	Executed Elements	Base Value	GOE	The Judges Panel (in random order)										Scores of Panel		
1	4T+3T	13.0	0.00	0	0	0	0	0	0	0	0	0	1	0	0	13.00
2	3A+2T	8.8	0.29	1	0	-1	0	1	1	0	0	0	1	0	0	9.09
3	3Lz	6.0	0.43	0	0	1	0	0	1	1	0	0	2	0	1	6.43
4	FSSo2	2.3	0.21	1	1	0	1	0	0	0	0	1	1	0	0	2.51
5	USp1	1.2	0.07	0	0	0	1	0	1	1	0	0	0	0	1	1.27
6	3S	5.0 x	0.71	1	0	1	1	0	1	0	1	1	2	1	1	5.71
7	1A	0.9 x	0.00	0	0	0	0	0	0	0	0	0	0	0	0	0.90
8	CUSp2	2.0	0.21	0	1	1	0	0	1	0	0	0	1	1	0	2.21
9	2A	3.6 x	0.00	0	0	0	0	0	0	0	0	0	0	0	0	3.60
10	3F+2T	7.5 x	-1.00	-1	-1	0	-1	-1	0	-1	-1	-1	-1	-1	-1	6.50
11	CiSt1	2.0	0.21	1	0	0	1	1	0	0	0	1	1	0	0	2.21
12	SiSt2	3.1	0.36	1	0	1	1	1	1	0	0	1	1	1	0	3.46
13	3Lo	5.5 x	-3.00	-3	-3	-3	-3	-3	-3	-3	-3	-3	-3	-3	-3	2.50
14	CCoSp1	2.5	0.36	1	0	1	1	1	1	1	1	0	1	1	0	2.86
		63.4														62.25

Program Components

Program Components	Factor													
Skating Skills	2.00	7.25	7.00	7.25	7.00	7.25	7.00	6.75	7.50	7.75	8.25	7.00	7.50	7.29
Transition / Linking Footwork	2.00	7.00	7.50	7.00	6.75	7.50	6.75	6.75	7.25	8.00	8.75	6.00	7.25	7.29
Performance / Execution	2.00	7.00	7.25	7.25	7.25	7.25	7.00	6.50	7.50	7.75	8.75	7.00	7.00	7.21
Choreography / Composition	2.00	7.25	7.00	7.25	7.00	7.25	7.25	7.00	7.50	8.00	8.50	6.75	7.25	7.29
Interpretation	2.00	7.25	7.25	7.25	7.25	7.50	7.25	7.00	7.50	7.75	8.25	7.00	7.50	7.36
Judges Total Program Component Score (factorized)														72.88

Deductions:	Time Violation:	0.00	Music Violation:	0.00	Illegal Element:	0.00
	Costume & Prop violation:	0.00	Fall:	-1.00		
						-1.00

x Credit for highlight distribution, jump element multiplied by 1.1

Rank	Name	NOC Code	Total Segment Score	Total Element Score	Program Score (factorized)	Total Component Score	Total Deductions
			=	+		+	-
4	Evan LYSACEK	USA	133.74	63.18		70.56	0.00

#	Executed Elements	Base Value	GOE	The Judges Panel (in random order)										Scores of Panel		
1	3A+3T	11.5	0.57	0	0	0	1	1	1	2	0	0	1	1	1	12.07
2	3F+2T+2Lo	8.3	0.86	1	1	1	1	1	1	1	0	0	1	0	1	9.16
3	2A	3.3	-1.20	-2	-2	-1	-3	-1	-2	-2	-2	-2	-2	-1		2.10
4	3Lz+2T	7.3	0.86	1	1	1	1	1	1	1	0	0	1	0	1	8.16
5	FCSSp2	2.0	0.36	0	0	1	1	1	0	1	0	0	1	1	1	2.36
6	SeSt1	2.0	0.14	0	0	1	0	1	0	0	0	0	1	0	0	2.14
7	2A	3.6 x	0.29	0	0	1	1	0	1	0	0	0	1	0	1	3.89
8	3S	5.0 x	0.43	1	0	0	1	1	1	0	0	0	2	0	1	5.43
9	FCoSp1	2.0	0.43	0	1	1	1	1	1	1	1	0	1	1	1	2.43
10	2Lo	1.7 x	-0.60	-2	-2	-2	-3	-2	-2	-2	-2	-2	-2	-2	-2	1.10
11	FCoSp2	2.5	0.00	0	1	0	1	0	1	0	0	0	0	0	0	2.50
12	SiSt2	3.1	0.21	1	1	1	0	1	1	0	1	0	0	0	0	3.31
13	3Lz	6.6 x	-1.57	-2	0	-2	-2	-2	-2	-1	-1	-1	-2	-2	-1	5.03
14	CCoSp2	3.0	0.50	0	1	1	1	1	1	1	1	1	1	1	1	3.50
		61.9														63.18

Program Components

Program Components	Factor													
Skating Skills	2.00	7.00	7.00	7.25	7.00	7.75	7.00	7.25	7.25	7.25	7.00	6.75	6.75	7.07
Transition / Linking Footwork	2.00	7.00	6.75	6.75	6.75	7.50	6.75	6.75	7.00	7.50	7.25	6.50	6.75	6.96
Performance / Execution	2.00	7.25	7.00	7.25	7.25	7.75	7.00	7.00	7.00	7.00	6.75	6.75	7.00	7.04
Choreography / Composition	2.00	7.00	7.25	7.25	7.50	7.75	7.25	7.25	7.00	7.25	6.75	6.75	6.75	7.07
Interpretation	2.00	7.00	7.25	7.50	7.25	8.00	7.25	7.25	7.00	7.25	6.75	6.75	7.00	7.14
Judges Total Program Component Score (factorized)														70.56

Deductions:	Time Violation:	0.00	Music Violation:	0.00	Illegal Element:	0.00
	Costume & Prop violation:	0.00	Fall:	0.00		
						0.00

x Credit for highlight distribution, jump element multiplied by 1.1

Official ISU Sponsors





World Figure Skating Championships® 2005

March 13th – 20th

Moscow / Russia



MEN FREE SKATING JUDGES DETAILS

Rank	Name	NOC Code	Total Segment Score	Total Element Score	Total Program Score (factorized)	Total Component Score (factorized)	Total Deductions
			=	+	+	+	-
5	Kevin VAN DER PERREN	BEL	133.51	68.71		64.80	0.00

#	Executed Elements	Base Value	GOE	The Judges Panel (in random order)										Scores of Panel				
1	3A+3T	11.5	0.00	0	0	0	-1	0	0	0	0	0	0	0	0	0	0	11.50
2	3A	7.5	-0.29	-1	0	1	0	0	0	-1	0	-1	0	0	0	0	0	7.21
3	FSSp2	2.3	0.14	0	0	2	1	0	1	0	0	1	1	0	0	0	2.44	
4	3F+3T+3LO	14.5	-1.00	-1	-1	0	-1	-1	-1	-1	-1	-1	-1	-1	-1	-1	13.50	
5	CSp1	1.2	0.00	0	0	0	0	0	0	0	0	0	1	0	0	0	1.20	
6	3S	5.0 x	0.71	1	0	1	1	1	1	0	1	0	2	1	1	1	5.71	
7	2A	3.6 x	0.43	1	0	0	0	0	1	0	0	1	1	0	1	1	4.03	
8	CiSt1	2.0	0.07	1	0	0	1	0	0	0	0	0	1	0	0	0	2.07	
9	2A	3.6 x	0.14	0	0	1	0	0	1	0	0	0	1	0	0	0	3.74	
10	3LZ+2T	8.0 x	-0.43	0	0	-1	-1	-2	0	0	-1	-1	0	0	-1	-1	7.57	
11	CSSp1	1.5	0.14	1	0	0	0	0	0	0	0	1	1	0	0	0	1.64	
12	SiSt1	2.0	0.00	1	0	0	1	0	0	0	0	0	0	0	0	0	2.00	
13	2A	3.6 x	0.00	0	0	0	0	0	0	0	0	0	1	0	0	0	3.60	
14	CCoSp1	2.5	0.00	0	0	0	0	0	0	0	0	0	0	0	0	0	2.50	
		68.8												68.71				

Program Components

Program Components	Factor	The Judges Panel (in random order)										Scores of Panel		
Skating Skills	2.00	7.25	6.50	6.50	6.50	6.75	6.00	6.25	6.50	6.75	7.00	6.25	6.25	6.57
Transition / Linking Footwork	2.00	7.00	6.00	6.25	6.25	6.50	6.00	5.75	6.25	6.25	7.25	5.75	6.25	6.29
Performance / Execution	2.00	7.25	6.50	6.50	6.75	6.75	6.25	6.00	6.25	6.25	7.25	6.00	6.50	6.54
Choreography / Composition	2.00	7.25	6.25	6.50	6.50	6.50	6.25	6.25	6.25	6.25	7.00	6.00	6.25	6.43
Interpretation	2.00	7.25	6.50	6.75	6.75	6.75	6.25	6.25	6.25	6.50	6.75	6.00	6.50	6.57
Judges Total Program Component Score (factorized)												64.80		

Deductions:	Time Violation:	0.00	Music Violation:	0.00	Illegal Element:	0.00
	Costume & Prop violation:	0.00	Fall:	0.00		0.00

x Credit for highlight distribution, jump element multiplied by 1.1

Rank	Name	NOC Code	Total Segment Score	Total Element Score	Total Program Score (factorized)	Total Component Score (factorized)	Total Deductions
			=	+	+	+	-
6	Johnny WEIR	USA	133.36	60.72		72.64	0.00

#	Executed Elements	Base Value	GOE	The Judges Panel (in random order)										Scores of Panel			
1	3A+3T	11.5	1.14	1	1	1	1	1	2	2	0	1	2	1	1	1	12.64
2	3T	4.0	0.86	1	0	1	0	1	1	1	0	0	2	1	1	1	4.86
3	3Lz	6.0	0.43	1	0	1	1	0	0	1	0	-1	1	0	0	0	6.43
4	FCSp1	2.0	0.29	1	0	1	0	1	1	0	1	1	1	0	0	0	2.29
5	3A	7.5	0.29	1	0	0	0	0	1	1	0	0	1	0	-1	0	7.79
6	CiSt2	3.1	-1.20	0	-2	-2	-2	-1	-2	-2	-2	-2	-2	-2	-1	0	1.90
7	CSp1	1.2	0.14	0	0	1	0	1	0	0	0	1	0	0	0	0	1.34
8	3Lo	5.5 x	0.71	1	0	1	1	1	1	0	0	1	2	0	1	1	6.21
9	3S	5.0 x	-0.14	0	0	0	-1	0	0	0	-1	0	-1	0	0	0	4.86
10	3F	6.1 x	-1.00	-1	-1	-1	-1	-1	-1	-1	-1	-1	-1	-1	-1	-1	5.10
11	FSSp2	2.3	0.00	0	0	-1	1	0	0	0	0	0	0	0	0	0	2.30
12	SiSt1	2.0	0.36	1	1	0	2	1	1	1	0	0	1	0	1	1	2.36
13	CCoSp1	2.5	0.14	0	0	0	0	2	0	1	1	0	0	1	1	0	2.64
		58.7												60.72			

Program Components

Program Components	Factor	The Judges Panel (in random order)										Scores of Panel		
Skating Skills	2.00	7.75	7.00	7.25	7.50	7.50	7.25	7.25	6.75	7.50	8.25	7.00	7.25	7.36
Transition / Linking Footwork	2.00	7.50	6.75	6.75	7.00	7.25	6.75	7.25	6.50	7.50	7.25	6.50	7.25	7.14
Performance / Execution	2.00	7.50	6.75	7.25	7.25	7.25	6.75	7.00	6.75	7.50	8.50	7.00	7.00	7.21
Choreography / Composition	2.00	7.75	6.75	7.00	7.75	7.50	7.25	7.25	6.50	7.25	7.75	6.75	7.25	7.25
Interpretation	2.00	7.75	7.00	7.25	7.75	7.50	7.25	7.50	6.75	7.25	8.25	7.00	7.25	7.36
Judges Total Program Component Score (factorized)												72.64		

Deductions:	Time Violation:	0.00	Music Violation:	0.00	Illegal Element:	0.00
	Costume & Prop violation:	0.00	Fall:	0.00		0.00

x Credit for highlight distribution, jump element multiplied by 1.1

Official ISU Sponsors





World Figure Skating Championships® 2005

March 13th – 20th

Moscow / Russia



MEN FREE SKATING JUDGES DETAILS

Rank	Name	NOC Code	Total Segment Score	Total Element Score	Total Program Score (factorized)	Total Component Score (factorized)	Total Deductions
			=	+	+	+	-
7	Chengjiang LI	CHN	130.83	64.27		66.56	0.00

#	Executed Elements	Base Value	GOE	The Judges Panel (in random order)										Scores of Panel		
1	4T	9.0	0.57	1	0	1	0	0	1	2	0	0	1	0	1	9.57
2	4S	9.5	1.00	0	1	2	1	1	1	1	0	0	1	1	2	10.50
3	FCSp2	2.3	0.21	0	0	1	0	0	1	1	0	0	0	1	1	2.51
4	3Lz	6.0	0.00	0	0	0	-1	0	0	0	0	0	-1	0	0	6.00
5	3A+3T	11.5	1.00	1	1	1	1	1	1	1	1	1	1	1	2	12.50
6	CSSp1	1.5	0.21	0	0	1	1	0	0	0	0	1	1	1	0	1.71
7	SIS1	2.0	0.07	0	0	0	0	0	1	0	0	0	1	0	1	2.07
8	3T	4.4 x	-0.86	-1	-1	0	-1	-1	-1	-1	0	-1	-1	-1	0	3.54
9	3Lo	5.5 x	-2.00	-2	-2	-2	-2	-2	-2	-2	-2	-2	-2	-2	-2	3.50
10	1A	0.9 x	-0.23	-2	-1	-1	-1	-1	-1	-1	-1	-1	-2	-1	-1	0.67
11	CS1	2.0	0.07	0	0	1	0	0	0	0	0	0	1	0	0	2.07
12	3S	5.0 x	0.29	0	0	0	1	1	0	0	0	0	1	0	1	5.29
13	FCCoSp2	3.0	0.00	0	0	0	-1	0	0	0	-1	0	0	0	0	3.00
14	SSp1	1.2	0.14	0	0	1	1	0	0	0	1	0	0	1	1	1.34
		63.8												64.27		

Program Components

Program Components	Factor													
Skating Skills	2.00	7.00	7.00	7.25	7.00	6.50	6.50	7.25	6.50	7.25	5.50	7.00	6.75	6.96
Transition / Linking Footwork	2.00	6.25	6.75	6.50	6.00	6.00	6.25	6.25	6.50	6.75	5.50	6.25	6.50	6.36
Performance / Execution	2.00	6.50	7.00	7.00	6.50	6.25	6.75	6.75	6.50	6.75	6.25	6.75	7.00	6.71
Choreography / Composition	2.00	6.25	7.00	7.00	6.00	6.00	6.50	6.75	6.50	6.75	6.00	6.75	6.50	6.57
Interpretation	2.00	6.25	7.00	7.00	6.25	6.25	6.50	6.75	6.50	6.75	5.75	6.75	7.00	6.68
Judges Total Program Component Score (factorized)														66.56

Deductions:	Time Violation:	0.00	Music Violation:	0.00	Illegal Element:	0.00
	Costume & Prop violation:	0.00	Fall:	0.00		0.00

x Credit for highlight distribution, jump element multiplied by 1.1

Rank	Name	NOC Code	Total Segment Score	Total Element Score	Total Program Score (factorized)	Total Component Score (factorized)	Total Deductions
			=	+	+	+	-
8	Frederic DAMBIER	FRA	130.30	63.60		66.70	0.00

#	Executed Elements	Base Value	GOE	The Judges Panel (in random order)										Scores of Panel		
1	4S	9.5	0.29	1	0	0	0	1	1	0	0	0	2	0	0	9.79
2	3F+2T+2T	8.1	0.00	0	0	0	-1	0	1	0	0	0	0	0	0	8.10
3	3A+2T+SEQ	7.0	-2.00	-2	-2	-2	-1	-2	-2	-2	-2	-2	-2	-2	-2	5.00
4	3A	7.5	0.00	-1	0	0	0	0	1	0	0	0	0	0	0	7.50
5	FSSp1	2.0	0.00	0	0	0	1	0	0	0	0	0	0	0	0	2.00
6	CS1	3.1	0.07	0	0	1	1	0	0	0	0	0	0	0	1	3.17
7	3S	5.0 x	0.29	0	0	0	0	0	0	0	0	1	2	0	1	5.29
8	3Lz	6.6 x	0.57	1	0	1	1	0	1	1	0	0	1	0	1	7.17
9	2Lo	1.7 x	0.00	0	0	0	0	0	0	0	0	0	0	0	0	1.70
10	USp1	1.2	-0.21	0	-1	0	-1	0	-1	-1	0	-1	-1	-1	-1	0.99
11	FSSp2	2.3	0.00	0	0	0	0	0	0	0	0	0	0	0	0	2.30
12	SIS1	2.0	0.29	1	0	1	1	1	1	0	1	0	1	0	1	2.29
13	3T+2T	5.8 x	0.00	0	0	0	0	0	0	0	0	0	1	0	0	5.80
14	CCoSp1	2.5	0.00	0	0	0	0	0	0	0	0	0	0	0	0	2.50
		64.3												63.60		

Program Components

Program Components	Factor													
Skating Skills	2.00	7.00	6.75	6.75	7.25	7.00	6.75	7.00	7.00	7.25	6.50	6.50	6.50	6.79
Transition / Linking Footwork	2.00	6.75	6.25	6.50	6.50	6.75	6.75	6.50	6.75	7.00	6.00	6.25	6.25	6.46
Performance / Execution	2.00	7.25	6.75	6.75	6.50	7.00	7.00	6.75	7.00	6.75	6.75	6.50	6.50	6.75
Choreography / Composition	2.00	7.00	6.50	6.75	6.75	6.75	7.00	6.75	7.00	6.75	6.25	6.50	6.50	6.64
Interpretation	2.00	7.25	6.75	7.00	6.75	6.75	7.00	6.75	7.00	6.50	6.75	6.50	6.50	6.71
Judges Total Program Component Score (factorized)														66.70

Deductions:	Time Violation:	0.00	Music Violation:	0.00	Illegal Element:	0.00
	Costume & Prop violation:	0.00	Fall:	0.00		0.00

x Credit for highlight distribution, jump element multiplied by 1.1

Official ISU Sponsors





World Figure Skating Championships® 2005

March 13th – 20th

Moscow / Russia



MEN FREE SKATING JUDGES DETAILS

Rank	Name	NOC Code	Total Segment Score	Total Element Score	Total Program Score (factorized)	Total Component Score (factorized)	Total Deductions
			=	+	+	+	-
9	Timothy GOEBEL	USA	129.84	68.04	63.80	63.80	2.00

#	Executed Elements	Base Value	GOE	The Judges Panel (in random order)											Scores of Panel		
1	3S	4.5	0.57	0	0	0	1	0	1	1	0	1	1	1	1	1	5.07
2	4T	9.0	-3.00	-3	-3	-3	-3	-3	-3	-3	-3	-3	-3	-3	-3	-3	6.00
3	3A+3T+2LO	13.0	0.14	0	0	0	1	0	0	1	0	0	1	0	0	0	13.14
4	3S+2T	5.8	0.14	0	0	0	0	0	1	0	0	1	1	0	0	0	5.94
5	FCSSp1	1.5	0.07	0	0	0	1	1	0	0	0	0	1	0	0	0	1.57
6	FCoSp1	2.0	0.36	0	1	1	1	1	0	0	0	0	1	1	1	1	2.36
7	3A	8.3	x	-3.00	-3	-3	-3	-3	-3	-3	-3	-3	-3	-3	-3	-3	5.30
8	3F	6.1	x	0.14	0	0	0	1	0	0	1	0	0	1	0	0	6.24
9	SiSt1	2.0	0.29	1	0	1	1	0	1	1	0	1	1	0	0	0	2.29
10	3LZ+2T	8.0	x	-0.29	0	-1	-1	0	0	-1	0	0	0	0	0	-1	7.71
11	CiSt1	2.0	0.07	1	0	0	0	0	0	1	0	0	0	0	0	0	2.07
12	3Lo	5.5	x	0.14	0	0	0	0	0	1	0	0	1	0	0	0	5.64
13	FSSp1	2.0	0.00	0	-1	1	-1	0	0	0	0	0	0	0	0	0	2.00
14	CCoSp1	2.5	0.21	0	0	0	0	1	1	1	0	0	1	1	0	0	2.71
			72.2												68.04		

Program Components

Program Components	Factor														
Skating Skills	2.00	6.50	6.50	6.25	6.75	6.75	6.25	6.75	6.25	6.75	6.25	6.50	6.50	6.25	6.54
Transition / Linking Footwork	2.00	6.25	6.75	5.75	6.25	6.50	5.75	6.50	6.00	6.50	6.25	6.00	6.00	6.00	6.29
Performance / Execution	2.00	6.00	6.25	6.00	6.50	6.50	6.25	6.50	6.25	6.25	6.25	6.50	6.25	6.00	6.25
Choreography / Composition	2.00	6.50	6.25	6.25	7.00	6.50	6.00	6.75	6.25	6.25	6.25	6.75	6.25	6.25	6.39
Interpretation	2.00	6.25	6.50	6.25	6.75	6.50	6.25	6.75	6.25	6.50	6.50	6.50	6.25	6.25	6.43
Judges Total Program Component Score (factorized)													63.80		

Deductions:	Time Violation:	0.00	Music Violation:	0.00	Illegal Element:	0.00
	Costume & Prop violation:	0.00	Fall:	-2.00		
						-2.00

x Credit for highlight distribution, jump element multiplied by 1.1

Rank	Name	NOC Code	Total Segment Score	Total Element Score	Total Program Score (factorized)	Total Component Score (factorized)	Total Deductions
			=	+	+	+	-
10	Stefan LINDEMANN	GER	127.58	62.28	66.30	66.30	1.00

#	Executed Elements	Base Value	GOE	The Judges Panel (in random order)											Scores of Panel	
1	4T+3T	13.0	1.14	1	1	1	2	1	1	1	1	0	2	1	2	14.14
2	3A	7.5	0.57	0	1	1	1	0	1	1	0	0	1	0	1	8.07
3	CSSp1	1.5	0.29	0	0	1	1	0	0	1	0	1	1	1	0	1.79
4	CiSt1	2.0	0.43	1	0	1	2	1	1	0	0	1	1	1	1	2.43
5	3Lo	5.0	1.00	1	0	1	1	1	1	1	0	1	1	1	2	6.00
6	3F	5.5	-3.00	-3	-3	-3	-3	-3	-3	-3	-3	-3	-3	-3	-3	2.50
7	CCoSp1	2.5	0.36	0	0	1	1	1	0	1	0	1	1	1	0	2.86
8	3Lz	6.6	x	0.00	1	0	-1	0	0	-1	-1	-1	0	0	0	6.60
9	1A	0.9	x	0.00	0	0	0	0	0	0	0	0	0	0	0	0.90
10	FCSp1	2.0	0.29	0	1	1	1	1	1	0	1	1	0	1	0	2.29
11	3S	5.0	x	0.00	-1	0	0	0	0	0	0	0	-1	1	0	5.00
12	SiSt1	2.0	0.36	1	1	1	0	1	0	0	0	0	1	0	1	2.36
13	3T	4.4	x	0.57	1	0	1	1	1	1	0	0	1	0	1	4.97
14	FSSp2	2.3	0.07	0	0	2	1	0	0	0	0	0	0	1	0	2.37
			60.2												62.28	

Program Components

Program Components	Factor													
Skating Skills	2.00	6.50	6.75	6.75	8.00	6.75	6.50	7.25	7.00	6.25	7.00	6.75	7.00	6.79
Transition / Linking Footwork	2.00	6.25	6.50	6.25	7.50	6.50	6.25	7.00	6.75	6.00	6.75	6.00	6.75	6.43
Performance / Execution	2.00	6.50	6.50	6.75	7.75	6.75	6.75	6.75	6.50	5.75	7.25	6.25	7.25	6.68
Choreography / Composition	2.00	6.50	6.50	6.50	7.75	6.75	6.75	7.00	6.75	5.75	6.50	6.25	7.00	6.57
Interpretation	2.00	6.50	6.75	6.75	8.00	6.75	6.75	7.25	6.50	6.00	6.75	6.25	7.00	6.68
Judges Total Program Component Score (factorized)													66.30	

Deductions:	Time Violation:	0.00	Music Violation:	0.00	Illegal Element:	0.00
	Costume & Prop violation:	0.00	Fall:	-1.00		
						-1.00

x Credit for highlight distribution, jump element multiplied by 1.1

Official ISU Sponsors





World Figure Skating Championships® 2005

March 13th – 20th

Moscow / Russia



MEN FREE SKATING JUDGES DETAILS

Rank	Name	NOC Code	Total Segment Score	Total Element Score	Program Score (factorized)	Total Component Score	Total Deductions
			=	+		+	-
11	Ivan DINEV	BUL	126.72	65.78		60.94	0.00

#	Executed Elements	Base Value	GOE	The Judges Panel (in random order)											Scores of Panel	
1	3F+3T+2LO	11.0	0.86	1	1	1	0	0	1	1	0	0	1	1	1	11.86
2	3A	7.5	0.00	0	0	0	0	0	0	1	0	0	0	0	-1	7.50
3	3Lz	6.0	0.57	0	1	0	1	0	1	1	0	1	1	0	1	6.57
4	2A	3.3	0.57	1	0	1	0	0	1	0	0	0	2	1	1	3.87
5	CCSp1	1.5	0.07	-1	0	1	0	0	1	0	0	0	0	1	0	1.57
6	3A+COMBO	8.3 x	-2.29	-3	-2	-2	-3	-2	-2	-3	-3	-2	-2	-3	-2	6.01
7	FCoSp1	2.0	0.07	0	0	0	1	0	0	0	0	0	1	1	0	2.07
8	CiSt2	3.1	0.14	0	0	1	0	1	0	0	0	0	1	0	0	3.24
9	3Lo	5.5 x	-0.71	-1	-1	0	-1	-1	-1	-1	-1	0	-1	-1	0	4.79
10	3T	4.4 x	0.00	0	0	0	0	0	0	0	0	0	0	0	0	4.40
11	3S	5.0 x	0.00	0	0	0	0	0	0	0	0	0	0	0	0	5.00
12	FSSp2	2.3	0.00	0	0	0	0	0	0	0	0	0	0	0	0	2.30
13	SIS2	3.1	0.50	1	1	1	0	1	1	1	0	1	1	1	1	3.60
14	CCoSp1	2.5	0.50	0	1	1	1	1	1	1	0	1	1	1	1	3.00
			65.5												65.78	

Program Components

Program Components	Factor	The Judges Panel (in random order)											Scores of Panel		
Skating Skills	2.00	6.00	6.25	6.50	6.50	6.50	6.25	6.25	6.50	6.00	6.00	6.25	6.25	6.25	6.29
Transition / Linking Footwork	2.00	5.50	5.75	6.00	5.75	6.25	6.25	5.75	6.00	5.75	5.75	5.50	6.00	5.75	5.82
Performance / Execution	2.00	6.00	6.00	6.50	6.25	6.50	6.25	6.25	5.75	5.75	6.50	6.25	6.00	6.21	6.21
Choreography / Composition	2.00	5.75	6.00	6.50	6.50	6.75	6.25	6.25	6.00	5.50	5.75	6.25	5.75	6.04	6.04
Interpretation	2.00	5.75	5.75	6.50	6.50	6.50	6.25	6.50	5.75	5.50	5.75	6.25	6.25	6.11	6.11
Judges Total Program Component Score (factorized)													60.94		

Deductions:	Time Violation:	0.00	Music Violation:	0.00	Illegal Element:	0.00
	Costume & Prop violation:	0.00	Fall:	0.00		0.00

x Credit for highlight distribution, jump element multiplied by 1.1

Rank	Name	NOC Code	Total Segment Score	Total Element Score	Program Score (factorized)	Total Component Score	Total Deductions
			=	+		+	-
12	Min ZHANG	CHN	123.17	67.67		55.50	0.00

#	Executed Elements	Base Value	GOE	The Judges Panel (in random order)											Scores of Panel
1	4T+2T	10.3	0.00	0	0	0	0	0	0	0	0	-1	0	0	10.30
2	4S+2T	10.8	-0.14	0	-1	0	0	-1	0	1	0	0	-1	1	10.66
3	FCSp1	2.0	0.07	0	0	0	0	0	0	0	0	1	0	1	2.07
4	3Lz	6.0	0.86	1	0	0	1	1	1	1	0	1	1	1	6.86
5	FSSp1	2.0	-0.21	-1	-1	0	-1	0	-1	0	-1	-1	-1	-1	1.79
6	3F+3T	10.5 x	0.14	1	0	0	1	0	0	0	0	0	0	1	10.64
7	CiSt1	2.0	0.00	0	-1	0	0	0	0	0	0	0	0	0	2.00
8	3Lo	5.5 x	-0.29	-1	0	0	0	0	-1	0	-1	0	-1	0	5.21
9	3F	6.1 x	-0.29	-1	0	1	-1	0	0	0	0	-1	-1	0	5.81
10	3S	5.0 x	0.43	0	1	1	1	0	1	0	1	0	1	0	5.43
11	SeSt1	2.0	0.00	1	0	0	0	0	0	0	0	0	0	0	2.00
12	1A	0.9 x	0.00	0	0	0	0	0	0	0	0	0	0	0	0.90
13	CCoSp1	2.5	0.00	0	0	0	0	0	0	0	0	0	-1	0	2.50
14	CSSo1	1.5	0.00	0	0	0	-1	0	0	0	0	0	0	-1	1.50
			67.1												67.67

Program Components

Program Components	Factor	The Judges Panel (in random order)											Scores of Panel	
Skating Skills	2.00	6.50	6.00	5.50	5.75	6.50	5.00	6.25	6.25	6.00	6.00	5.50	4.75	5.96
Transition / Linking Footwork	2.00	6.25	5.75	4.75	5.00	5.75	4.75	5.25	5.75	5.50	4.25	5.00	4.50	5.21
Performance / Execution	2.00	6.25	6.00	5.25	5.25	6.25	5.25	6.00	6.00	5.25	5.25	5.25	5.00	5.61
Choreography / Composition	2.00	6.25	5.50	5.00	5.50	6.00	5.00	5.75	6.00	5.50	5.00	5.25	4.50	5.43
Interpretation	2.00	6.00	5.75	5.25	5.00	6.00	4.75	5.75	6.00	5.50	5.25	5.25	5.00	5.54
Judges Total Program Component Score (factorized)													55.50	

Deductions:	Time Violation:	0.00	Music Violation:	0.00	Illegal Element:	0.00
	Costume & Prop violation:	0.00	Fall:	0.00		0.00

x Credit for highlight distribution, jump element multiplied by 1.1

Official ISU Sponsors





World Figure Skating Championships® 2005

March 13th – 20th

Moscow / Russia



MEN FREE SKATING JUDGES DETAILS

Rank	Name	NOC Code	Total Segment Score	Total Element Score	Program Score (factorized)	Total Component Score	Total Deductions
			=	+		+	-
13	Brian JOUBERT	FRA	122.63	53.97		70.66	2.00

#	Executed Elements	Base Value	GOE	The Judges Panel (in random order)											Scores of Panel	
1	3T	4.0	0.71	1	0	1	1	1	1	0	1	0	2	1	1	4.71
2	3A	7.5	0.00	0	0	0	0	0	1	0	0	0	0	-1	0	7.50
3	3Lz	6.0	0.43	1	0	1	0	1	0	1	0	0	0	0	0	6.43
4	USp1	1.2	0.00	0	0	0	0	0	0	0	0	0	1	0	0	1.20
5	4T	9.0	-3.00	-3	-3	-3	-3	-3	-3	-3	-3	-3	-3	-3	-3	6.00
6	3Lo	5.5	-1.00	-1	-1	-1	-1	-1	-1	-1	-1	-1	-1	-2	-1	4.50
7	3S+1T	5.4	-0.14	0	0	0	0	0	1	0	0	-1	0	0	-1	5.26
8	FSSp1	2.0	0.00	0	0	0	0	0	1	0	0	-1	0	0	0	2.00
9	CS1	2.0	0.43	1	1	1	0	1	0	1	0	0	1	1	0	2.43
10	2A	3.6	0.00	0	0	0	0	0	1	0	0	0	1	0	0	3.60
11	3F	6.1	-3.00	-3	-3	-3	-3	-3	-3	-3	-3	-3	-3	-3	-3	3.10
12	CCoSp1	2.5	-0.13	-1	-1	0	-1	0	0	0	-1	-1	0	-1	0	2.37
13	SIS1	2.0	0.36	1	1	1	2	1	1	0	1	0	1	1	0	2.36
14	FSSp2	2.3	0.21	0	1	1	0	1	0	1	0	0	0	0	0	2.51
							59.1								53.97	

Program Components

Program Components	Factor													
Skating Skills	2.00	7.25	7.50	7.50	7.25	7.75	7.00	7.50	7.25	7.25	7.00	7.00	7.00	7.29
Transition / Linking Footwork	2.00	6.25	7.00	7.00	6.75	7.50	6.75	7.25	7.00	6.75	6.75	6.75	6.75	6.89
Performance / Execution	2.00	6.75	7.25	7.25	7.00	7.50	7.00	7.00	7.25	6.75	7.25	6.75	6.75	7.00
Choreography / Composition	2.00	6.50	7.50	7.50	7.25	7.75	7.25	7.50	7.25	6.50	7.00	6.75	7.00	7.11
Interpretation	2.00	6.75	7.50	7.50	7.00	7.50	7.25	7.50	7.25	6.50	6.50	6.75	6.75	7.04
Judges Total Program Component Score (factorized)													70.66	

Deductions:	Time Violation:	0.00	Music Violation:	0.00	Illegal Element:	0.00
	Costume & Prop violation:	0.00	Fall:	-2.00		
						-2.00

x Credit for highlight distribution, jump element multiplied by 1.1

Rank	Name	NOC Code	Total Segment Score	Total Element Score	Program Score (factorized)	Total Component Score	Total Deductions
			=	+		+	-
14	Kristoffer BERTSSON	SWE	119.22	65.02		54.20	0.00

#	Executed Elements	Base Value	GOE	The Judges Panel (in random order)											Scores of Panel	
1	3A	7.5	-1.14	-1	-1	-1	-1	-1	-1	-2	-1	-2	0	-1	-1	6.36
2	3T+3T	8.0	0.00	0	0	0	0	0	0	0	0	0	0	0	-1	8.00
3	CSSp2	2.0	0.00	-1	0	0	-1	0	0	0	0	0	1	0	0	2.00
4	3Lz	6.0	-0.14	-1	0	0	-1	0	0	0	0	0	1	-1	0	5.86
5	CS1	3.1	0.00	0	0	0	0	0	0	0	0	0	0	0	0	3.10
6	3A+2T	9.7	-1.00	-1	-1	-1	-1	-1	-1	-1	-1	-1	-1	-1	-1	8.70
7	3Lo	5.5	0.00	0	0	0	0	0	0	0	0	0	1	0	0	5.50
8	FCCoSp1	2.5	0.00	0	0	1	0	0	0	0	0	0	0	0	0	2.50
9	3F	6.1	-1.00	-1	-1	-1	-1	-1	0	-1	-1	-1	0	-2	-1	5.10
10	SIS2	3.1	0.00	0	0	0	0	0	0	0	0	0	0	0	0	3.10
11	3S+2T	6.4	0.00	-1	0	0	0	0	1	0	0	0	0	0	0	6.40
12	FSSp2	2.3	0.00	0	0	0	-1	0	0	0	0	0	0	0	0	2.30
13	2A	3.6	0.00	0	0	0	0	0	0	0	0	0	0	0	0	3.60
14	CCoSp1	2.5	0.00	0	0	0	0	0	0	0	0	0	0	0	0	2.50
							68.3								65.02	

Program Components

Program Components	Factor													
Skating Skills	2.00	5.50	5.75	5.75	5.50	5.75	6.00	5.75	6.25	5.75	5.75	5.75	5.25	5.71
Transition / Linking Footwork	2.00	5.00	5.50	5.50	5.00	5.25	5.75	5.50	6.00	5.75	4.75	5.25	5.00	5.21
Performance / Execution	2.00	5.25	5.75	5.50	5.25	5.50	5.75	5.50	6.00	5.50	5.00	5.50	5.25	5.43
Choreography / Composition	2.00	5.00	5.50	5.50	5.25	5.25	6.00	6.00	6.00	5.50	4.75	5.50	5.25	5.36
Interpretation	2.00	5.00	5.50	5.25	5.00	5.50	5.75	6.00	6.00	5.50	4.50	5.50	5.50	5.39
Judges Total Program Component Score (factorized)													54.20	

Deductions:	Time Violation:	0.00	Music Violation:	0.00	Illegal Element:	0.00
	Costume & Prop violation:	0.00	Fall:	0.00		
						0.00

x Credit for highlight distribution, jump element multiplied by 1.1

Official ISU Sponsors





World Figure Skating Championships® 2005

March 13th – 20th

Moscow / Russia



MEN FREE SKATING JUDGES DETAILS

Rank	Name	NOC Code	Total Segment Score	Total Element Score	Program Score (factorized)	Total Component Score	Total Deductions
			=	+		+	-
15	Sergei DOBRIN	RUS	116.92	59.58		57.34	0.00

#	Executed Elements	Base Value	GOE	The Judges Panel (in random order)										Scores of Panel			
1	3A+3T	11.5	0.00	0	0	0	-1	0	0	0	0	0	0	0	0	0	11.50
2	3A	7.5	-1.00	-1	-1	-1	-1	-1	0	-1	-1	-1	-1	-1	-1	-1	6.50
3	3LZ+2T	7.3	-1.00	-2	-1	-1	-1	-1	-1	-1	-1	0	-1	-1	-1	-1	6.30
4	FCSp1	2.0	0.21	0	0	0	0	1	1	0	0	1	1	1	1	0	2.21
5	3F	5.5	-0.14	0	0	0	-1	0	0	0	-1	0	0	-1	-1	0	5.36
6	2Lo	1.5	0.00	0	0	0	0	0	0	0	0	0	0	0	0	0	1.50
7	CSSp2	2.0	0.00	0	0	0	-1	0	0	-1	0	0	0	0	0	0	2.00
8	3Lz	6.6 x	0.00	0	0	0	0	0	0	0	0	0	1	0	0	0	6.60
9	SiSt2	3.1	-0.10	0	0	-1	-1	0	0	-1	0	0	0	0	0	0	3.00
10	3S	5.0 x	0.14	-1	0	0	0	0	1	0	0	0	1	0	1	0	5.14
11	2A	3.6 x	-0.70	-1	0	-1	-1	-1	0	-1	-1	-1	-1	-1	-1	-1	2.90
12	CoSp1	2.0	0.00	0	0	0	0	0	0	0	0	1	0	0	0	0	2.00
13	CiSt1	2.0	0.00	0	0	-1	0	0	0	0	0	0	0	0	0	0	2.00
14	CCoSp1	2.5	0.07	-1	0	0	0	0	1	1	0	1	0	0	0	0	2.57
		62.1															59.58

Program Components

Program Components	Factor													
Skating Skills	2.00	5.75	5.50	5.75	5.25	6.00	6.00	6.00	6.00	6.25	5.75	6.00	5.50	5.82
Transition / Linking Footwork	2.00	5.25	5.50	5.00	4.75	5.75	5.75	5.50	5.75	6.00	5.75	5.75	5.50	5.57
Performance / Execution	2.00	5.75	5.50	5.25	4.75	6.00	6.25	5.50	5.75	6.00	6.00	6.00	5.50	5.75
Choreography / Composition	2.00	5.50	5.75	5.50	5.25	5.75	6.00	5.75	6.00	6.00	5.75	6.00	5.50	5.71
Interpretation	2.00	5.50	5.75	5.25	4.50	5.75	6.00	5.75	5.75	6.25	6.25	6.00	5.75	5.82
Judges Total Program Component Score (factorized)														57.34

Deductions:	Time Violation:	0.00	Music Violation:	0.00	Illegal Element:	0.00
	Costume & Prop violation:	0.00	Fall:	0.00		0.00

x Credit for highlight distribution, jump element multiplied by 1.1

Rank	Name	NOC Code	Total Segment Score	Total Element Score	Program Score (factorized)	Total Component Score	Total Deductions
			=	+		+	-
16	Andrei GRIADEV	RUS	116.39	52.51		64.88	1.00

#	Executed Elements	Base Value	GOE	The Judges Panel (in random order)										Scores of Panel			
1	4T	9.0	1.14	1	1	1	0	1	1	1	0	1	2	1	2	0	10.14
2	3A	7.5	-1.86	-1	-2	-2	-2	-2	-2	-2	-2	-2	-1	-2	-2	-2	5.64
3	3Lz	6.0	-3.00	-3	-3	-3	-3	-3	-3	-3	-3	-3	-3	-3	-3	-3	3.00
4	1A	0.8	0.00	0	0	0	0	0	0	0	0	0	1	0	0	0	0.80
5	FCSp1	2.0	0.36	0	0	1	0	1	1	1	1	0	2	1	1	1	2.36
6	2F	1.7	0.00	0	0	0	0	0	0	-1	0	0	0	0	0	0	1.70
7	USp1	1.2	0.14	0	0	0	0	1	1	1	0	0	1	0	0	0	1.34
8	CiSt2	3.1	0.29	1	0	1	0	1	1	0	0	1	2	0	0	0	3.39
9	3S+3T	9.4 x	0.71	0	0	1	0	1	1	1	1	1	1	0	1	0	10.11
10	2A	3.6 x	0.00	0	0	1	-1	0	0	0	0	0	0	-1	0	0	3.60
11	3Lo	5.5 x	-1.43	-2	-1	-2	-1	-2	-1	-1	-1	-1	-1	-2	-1	-1	4.07
12	CSSp1	1.5	0.00	0	0	0	0	0	0	0	0	0	1	0	0	0	1.50
13	SiSt1	2.0	0.36	1	0	1	0	1	1	0	1	0	2	1	1	1	2.36
14	CCoSp1	2.5	0.00	0	0	0	0	0	0	0	0	0	1	0	0	0	2.50
		55.8															52.51

Program Components

Program Components	Factor													
Skating Skills	2.00	6.25	6.25	7.00	6.25	6.75	6.50	6.75	6.75	7.50	7.00	6.25	6.50	6.64
Transition / Linking Footwork	2.00	5.75	6.00	6.50	5.75	6.50	6.00	6.50	6.50	7.75	6.50	5.75	6.25	6.29
Performance / Execution	2.00	5.50	6.25	6.75	6.00	6.75	6.25	6.25	6.75	7.00	7.50	6.00	6.00	6.43
Choreography / Composition	2.00	5.75	6.00	7.00	5.75	6.75	6.50	6.75	6.50	7.25	6.75	6.00	6.50	6.54
Interpretation	2.00	5.75	6.25	7.00	5.75	6.75	6.50	6.75	6.75	7.00	6.75	6.00	6.25	6.54
Judges Total Program Component Score (factorized)														64.88

Deductions:	Time Violation:	0.00	Music Violation:	0.00	Illegal Element:	0.00
	Costume & Prop violation:	0.00	Fall:	-1.00		-1.00

x Credit for highlight distribution, jump element multiplied by 1.1

Official ISU Sponsors





World Figure Skating Championships® 2005

March 13th – 20th

Moscow / Russia



MEN FREE SKATING JUDGES DETAILS

Rank	Name	NOC Code	Total Segment Score	Total Element Score	Total Program Component Score (factorized)	Total Deductions
			=	+	+	-
17	Gheorghe CHIPER	ROM	113.06	55.34	59.72	2.00

#	Executed Elements	Base Value	GOE	The Judges Panel (in random order)											Scores of Panel			
1	3T	4.0	1.00	1	0	1	0	1	1	1	0	1	2	1	1	5.00		
2	3A+3T	11.5	1.14	1	1	1	1	1	1	1	0	1	2	0	2	12.64		
3	3LZ+2T	7.3	0.00	0	0	0	0	0	0	0	0	0	1	0	0	7.30		
4	SSp2	1.6	0.00	0	0	0	1	0	0	0	0	0	0	0	0	1.60		
5	3A	7.5	-3.00	-3	-3	-3	-3	-3	-3	-3	-3	-3	-3	-3	-3	4.50		
6	CSi2	3.1	0.21	0	0	1	2	1	1	0	0	0	1	1	0	3.31		
7	3S	5.0 x	-0.71	-1	0	0	-1	0	0	-1	0	-1	-1	-1	-1	4.29		
8	CCoSp1	2.5	0.00	0	0	0	1	0	0	0	0	0	0	0	0	2.50		
9	3Lo	5.5 x	-3.00	-3	-3	-3	-3	-3	-3	-3	-3	-3	-3	-3	-3	2.50		
10	3F	6.1 x	-1.57	-2	-1	-2	-1	-2	-1	-1	-1	-2	0	-1	-2	4.53		
11	CoSp2	2.5	-0.09	-1	0	0	0	0	0	0	0	0	-1	-1	-1	2.41		
12	1A	0.9 x	-0.40	-2	-2	-2	-1	-2	-2	-2	-2	-2	-2	-2	-2	0.50		
13	SIS1	2.0	-0.04	0	0	0	1	0	0	-1	0	-1	1	0	0	1.96		
14	FSSp2	2.3	0.00	-1	0	1	1	0	0	0	0	0	0	0	0	2.30		
						61.8												55.34

Program Components

Program Components	Factor	1	2	3	4	5	6	7	8	9	10	11	12	13	14	
Skating Skills	2.00	5.50	6.00	6.00	6.25	6.25	6.00	6.00	6.00	5.75	6.50	6.75	7.25	5.75	5.50	6.00
Transition / Linking Footwork	2.00	5.25	6.25	6.25	6.00	6.00	6.00	5.75	5.50	6.00	6.25	7.00	5.50	5.25	5.86	5.86
Performance / Execution	2.00	5.50	6.25	6.25	5.75	6.25	5.75	5.50	6.25	6.25	7.50	5.50	5.50	5.50	5.93	5.93
Choreography / Composition	2.00	5.25	6.00	6.75	6.50	6.25	6.25	5.75	6.25	6.00	6.75	5.50	5.25	5.93	5.93	5.93
Interpretation	2.00	5.25	6.25	6.75	6.50	6.50	6.50	6.00	6.00	6.25	6.50	7.25	5.50	5.50	6.14	6.14

Judges Total Program Component Score (factorized)

Deductions:	Time Violation:	0.00	Music Violation:	0.00	Illegal Element:	0.00
	Costume & Prop violation:	0.00	Fall:	-2.00		-2.00

x Credit for highlight distribution, jump element multiplied by 1.1

Rank	Name	NOC Code	Total Segment Score	Total Element Score	Total Program Component Score (factorized)	Total Deductions
			=	+	+	-
18	Daisuke TAKAHASHI	JPN	108.04	50.12	60.92	3.00

#	Executed Elements	Base Value	GOE	The Judges Panel (in random order)											Scores of Panel			
1	2T	1.3	-1.00	-3	-3	-3	-3	-3	-3	-3	-3	-3	-3	-3	-3	0.30		
2	3A+2T	8.8	-1.00	-1	-1	-1	-1	-1	-1	-1	-1	-1	-1	-1	-1	7.80		
3	3A	7.5	1.00	1	0	1	2	1	1	1	1	2	1	1	1	8.50		
4	FCCoSp1	2.0	0.14	0	0	0	1	1	1	0	0	1	1	1	0	2.14		
5	CSi2	3.1	0.36	1	1	0	0	1	1	1	1	-1	1	1	0	3.46		
6	3Lz	6.0	-0.71	-1	0	0	-1	-1	0	-1	-1	-1	-1	-1	0	5.29		
7	LSp1	1.2	0.07	0	1	0	0	0	1	0	0	0	1	0	0	1.27		
8	3S	5.0 x	0.00	0	0	0	0	0	0	0	0	0	0	0	1	5.00		
9	2Lo	1.7 x	-1.00	-3	-3	-3	-3	-3	-3	-3	-3	-3	-3	-3	-3	0.70		
10	3Lz+COMBO	6.6 x	-2.00	-2	-2	-2	0	-2	-2	-2	-2	-2	-2	-2	-2	4.60		
11	3F	6.1 x	-3.00	-3	-3	-3	-3	-3	-3	-3	-3	-3	-3	-3	-3	3.10		
12	SSp2	1.6	-0.17	-1	0	-1	0	0	0	0	0	0	0	-2	-2	1.43		
13	SIS2	3.1	0.36	1	0	0	0	1	1	1	0	0	1	1	1	3.46		
14	FCCoSp2	3.0	0.07	0	1	0	0	1	1	0	0	0	0	0	0	3.07		
						57.0												50.12

Program Components

Program Components	Factor	1	2	3	4	5	6	7	8	9	10	11	12	13	14	
Skating Skills	2.00	6.00	6.25	6.25	6.00	6.50	6.50	6.50	6.50	7.00	6.00	7.25	6.50	6.25	6.32	6.32
Transition / Linking Footwork	2.00	5.50	5.75	5.75	5.50	6.50	6.50	6.50	6.50	6.75	5.75	5.50	6.25	6.00	5.93	5.93
Performance / Execution	2.00	5.25	6.25	6.00	5.75	6.25	6.50	5.75	7.00	5.50	6.50	6.25	6.00	6.00	6.00	6.00
Choreography / Composition	2.00	5.50	6.25	6.00	6.00	6.50	6.75	6.50	7.00	5.75	5.75	6.25	6.50	6.14	6.14	6.14
Interpretation	2.00	5.25	6.25	6.25	5.75	6.50	6.75	6.75	7.00	5.50	5.75	6.25	6.00	6.07	6.07	6.07

Judges Total Program Component Score (factorized)

Deductions:	Time Violation:	0.00	Music Violation:	0.00	Illegal Element:	0.00
	Costume & Prop violation:	0.00	Fall:	-3.00		-3.00

x Credit for highlight distribution, jump element multiplied by 1.1

Official ISU Sponsors





World Figure Skating Championships® 2005

March 13th – 20th

Moscow / Russia



MEN FREE SKATING JUDGES DETAILS

Rank	Name	NOC Code	Total Segment Score	Total Element Score	Total Program Component Score (factorized)	Total Deductions
			=	+	+	-
19	Karel ZELENKA	ITA	106.22	54.36	51.86	0.00

#	Executed Elements	Base Value	GOE	The Judges Panel (in random order)											Scores of Panel	
1	2A	3.3	0.57	0	0	1	0	0	0	0	0	1	1	1	1	3.87
2	3F+3T	9.5	0.14	0	0	1	0	0	0	1	0	0	0	0	0	9.64
3	FSSo2	2.3	0.00	0	0	0	0	0	0	-1	0	0	0	0	0	2.30
4	2A	3.3	0.14	1	0	0	0	0	1	0	0	0	1	0	0	3.44
5	1Lz	0.6	-0.23	-2	-2	-3	-3	-2	-2	-2	-2	-3	-3	-2	0.37	
6	CSSo2	2.0	0.00	-1	0	0	0	0	-1	0	0	0	0	0	0	2.00
7	3Lo	5.5	0.00	0	0	0	0	0	0	0	0	0	1	0	0	5.50
8	3Lz+2T	8.0	x	-1.00	0	-1	-1	-1	-1	0	-1	-1	-1	-1	-1	7.00
9	3F	6.1	x	0.29	0	0	1	1	0	1	0	0	0	1	0	6.39
10	SeSt2	3.1	0.00	0	0	0	0	0	0	0	0	0	1	0	0	3.10
11	3S	5.0	x	0.00	0	0	0	1	-1	0	0	0	0	0	0	5.00
12	CCoSp1	2.5	-0.09	-1	-1	0	0	0	0	0	0	-1	0	0	0	2.41
13	SIS1	2.0	0.00	0	0	0	1	0	1	0	0	0	0	0	0	2.00
14	USp1	1.2	0.14	1	0	0	0	0	0	0	0	0	1	0	1	1.34
			54.4												54.36	

Program Components

Program Components	Factor													
Skating Skills	2.00	5.25	5.25	5.50	4.75	4.75	5.25	5.50	5.50	5.50	6.50	5.25	4.75	5.29
Transition / Linking Footwork	2.00	5.50	5.25	5.00	4.25	4.25	4.75	5.00	5.25	5.25	5.50	5.00	4.75	5.11
Performance / Execution	2.00	5.25	5.00	5.25	4.75	4.50	5.00	5.25	5.50	5.25	5.50	5.25	5.00	5.18
Choreography / Composition	2.00	5.00	5.25	5.25	5.00	4.25	5.00	5.25	5.50	5.00	6.00	5.25	5.00	5.14
Interpretation	2.00	5.25	5.00	5.25	5.00	4.25	5.00	5.25	5.50	5.25	6.00	5.50	5.00	5.21
Judges Total Program Component Score (factorized)													51.86	

Deductions:	Time Violation:	0.00	Music Violation:	0.00	Illegal Element:	0.00
	Costume & Prop violation:	0.00	Fall:	0.00		0.00

x Credit for highlight distribution, jump element multiplied by 1.1

Rank	Name	NOC Code	Total Segment Score	Total Element Score	Total Program Component Score (factorized)	Total Deductions
			=	+	+	-
20	Roman SEROV	ISR	106.19	55.27	50.92	0.00

#	Executed Elements	Base Value	GOE	The Judges Panel (in random order)											Scores of Panel
1	3Lz	6.0	0.00	0	0	0	0	0	0	0	0	1	0	0	6.00
2	3A	7.5	-0.29	-1	0	0	0	0	0	-1	0	0	-1	0	7.21
3	3A+2T	8.8	-2.00	-3	-1	-2	-2	-2	-2	-2	-3	-2	-2	-2	6.80
4	FCSp1	2.0	0.07	-1	0	1	0	0	0	0	0	0	1	0	2.07
5	3F+2T+LO	6.8	-0.86	-2	-1	0	-1	-1	0	0	0	-2	-1	0	5.94
6	CCoSp1	2.5	0.00	0	0	0	1	0	0	0	0	0	0	0	2.50
7	CSi2	3.1	0.07	0	0	1	0	0	0	0	0	0	1	0	3.17
8	3Lz+COMBO	6.6	x	-1.57	-2	-2	-2	0	-2	-1	-1	-1	-1	-2	5.03
9	3Lo	5.5	x	0.00	0	0	0	0	0	0	-1	-1	0	0	5.50
10	3S	5.0	x	-0.14	-1	0	0	0	0	0	0	-1	1	0	4.86
11	CSSo1	1.5	0.00	0	0	0	1	0	0	0	0	0	0	0	1.50
12	SIS1	2.0	0.00	0	0	0	0	0	-1	0	0	0	0	-1	2.00
13	1A	0.9	x	0.00	0	0	0	0	0	0	0	0	0	0	0.90
14	FCoSp1	2.0	-0.21	-1	-1	-1	0	0	-1	-1	-1	-1	0	-1	1.79
			60.2												55.27

Program Components

Program Components	Factor													
Skating Skills	2.00	4.75	5.00	5.50	5.25	5.25	5.00	5.25	5.75	5.75	6.50	5.25	4.50	5.25
Transition / Linking Footwork	2.00	4.50	5.25	5.25	4.75	5.00	4.50	4.75	5.50	5.25	6.00	4.75	4.75	5.00
Performance / Execution	2.00	4.75	5.00	5.25	5.00	5.00	4.75	5.00	5.75	5.00	5.50	5.00	4.75	5.00
Choreography / Composition	2.00	4.50	5.25	5.50	5.00	5.25	5.00	5.25	5.75	5.00	6.00	5.00	4.75	5.14
Interpretation	2.00	4.25	5.00	5.50	5.00	5.00	5.00	5.25	5.75	4.75	5.50	5.00	5.00	5.07
Judges Total Program Component Score (factorized)													50.92	

Deductions:	Time Violation:	0.00	Music Violation:	0.00	Illegal Element:	0.00
	Costume & Prop violation:	0.00	Fall:	0.00		0.00

x Credit for highlight distribution, jump element multiplied by 1.1

Official ISU Sponsors





World Figure Skating Championships® 2005

March 13th – 20th

Moscow / Russia



MEN FREE SKATING JUDGES DETAILS

Rank	Name	NOC Code	Total Segment Score	Total Element Score	Program Score (factorized)	Total Component Score	Total Deductions
			=	+		+	-
21	Jamal OTHMAN	SUI	104.51	52.49		53.02	1.00

#	Executed Elements	Base Value	GOE	The Judges Panel (in random order)										Scores of Panel		
1	SeSt1	2.0	0.29	1	1	0	0	0	1	0	0	1	0	1	1	2.29
2	3LZ+2T+2T	8.6	-0.43	0	0	-1	0	0	0	-1	-1	0	0	-1	-1	8.17
3	2A+2A+SEQ	5.3	0.14	0	1	0	0	0	1	0	0	0	1	0	0	5.44
4	3F	5.5	-0.57	0	0	-1	-1	0	0	0	-1	-1	-1	-1	-1	4.93
5	CoSp1	2.0	0.50	1	1	1	1	1	0	0	0	1	1	1	1	2.50
6	3Lo	5.0	-0.43	-1	0	0	-1	-1	0	0	0	-1	0	-1	0	4.57
7	FCSp1	2.0	0.00	0	0	0	0	0	0	0	0	1	0	0	0	2.00
8	3S	5.0 x	0.29	0	0	0	0	0	1	0	1	1	1	0	1	5.29
9	3Lz	6.6 x	0.00	0	0	0	0	0	0	0	-1	-1	0	0	0	6.60
10	CCoSp1	2.5	0.00	0	0	0	1	0	0	1	-1	0	0	0	0	2.50
11	2F+2T	3.3 x	0.00	0	0	0	0	0	0	0	0	0	0	0	0	3.30
12	SiSt1	2.0	-1.00	-3	-3	-3	-3	-3	-3	-3	-3	-3	-3	-3	-3	1.00
13	1A	0.9 x	0.00	-1	0	0	0	0	0	0	0	0	0	0	0	0.90
14	FCCoSp2	3.0	0.00	0	0	0	1	0	-1	0	0	0	0	0	0	3.00
		53.7														52.49

Program Components

Program Components	Factor													
Skating Skills	2.00	5.50	5.25	5.25	4.75	5.50	5.00	5.25	5.25	5.75	5.75	5.25	5.25	5.39
Transition / Linking Footwork	2.00	6.00	5.25	5.00	4.50	5.25	4.50	4.75	5.00	6.00	5.50	5.00	5.00	5.29
Performance / Execution	2.00	5.75	5.25	5.50	4.50	5.25	4.75	4.75	5.00	5.75	5.00	5.25	5.00	5.29
Choreography / Composition	2.00	5.75	5.25	5.00	5.00	5.50	4.75	5.00	5.25	5.75	5.25	5.25	5.00	5.29
Interpretation	2.00	5.75	5.00	5.00	4.75	5.50	5.00	5.25	5.00	5.50	4.75	5.25	5.25	5.25
Judges Total Program Component Score (factorized)														53.02

Deductions:	Time Violation:	0.00	Music Violation:	0.00	Illegal Element:	0.00
	Costume & Prop violation:	0.00	Fall:	-1.00		
						-1.00

x Credit for highlight distribution, jump element multiplied by 1.1

Rank	Name	NOC Code	Total Segment Score	Total Element Score	Program Score (factorized)	Total Component Score	Total Deductions
			=	+		+	-
22	Sergei DAVYDOV	BLR	99.76	47.56		52.20	0.00

#	Executed Elements	Base Value	GOE	The Judges Panel (in random order)										Scores of Panel		
1	3A+3T+SEQ	9.2	-2.00	-2	-2	-2	-2	-2	-2	-2	-2	-2	-2	-2	-2	7.20
3	3LZ+2T	7.3	0.00	0	0	0	0	0	1	0	0	0	1	0	0	7.30
4	FCSp1	2.0	0.00	0	0	0	0	0	0	0	0	0	1	0	0	2.00
5	2F	1.7	0.00	1	0	0	0	0	0	0	0	0	0	0	-1	1.70
6	SiSt1	2.0	0.07	0	1	0	0	0	-1	0	0	0	1	0	0	2.07
7	3F+2T	7.5 x	-0.14	-1	0	0	0	0	0	0	0	0	-1	0	0	7.36
8	3S	5.0 x	0.29	0	0	1	1	0	0	0	1	0	1	0	1	5.29
9	CCoSp1	2.5	-0.04	-1	-1	0	-1	0	0	1	0	0	0	0	0	2.46
10	2Lo	1.7 x	-0.09	0	-1	0	0	0	0	0	0	0	-1	-1	0	1.61
11	SeSt1	2.0	0.00	0	0	0	1	0	0	0	0	0	1	0	0	2.00
12	2T	1.4 x	0.00	0	0	0	0	0	0	0	0	0	1	0	0	1.40
13	2A	3.6 x	0.00	0	0	0	0	0	1	0	0	0	1	0	0	3.60
14	FSSp1	2.0	0.00	0	0	0	0	0	0	0	0	0	0	0	0	2.00
15	CSSp1	1.5	0.07	0	0	1	0	0	1	0	0	0	1	0	0	1.57
		49.4														47.56

Program Components

Program Components	Factor													
Skating Skills	2.00	5.50	5.00	5.25	5.00	5.25	5.25	5.75	5.25	5.75	6.75	5.75	5.00	5.46
Transition / Linking Footwork	2.00	4.75	5.00	4.75	4.50	5.00	4.75	5.50	5.00	5.75	4.25	5.25	4.50	4.96
Performance / Execution	2.00	5.00	5.00	5.25	4.50	5.25	4.75	5.50	5.00	5.50	5.50	5.50	4.75	5.29
Choreography / Composition	2.00	5.25	5.00	5.00	4.75	5.25	5.00	5.75	5.00	5.75	4.75	5.25	4.50	5.18
Interpretation	2.00	5.25	5.25	5.25	4.75	5.25	4.75	5.75	5.00	5.25	5.00	5.25	5.00	5.21
Judges Total Program Component Score (factorized)														52.20

Deductions:	Time Violation:	0.00	Music Violation:	0.00	Illegal Element:	0.00
	Costume & Prop violation:	0.00	Fall:	0.00		
						0.00

x Credit for highlight distribution, jump element multiplied by 1.1

Official ISU Sponsors





World Figure Skating Championships® 2005

March 13th – 20th

Moscow / Russia



MEN FREE SKATING JUDGES DETAILS

Rank	Name	NOC Code	Total Segment Score	Total Element Score	Program Score (factorized)	Total Component Score	Total Deductions
			=	+		+	-
23	Viktor PFEIFER	AUT	97.64	51.06		47.58	1.00

#	Executed Elements	Base Value	GOE	The Judges Panel (in random order)											Scores of Panel	
1	2A	3.3	0.14	0	0	-3	0	0	1	0	0	0	1	0	1	3.44
2	3Lz	6.0	-3.00	-3	-3	-3	-3	-3	-3	-3	-3	-3	-3	-3	-3	3.00
3	3F+3T	9.5	-0.57	-1	0	0	-1	-1	0	-1	-1	-1	0	-1	0	8.93
4	3S+3T	8.5	-0.86	-1	0	-1	-1	-1	-1	-1	-1	-1	-1	-1	0	7.64
5	CSp2	1.6	0.14	-1	1	0	1	0	0	0	0	0	1	1	0	1.74
6	3F	5.5	-0.43	-1	0	0	-1	-1	0	-1	-1	0	0	-1	0	5.07
7	3Lo	5.0	0.14	0	0	1	0	0	0	0	0	0	0	0	1	5.14
8	FCCoSp1	2.5	0.00	0	0	0	0	0	0	0	0	0	1	0	0	2.50
9	SISt1	2.0	0.00	0	0	0	0	0	0	0	0	0	0	0	0	2.00
10	1A	0.9 _x	-0.40	-2	-2	-2	-3	-2	-2	-2	-2	-2	-2	-2	-2	0.50
11	2A+2T	5.1 _x	-0.50	-2	0	0	0	-1	0	-1	-1	-1	-1	-1	0	4.60
12	CCoSp1	2.5	0.00	-1	0	0	-1	0	0	0	0	0	0	0	0	2.50
13	CiSt1	2.0	0.00	0	0	0	0	0	0	0	0	0	0	0	0	2.00
14	FCSp1	2.0	0.00	0	1	0	0	0	0	0	0	0	0	0	0	2.00
		56.4														51.06

Program Components

Factor

Skating Skills	2.00	4.50	5.25	5.25	4.50	4.50	4.75	4.75	5.00	5.25	4.50	5.00	4.50	4.82
Transition / Linking Footwork	2.00	4.25	5.00	5.00	4.25	4.00	4.75	4.50	4.75	5.00	4.50	4.50	4.75	4.64
Performance / Execution	2.00	4.50	5.25	5.25	4.50	4.50	4.75	4.50	4.75	5.00	4.75	4.75	4.75	4.79
Choreography / Composition	2.00	4.50	5.00	5.00	4.75	4.25	4.75	4.75	4.75	5.00	4.75	4.75	4.50	4.75
Interpretation	2.00	4.50	5.25	5.25	4.75	4.25	5.00	4.75	4.75	5.00	4.25	5.00	4.75	4.79
Judges Total Program Component Score (factorized)														47.58

Deductions:

Time Violation:	0.00	Music Violation:	0.00	Illegal Element:	0.00
Costume & Prop violation:	0.00	Fall:	-1.00		
					-1.00

x Credit for highlight distribution, jump element multiplied by 1.1

printed: 17.03.2005 23:02:07

Official ISU Sponsors



MASTERS COLORS

MARY COHR



GUINOT





World Figure Skating Championships® 2005

March 13th – 20th

Moscow / Russia



MEN QUALIFYING FREE SKATING A JUDGES DETAILS

Rank	Name	NOC Code	Total Segment Score	Total Element Score	Program Score (factorized)	Total Component Score	Total Deductions
			=	+		+	-
1	Evgeni PLUSHENKO	RUS	151.90	76.20		75.70	0.00

# Executed Elements	Base Value	GOE	The Judges Panel (in random order)											Scores of Panel			
1	3Lz+3T+2LO	11.5	0.80	1	0	1	1	2	0	0	1	1	0	0	-	-	12.30
2	2A	3.3	0.40	0	0	1	0	2	0	1	1	1	0	-	-	3.70	
3	3A+2T	8.8	1.00	1	0	1	2	2	1	1	1	1	0	-	-	9.80	
4	3Lz	6.0	0.80	0	1	2	0	2	0	0	0	1	1	-	-	6.80	
5	3F+2T	6.8	0.00	0	0	0	0	0	-1	0	0	1	0	-	-	6.80	
6	3S	5.0 x	1.00	1	1	2	1	1	1	1	1	1	1	-	-	6.00	
7	FCCoSp1	2.5	0.30	1	0	0	1	1	0	1	0	1	1	-	-	2.80	
8	ClSt2	3.1	0.40	1	0	1	0	1	1	2	1	1	1	-	-	3.50	
9	3A	8.3 x	-1.20	-1	-1	-1	-2	-1	0	-1	-3	-1	-1	-	-	7.10	
10	3Lo	5.5 x	0.80	0	0	1	1	1	0	0	1	1	1	-	-	6.30	
11	FCSp2	2.3	0.10	1	0	0	0	1	1	0	0	0	0	-	-	2.40	
12	SIS2	3.1	0.60	0	1	1	1	2	1	2	2	1	1	-	-	3.70	
13	CSSp2	2.0	0.00	0	0	0	0	1	0	0	0	0	0	-	-	2.00	
14	CCoSp1	2.5	0.50	1	0	1	1	2	1	1	1	1	1	-	-	3.00	
			70.7												76.20		

Program Components

Program Components	Factor													
Skating Skills	2.00	7.25	7.75	7.00	8.25	8.00	7.75	8.25	7.50	7.00	8.00	-	-	7.70
Transition / Linking Footwork	2.00	6.75	7.25	7.25	8.00	8.25	6.75	8.50	6.50	7.25	7.00	-	-	7.25
Performance / Execution	2.00	7.25	7.75	7.00	8.00	8.00	8.00	8.00	7.25	7.75	8.00	-	-	7.65
Choreography / Composition	2.00	7.25	7.50	7.25	8.25	7.75	6.75	8.50	7.25	7.00	7.50	-	-	7.45
Interpretation	2.00	7.50	7.75	7.25	8.25	8.25	8.00	8.50	7.50	8.00	8.00	-	-	7.80
Judges Total Program Component Score (factorized)													75.70	

Deductions:	Time Violation:	0.00	Music Violation:	0.00	Illegal Element:	0.00	
	Costume & Prop violation:	0.00	Fall:	0.00			0.00

Rank	Name	NOC Code	Total Segment Score	Total Element Score	Program Score (factorized)	Total Component Score	Total Deductions
			=	+		+	-
2	Stefan LINDEMANN	GER	130.00	62.00		70.00	2.00

# Executed Elements	Base Value	GOE	The Judges Panel (in random order)											Scores of Panel		
1	4T+3T	13.0	0.80	1	0	2	0	0	1	1	2	1	1	-	-	13.80
2	3A	7.5	-0.60	-1	-1	0	-2	0	-1	-1	0	-1	-1	-	-	6.90
3	CSSp1	1.5	0.40	0	1	1	1	1	0	0	1	1	0	-	-	1.90
4	ClSt1	2.0	0.30	0	0	1	0	1	2	0	1	1	1	-	-	2.30
5	2Lo	1.5	0.20	1	0	1	0	0	0	0	1	1	0	-	-	1.70
6	3F	5.5	-2.20	-2	-2	-2	-3	-2	-2	-2	-3	-2	-2	-	-	3.30
7	CCoSp1	2.5	0.30	1	0	1	1	0	0	0	1	1	0	-	-	2.80
8	3Lz	6.6 x	0.00	0	-1	0	0	0	-1	-1	0	0	0	-	-	6.60
9	3A+COMBO	8.3 x	-3.00	-3	-3	-2	-3	-3	-3	-3	-3	-3	-3	-	-	5.30
10	FCSp1	2.0	0.40	1	1	1	0	0	1	0	1	0	1	-	-	2.40
11	3S	5.0 x	0.00	0	0	0	0	0	-1	0	0	0	0	-	-	5.00
12	SIS1	2.0	0.50	1	1	1	0	1	2	0	1	1	1	-	-	2.50
13	3T	4.4 x	0.80	1	0	1	0	1	1	0	1	0	1	-	-	5.20
14	FSSp2	2.3	0.00	0	0	-1	0	0	1	0	0	0	0	-	-	2.30
			64.1												62.00	

Program Components

Program Components	Factor													
Skating Skills	2.00	6.50	7.50	6.75	7.25	7.75	8.25	7.00	7.25	7.00	7.00	-	-	7.15
Transition / Linking Footwork	2.00	6.50	7.25	7.00	7.00	6.75	7.75	7.25	7.00	7.25	6.25	-	-	6.85
Performance / Execution	2.00	6.75	7.25	7.00	6.75	7.00	8.00	7.00	7.25	7.50	6.50	-	-	6.95
Choreography / Composition	2.00	6.75	7.25	7.00	7.25	6.75	8.00	7.00	7.50	6.75	6.50	-	-	7.00
Interpretation	2.00	6.75	7.50	7.25	7.25	7.00	8.25	7.00	7.00	7.50	6.50	-	-	7.05
Judges Total Program Component Score (factorized)													70.00	

Deductions:	Time Violation:	-1.00	Music Violation:	0.00	Illegal Element:	0.00	
	Costume & Prop violation:	0.00	Fall:	-1.00			-2.00

Official ISU Sponsors





World Figure Skating Championships® 2005

March 13th – 20th

Moscow / Russia



MEN QUALIFYING FREE SKATING A JUDGES DETAILS

Rank	Name	NOC Code	Total Segment Score =	Total Element Score +	Total Program Score (factorized) +	Total Component Score (factorized) +	Total Deductions -
3	Chengjiang LI	CHN	128.90	65.70		63.20	0.00

# Executed Elements	Base Value	GOE	The Judges Panel (in random order)											Scores of Panel		
1	4T+3T	13.0	1.00	1	0	1	1	2	1	0	1	1	1	-	-	14.00
2	3A+3T	11.5	1.20	1	1	2	2	1	1	1	1	2	1	-	-	12.70
3	FCSp2	2.3	0.00	1	0	0	0	0	1	0	0	0	0	-	-	2.30
4	2Lz	1.9	-0.84	-2	-2	-2	-3	-3	-3	-3	-3	-3	-3	-	-	1.06
5	3A	7.5	1.00	1	1	1	1	1	1	0	1	1	1	-	-	8.50
6	CSSp1	1.5	0.10	0	0	1	0	1	0	0	0	0	0	-	-	1.60
7	SIS2	3.1	0.20	1	0	0	0	1	1	0	0	1	1	-	-	3.30
8	3S	5.0	0.80	1	0	1	0	1	0	0	1	1	1	-	-	5.80
9	3Lo	5.5	0.00	0	0	0	1	0	0	0	0	0	0	-	-	5.50
10	2A	3.6	0.20	1	0	0	1	0	0	0	0	1	0	-	-	3.80
11	CiSt1	2.0	0.00	0	0	0	0	1	-1	0	0	0	0	-	-	2.00
12	2F	1.9	-0.06	0	0	-1	0	0	-1	0	-1	-1	0	-	-	1.84
13	CoSp1	2.0	0.00	0	0	0	0	0	0	0	0	0	0	-	-	2.00
14	SSp1	1.2	0.10	0	1	0	0	0	0	0	0	1	1	-	-	1.30
			62.0												65.70	

Program Components

Program Components	Factor													
Skating Skills	2.00	6.50	7.00	5.50	7.00	7.50	7.75	6.50	6.25	6.25	6.75	-	-	6.70
Transition / Linking Footwork	2.00	5.75	6.50	5.50	6.00	7.00	7.00	6.50	5.75	5.00	6.50	-	-	6.10
Performance / Execution	2.00	6.25	6.50	5.25	6.50	7.25	7.50	6.75	5.50	5.75	6.75	-	-	6.30
Choreography / Composition	2.00	6.00	6.75	5.50	6.50	7.75	7.25	6.50	5.50	5.75	6.50	-	-	6.25
Interpretation	2.00	6.00	6.75	5.25	6.75	7.50	7.25	6.75	5.25	5.00	6.50	-	-	6.25
Judges Total Program Component Score (factorized)													63.20	

Deductions:	Time Violation:	0.00	Music Violation:	0.00	Illegal Element:	0.00	
	Costume & Prop violation:	0.00	Fall:	0.00			0.00

Rank	Name	NOC Code	Total Segment Score =	Total Element Score +	Total Program Score (factorized) +	Total Component Score (factorized) +	Total Deductions -
4	Johnny WEIR	USA	128.78	55.18		73.60	0.00

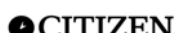
# Executed Elements	Base Value	GOE	The Judges Panel (in random order)											Scores of Panel		
1	3A+3T	11.5	0.80	1	0	1	0	1	1	0	1	1	1	-	-	12.30
2	3T	4.0	0.60	1	1	0	1	0	1	0	1	2	0	-	-	4.60
3	3Lz	6.0	1.20	1	1	2	1	1	1	1	2	2	1	-	-	7.20
4	FCSp1	2.0	0.40	1	1	1	0	0	1	0	2	1	1	-	-	2.40
5	3A	7.5	1.60	2	1	2	2	1	1	0	2	2	1	-	-	9.10
6	CiSt1	2.0	0.40	0	1	1	1	0	1	0	2	1	1	-	-	2.40
7	CSp1	1.2	0.30	1	0	1	0	0	1	0	2	1	1	-	-	1.50
8	2Lo	1.7	-0.06	0	0	-1	-1	0	-1	0	0	-1	0	-	-	1.64
9	3S	5.0	0.00	0	0	0	0	0	0	0	0	0	0	-	-	5.00
10	1F	0.6	-0.06	-1	-1	-2	0	0	0	-1	-1	-1	0	-	-	0.54
11	FSSp2	2.3	0.50	1	1	2	0	1	2	0	1	1	1	-	-	2.80
12	SIS1	2.0	0.40	1	0	1	0	1	1	0	1	1	1	-	-	2.40
13	CCoSp1	2.5	0.80	2	0	2	2	1	2	0	2	2	1	-	-	3.30
			48.3												55.18	

Program Components

Program Components	Factor													
Skating Skills	2.00	7.50	8.00	7.50	7.50	6.75	8.00	8.00	7.50	8.75	7.50	-	-	7.50
Transition / Linking Footwork	2.00	6.75	7.50	7.25	7.50	6.75	7.50	7.75	7.25	8.00	7.00	-	-	7.15
Performance / Execution	2.00	7.50	7.75	7.25	7.25	7.25	8.00	7.75	7.50	8.50	7.25	-	-	7.35
Choreography / Composition	2.00	7.00	7.50	7.25	7.50	6.75	8.25	7.75	7.50	8.75	7.25	-	-	7.30
Interpretation	2.00	7.25	8.25	7.50	7.75	6.75	8.25	7.75	7.75	8.50	7.25	-	-	7.50
Judges Total Program Component Score (factorized)													73.60	

Deductions:	Time Violation:	0.00	Music Violation:	0.00	Illegal Element:	0.00	
	Costume & Prop violation:	0.00	Fall:	0.00			0.00

Official ISU Sponsors





World Figure Skating Championships® 2005

March 13th – 20th

Moscow / Russia



MEN QUALIFYING FREE SKATING A JUDGES DETAILS

Rank	Name	NOC Code	Total Segment Score	Total Element Score	Program Score (factorized)	Total Component Score	Total Deductions
			=	+		+	-
5	Sergei DOBRIN	RUS	126.80	65.80		61.00	0.00

# Executed Elements	Base Value	GOE	The Judges Panel (in random order)											Scores of Panel			
1	3A+3T	11.5	1.00	1	0	2	1	2	0	0	1	1	1	0	-	-	12.50
2	3A	7.5	1.00	1	0	1	1	2	0	1	1	1	1	-	-	8.50	
3	3LZ+2T	7.3	0.00	0	0	0	0	1	-1	0	0	0	0	-	-	7.30	
4	FCSp2	2.3	0.20	0	0	1	0	0	0	1	1	1	1	-	-	2.50	
5	3F	5.5	-1.00	-1	-1	-1	-1	-1	-1	-1	-1	-1	0	-	-	4.50	
6	3Lo	5.0	-1.00	-1	-1	-1	-1	-1	-2	-1	-1	-1	-1	-	-	4.00	
7	CSSp2	2.0	0.00	0	0	0	0	0	-1	0	0	0	0	-	-	2.00	
8	3Lz	6.6 x	-0.40	0	-1	-1	0	0	-1	-1	-1	-1	0	-	-	6.20	
9	SiSt2	3.1	0.10	0	0	0	0	0	0	1	0	1	0	-	-	3.20	
10	3S	5.0 x	0.00	0	0	0	0	1	-1	0	0	0	0	-	-	5.00	
11	2A	3.6 x	0.00	0	0	0	0	1	0	0	0	0	0	-	-	3.60	
12	CoSp1	2.0	0.00	0	0	0	0	0	0	0	0	0	1	-	-	2.00	
13	CiSt1	2.0	0.00	0	0	0	0	0	0	0	0	-1	0	-	-	2.00	
14	CCoSp1	2.5	0.00	0	0	0	1	0	0	0	0	1	0	-	-	2.50	
			65.9												65.80		

Program Components

Program Components	Factor													
Skating Skills	2.00	5.75	5.50	5.50	6.75	7.75	6.50	6.00	6.00	6.00	7.00	-	-	6.20
Transition / Linking Footwork	2.00	5.25	5.25	5.50	6.25	7.75	5.50	5.75	5.50	5.75	6.50	-	-	5.80
Performance / Execution	2.00	5.25	5.50	5.75	6.50	7.75	5.25	6.00	6.00	6.50	7.00	-	-	6.15
Choreography / Composition	2.00	5.75	5.25	6.00	6.50	7.50	5.50	6.00	6.00	6.00	6.50	-	-	6.15
Interpretation	2.00	5.75	5.50	5.50	6.50	7.75	5.25	5.75	6.25	6.25	7.00	-	-	6.20
Judges Total Program Component Score (factorized)													61.00	

Deductions:	Time Violation:	0.00	Music Violation:	0.00	Illegal Element:	0.00
	Costume & Prop violation:	0.00	Fall:	0.00		0.00

Rank	Name	NOC Code	Total Segment Score	Total Element Score	Program Score (factorized)	Total Component Score	Total Deductions
			=	+		+	-
6	Ivan DINEV	BUL	122.82	60.42		62.40	0.00

# Executed Elements	Base Value	GOE	The Judges Panel (in random order)											Scores of Panel		
1	3F+3T	9.5	0.80	1	0	1	1	1	1	1	1	1	0	-	-	10.30
2	3A	7.5	1.00	1	1	2	1	1	2	1	1	1	1	-	-	8.50
3	3LZ+2T	7.3	0.40	0	0	1	0	1	0	0	1	0	0	-	-	7.70
4	2A	3.3	0.80	1	0	1	0	1	1	0	1	1	1	-	-	4.10
5	CCSp1	1.5	-0.06	0	0	0	0	-1	-1	0	1	0	-1	-	-	1.44
6	3A+COMBO	8.3 x	-2.00	-2	-2	-2	-2	-2	-2	-2	-2	-2	-2	-	-	6.30
7	FCoSp1	2.0	0.10	0	0	0	1	0	0	0	0	1	1	-	-	2.10
8	CiSt2	3.1	0.30	1	0	1	0	1	0	0	1	1	0	-	-	3.40
9	1Lo	0.6 x	-0.12	0	-1	-2	-2	0	-1	0	-2	-2	-1	-	-	0.48
10	3T	4.4 x	0.20	1	0	0	0	0	0	0	0	1	1	-	-	4.60
11	3S	5.0 x	-1.40	-1	-1	0	-2	-2	-1	-1	-2	-1	-1	-	-	3.60
12	FSSp1	2.0	0.00	0	0	0	0	0	0	0	0	0	0	-	-	2.00
13	SiSt2	3.1	0.30	1	0	1	0	1	0	0	1	0	0	-	-	3.40
14	CCoSp1	2.5	0.00	0	0	0	0	0	0	0	0	0	0	-	-	2.50
			60.1												60.42	

Program Components

Program Components	Factor													
Skating Skills	2.00	6.00	6.25	5.75	6.25	7.25	7.50	5.00	6.50	5.75	6.50	-	-	6.30
Transition / Linking Footwork	2.00	5.75	6.00	6.25	5.75	7.00	7.00	4.75	6.25	4.75	6.00	-	-	6.05
Performance / Execution	2.00	5.75	6.50	6.25	6.00	6.75	7.50	4.75	6.25	4.75	6.25	-	-	6.25
Choreography / Composition	2.00	6.00	6.25	6.50	6.00	6.75	7.50	4.75	6.50	5.00	6.25	-	-	6.30
Interpretation	2.00	6.00	6.50	6.25	6.25	7.00	7.25	5.00	6.25	5.00	6.25	-	-	6.30
Judges Total Program Component Score (factorized)													62.40	

Deductions:	Time Violation:	0.00	Music Violation:	0.00	Illegal Element:	0.00
	Costume & Prop violation:	0.00	Fall:	0.00		0.00

Official ISU Sponsors





World Figure Skating Championships® 2005

March 13th – 20th

Moscow / Russia



MEN QUALIFYING FREE SKATING A JUDGES DETAILS

Rank	Name	NOC Code	Total Segment Score	Total Element Score	Program Score (factorized)	Total Component Score	Total Deductions
			=	+		+	-
7	Emanuel SANDHU	CAN	118.90	49.40		69.50	0.00

#	Executed Elements	Base Value	GOE	The Judges Panel (in random order)										Scores of Panel		
1	2T	1.3	0.00	0	0	-1	0	1	0	0	0	1	0	-	-	1.30
2	3A+2T	8.8	-1.40	-1	-2	-1	-1	-1	-1	0	-2	-1	-2	-	-	7.40
3	3Lz	6.0	0.00	1	0	0	0	0	0	0	0	0	0	-	-	6.00
4	FSSp1	2.0	0.00	1	0	0	0	0	1	0	0	0	0	-	-	2.00
5	USp1	1.2	0.20	1	0	1	0	0	0	0	1	0	0	-	-	1.40
6	3S	5.0 x	0.40	1	0	1	0	0	0	0	1	1	0	-	-	5.40
7	3A	8.3 x	0.20	0	0	1	0	0	0	0	1	0	0	-	-	8.50
8	CUSp1	1.5	0.20	0	0	1	0	0	1	0	1	0	1	-	-	1.70
9	1A	0.9 x	0.20	1	1	0	0	0	0	0	1	1	0	-	-	1.10
10	2F	1.9 x	0.00	0	0	0	0	0	0	0	0	1	0	-	-	1.90
11	CiSt1	2.0	0.20	0	1	1	0	0	2	0	1	1	0	-	-	2.20
12	SiSt1	2.0	0.30	1	0	1	0	1	1	0	0	2	1	-	-	2.30
13	3Lo	5.5 x	0.00	0	0	0	0	1	0	-1	0	0	0	-	-	5.50
14	CCoSp1	2.5	0.20	0	0	1	1	0	1	0	0	1	1	-	-	2.70
		48.9														49.40

Program Components

Program Components	Factor													
Skating Skills	2.00	7.00	6.50	7.00	7.00	7.25	7.00	7.00	7.00	8.25	7.00	-	-	7.00
Transition / Linking Footwork	2.00	6.75	6.50	7.00	6.75	7.50	7.00	6.75	6.75	9.00	6.75	-	-	6.80
Performance / Execution	2.00	6.75	6.75	6.75	7.00	7.25	6.75	7.00	7.00	8.50	7.00	-	-	6.90
Choreography / Composition	2.00	6.75	6.50	7.00	7.00	7.75	7.00	7.00	7.00	8.50	7.00	-	-	6.95
Interpretation	2.00	7.00	6.75	7.25	7.00	7.75	7.25	6.75	7.25	8.00	7.00	-	-	7.10
Judges Total Program Component Score (factorized)														69.50

Deductions:	Time Violation:	0.00	Music Violation:	0.00	Illegal Element:	0.00
	Costume & Prop violation:	0.00	Fall:	0.00		0.00

Rank	Name	NOC Code	Total Segment Score	Total Element Score	Program Score (factorized)	Total Component Score	Total Deductions
			=	+		+	-
8	Andrei GRIAZEV	RUS	118.14	56.34		61.80	0.00

#	Executed Elements	Base Value	GOE	The Judges Panel (in random order)										Scores of Panel		
1	3T	4.0	-2.80	-2	-2	-3	-3	-3	-3	-3	-3	-3	-3	-	-	1.20
2	3A+3T	11.5	-1.20	-1	-1	-2	-2	-1	-2	-1	-1	-1	-1	-	-	10.30
3	2Lz	1.9	0.20	1	0	0	0	0	0	1	1	1	1	-	-	2.10
4	3A	7.5	-2.00	-2	-2	-2	-2	-3	-2	-2	-2	-2	-1	-	-	5.50
5	FCSp1	2.0	0.30	1	1	1	0	0	1	0	0	1	1	-	-	2.30
6	3F	5.5	0.00	0	0	0	0	1	0	0	0	0	0	-	-	5.50
7	USp1	1.2	0.20	1	1	0	1	0	0	0	0	0	0	-	-	1.40
8	CiSt1	2.0	0.30	0	1	0	0	1	0	0	1	1	1	-	-	2.30
9	3S+3T	9.4 x	-0.20	0	0	-1	0	-1	0	0	0	-1	0	-	-	9.20
10	2A	3.6 x	1.00	1	1	1	0	1	0	0	1	1	1	-	-	4.60
11	3Lo	5.5 x	-1.00	-1	-1	-1	-2	-1	-1	-1	-1	-1	-1	-	-	4.50
12	CCoSp1	2.5	0.00	0	0	0	0	0	0	0	0	0	0	-	-	2.50
13	SiSt1	2.0	0.50	1	0	1	1	1	0	0	1	2	1	-	-	2.50
14	CCoSp1	2.5	-0.06	0	0	0	1	-1	0	0	-1	0	0	-	-	2.44
		61.1														56.34

Program Components

Program Components	Factor													
Skating Skills	2.00	6.00	6.25	6.00	6.25	7.50	6.25	6.25	6.00	7.75	7.00	-	-	6.30
Transition / Linking Footwork	2.00	5.50	5.50	6.00	6.00	7.50	5.75	6.00	5.25	6.25	6.50	-	-	5.90
Performance / Execution	2.00	6.25	6.00	5.50	6.25	7.50	6.00	6.25	5.75	7.00	6.75	-	-	6.20
Choreography / Composition	2.00	6.25	5.75	6.00	6.50	7.75	6.25	6.25	5.50	6.75	6.75	-	-	6.25
Interpretation	2.00	6.25	6.25	5.25	6.25	7.50	5.75	6.00	5.75	6.50	6.75	-	-	6.25
Judges Total Program Component Score (factorized)														61.80

Deductions:	Time Violation:	0.00	Music Violation:	0.00	Illegal Element:	0.00
	Costume & Prop violation:	0.00	Fall:	0.00		0.00

Official ISU Sponsors





World Figure Skating Championships® 2005

March 13th – 20th

Moscow / Russia



MEN QUALIFYING FREE SKATING A JUDGES DETAILS

Rank	Name	NOC Code	Total Segment Score	Total Element Score	Program Score (factorized)	Total Component Score	Total Deductions
			=	+		+	-
9	Sergei DAVYDOV	BLR	117.50	58.00		59.50	0.00

#	Executed Elements	Base Value	GOE	The Judges Panel (in random order)											Scores of Panel		
1	3A+3T	11.5	-1.40	-1	-1	-2	-1	-2	-2	-2	-2	-2	-2	-1	-	-	10.10
2	3LZ+2T	7.3	-2.00	-2	-2	-2	-2	-2	-2	-2	-2	-2	-1	-2	-	-	5.30
3	FCSp1	2.0	0.20	0	1	0	0	0	1	0	1	1	1	-	-	2.20	
4	3F	5.5	0.20	1	0	-1	0	0	0	0	1	1	0	-	-	5.70	
5	SIS1	2.0	0.20	0	0	1	0	-1	0	0	1	1	1	-	-	2.20	
6	3Lz	6.6 x	0.40	1	0	0	0	0	0	0	1	1	1	-	-	7.00	
7	3S+2T	6.4 x	0.40	1	0	1	0	0	0	0	0	1	1	-	-	6.80	
8	CCoSp1	2.5	0.00	0	1	0	0	0	0	0	0	0	0	-	-	2.50	
9	3Lo	5.5 x	-1.80	-2	-2	-1	-2	-2	-2	-1	-1	-1	-2	-	-	3.70	
10	SeSt1	2.0	0.10	0	0	0	0	0	1	0	1	0	1	-	-	2.10	
11	2A	3.6 x	0.00	0	0	0	0	0	0	0	0	1	1	-	-	3.60	
12	2A	3.6 x	0.00	0	0	0	0	0	0	0	0	0	0	-	-	3.60	
13	FSSp1	2.0	0.00	0	1	0	0	0	1	0	0	0	0	-	-	2.00	
14	USp1	1.2	0.00	0	0	0	0	0	0	0	0	0	0	-	-	1.20	
		61.7														58.00	

Program Components

Program Components	Factor													
Skating Skills	2.00	6.00	6.00	5.25	6.25	6.75	6.25	5.50	6.00	6.50	6.75	-	-	6.20
Transition / Linking Footwork	2.00	5.50	5.50	5.25	6.00	6.25	5.50	5.50	5.00	4.50	6.00	-	-	5.65
Performance / Execution	2.00	5.75	5.75	5.25	6.00	6.00	5.50	5.50	6.00	5.75	6.25	-	-	5.90
Choreography / Composition	2.00	6.00	5.50	5.50	6.25	6.25	5.25	5.25	5.75	4.50	6.00	-	-	5.90
Interpretation	2.00	6.00	6.00	5.25	6.25	6.75	5.00	5.25	6.00	5.25	6.25	-	-	6.10
Judges Total Program Component Score (factorized)													59.50	

Deductions:	Time Violation:	0.00	Music Violation:	0.00	Illegal Element:	0.00
	Costume & Prop violation:	0.00	Fall:	0.00		0.00

Rank	Name	NOC Code	Total Segment Score	Total Element Score	Program Score (factorized)	Total Component Score	Total Deductions
			=	+		+	-
10	Karel ZELENKA	ITA	111.60	58.90		53.70	1.00

#	Executed Elements	Base Value	GOE	The Judges Panel (in random order)											Scores of Panel	
1	2A	3.3	0.60	1	0	1	0	0	0	0	1	1	1	-	-	3.90
2	3F+3T	9.5	0.60	1	0	1	1	0	-1	0	1	1	0	-	-	10.10
3	FSSp2	2.3	0.00	0	0	0	0	0	0	0	0	0	1	-	-	2.30
4	2A	3.3	0.20	1	1	0	0	0	0	0	0	1	0	-	-	3.50
5	2Lz	1.9	0.00	0	0	0	0	0	0	0	0	1	0	-	-	1.90
6	CSSp2	2.0	0.00	1	0	0	0	0	0	0	0	0	0	-	-	2.00
7	3Lo	5.5 x	0.60	1	0	1	0	0	1	0	1	1	1	-	-	6.10
8	3LZ+2T	8.0 x	0.60	1	0	1	1	0	0	0	1	1	0	-	-	8.60
9	3F	6.1 x	0.00	0	0	0	0	0	0	0	0	0	1	-	-	6.10
10	SeSt1	2.0	0.30	1	0	1	0	0	0	0	1	1	1	-	-	2.30
11	3S	5.0 x	1.00	1	1	2	0	1	1	0	1	1	1	-	-	6.00
12	CCoSp1	2.5	0.10	0	0	1	0	0	0	0	1	0	0	-	-	2.60
13	SIS1	2.0	0.20	1	0	1	0	0	1	0	1	0	0	-	-	2.20
14	USp1	1.2	0.10	0	0	1	0	-1	1	0	1	0	0	-	-	1.30
		54.6														58.90

Program Components

Program Components	Factor													
Skating Skills	2.00	6.25	4.75	5.50	5.50	4.50	5.75	4.75	5.75	6.00	5.50	-	-	5.40
Transition / Linking Footwork	2.00	5.75	4.50	6.00	5.00	4.50	5.00	4.50	5.75	5.50	5.00	-	-	5.20
Performance / Execution	2.00	6.00	4.75	5.75	5.50	4.25	5.75	4.50	5.50	5.00	5.50	-	-	5.40
Choreography / Composition	2.00	6.00	4.50	5.50	5.75	4.25	5.50	4.50	5.75	5.50	5.25	-	-	5.35
Interpretation	2.00	6.00	4.75	6.00	5.75	4.50	5.50	4.75	5.50	5.75	5.50	-	-	5.50
Judges Total Program Component Score (factorized)													53.70	

Deductions:	Time Violation:	-1.00	Music Violation:	0.00	Illegal Element:	0.00
	Costume & Prop violation:	0.00	Fall:	0.00		-1.00

Official ISU Sponsors





World Figure Skating Championships® 2005

March 13th – 20th

Moscow / Russia



MEN QUALIFYING FREE SKATING A JUDGES DETAILS

Rank	Name	NOC Code	Total Segment Score	Total Element Score	Program Score (factorized)	Total Component Score	Total Deductions
			=	+		+	-
11	Jamal OTHMAN	SUI	108.30	54.20		54.10	0.00

# Executed Elements	Base Value	GOE	The Judges Panel (in random order)											Scores of Panel		
1	SeSt1	2.0	0.20	0	0	1	0	0	1	0	1	0	1	-	-	2.20
2	3LZ+2T+2T	8.6	0.00	0	0	0	0	0	-1	0	0	0	0	-	-	8.60
3	2A+2A+SEQ	5.3	0.00	0	0	0	0	0	1	0	0	1	0	-	-	5.30
4	3F	5.5	-2.00	-2	-2	-2	-2	-1	-2	-2	-2	-2	-2	-	-	3.50
5	CoSp1	2.0	0.50	1	1	1	1	1	1	0	1	1	1	-	-	2.50
6	3Lo	5.0	0.00	0	0	-1	0	0	1	0	0	0	0	-	-	5.00
7	FCSp1	2.0	0.20	1	0	1	0	0	0	0	1	1	0	-	-	2.20
8	3S+3T+SEQ	7.5	x	0.00	0	1	0	0	0	0	0	0	0	-	-	7.50
9	3Lz	6.6	x	-0.80	0	-1	-1	0	-1	-1	-1	-1	-1	-	-	5.80
10	CCoSp2	3.0	0.10	0	0	0	0	-1	0	1	1	1	1	-	-	3.10
11	1F*+2T*+SEQ	0.0	0.00	-2	-2	-2	-2	-2	0	-1	-3	-2	-3	-	-	0.00
12	SIS1	2.0	0.00	0	0	0	0	0	1	0	0	0	0	-	-	2.00
13	2A	3.6	x	0.00	1	0	0	0	0	0	0	0	0	-	-	3.60
14	FCCoSp1	2.5	0.40	0	1	1	1	-1	1	0	1	0	1	-	-	2.90
			55.6												54.20	

Program Components

Program Components	Factor													
Skating Skills	2.00	5.00	5.25	5.25	5.75	5.25	5.50	5.75	5.75	5.75	5.50	-	-	5.40
Transition / Linking Footwork	2.00	4.75	4.75	5.25	5.50	5.25	5.25	5.75	6.25	6.50	5.00	-	-	5.15
Performance / Execution	2.00	5.25	5.00	5.50	5.50	5.00	5.50	5.50	6.00	6.00	5.75	-	-	5.40
Choreography / Composition	2.00	5.25	4.75	5.50	5.50	5.50	5.25	6.00	6.25	6.25	5.50	-	-	5.45
Interpretation	2.00	5.25	5.25	6.00	5.75	5.50	5.25	5.75	6.25	5.50	5.75	-	-	5.65
Judges Total Program Component Score (factorized)													54.10	

Deductions:	Time Violation:	0.00	Music Violation:	0.00	Illegal Element:	0.00
	Costume & Prop violation:	0.00	Fall:	0.00		0.00

Rank	Name	NOC Code	Total Segment Score	Total Element Score	Program Score (factorized)	Total Component Score	Total Deductions
			=	+		+	-
12	Vakhtang MURVANIDZE	GEO	100.28	50.88		50.40	1.00

# Executed Elements	Base Value	GOE	The Judges Panel (in random order)											Scores of Panel		
1	3A	7.5	-3.00	-3	-3	-2	-3	-3	-3	-3	-3	-3	-3	-	-	4.50
2	3LZ+3T	10.0	-0.80	0	-1	-1	0	-1	-1	-1	-1	-1	-1	-	-	9.20
3	3S+2T	5.8	-0.20	0	0	0	-1	0	0	-1	-1	0	0	-	-	5.60
4	3Lo	5.0	0.00	1	0	0	0	0	0	0	0	0	0	-	-	5.00
5	CCoSp1	2.5	0.40	1	0	2	1	-1	2	1	1	1	1	-	-	2.90
6	1F	0.5	-0.06	0	-1	-2	-1	0	0	-1	-1	-1	0	-	-	0.44
7	3T	4.4	x	-1.20	-1	-1	-1	-2	-1	-1	-1	-2	-1	-	-	3.20
8	2A	3.6	x	0.00	0	0	0	0	0	0	0	0	0	-	-	3.60
9	FCSp1	2.0	0.10	0	0	0	0	0	0	0	1	1	1	-	-	2.10
10	FSSp1	2.0	-0.06	0	0	-1	0	-1	0	0	0	-1	0	-	-	1.94
11	SIS2	3.1	0.00	0	0	0	0	0	-1	0	0	0	0	-	-	3.10
12	2A	3.6	x	0.00	0	0	0	0	0	0	0	0	0	-	-	3.60
13	CCoSp1	2.5	0.00	0	0	1	0	-2	0	0	0	0	0	-	-	2.50
14	CSIS2	3.1	0.10	1	0	0	0	0	0	0	0	0	1	-	-	3.20
			55.6												50.88	

Program Components

Program Components	Factor													
Skating Skills	2.00	5.75	5.25	4.50	5.25	5.25	6.00	5.00	5.25	5.75	5.75	-	-	5.35
Transition / Linking Footwork	2.00	5.75	4.50	4.75	5.00	4.25	5.00	4.75	4.00	4.50	5.00	-	-	4.70
Performance / Execution	2.00	5.75	5.00	4.50	4.75	5.25	5.50	4.75	4.75	5.75	5.50	-	-	5.05
Choreography / Composition	2.00	6.00	4.75	5.00	5.00	5.00	5.50	5.00	4.50	6.00	5.00	-	-	4.95
Interpretation	2.00	6.00	5.00	4.50	5.25	4.75	5.50	4.75	5.00	5.00	5.75	-	-	5.15
Judges Total Program Component Score (factorized)													50.40	

Deductions:	Time Violation:	0.00	Music Violation:	0.00	Illegal Element:	0.00
	Costume & Prop violation:	0.00	Fall:	-1.00		-1.00

Official ISU Sponsors





World Figure Skating Championships® 2005

March 13th – 20th

Moscow / Russia



MEN QUALIFYING FREE SKATING A JUDGES DETAILS

Rank	Name	NOC Code	Total Segment Score	Total Element Score	Program Score (factorized)	Total Component Score	Total Deductions
			=	+		+	-
13	Ari-Pekka NURMENKARI	FIN	99.32	48.92		50.40	0.00

# Executed Elements	Base Value	GOE	The Judges Panel (in random order)											Scores of Panel			
1	3LZ+2T	7.3	0.00	0	-1	0	0	0	1	0	0	0	0	0	-	-	7.30
2	2A	3.3	1.00	1	1	1	1	1	1	0	1	1	1	-	-	4.30	
3	FCSp2	2.3	0.00	0	0	0	0	0	-1	-1	-1	0	0	-	-	2.30	
4	3Lo	5.0	0.40	0	0	1	0	0	1	0	1	1	1	-	-	5.40	
5	CiSt1	2.0	0.30	1	0	1	0	0	0	0	1	1	1	-	-	2.30	
6	3S	4.5	0.80	1	0	1	0	1	1	1	1	1	1	-	-	5.30	
7	CSp1	1.2	0.00	0	0	0	0	0	0	0	0	0	1	-	-	1.20	
8	2A	3.6 x	0.60	1	1	0	0	0	1	0	1	1	1	-	-	4.20	
9	CCoSp1	2.5	0.00	0	0	0	0	-2	-1	0	0	0	1	-	-	2.50	
10	2F	1.9 x	0.00	0	0	-1	0	0	0	-1	1	-1	0	-	-	1.90	
11	2Lz	2.1 x	0.00	0	0	-1	0	0	0	-1	1	1	0	-	-	2.10	
12	3T+2T	5.8 x	0.00	1	0	0	0	0	-1	0	0	0	0	-	-	5.80	
13	SiSt1	2.0	0.00	0	0	0	-1	0	-1	0	1	0	0	-	-	2.00	
14	FCCoSp1	2.5	-0.18	0	-1	-1	-1	0	-1	0	-1	-1	0	-	-	2.32	
			46.0												48.92		

Program Components

Program Components	Factor													
Skating Skills	2.00	5.50	5.25	5.00	4.50	4.50	5.25	4.25	6.25	6.00	5.00	-	-	5.05
Transition / Linking Footwork	2.00	5.00	4.75	5.00	4.25	4.25	5.00	4.50	5.75	5.50	4.75	-	-	4.75
Performance / Execution	2.00	5.50	5.00	5.50	4.50	4.75	5.25	4.25	6.00	6.50	4.75	-	-	5.10
Choreography / Composition	2.00	5.75	4.75	5.00	4.75	5.00	5.25	4.50	6.00	7.00	4.75	-	-	5.05
Interpretation	2.00	5.75	5.00	5.50	4.50	5.00	5.25	4.50	6.00	5.50	5.00	-	-	5.25
Judges Total Program Component Score (factorized)													50.40	

Deductions:	Time Violation:	0.00	Music Violation:	0.00	Illegal Element:	0.00	
	Costume & Prop violation:	0.00	Fall:	0.00			0.00

Rank	Name	NOC Code	Total Segment Score	Total Element Score	Program Score (factorized)	Total Component Score	Total Deductions
			=	+		+	-
14	John HAMER	GBR	95.10	45.30		49.80	0.00

# Executed Elements	Base Value	GOE	The Judges Panel (in random order)											Scores of Panel		
1	3F+3T	9.5	0.20	1	0	1	0	0	1	0	0	1	0	-	-	9.70
2	3Lz	6.0	0.20	1	0	1	0	0	0	0	0	1	0	-	-	6.20
3	2S	1.3	-0.06	0	0	-1	0	0	0	0	-1	0	0	-	-	1.24
4	3F	5.5	-2.00	-2	-2	-2	-2	-2	-2	-2	-2	-2	-2	-	-	3.50
5	SiSt2	3.1	0.50	1	1	1	1	1	1	1	1	1	1	-	-	3.60
6	CCoSp1	2.5	0.00	0	0	0	0	0	0	0	0	0	0	-	-	2.50
7	2Lz	1.9	-0.06	0	0	0	-1	0	0	0	-1	0	0	-	-	1.84
8	2Lo	1.5	-0.12	0	0	-1	-1	0	0	-1	-2	0	0	-	-	1.38
9	CSSp1	1.5	0.00	0	0	1	-1	0	0	0	0	0	0	-	-	1.50
10	2A	3.6 x	-0.56	0	-1	-1	-1	-1	-1	0	-1	0	0	-	-	3.04
11	FCCoSp1	2.0	0.00	0	0	0	0	0	0	0	0	0	0	-	-	2.00
12	3T	4.4 x	0.20	1	0	1	0	0	0	0	0	1	0	-	-	4.60
13	CiSt1	2.0	0.10	0	1	0	0	1	1	0	0	0	0	-	-	2.10
14	FSSp1	2.0	0.10	1	0	0	0	1	1	0	0	0	0	-	-	2.10
			46.8												45.30	

Program Components

Program Components	Factor													
Skating Skills	2.00	4.75	5.00	5.50	5.25	4.75	5.50	4.75	5.00	5.00	5.00	-	-	5.00
Transition / Linking Footwork	2.00	4.50	4.50	5.75	5.00	5.25	5.25	4.50	5.00	4.75	4.75	-	-	4.90
Performance / Execution	2.00	4.75	4.50	5.25	5.00	5.00	5.75	4.50	5.00	5.00	5.00	-	-	4.95
Choreography / Composition	2.00	4.75	4.75	5.75	5.25	4.50	6.00	4.75	5.25	4.75	5.00	-	-	5.00
Interpretation	2.00	4.75	5.00	5.25	5.25	4.75	5.75	4.75	5.25	5.00	5.00	-	-	5.05
Judges Total Program Component Score (factorized)													49.80	

Deductions:	Time Violation:	0.00	Music Violation:	0.00	Illegal Element:	0.00	
	Costume & Prop violation:	0.00	Fall:	0.00			0.00

Official ISU Sponsors





World Figure Skating Championships® 2005

March 13th – 20th

Moscow / Russia



MEN QUALIFYING FREE SKATING A JUDGES DETAILS

Rank	Name	NOC Code	Total Segment Score	Total Element Score	Total Program Component Score (factorized)	Total Deductions
			=	+	+	-
15	Zoltan TOTH	HUN	93.40	42.70	50.70	0.00

#	Executed Elements	Base Value	GOE	The Judges Panel (in random order)										Scores of Panel		
1	3A+2T	8.8	-1.60	0	-2	-2	-1	-2	-1	-1	-2	-1	-1	-	-	7.20
2	3Lo	5.0	-2.00	-2	-2	-2	-2	-2	-2	-3	-2	-2	-2	-	-	3.00
3	3Lz+2T+2LO	8.8	-1.60	-1	-2	-2	-1	-2	-2	-1	-2	-1	-1	-	-	7.20
4	FSSo2	2.3	0.00	0	0	0	0	0	0	0	0	0	0	-	-	2.30
5	3F	5.5	-2.80	-2	-2	-3	-3	-3	-3	-3	-2	-3	-	-	2.70	
6	FCSp1	2.0	0.00	0	0	0	0	0	0	0	0	0	1	-	-	2.00
7	CiSt1	2.0	0.00	0	0	0	0	0	-1	0	1	0	0	-	-	2.00
8	3S+2T	6.4 x	0.00	1	0	0	0	0	0	0	0	0	0	-	-	6.40
9	3T	4.4 x	-1.60	-2	-2	-2	-1	-1	-1	-1	-2	-2	-1	-	-	2.80
10	CSSo1	1.5	0.00	0	0	0	0	0	0	0	0	0	0	-	-	1.50
11	SIS1	3.1	0.00	1	0	0	0	0	1	0	0	0	0	-	-	3.10
12	CCoSp1	2.5	0.00	0	0	0	1	0	0	0	-1	1	0	-	-	2.50
		52.3														42.70

Program Components

	Factor													
Skating Skills	2.00	5.00	5.00	4.50	6.00	5.75	5.75	4.25	4.75	5.50	5.00	-	-	5.10
Transition / Linking Footwork	2.00	4.75	4.50	5.00	5.50	5.75	5.00	4.25	5.00	5.00	4.50	-	-	4.95
Performance / Execution	2.00	4.75	4.75	4.75	5.75	5.75	4.75	4.50	5.00	4.75	5.00	-	-	5.05
Choreography / Composition	2.00	5.00	4.50	5.00	6.00	5.75	4.75	4.50	5.25	5.50	4.75	-	-	5.15
Interpretation	2.00	5.00	4.50	5.25	6.00	5.50	4.75	4.50	4.75	6.00	5.00	-	-	5.10
Judges Total Program Component Score (factorized)														50.70

Deductions:	Time Violation:	0.00	Music Violation:	0.00	Illegal Element:	0.00	
	Costume & Prop violation:	0.00	Fall:	0.00			0.00

Rank	Name	NOC Code	Total Segment Score	Total Element Score	Total Program Component Score (factorized)	Total Deductions
			=	+	+	-
16	Bradley SANTER	AUS	84.48	38.88	45.60	0.00

#	Executed Elements	Base Value	GOE	The Judges Panel (in random order)										Scores of Panel		
1	3F+2T+SEQ	5.4	0.00	0	0	1	0	0	1	0	0	0	0	-	-	5.40
2	2Lo	1.5	-0.06	0	0	-1	0	0	0	0	-1	0	0	-	-	1.44
3	3Lz	6.0	0.00	0	0	0	0	0	1	0	0	0	0	-	-	6.00
4	2A	3.3	0.00	0	0	0	1	0	0	0	0	-1	0	-	-	3.30
5	FCSp1	2.0	-0.06	-1	0	0	0	0	0	0	-1	-1	0	-	-	1.94
6	CiSt1	2.0	0.00	0	0	0	0	0	0	0	0	0	0	-	-	2.00
7	CSSo1	1.5	0.00	0	0	0	0	0	-1	0	0	0	0	-	-	1.50
8	2Lz	2.1 x	0.20	1	0	0	0	0	0	0	1	1	1	-	-	2.30
9	3F	6.1 x	-2.00	-2	-2	-2	-2	-2	-2	-3	-2	-2	-2	-	-	4.10
10	3T	4.4 x	0.00	0	0	0	0	0	-1	0	-1	-1	0	-	-	4.40
11	FSSo1	2.0	0.00	0	0	0	-1	0	-1	0	0	0	0	-	-	2.00
12	CCoSp1	2.5	0.00	0	0	0	0	0	0	0	-1	-1	0	-	-	2.50
13	SIS1	2.0	0.00	-1	0	0	0	0	0	0	0	0	0	-	-	2.00
		40.8														38.88

Program Components

	Factor													
Skating Skills	2.00	4.25	5.25	4.50	5.25	4.25	5.00	4.25	4.75	4.00	5.00	-	-	4.75
Transition / Linking Footwork	2.00	4.00	4.75	4.25	4.75	4.50	4.00	4.25	4.25	4.25	4.25	-	-	4.40
Performance / Execution	2.00	4.25	5.00	4.50	4.75	4.25	4.75	4.50	4.50	5.00	4.75	-	-	4.55
Choreography / Composition	2.00	4.50	4.75	4.75	5.00	4.25	4.00	4.25	4.25	4.25	4.50	-	-	4.55
Interpretation	2.00	4.50	5.00	4.25	5.00	4.25	4.25	4.50	4.50	4.25	4.50	-	-	4.55
Judges Total Program Component Score (factorized)														45.60

Deductions:	Time Violation:	0.00	Music Violation:	0.00	Illegal Element:	0.00	
	Costume & Prop violation:	0.00	Fall:	0.00			0.00

Official ISU Sponsors





World Figure Skating Championships® 2005

March 13th – 20th

Moscow / Russia



MEN QUALIFYING FREE SKATING A JUDGES DETAILS

Rank	Name	NOC Code	Total Segment Score	Total Element Score	Program Score (factorized)	Total Component Score	Total Deductions
			=	+		+	-
17	Andrei DOBROKHODOV	AZE	83.94	43.14		41.80	1.00

#	Executed Elements	Base Value	GOE	The Judges Panel (in random order)											Scores of Panel	
1	3A	7.5	-2.20	-2	-2	-2	-3	-3	-3	-3	-2	-2	-2	-	-	5.30
2	3F	5.5	-1.00	-1	-1	-1	-1	-1	-1	-1	-1	-1	-1	-	-	4.50
3	FCoSp1	2.0	0.00	0	0	-1	0	0	0	0	0	0	0	-	-	2.00
4	3S+2T	5.8	-0.20	0	0	-1	0	0	0	0	-1	0	0	-	-	5.60
5	3Lo	5.0	0.20	1	0	0	0	0	0	0	0	1	1	-	-	5.20
6	3Lz	6.0	-3.00	-3	-3	-3	-3	-3	-3	-3	-3	-3	-3	-	-	3.00
7	FSSp1	2.0	-0.30	-1	-1	-1	-1	-2	-1	0	-1	-1	-1	-	-	1.70
8	SiSt1	2.0	0.00	0	0	0	0	0	0	0	0	0	0	-	-	2.00
9	3T	4.4 x	-1.60	-2	-2	-2	-1	-1	-1	-1	-2	-2	-1	-	-	2.80
10	CoSp1	2.0	0.00	0	0	0	0	0	-1	0	0	-1	0	-	-	2.00
11	2S	1.4 x	0.00	0	0	0	0	0	0	0	0	0	0	-	-	1.40
12	2A	3.6 x	-0.28	0	-1	0	0	-1	-1	0	-1	0	0	-	-	3.32
13	CiSt1	2.0	-0.06	0	0	0	-1	0	0	0	0	0	-1	-	-	1.94
14	CCoSp1	2.5	-0.12	0	-1	0	0	-1	0	0	-1	-1	0	-	-	2.38
							51.7								43.14	

Program Components

Program Components	Factor													
Skating Skills	2.00	4.25	4.75	4.00	4.75	4.00	5.00	4.50	3.75	3.50	4.75	-	-	4.35
Transition / Linking Footwork	2.00	3.75	4.25	3.75	4.25	4.00	4.50	4.50	3.50	3.75	4.25	-	-	4.00
Performance / Execution	2.00	4.25	4.50	3.50	4.50	4.25	4.75	4.25	3.50	3.25	4.75	-	-	4.20
Choreography / Composition	2.00	4.00	4.25	4.00	4.50	4.00	4.50	4.50	3.50	3.50	4.50	-	-	4.15
Interpretation	2.00	4.00	4.50	3.75	4.75	4.25	4.25	4.50	3.25	3.75	4.50	-	-	4.20
Judges Total Program Component Score (factorized)													41.80	

Deductions:

Time Violation:	0.00	Music Violation:	0.00	Illegal Element:	0.00
Costume & Prop violation:	0.00	Fall:	-1.00		-1.00

Rank	Name	NOC Code	Total Segment Score	Total Element Score	Program Score (factorized)	Total Component Score	Total Deductions
			=	+		+	-
18	Konstantin TUPIKOV	UKR	82.82	36.42		47.40	1.00

#	Executed Elements	Base Value	GOE	The Judges Panel (in random order)											Scores of Panel	
1	3Lz	6.0	-2.00	-2	-2	-2	-2	-3	-2	-2	-2	-2	-2	-	-	4.00
2	3A	7.5	0.00	1	0	0	0	-1	0	0	0	0	0	-	-	7.50
3	3F	5.5	0.00	0	0	0	0	0	0	0	1	1	0	-	-	5.50
4	CSp1	1.2	0.20	0	0	1	0	0	0	0	1	0	1	-	-	1.40
5	CiSt1	2.0	0.00	0	0	0	0	0	-1	0	0	-1	0	-	-	2.00
6	2A	3.3	-2.10	-3	-3	-3	-3	-3	-3	-3	-3	-3	-3	-	-	1.20
7	FCSp1	2.0	0.00	0	0	0	0	-1	0	0	0	1	0	-	-	2.00
8	SeSt1	2.0	0.00	0	0	0	0	0	0	0	0	-1	0	-	-	2.00
9	2Lo	1.7 x	-0.84	-2	-2	-3	-3	-2	-3	-3	-3	-3	-3	-	-	0.86
10	SSp1	1.2	-0.18	-1	-1	-1	0	-1	0	0	0	-1	0	-	-	1.02
11	3S+2T+SEQ	5.1 x	0.00	0	0	0	0	-1	0	0	0	0	0	-	-	5.10
13	2T	1.4 x	0.00	0	0	0	0	0	0	0	0	-1	0	-	-	1.40
14	FCCoSp1	2.5	-0.06	0	0	0	0	-1	-1	0	-1	-1	0	-	-	2.44
							41.4								36.42	

Program Components

Program Components	Factor													
Skating Skills	2.00	5.25	4.25	5.00	6.00	4.00	4.00	4.25	5.25	4.25	5.00	-	-	4.95
Transition / Linking Footwork	2.00	5.00	3.75	4.75	5.25	3.75	3.50	4.50	5.25	5.00	4.50	-	-	4.65
Performance / Execution	2.00	4.75	4.00	4.75	5.50	3.75	3.75	4.25	5.00	3.75	4.75	-	-	4.65
Choreography / Composition	2.00	5.00	3.75	5.00	6.00	4.00	4.25	4.25	5.25	4.50	4.50	-	-	4.75
Interpretation	2.00	5.00	4.00	5.00	5.75	4.00	3.75	4.50	5.00	4.00	4.50	-	-	4.70
Judges Total Program Component Score (factorized)													47.40	

Deductions:

Time Violation:	0.00	Music Violation:	0.00	Illegal Element:	0.00
Costume & Prop violation:	0.00	Fall:	-1.00		-1.00

Official ISU Sponsors





World Figure Skating Championships® 2005

March 13th – 20th

Moscow / Russia



MEN QUALIFYING FREE SKATING A JUDGES DETAILS

Rank	Name	NOC Code	Total Segment Score	Total Element Score	Total Program Score (factorized)	Total Component Score (factorized)	Total Deductions
			=	+	+	+	-
21	Ricky COCKERILL	NZL	69.86	32.96		38.90	2.00

#	Executed Elements	Base Value	GOE	The Judges Panel (in random order)										Scores of Panel		
1	Lo	0.0	0.00	-3	0	1	0	-3	0	-3	-3	-3	-3	-	-	0.00
2	2A	3.3	0.60	1	0	1	0	0	1	0	1	1	1	-	-	3.90
3	3Lz	6.0	-2.40	-2	-2	-2	-3	-3	-3	-3	-3	-2	-2	-	-	3.60
4	2T	1.3	0.00	0	0	0	0	-3	0	0	0	0	0	-	-	1.30
5	FCCoSp2	3.0	-0.12	0	0	0	-1	-1	-1	-1	-1	0	0	-	-	2.88
6	2A	3.3	0.00	0	0	0	0	0	0	0	0	0	0	-	-	3.30
7	3F	6.1 x	-3.00	-3	-3	-3	-3	-3	-3	-3	-3	-3	-3	-	-	3.10
8	CSSp1	1.5	-0.12	-1	0	-1	-1	0	-1	0	0	-1	0	-	-	1.38
9	3S	5.0 x	-2.00	-2	-2	-2	-2	-1	-2	-3	-2	-2	-2	-	-	3.00
10	CiSt1	2.0	0.00	0	0	0	0	0	0	0	0	0	0	-	-	2.00
11	3Lz+COMBO	6.6 x	-2.60	-2	-2	-3	-3	-3	-3	-3	-3	-3	-2	-	-	4.00
12	SiSt1	2.0	0.00	-1	0	0	0	0	0	0	0	-1	0	-	-	2.00
13	3T*	0.0	0.00	0	0	0	0	0	0	0	-1	0	0	-	-	0.00
14	FCCoSp1	2.5	0.00	0	0	0	0	0	0	0	0	0	0	-	-	2.50
		42.6														32.96

Program Components

Program Components	Factor													
Skating Skills	2.00	3.75	4.00	4.50	3.75	4.25	3.75	3.75	4.00	4.50	4.25	-	-	4.05
Transition / Linking Footwork	2.00	3.50	3.75	4.00	3.50	4.00	3.50	3.50	4.00	5.50	3.75	-	-	3.80
Performance / Execution	2.00	3.75	3.75	4.00	3.25	3.75	3.75	3.25	3.75	4.50	4.00	-	-	3.80
Choreography / Composition	2.00	4.00	3.75	4.50	3.75	3.75	4.00	3.75	4.00	5.25	4.00	-	-	3.90
Interpretation	2.00	4.00	3.75	4.25	3.75	3.75	4.25	3.75	3.75	4.50	4.25	-	-	3.90
Judges Total Program Component Score (factorized)												38.90		

Deductions:	Time Violation:	0.00	Music Violation:	0.00	Illegal Element:	0.00
	Costume & Prop violation:	0.00	Fall:	-2.00		-2.00

Rank	Name	NOC Code	Total Segment Score	Total Element Score	Total Program Score (factorized)	Total Component Score (factorized)	Total Deductions
			=	+	+	+	-
22	Gareth ECHARDT	RSA	65.88	29.58		36.30	0.00

#	Executed Elements	Base Value	GOE	The Judges Panel (in random order)										Scores of Panel		
1	3Lz+2T	7.3	-1.00	-1	-1	-1	-2	-1	-1	-1	-1	-1	-1	-	-	6.30
2	3T+2T	5.3	-1.00	-1	-1	-1	-1	-1	-1	-1	-1	0	-	-	4.30	
3	FCSp1	2.0	0.00	0	0	0	0	0	-1	0	-1	-1	0	-	2.00	
4	2F	1.7	0.10	0	0	0	0	0	1	0	1	1	1	-	1.80	
5	1Lz	0.6	-0.20	-2	-2	-2	-2	-3	-3	-1	-2	-3	-2	-	0.40	
6	2S	1.3	0.00	0	0	0	0	0	0	-1	0	0	0	-	1.30	
7	FSSp1	2.0	-0.48	-1	-1	-2	-1	-3	-1	-1	-2	-2	-2	-	1.52	
8	SiSt1	2.0	0.00	0	0	-1	0	0	0	0	0	0	0	-	2.00	
9	1A	0.9 x	0.00	0	0	0	0	0	-1	-1	-1	-1	0	-	0.90	
10	2A	3.6 x	0.00	0	0	0	0	0	0	-1	0	0	0	-	3.60	
11	CSSp1	1.5	-0.18	0	-1	-1	0	0	0	0	-1	-1	-1	-	1.32	
12	CiSt1	2.0	0.00	0	0	0	0	0	0	0	-1	-1	0	-	2.00	
13	FCCoSp1	2.5	-0.36	-1	-1	-2	-1	-1	-1	-1	-2	-2	-1	-	2.14	
		32.7													29.58	

Program Components

Program Components	Factor													
Skating Skills	2.00	3.75	4.00	4.00	3.75	3.25	3.50	3.75	3.75	3.25	4.00	-	-	3.85
Transition / Linking Footwork	2.00	3.50	3.50	3.75	3.25	3.25	3.50	3.50	3.25	2.75	3.50	-	-	3.40
Performance / Execution	2.00	3.75	3.50	3.50	3.50	3.25	3.00	3.75	3.50	4.00	3.75	-	-	3.55
Choreography / Composition	2.00	3.75	3.75	3.50	3.50	3.75	4.00	3.75	3.50	3.75	4.00	-	-	3.65
Interpretation	2.00	3.75	3.75	3.75	3.50	3.75	4.25	3.50	3.00	3.25	3.75	-	-	3.70
Judges Total Program Component Score (factorized)												36.30		

Deductions:	Time Violation:	0.00	Music Violation:	0.00	Illegal Element:	0.00
	Costume & Prop violation:	0.00	Fall:	0.00		0.00

Official ISU Sponsors





World Figure Skating Championships® 2005

March 13th – 20th

Moscow / Russia



MEN QUALIFYING FREE SKATING B JUDGES DETAILS

Rank	Name	NOC Code	Total Segment Score	Total Element Score	Program Score (factorized)	Total Component Score	Total Deductions
			=	+		+	-
1	Stephane LAMBIEL	SUI	152.00	77.90		75.10	1.00

#	Executed Elements	Base Value	GOE	The Judges Panel (in random order)											Scores of Panel		
1	3A	7.5	0.60	1	0	0	0	1	1	1	1	1	2	0	-	-	8.10
2	4T+3T	13.0	1.00	1	1	1	1	1	1	1	1	1	1	1	-	-	14.00
3	3Lo	5.0	0.00	0	0	0	0	0	0	0	0	0	0	-	-	5.00	
4	2A	3.3	0.80	1	0	1	0	1	1	1	1	1	0	-	-	4.10	
5	CCoSp2	3.0	0.70	1	1	2	1	2	2	2	2	1	2	-	-	3.70	
6	4T	9.9 x	0.00	0	0	0	0	1	0	0	0	0	0	-	-	9.90	
7	3LZ+3T	11.0 x	0.20	1	1	0	0	1	1	0	0	0	0	-	-	11.20	
8	FCSsp2	2.0	0.40	0	0	1	1	1	1	1	1	1	1	-	-	2.40	
9	CS1	2.0	0.10	0	0	0	0	1	0	1	0	1	1	-	-	2.10	
10	3F	6.1 x	-1.00	-1	-1	-1	-1	0	-1	-1	-1	-1	-1	-	-	5.10	
11	FCSp1	2.0	0.00	0	1	0	0	1	0	0	0	0	0	-	-	2.00	
12	SIS1	2.0	0.00	0	0	0	0	0	0	1	0	0	0	-	-	2.00	
13	3S	5.0 x	0.00	0	0	0	0	0	0	0	0	0	0	-	-	5.00	
14	CCoSp1	2.5	0.80	2	0	2	1	2	1	2	1	2	2	-	-	3.30	
		74.3													77.90		

Program Components

	Factor														
Skating Skills	2.00	7.50	7.75	7.50	7.75	7.25	7.50	7.75	7.50	7.50	7.50	7.50	-	-	7.60
Transition / Linking Footwork	2.00	7.25	7.25	7.25	7.25	6.75	7.50	7.25	7.50	7.00	7.25	7.25	-	-	7.25
Performance / Execution	2.00	7.50	7.50	7.50	7.50	7.25	7.25	7.75	7.75	7.75	7.75	7.75	-	-	7.60
Choreography / Composition	2.00	7.50	7.50	7.25	7.25	7.25	7.50	7.75	7.50	8.00	7.50	7.50	-	-	7.50
Interpretation	2.00	7.75	7.50	7.25	7.50	7.25	7.25	7.50	7.75	7.75	7.75	7.75	-	-	7.60
Judges Total Program Component Score (factorized)													75.10		

Deductions:	Time Violation:	-1.00	Music Violation:	0.00	Illegal Element:	0.00
	Costume & Prop violation:	0.00	Fall:	0.00		-1.00

Rank	Name	NOC Code	Total Segment Score	Total Element Score	Program Score (factorized)	Total Component Score	Total Deductions
			=	+		+	-
2	Brian JOUBERT	FRA	132.00	58.90		74.10	1.00

#	Executed Elements	Base Value	GOE	The Judges Panel (in random order)											Scores of Panel	
1	4T+2S+SEQ	8.2	-1.80	-2	-1	-2	-2	-2	-1	-2	-2	-1	-2	-	-	6.40
2	3A	7.5	0.40	0	0	1	1	0	1	0	0	1	0	-	-	7.90
3	3F	5.5	1.00	1	1	1	1	1	1	1	0	1	1	-	-	6.50
4	USp2	1.6	0.00	0	0	0	0	0	0	1	0	0	0	-	-	1.60
5	3F+3T	9.5	1.00	1	0	1	1	0	1	1	1	2	0	-	-	10.50
6	3Lo	5.0	0.00	0	0	0	0	0	0	1	0	0	0	-	-	5.00
7	3S	5.0 x	0.80	0	1	1	0	1	0	1	1	1	0	-	-	5.80
8	FSSp1	2.0	0.00	0	0	0	0	0	0	1	0	0	1	-	-	2.00
9	CS1	2.0	0.40	1	1	0	0	1	0	1	1	1	1	-	-	2.40
10	3Lz	6.6 x	-3.00	-3	-3	-3	-3	-3	-3	-3	-3	-3	-3	-	-	3.60
11	CCoSp1	2.5	0.00	0	0	0	0	0	0	0	0	0	0	-	-	2.50
12	SIS1	2.0	0.30	0	1	0	1	1	1	1	0	1	1	-	-	2.30
13	FSSp2	2.3	0.10	1	0	0	0	0	0	0	0	1	0	-	-	2.40
		59.7													58.90	

Program Components

	Factor														
Skating Skills	2.00	7.75	7.50	7.25	7.50	6.75	7.75	7.75	7.75	7.50	7.75	7.75	-	-	7.60
Transition / Linking Footwork	2.00	7.00	7.50	7.00	7.00	6.25	7.25	7.25	7.50	7.25	7.50	7.50	-	-	7.20
Performance / Execution	2.00	7.50	7.25	7.25	7.25	6.50	7.25	7.50	7.75	7.50	7.50	7.50	-	-	7.40
Choreography / Composition	2.00	7.50	7.50	7.00	7.25	6.50	7.50	7.50	7.50	7.75	7.50	7.50	-	-	7.45
Interpretation	2.00	7.50	7.25	7.25	7.25	6.75	7.25	7.50	7.50	7.50	7.50	7.50	-	-	7.40
Judges Total Program Component Score (factorized)													74.10		

Deductions:	Time Violation:	0.00	Music Violation:	0.00	Illegal Element:	0.00
	Costume & Prop violation:	0.00	Fall:	-1.00		-1.00

Official ISU Sponsors





World Figure Skating Championships® 2005

March 13th – 20th

Moscow / Russia



MEN QUALIFYING FREE SKATING B JUDGES DETAILS

Rank	Name	NOC Code	Total Segment Score	Total Element Score	Program Score (factorized)	Total Component Score	Total Deductions
			=	+		+	-
3	Evan LYSACEK	USA	128.50	64.30		65.20	1.00

#	Executed Elements	Base Value	GOE	The Judges Panel (in random order)										Scores of Panel		
1	3A+3T	11.5	-1.80	-2	-1	-2	-2	0	-1	-2	-1	-2	-2	-	-	9.70
2	3F+2T+2LO	8.3	0.00	0	0	0	0	0	0	0	1	0	0	-	-	8.30
3	3A	7.5	-3.00	-3	-3	-3	-3	-3	-3	-3	-3	-3	-3	-	-	4.50
4	3LZ+2T	7.3	0.60	0	0	1	1	1	0	1	0	1	0	-	-	7.90
5	FSSp2	2.3	0.20	1	0	1	0	1	1	0	0	1	0	-	-	2.50
6	SeSt1	2.0	0.20	0	0	1	0	1	0	1	0	1	0	-	-	2.20
7	2A	3.6 x	0.00	0	0	0	0	0	1	0	0	0	0	-	-	3.60
8	3S	5.0 x	0.00	0	0	1	0	0	0	0	0	0	0	-	-	5.00
9	FCoSp1	2.0	0.00	0	0	1	0	0	0	0	0	0	0	-	-	2.00
10	3Lo	5.5 x	-1.80	-2	-1	-2	-1	-2	-2	-2	-2	-2	-2	-	-	3.70
11	FCoSp2	2.5	0.00	0	0	0	0	0	0	0	0	-1	0	-	-	2.50
12	SiSt1	2.0	0.10	0	0	1	0	0	1	1	0	0	0	-	-	2.10
13	3Lz	6.6 x	0.20	0	1	0	0	1	0	0	1	0	0	-	-	6.80
14	CCoSp2	3.0	0.50	1	1	1	0	1	1	1	1	1	1	-	-	3.50
		69.1														64.30

Program Components

Program Components	Factor													
Skating Skills	2.00	6.50	6.50	7.25	6.50	6.25	6.50	6.75	6.25	7.00	6.75	-	-	6.65
Transition / Linking Footwork	2.00	6.00	6.25	7.00	6.25	6.25	6.25	6.25	6.25	6.75	6.50	-	-	6.35
Performance / Execution	2.00	6.00	6.00	7.25	6.50	6.50	6.25	6.50	6.25	7.00	6.75	-	-	6.45
Choreography / Composition	2.00	6.25	6.25	7.25	6.25	6.25	6.25	6.50	6.25	7.25	6.75	-	-	6.50
Interpretation	2.00	6.25	6.50	7.25	6.50	6.50	6.50	6.75	6.50	7.00	6.75	-	-	6.65
Judges Total Program Component Score (factorized)														65.20

Deductions:	Time Violation:	0.00	Music Violation:	0.00	Illegal Element:	0.00
	Costume & Prop violation:	0.00	Fall:	-1.00		-1.00

Rank	Name	NOC Code	Total Segment Score	Total Element Score	Program Score (factorized)	Total Component Score	Total Deductions
			=	+		+	-
4	Jeffrey BUTTLE	CAN	128.00	57.40		71.60	1.00

#	Executed Elements	Base Value	GOE	The Judges Panel (in random order)										Scores of Panel		
1	3F+2T	6.8	0.40	0	0	0	1	1	1	1	0	1	1	-	-	7.20
2	3A+3T	11.5	-0.80	-1	0	-1	-1	0	0	-1	-1	0	-1	-	-	10.70
3	CoSp2	2.5	0.10	1	0	1	0	1	1	0	0	0	0	-	-	2.60
4	3S	4.5	-2.00	-2	-2	-2	-2	-2	-2	-2	-2	-2	-2	-	-	2.50
5	2A	3.6 x	-2.10	-3	-3	-3	-3	-3	-3	-3	-3	-3	-3	-	-	1.50
6	3Lo	5.5 x	0.60	1	0	1	0	0	0	0	1	1	0	-	-	6.10
7	SiSt1	2.0	0.40	1	0	1	0	1	1	1	1	1	0	-	-	2.40
8	3Lz	6.6 x	1.00	1	1	1	1	0	0	1	1	2	1	-	-	7.60
9	CSp2	1.6	0.00	0	0	2	0	0	0	0	0	0	0	-	-	1.60
10	FSSp2	2.3	0.00	0	0	0	0	0	0	-1	0	0	0	-	-	2.30
11	SiSt1	2.0	0.20	0	0	0	0	1	1	1	1	1	0	-	-	2.20
12	2A	3.6 x	0.00	0	0	0	0	0	0	0	0	1	1	-	-	3.60
13	2A	3.6 x	0.00	0	0	0	0	0	0	0	0	0	0	-	-	3.60
14	CCoSp2	3.0	0.50	1	1	2	1	2	1	1	1	1	0	-	-	3.50
		59.1														57.40

Program Components

Program Components	Factor													
Skating Skills	2.00	7.25	7.00	7.00	7.50	6.50	7.00	7.25	6.50	7.25	7.50	-	-	7.15
Transition / Linking Footwork	2.00	7.00	6.75	7.25	7.25	6.25	7.25	6.75	6.50	7.00	7.25	-	-	6.95
Performance / Execution	2.00	7.25	6.75	7.00	7.50	6.50	7.00	7.25	6.75	7.25	7.25	-	-	7.10
Choreography / Composition	2.00	7.50	7.00	7.25	7.50	6.50	7.25	7.50	6.50	7.50	7.50	-	-	7.35
Interpretation	2.00	7.50	7.00	7.25	7.50	6.75	7.00	7.25	6.50	7.25	7.25	-	-	7.25
Judges Total Program Component Score (factorized)														71.60

Deductions:	Time Violation:	0.00	Music Violation:	0.00	Illegal Element:	0.00
	Costume & Prop violation:	0.00	Fall:	-1.00		-1.00

Official ISU Sponsors





World Figure Skating Championships® 2005

March 13th – 20th

Moscow / Russia



MEN QUALIFYING FREE SKATING B JUDGES DETAILS

Rank	Name	NOC Code	Total Segment Score	Total Element Score	Program Score (factorized)	Total Component Score	Total Deductions
			=	+		+	-
5	Samuel CONTESTI	FRA	123.28	62.08		61.20	0.00

# Executed Elements	Base Value	GOE	The Judges Panel (in random order)											Scores of Panel		
1	3A+3T	11.5	-1.00	-1	0	-1	-1	0	-1	-1	-1	-1	-1	-	-	10.50
2	3Lz	6.0	0.00	0	0	0	0	0	0	0	0	0	0	-	-	6.00
3	FSSp1	2.0	0.10	1	1	0	0	0	0	0	0	0	0	-	-	2.10
4	3F	5.5	0.00	0	0	0	0	-1	0	-1	0	0	0	-	-	5.50
5	CCoSp1	2.5	0.00	1	0	0	0	0	0	0	0	0	0	-	-	2.50
6	CS1	2.0	0.00	0	1	0	0	-1	-1	0	0	0	0	-	-	2.00
7	3A	8.3	0.60	1	1	1	1	0	1	0	0	0	1	-	-	8.90
8	3Lo	5.5	0.60	1	0	1	0	0	1	1	1	0	0	-	-	6.10
9	S1St1	2.0	0.30	1	0	0	0	0	0	1	1	1	0	-	-	2.30
10	3T+2S+SEQ	4.6	0.00	0	-1	0	0	0	0	0	0	0	-1	-	-	4.60
11	FCSSp1	1.5	-0.12	-1	0	0	-1	0	0	-1	0	0	0	-	-	1.38
12	3S	5.0	0.00	0	0	0	0	0	0	0	0	0	0	-	-	5.00
13	2A	3.6	0.00	0	0	0	0	0	0	0	1	0	0	-	-	3.60
14	SSp2	1.6	0.00	0	0	0	0	0	0	0	0	0	0	-	-	1.60
			61.6												62.08	

Program Components

Program Components	Factor													
Skating Skills	2.00	6.25	6.50	6.50	5.75	5.75	6.00	6.50	5.50	6.00	5.75	-	-	6.20
Transition / Linking Footwork	2.00	6.00	6.75	6.25	5.25	5.50	5.75	6.00	5.25	5.75	5.50	-	-	5.85
Performance / Execution	2.00	6.25	7.00	6.50	5.50	5.75	5.75	6.25	5.75	6.00	6.00	-	-	6.15
Choreography / Composition	2.00	6.25	7.00	6.25	5.50	5.50	5.75	6.25	5.75	6.25	5.75	-	-	6.15
Interpretation	2.00	6.50	7.00	6.50	5.50	5.75	5.75	6.25	5.75	6.25	6.00	-	-	6.25
Judges Total Program Component Score (factorized)													61.20	

Deductions:	Time Violation:	0.00	Music Violation:	0.00	Illegal Element:	0.00	
	Costume & Prop violation:	0.00	Fall:	0.00			0.00

Rank	Name	NOC Code	Total Segment Score	Total Element Score	Program Score (factorized)	Total Component Score	Total Deductions
			=	+		+	-
6	Daisuke TAKAHASHI	JPN	120.50	57.00		63.50	0.00

# Executed Elements	Base Value	GOE	The Judges Panel (in random order)											Scores of Panel		
1	4T	9.0	-0.40	0	0	0	-1	1	0	-1	0	-1	0	-	-	8.60
2	2A	3.3	-0.70	0	-1	-1	-1	-1	-1	-2	-1	-1	-1	-	-	2.60
3	3A+2T	8.8	-1.00	-1	-1	-1	0	0	-1	-1	-1	-1	-1	-	-	7.80
4	FCCoSp2	2.5	0.00	0	0	0	0	1	0	0	0	1	0	-	-	2.50
5	CS1	3.1	0.20	1	1	0	0	2	1	0	0	1	0	-	-	3.30
6	3Lz	6.0	0.20	1	1	0	0	0	0	0	0	0	0	-	-	6.20
7	LSp1	1.2	0.00	0	0	0	0	1	0	0	0	0	0	-	-	1.20
8	3S	5.0	0.00	-2	-2	-3	-2	-2	-2	-2	-2	-3	-	-	3.00	
9	3LZ+2T	8.0	0.00	0	-1	0	0	0	-1	0	0	0	-1	-	-	8.00
10	3F	6.1	0.00	0	0	0	0	0	1	0	0	0	1	-	-	6.10
11	FSSp2	2.3	0.00	0	0	0	0	0	0	0	0	0	0	-	-	2.30
12	S1St1	2.0	0.30	0	1	0	1	1	1	1	0	1	1	-	-	2.30
13	FCCoSp2	3.0	0.10	1	0	1	0	1	0	0	0	0	0	-	-	3.10
			60.3												57.00	

Program Components

Program Components	Factor													
Skating Skills	2.00	6.50	7.50	6.25	6.75	7.00	6.75	6.50	6.00	6.50	7.00	-	-	6.50
Transition / Linking Footwork	2.00	5.50	6.50	6.00	6.50	6.75	6.50	6.00	5.75	6.25	6.50	-	-	6.10
Performance / Execution	2.00	6.25	6.75	6.25	6.75	6.75	6.50	6.25	5.75	6.75	6.75	-	-	6.45
Choreography / Composition	2.00	6.00	7.00	6.25	6.75	6.50	6.50	6.00	5.75	6.50	6.75	-	-	6.30
Interpretation	2.00	6.50	7.00	6.25	6.50	6.75	6.50	6.00	5.50	6.75	7.00	-	-	6.40
Judges Total Program Component Score (factorized)													63.50	

Deductions:	Time Violation:	0.00	Music Violation:	0.00	Illegal Element:	0.00	
	Costume & Prop violation:	0.00	Fall:	0.00			0.00

Official ISU Sponsors





World Figure Skating Championships® 2005

March 13th – 20th

Moscow / Russia



MEN QUALIFYING FREE SKATING B JUDGES DETAILS

Rank	Name	NOC Code	Total Segment Score	Total Element Score	Program Score (factorized)	Total Component Score	Total Deductions
			=	+		+	-
7	Min ZHANG	CHN	120.46	59.66		60.80	0.00

# Executed Elements	Base Value	GOE	The Judges Panel (in random order)											Scores of Panel		
1	4T+3T	13.0	0.20	0	0	0	1	1	1	0	0	1	0	-	-	13.20
2	4S	9.5	1.00	1	1	1	2	1	0	1	1	1	1	-	-	10.50
3	FCSp1	2.0	0.00	0	0	0	0	0	0	0	0	0	0	-	-	2.00
4	3Lz	6.0	-1.80	-2	-1	-2	-1	-2	-2	-2	-2	-2	-2	-	-	4.20
5	FSSp1	2.0	0.10	1	0	0	1	0	0	0	0	0	0	-	-	2.10
6	3F+3T	10.5	x 0.60	1	0	1	1	1	1	0	1	0	0	-	-	11.10
7	CiSt1	2.0	0.00	0	-1	0	0	0	0	0	0	0	0	-	-	2.00
8	2Lo	1.7	x 0.00	0	-1	0	0	0	0	0	0	0	0	-	-	1.70
9	2S	1.4	x 0.00	0	0	0	0	0	0	0	0	0	0	-	-	1.40
10	3S	5.0	x 0.00	0	0	1	0	0	0	0	0	0	0	-	-	5.00
11	SeSt1	2.0	0.00	0	0	0	0	0	0	0	0	0	0	-	-	2.00
12	1A	0.9	x -0.32	-2	-1	-2	-1	-1	-1	-2	0	-2	-2	-	-	0.58
13	CCoSp1	2.5	-0.06	-1	-1	0	0	0	-1	0	0	0	0	-	-	2.44
14	CSSp1	1.5	-0.06	-1	-1	0	0	0	0	0	0	0	0	-	-	1.44
			60.0												59.66	

Program Components

Program Components	Factor													
Skating Skills	2.00	6.50	6.00	6.50	6.75	6.00	6.00	5.50	6.50	6.25	5.75	-	-	6.35
Transition / Linking Footwork	2.00	5.75	5.25	6.00	6.25	5.75	5.75	4.75	6.25	6.00	5.50	-	-	5.85
Performance / Execution	2.00	6.00	5.50	6.25	6.50	6.00	5.75	5.25	6.25	6.50	5.75	-	-	6.10
Choreography / Composition	2.00	6.25	5.75	6.00	6.50	5.75	5.75	5.00	6.25	6.25	5.50	-	-	6.10
Interpretation	2.00	6.00	5.50	6.00	6.50	5.75	5.50	5.00	6.25	6.25	5.75	-	-	6.00
Judges Total Program Component Score (factorized)													60.80	

Deductions:	Time Violation:	0.00	Music Violation:	0.00	Illegal Element:	0.00
	Costume & Prop violation:	0.00	Fall:	0.00		0.00

Rank	Name	NOC Code	Total Segment Score	Total Element Score	Program Score (factorized)	Total Component Score	Total Deductions
			=	+		+	-
8	Kevin VAN DER PERREN	BEL	119.68	59.58		62.10	2.00

# Executed Elements	Base Value	GOE	The Judges Panel (in random order)											Scores of Panel		
1	3A	7.5	1.00	1	1	1	1	1	1	1	0	1	0	-	-	8.50
2	3A+3T	11.5	0.00	0	0	0	1	1	0	0	0	0	0	-	-	11.50
3	FSSp2	2.3	0.10	1	0	0	0	0	1	0	0	1	0	-	-	2.40
4	2A	3.3	0.00	0	0	0	0	0	1	0	1	0	0	-	-	3.30
5	CSp1	1.2	0.00	1	0	0	0	0	0	0	0	-1	0	-	-	1.20
6	3S+3T+1LO	9.0	0.00	0	-1	0	0	0	0	0	0	0	0	-	-	9.00
7	2A	3.6	x 0.00	0	0	0	0	0	0	0	0	0	0	-	-	3.60
8	CiSt1	2.0	0.00	0	0	0	0	0	0	0	0	0	0	-	-	2.00
9	3F	6.1	x -3.00	-3	-3	-3	-3	-3	-3	-3	-3	-3	-3	-	-	3.10
10	3Lz	6.6	x -3.00	-3	-3	-3	-3	-3	-3	-3	-3	-3	-3	-	-	3.60
11	CSSp1	1.5	0.00	0	0	0	0	0	0	0	0	0	0	-	-	1.50
12	SiSt1	2.0	0.00	0	0	0	0	0	0	0	0	0	0	-	-	2.00
13	3Lo	5.5	x 0.00	0	0	0	0	0	0	0	0	0	0	-	-	5.50
14	CCoSp1	2.5	-0.12	-1	0	-1	0	0	0	0	0	-1	0	-	-	2.38
			64.6												59.58	

Program Components

Program Components	Factor													
Skating Skills	2.00	6.50	6.50	6.00	6.50	5.75	6.25	6.25	6.00	6.50	6.50	-	-	6.35
Transition / Linking Footwork	2.00	6.00	6.25	5.75	6.25	5.50	6.25	6.00	5.75	6.00	6.25	-	-	6.00
Performance / Execution	2.00	6.25	6.50	6.00	6.25	5.50	6.00	6.00	5.75	6.50	6.50	-	-	6.20
Choreography / Composition	2.00	6.25	6.50	6.00	6.25	5.75	6.25	6.25	6.00	6.75	6.25	-	-	6.25
Interpretation	2.00	6.50	6.50	6.00	6.25	5.75	6.00	6.00	6.00	6.50	6.50	-	-	6.25
Judges Total Program Component Score (factorized)													62.10	

Deductions:	Time Violation:	0.00	Music Violation:	0.00	Illegal Element:	0.00
	Costume & Prop violation:	0.00	Fall:	-2.00		-2.00

Official ISU Sponsors





World Figure Skating Championships® 2005

March 13th – 20th

Moscow / Russia



MEN QUALIFYING FREE SKATING B JUDGES DETAILS

Rank	Name	NOC Code	Total Segment Score	Total Element Score	Program Score (factorized)	Total Component Score	Total Deductions
			=	+		+	-
9	Timothy GOEBEL	USA	119.12	55.52		65.60	2.00

# Executed Elements	Base Value	GOE	The Judges Panel (in random order)											Scores of Panel	
1	3S	4.5	0	0	1	1	0	1	1	1	1	0	-	-	5.30
2	4T	9.0	-3.00	-3	-3	-3	-3	-3	-3	-3	-3	-3	-	-	6.00
3	3A+1T	7.9	-0.60	0	-1	-1	0	-1	0	-1	-1	0	0	-	7.30
4	3S+COMBO	4.5	-1.40	-2	0	-2	-1	-2	-2	-2	-1	-1	-2	-	3.10
5	FCSSp1	1.5	0.00	-1	0	0	0	0	-1	0	0	0	0	-	1.50
6	FCoSp2	2.5	0.10	0	0	0	0	0	0	1	0	1	0	-	2.60
7	3A+3T	12.7	x	-1.00	-1	-1	-1	-1	-1	-1	-1	-2	-1	-	11.70
8	3F	6.1	x	-3.00	-3	-3	-3	-3	-3	-3	-3	-3	-	-	3.10
9	SIS1	2.0	0.30	1	0	0	0	1	1	1	1	1	0	-	2.30
10	1Lz	0.7	x	-0.18	-1	-2	-2	-2	-2	-2	-1	-3	-2	-	0.52
11	CS1	2.0	0.00	0	0	0	0	1	0	0	1	0	0	-	2.00
12	3Lo	5.5	x	0.00	0	0	1	0	0	0	0	0	1	-	5.50
13	FSSp1	2.0	0.00	0	0	0	0	0	0	0	0	0	0	-	2.00
14	CCoSp1	2.5	0.10	1	0	0	0	0	0	0	0	1	0	-	2.60
		63.4												55.52	

Program Components

Program Components	Factor														
Skating Skills	2.00	6.25	6.50	6.50	6.75	6.50	6.50	7.50	6.50	7.00	7.00	-	-	6.65	
Transition / Linking Footwork	2.00	6.00	6.50	6.25	6.25	6.25	6.25	6.00	7.00	6.50	7.25	6.75	-	-	6.50
Performance / Execution	2.00	6.25	6.25	6.50	6.50	6.25	6.25	7.00	6.25	7.00	6.75	-	-	6.50	
Choreography / Composition	2.00	6.00	6.50	6.50	6.50	6.50	6.00	7.25	6.50	7.50	6.75	-	-	6.65	
Interpretation	2.00	6.00	6.25	6.50	6.25	6.50	6.25	7.25	6.50	7.00	6.75	-	-	6.50	
Judges Total Program Component Score (factorized)													65.60		

Deductions:	Time Violation:	0.00	Music Violation:	0.00	Illegal Element:	0.00
	Costume & Prop violation:	0.00	Fall:	-2.00		
						-2.00

Rank	Name	NOC Code	Total Segment Score	Total Element Score	Program Score (factorized)	Total Component Score	Total Deductions
			=	+		+	-
10	Gheorghe CHIPER	ROM	117.00	56.80		60.20	0.00

# Executed Elements	Base Value	GOE	The Judges Panel (in random order)											Scores of Panel		
1	3T	4.0	0.20	0	0	0	0	1	1	1	1	0	1	-	-	4.20
2	3A	7.5	-1.20	-2	-1	-1	-1	-2	-2	-1	-2	-1	-1	-	-	6.30
3	3LZ+3T	10.0	0.60	1	0	1	1	0	0	1	0	0	0	-	-	10.60
4	SSp2	1.6	0.00	0	0	0	0	0	1	0	0	0	0	-	-	1.60
5	3A+1T	7.9	-1.80	-2	-1	-2	-1	-2	-2	-2	-2	-3	-	-	6.10	
6	CS1	3.1	0.00	0	0	0	0	0	0	1	0	0	0	-	-	3.10
7	2S	1.4	x	-0.24	-1	-1	-1	0	0	-1	-1	0	-1	-	-	1.16
8	CCoSp1	2.5	-0.06	0	-1	0	0	0	0	-1	0	0	-1	-	-	2.44
9	3Lo	5.5	x	-1.60	-2	-1	-1	-2	-2	-2	-2	-1	-2	-	-	3.90
10	3F	6.1	x	0.00	0	0	0	0	0	0	0	1	0	-	-	6.10
11	CoSp1	2.0	0.00	0	0	0	0	0	0	0	0	0	0	-	-	2.00
12	3S	5.0	x	0.00	0	0	0	0	0	0	0	0	0	-	-	5.00
13	SIS1	2.0	0.00	0	0	0	0	0	0	0	0	0	0	-	-	2.00
14	FSSp2	2.3	0.00	0	-1	0	0	0	-1	0	0	0	0	-	-	2.30
		60.9												56.80		

Program Components

Program Components	Factor													
Skating Skills	2.00	6.00	6.00	6.00	5.25	6.00	5.25	6.25	5.75	6.50	6.00	-	-	6.00
Transition / Linking Footwork	2.00	6.00	6.50	5.75	5.00	5.75	5.25	6.00	5.75	6.00	5.75	-	-	5.90
Performance / Execution	2.00	6.00	6.25	5.75	5.25	6.00	5.25	6.50	5.50	6.25	6.00	-	-	5.95
Choreography / Composition	2.00	6.25	6.25	6.00	5.25	5.75	5.25	6.50	5.75	6.25	6.25	-	-	6.10
Interpretation	2.00	6.50	6.50	6.00	5.25	6.00	5.25	6.50	5.75	6.00	6.25	-	-	6.15
Judges Total Program Component Score (factorized)													60.20	

Deductions:	Time Violation:	0.00	Music Violation:	0.00	Illegal Element:	0.00
	Costume & Prop violation:	0.00	Fall:	0.00		
						0.00

Official ISU Sponsors





World Figure Skating Championships® 2005

March 13th – 20th

Moscow / Russia



MEN QUALIFYING FREE SKATING B JUDGES DETAILS

Rank	Name	NOC Code	Total Segment Score	Total Element Score	Program Score (factorized)	Total Component Score	Total Deductions
			=	+		+	-
11	Frederic DAMBIER	FRA	113.90	56.20		59.70	2.00

# Executed Elements	Base Value	GOE	The Judges Panel (in random order)											Scores of Panel				
1	4S	9.5	-1.00	-1	-1	-1	-1	-1	-1	-1	-1	-1	-1	-1	-1	-1	-1	8.50
2	3F	5.5	-1.80	-2	-2	-2	-2	-2	-2	-2	-2	-2	-2	-2	-2	-2	-2	3.70
3	3A+3T+SEQ	9.2	-3.00	-3	-3	-3	-3	-3	-3	-3	-3	-3	-3	-3	-3	-3	-3	6.20
4	3A	7.5	-0.60	-1	0	-1	0	0	0	-1	0	-1	0	-1	0	-1	0	6.90
5	FSSp1	2.0	0.00	1	0	0	0	0	0	-1	0	0	0	-1	0	0	0	2.00
6	CiSt1	2.0	0.00	0	0	0	0	0	-1	0	0	0	0	0	0	0	0	2.00
7	3S	5.0 x	0.00	0	0	0	0	0	0	0	0	0	1	0	0	0	0	5.00
8	3Lz	6.6 x	0.00	0	0	0	0	0	0	0	0	0	1	0	0	0	0	6.60
9	3Lo	5.5 x	-0.40	0	-1	0	-1	-1	-1	-1	0	0	0	-1	0	0	0	5.10
10	USp1	1.2	-0.06	0	0	0	0	0	0	-1	0	-2	0	0	0	0	0	1.14
11	FSSp2	2.3	0.00	0	0	0	0	0	0	0	0	0	0	-1	0	0	0	2.30
12	SIS1	2.0	0.00	0	0	0	0	0	0	0	0	1	0	0	0	0	0	2.00
13	3F+COMBO	6.1 x	-3.00	-3	-3	-3	-3	-3	-3	-3	-3	-3	-3	-3	-3	-3	-3	3.10
14	FCCoSp1	2.5	-0.84	-2	-3	-3	-2	-2	-2	-3	-2	-3	-3	-3	-3	-3	-3	1.66
			66.9												56.20			

Program Components

Factor

Skating Skills	2.00	6.75	6.00	5.75	6.00	6.00	6.75	6.25	6.25	6.25	6.25	6.25	-	-	6.15
Transition / Linking Footwork	2.00	6.00	5.50	5.50	5.50	5.50	6.25	5.75	6.00	6.50	6.00	-	-	5.75	
Performance / Execution	2.00	6.25	5.75	5.50	5.75	5.50	6.50	5.75	6.00	6.25	6.00	-	-	5.90	
Choreography / Composition	2.00	6.25	6.00	5.75	5.75	5.75	6.50	6.00	6.25	6.00	6.00	-	-	6.00	
Interpretation	2.00	6.25	6.25	5.75	5.75	5.75	6.50	5.75	6.25	6.25	6.00	-	-	6.05	
Judges Total Program Component Score (factorized)		59.70													

Deductions:

Time Violation:	0.00	Music Violation:	0.00	Illegal Element:	0.00
Costume & Prop violation:	0.00	Fall:	-2.00		
					-2.00

Rank	Name	NOC Code	Total Segment Score	Total Element Score	Program Score (factorized)	Total Component Score	Total Deductions
			=	+		+	-
12	Kristoffer BERNTSSON	SWE	112.84	59.34		54.50	1.00

# Executed Elements	Base Value	GOE	The Judges Panel (in random order)											Scores of Panel				
1	3A	7.5	-0.80	-1	0	-1	0	0	0	-1	-1	-1	-1	-	-	-	-	6.70
2	3T	4.0	-3.00	-3	-3	-3	-3	-3	-3	-3	-3	-3	-3	-	-	-	-	1.00
3	CSSp2	2.0	0.00	0	0	0	0	0	0	0	0	0	0	-	-	-	-	2.00
4	3LZ+3T	10.0	0.00	0	0	0	0	0	0	0	0	-1	0	-	-	-	-	10.00
5	CiSt1	2.0	0.00	0	0	0	0	0	0	0	0	0	0	-	-	-	-	2.00
6	3A+1T	8.7 x	-2.00	-2	-2	-2	-2	-2	-3	-3	-2	-2	-3	-	-	-	-	6.70
7	3Lo	5.5 x	0.00	0	0	0	0	0	0	0	0	-1	0	-	-	-	-	5.50
8	FCCoSp1	2.5	0.00	0	0	0	0	0	0	0	0	0	0	-	-	-	-	2.50
9	3F	6.1 x	-0.40	-1	0	0	0	-1	0	-1	0	-1	0	-	-	-	-	5.70
10	SIS2	3.1	0.00	0	0	0	0	0	0	0	1	0	0	-	-	-	-	3.10
11	3S+1T	5.4 x	-0.20	0	-1	-1	0	-1	0	0	0	0	0	-	-	-	-	5.20
12	FSSp2	2.3	-0.06	-1	0	0	0	0	0	0	0	-1	0	-	-	-	-	2.24
13	3T	4.4 x	-0.20	0	0	0	0	0	0	-1	0	-1	0	-	-	-	-	4.20
14	CCoSp1	2.5	0.00	0	0	0	0	0	0	0	0	0	0	-	-	-	-	2.50
			66.0												59.34			

Program Components

Factor

Skating Skills	2.00	5.75	6.00	5.50	6.00	5.50	5.50	5.50	6.00	5.50	5.50	5.50	-	-	5.75
Transition / Linking Footwork	2.00	5.50	6.00	5.25	5.50	5.25	5.50	5.00	5.50	5.00	5.25	-	-	5.35	
Performance / Execution	2.00	5.25	5.75	5.25	5.75	5.25	5.25	5.25	5.50	5.25	5.50	-	-	5.40	
Choreography / Composition	2.00	5.00	6.00	5.25	5.50	5.25	5.50	5.00	5.75	5.50	5.50	-	-	5.40	
Interpretation	2.00	5.00	5.75	5.25	5.75	5.25	5.25	5.00	5.75	5.00	5.50	-	-	5.35	
Judges Total Program Component Score (factorized)		54.50													

Deductions:

Time Violation:	0.00	Music Violation:	0.00	Illegal Element:	0.00
Costume & Prop violation:	0.00	Fall:	-1.00		
					-1.00

Official ISU Sponsors





World Figure Skating Championships® 2005

March 13th – 20th

Moscow / Russia



MEN QUALIFYING FREE SKATING B JUDGES DETAILS

Rank	Name	NOC Code	Total Segment Score	Total Element Score	Program Score (factorized)	Total Component Score	Total Deductions
			=	+		+	-
13	Roman SEROV	ISR	107.56	53.86		53.70	0.00

#	Executed Elements	Base Value	GOE	The Judges Panel (in random order)											Scores of Panel		
1	3Lz	6.0	-1.00	-1	-1	-1	-1	-1	-1	-1	-1	-1	-1	-1	-	-	5.00
2	3A	7.5	-1.00	-1	0	-1	-1	-1	-1	-1	-1	-1	-1	-1	-	-	6.50
3	3A+3T	11.5	0.20	0	0	0	1	0	1	1	0	0	0	-	-	11.70	
4	FCSp1	2.0	0.00	0	0	0	0	0	0	0	0	0	0	-	-	2.00	
5	2F	1.7	0.00	0	0	0	0	0	1	0	0	0	0	-	-	1.70	
6	CCoSp1	2.5	0.00	0	0	1	0	0	0	0	0	0	0	-	-	2.50	
7	CSiSt1	2.0	0.00	0	0	0	0	0	0	0	0	0	0	-	-	2.00	
8	3LZ+2T+3LO+SEQ	9.7 x	-1.00	-1	-1	0	-1	-1	-1	-1	-1	-2	-1	-	-	8.70	
9	3S	5.0 x	-1.00	-2	0	-1	-1	-1	-1	-1	-1	-1	-1	-	-	4.00	
10	SSp1	1.2	0.00	0	0	0	0	0	0	0	0	0	0	-	-	1.20	
11	SISi2	3.1	-0.14	-1	0	0	0	0	0	0	0	-1	0	-	-	2.96	
12	2A	3.6 x	0.00	0	0	0	0	0	0	0	0	-1	0	-	-	3.60	
13	FCoSp1	2.0	0.00	-1	0	0	0	0	0	0	0	0	-1	-	-	2.00	
		57.8														53.86	

Program Components

Program Components	Factor													
Skating Skills	2.00	5.25	5.75	5.75	5.50	5.25	5.75	6.25	5.00	5.25	5.75	-	-	5.50
Transition / Linking Footwork	2.00	5.00	5.75	5.50	5.00	5.00	5.50	5.75	4.75	5.00	5.25	-	-	5.25
Performance / Execution	2.00	4.75	6.00	5.75	5.25	5.00	5.50	6.00	5.00	5.00	5.50	-	-	5.40
Choreography / Composition	2.00	4.50	6.25	5.75	5.00	5.25	5.25	6.00	5.00	4.75	5.50	-	-	5.30
Interpretation	2.00	4.75	6.00	5.75	5.25	5.00	5.25	6.00	5.00	5.00	5.75	-	-	5.40
Judges Total Program Component Score (factorized)														53.70

Deductions:	Time Violation:	0.00	Music Violation:	0.00	Illegal Element:	0.00	
	Costume & Prop violation:	0.00	Fall:	0.00			0.00

Rank	Name	NOC Code	Total Segment Score	Total Element Score	Program Score (factorized)	Total Component Score	Total Deductions
			=	+		+	-
14	Viktor PFEIFER	AUT	101.92	51.42		50.50	0.00

#	Executed Elements	Base Value	GOE	The Judges Panel (in random order)											Scores of Panel	
1	2A	3.3	0.00	0	0	0	0	0	1	0	0	0	0	-	-	3.30
2	3Lz	6.0	-1.60	-1	-1	-2	-1	-1	-2	-2	-2	-2	-2	-	-	4.40
3	3F+2T	6.8	-1.00	-1	-1	-1	-1	-1	0	-1	0	-2	-1	-	-	5.80
4	3S+3T+2T	9.8	0.00	0	0	0	0	0	0	0	1	0	0	-	-	9.80
5	CSp2	1.6	0.30	0	1	1	0	1	0	0	1	1	0	-	-	1.90
6	3F	5.5	-0.20	0	0	0	0	0	0	0	-1	-1	0	-	-	5.30
7	3Lo	5.0	-0.60	0	0	-1	-1	-1	0	-1	0	-1	0	-	-	4.40
8	FCCoSp1	2.5	0.00	0	0	0	0	0	0	0	0	0	0	-	-	2.50
9	SISi1	2.0	0.00	1	0	0	0	0	0	0	0	0	0	-	-	2.00
10	2A	3.6 x	-1.40	-2	-1	-2	-2	-2	-2	-2	-2	-3	-2	-	-	2.20
11	2A	3.6 x	-0.28	0	0	-1	0	-1	-1	-1	0	-2	-1	-	-	3.32
12	CCoSp1	2.5	0.00	0	0	0	0	0	0	0	0	-1	0	-	-	2.50
13	CSiSt1	2.0	0.00	0	0	0	0	0	0	0	0	0	0	-	-	2.00
14	FCSp1	2.0	0.00	0	0	0	0	0	0	-1	0	0	0	-	-	2.00
		56.2														51.42

Program Components

Program Components	Factor													
Skating Skills	2.00	5.25	5.25	5.25	5.25	5.00	5.25	5.25	5.00	5.00	4.50	-	-	5.20
Transition / Linking Footwork	2.00	4.75	5.25	5.00	4.75	4.75	5.00	4.75	4.75	4.00	4.25	-	-	4.80
Performance / Execution	2.00	5.25	5.00	5.25	5.25	4.75	5.25	5.00	5.00	4.25	4.50	-	-	5.10
Choreography / Composition	2.00	5.25	5.25	5.00	5.00	5.00	5.00	5.00	5.00	4.50	4.50	-	-	5.05
Interpretation	2.00	5.25	5.25	5.00	5.25	4.75	5.25	5.00	5.00	4.00	4.50	-	-	5.10
Judges Total Program Component Score (factorized)														50.50

Deductions:	Time Violation:	0.00	Music Violation:	0.00	Illegal Element:	0.00	
	Costume & Prop violation:	0.00	Fall:	0.00			0.00

Official ISU Sponsors





World Figure Skating Championships® 2005

March 13th – 20th

Moscow / Russia



MEN QUALIFYING FREE SKATING B JUDGES DETAILS

Rank	Name	NOC Code	Total Segment Score	Total Element Score	Program Score (factorized)	Total Component Score	Total Deductions
			=	+		+	-
15	Trifun ZIVANOVIC	SCG	96.28	49.58		47.70	1.00

#	Executed Elements	Base Value	GOE	The Judges Panel (in random order)											Scores of Panel			
1	3A+2T+SEQ	7.0	-2.00	-2	-2	-2	-2	-2	-2	-2	-2	-2	-2	-2	-2	-2	-2	5.00
2	3F+2T	6.8	-1.00	-1	-1	-1	-1	-1	-1	-1	-1	-1	-1	-1	-1	-1	-1	5.80
3	3F	5.5	0.00	0	0	0	0	0	0	0	0	0	0	0	0	0	5.50	
4	FSSp2	2.3	0.00	0	0	0	0	0	0	0	0	0	0	0	0	0	2.30	
5	2Lo	1.5	-0.68	-3	-2	-2	-2	-2	-3	-2	-2	-3	-2	-2	-2	-2	0.82	
6	3A	7.5	-3.00	-3	-3	-3	-3	-3	-3	-3	-3	-3	-3	-3	-3	-3	4.50	
7	FCSSp2	2.0	0.00	0	0	0	0	0	1	-1	0	0	0	0	0	0	2.00	
8	CSiSt2	3.1	0.00	0	0	0	0	0	0	0	0	0	0	0	0	0	3.10	
9	3Lz	6.6 x	-1.20	-1	-2	-1	-1	0	-1	-1	-1	-2	-2	-2	-2	-2	5.40	
10	2A	3.6 x	-1.54	-3	-2	-2	-2	0	-2	-2	-2	-3	-2	-2	-2	-2	2.06	
11	SiSt2	3.1	0.00	0	0	0	0	0	-1	0	0	0	0	0	0	0	3.10	
12	3S	5.0 x	0.00	0	0	0	0	0	0	0	0	0	0	0	0	0	5.00	
13	CCoSp2	3.0	0.00	0	0	0	0	0	0	0	0	0	0	0	0	0	3.00	
14	FCCoSp1	2.0	0.00	0	0	0	0	0	0	0	0	0	0	0	0	0	2.00	
		59.0															49.58	

Program Components

Program Components	Factor														
Skating Skills	2.00	5.00	5.00	4.75	5.00	5.25	5.50	5.75	4.75	5.25	4.75	4.75	-	-	5.00
Transition / Linking Footwork	2.00	4.50	5.00	4.50	4.50	5.00	5.25	5.25	4.50	4.75	4.50	4.75	-	-	4.65
Performance / Execution	2.00	4.50	4.75	4.75	4.75	5.25	5.25	5.50	4.50	4.75	4.50	4.75	-	-	4.70
Choreography / Composition	2.00	4.50	5.25	4.50	4.75	5.00	5.00	5.50	4.50	5.00	4.75	4.75	-	-	4.80
Interpretation	2.00	4.75	4.75	4.75	4.50	5.25	5.25	5.50	4.50	4.75	4.50	4.50	-	-	4.70
Judges Total Program Component Score (factorized)		47.70													

Deductions:

Time Violation:	0.00	Music Violation:	0.00	Illegal Element:	0.00
Costume & Prop violation:	0.00	Fall:	-1.00		
-1.00					

Rank	Name	NOC Code	Total Segment Score	Total Element Score	Program Score (factorized)	Total Component Score	Total Deductions
			=	+		+	-
16	Tomas VERNER	CZE	95.76	43.96		52.80	1.00

#	Executed Elements	Base Value	GOE	The Judges Panel (in random order)											Scores of Panel		
1	2A	3.3	-2.10	-3	-3	-3	-3	-3	-3	-3	-3	-3	-3	-3	-3	-3	1.20
2	2F	1.7	0.00	0	0	0	0	0	1	0	0	0	0	0	0	0	1.70
3	3Lz	6.0	-2.00	-2	-2	-2	-2	-2	-2	-2	-2	-2	-2	-2	-2	-2	4.00
4	3F	5.5	-2.00	-2	-2	-2	-2	-2	-3	-2	-2	-3	-3	-3	-3	-3	3.50
5	FSSp1	2.0	-0.06	-1	0	0	0	0	0	0	0	-1	0	-	-	-	1.94
6	2A	3.6 x	0.00	0	0	0	1	0	0	0	0	0	0	-	-	-	3.60
7	3Lo	5.5 x	0.00	0	-1	0	0	0	0	0	0	0	0	-	-	-	5.50
8	3S+2T	6.4 x	0.00	0	0	0	0	0	0	0	0	0	0	-	-	-	6.40
9	FCCoSp1	2.5	0.00	0	-1	0	0	0	0	0	0	0	0	-	-	-	2.50
10	USp1	1.2	-0.12	0	-1	0	-1	0	0	0	0	-1	0	-	-	-	1.08
11	SiSt1	2.0	-0.30	-1	-1	-1	0	0	-1	-1	-1	-1	-2	-	-	-	1.70
12	3Lz+COMBO	6.6 x	-0.20	0	0	-1	0	0	0	0	0	-1	0	-	-	-	6.40
13	SeSt1	2.0	0.00	0	0	0	0	1	1	1	0	0	0	-	-	-	2.00
14	FCCoSp1	2.5	-0.06	-1	0	0	0	0	0	0	0	-1	0	-	-	-	2.44
		50.8															43.96

Program Components

Program Components	Factor														
Skating Skills	2.00	6.00	4.75	5.75	5.25	5.25	6.00	5.75	5.00	5.75	5.25	5.25	-	-	5.50
Transition / Linking Footwork	2.00	5.25	4.75	5.25	5.00	5.00	6.00	5.50	4.75	5.50	5.00	5.00	-	-	5.15
Performance / Execution	2.00	5.25	4.50	5.75	5.25	5.25	5.75	5.50	4.75	5.75	5.00	5.00	-	-	5.30
Choreography / Composition	2.00	5.00	4.75	5.50	5.00	5.50	5.75	5.75	4.75	5.50	5.00	5.00	-	-	5.15
Interpretation	2.00	5.25	4.50	5.50	5.25	5.25	5.75	5.75	4.75	5.75	5.25	5.25	-	-	5.30
Judges Total Program Component Score (factorized)		52.80													

Deductions:

Time Violation:	0.00	Music Violation:	0.00	Illegal Element:	0.00
Costume & Prop violation:	0.00	Fall:	-1.00		
-1.00					

Official ISU Sponsors





World Figure Skating Championships® 2005

March 13th – 20th

Moscow / Russia



MEN QUALIFYING FREE SKATING B JUDGES DETAILS

Rank	Name	NOC Code	Total Segment Score	Total Element Score	Program Score (factorized)	Total Component Score	Total Deductions
			=	+		+	-
17	Silvio SMALUN	GER	83.78	33.98		50.80	1.00

#	Executed Elements	Base Value	GOE	The Judges Panel (in random order)											Scores of Panel	
1	2A	3.3	0.00	0	0	0	0	0	0	0	1	0	1	-	-	3.30
2	3F	5.5	-3.00	-3	-3	-3	-1	-3	-3	-3	-3	-3	-3	-	-	2.50
3	3A	7.5	-3.00	-3	-3	-3	-3	-2	-3	-3	-3	-3	-3	-	-	4.50
4	1Lz	0.6	-0.04	-1	-1	-1	0	-1	0	0	0	0	0	-	-	0.56
5	3T	4.0	0.00	0	0	0	0	0	0	1	0	0	0	-	-	4.00
6	SSp2	1.6	0.00	0	0	0	0	0	1	0	0	0	0	-	-	1.60
7	1F	0.6 x	-0.12	-1	-2	-1	-1	-2	-2	0	-1	-3	-2	-	-	0.48
8	3S	5.0 x	0.20	0	0	0	0	0	0	1	1	0	0	-	-	5.20
9	FCCoSp1	2.5	0.00	0	0	0	0	1	0	0	0	0	0	-	-	2.50
10	CCoSp1	2.5	0.00	0	0	0	0	0	0	0	0	0	0	-	-	2.50
11	SeSt1	2.0	0.00	0	0	0	0	1	0	1	0	0	0	-	-	2.00
12	1A	0.9 x	-0.36	-2	-1	-2	-2	-2	-2	-2	-1	-3	-3	-	-	0.54
13	SIS1	2.0	0.00	0	0	0	0	0	0	1	0	-1	0	-	-	2.00
14	FSSp2	2.3	0.00	1	0	0	0	0	0	0	0	0	0	-	-	2.30
		40.3														33.98

Program Components

Program Components	Factor													
Skating Skills	2.00	5.25	5.75	4.50	5.25	5.50	5.75	6.00	5.25	5.25	5.75	-	-	5.35
Transition / Linking Footwork	2.00	5.00	5.50	4.25	4.75	5.50	6.00	5.50	5.00	4.25	5.50	-	-	4.90
Performance / Execution	2.00	5.00	5.25	4.25	5.00	5.50	5.75	6.00	5.25	4.25	5.75	-	-	4.95
Choreography / Composition	2.00	5.25	5.50	4.50	5.00	5.50	5.75	5.75	5.25	4.50	5.50	-	-	5.10
Interpretation	2.00	5.00	5.75	4.50	5.00	5.75	6.00	5.75	5.25	4.50	5.75	-	-	5.10
Judges Total Program Component Score (factorized)													50.80	

Deductions:	Time Violation:	0.00	Music Violation:	0.00	Illegal Element:	0.00
	Costume & Prop violation:	0.00	Fall:	-1.00		-1.00

Rank	Name	NOC Code	Total Segment Score	Total Element Score	Program Score (factorized)	Total Component Score	Total Deductions
			=	+		+	-
18	Maciej KUS	POL	82.78	39.48		43.30	0.00

#	Executed Elements	Base Value	GOE	The Judges Panel (in random order)											Scores of Panel	
1	1Lz	0.6	-0.04	-1	-1	0	0	0	0	0	0	-1	0	-	-	0.56
2	3F+1T	5.9	-0.20	0	-1	0	0	0	0	0	0	-1	0	-	-	5.70
3	1Lo	0.5	0.00	0	0	0	0	0	0	0	0	0	0	-	-	0.50
4	FSSp1	2.0	0.00	0	0	0	0	0	0	0	0	0	0	-	-	2.00
5	3F	5.5	0.00	0	0	0	0	0	1	0	0	0	0	-	-	5.50
6	3S+3T+SEQ	6.8	-1.40	-2	-2	-1	-1	-1	-1	-1	-2	-2	-	-	5.40	
7	FCSp1	2.0	-0.12	-1	0	0	-1	0	0	0	0	-1	0	-	-	1.88
8	SeSt1	2.0	0.00	-1	0	0	0	0	-1	0	0	0	0	-	-	2.00
9	2A	3.6 x	0.00	0	0	0	0	0	0	0	0	0	0	-	-	3.60
10	CCoSp1	2.5	0.00	0	0	0	0	0	0	0	0	0	0	-	-	2.50
11	2Lz	2.1 x	-0.60	-2	-2	-2	-2	-2	-2	-2	-3	-3	-	-	1.50	
12	SIS1	2.0	0.00	0	-1	0	0	0	0	0	0	0	0	-	-	2.00
13	3T	4.4 x	0.00	0	0	0	0	0	0	0	0	0	0	-	-	4.40
14	CSSp2	2.0	-0.06	0	0	0	0	0	0	-1	0	-1	0	-	-	1.94
		41.9														39.48

Program Components

Program Components	Factor													
Skating Skills	2.00	4.50	4.75	4.50	5.00	4.75	4.50	4.50	4.50	4.00	4.25	-	-	4.55
Transition / Linking Footwork	2.00	4.00	4.75	4.25	4.50	4.50	4.25	4.00	4.00	3.75	4.25	-	-	4.15
Performance / Execution	2.00	4.25	4.50	4.50	4.75	4.75	4.25	3.75	4.50	4.00	4.25	-	-	4.35
Choreography / Composition	2.00	4.25	4.50	4.25	4.75	4.75	4.25	4.00	4.50	4.00	4.25	-	-	4.30
Interpretation	2.00	4.00	4.25	4.50	4.50	4.75	4.25	3.75	4.50	4.25	4.25	-	-	4.30
Judges Total Program Component Score (factorized)													43.30	

Deductions:	Time Violation:	0.00	Music Violation:	0.00	Illegal Element:	0.00
	Costume & Prop violation:	0.00	Fall:	0.00		0.00

Official ISU Sponsors





World Figure Skating Championships® 2005

March 13th – 20th

Moscow / Russia



MEN QUALIFYING FREE SKATING B JUDGES DETAILS

Rank	Name	NOC Code	Total Segment Score	Total Element Score	Program Score (factorized)	Total Component Score	Total Deductions
			=	+		+	-
19	Yon GARCIA	ESP	82.34	35.64		49.70	3.00

#	Executed Elements	Base Value	GOE	The Judges Panel (in random order)										Scores of Panel		
1	3F	5.5	-3.00	-3	-3	-3	-3	-3	-3	-3	-3	-3	-3	-	-	2.50
2	2A	3.3	0.00	0	0	0	0	0	0	1	0	1	0	0	0	3.30
3	3Lz	6.0	-3.00	-3	-3	-3	-3	-3	-3	-3	-3	-3	-3	-	-	3.00
4	FSSp1	2.0	0.20	1	0	1	0	0	0	-1	0	1	0	-	-	2.20
5	3T+2T	5.3	0.00	0	0	0	0	0	0	0	0	-1	0	-	-	5.30
6	CiSt1	2.0	0.00	0	0	1	0	0	0	0	0	0	0	-	-	2.00
7	2Lo	1.5	0.00	0	0	0	0	0	0	0	0	0	0	-	-	1.50
8	CCoSp1	2.5	0.10	1	0	1	0	1	1	0	0	0	0	-	-	2.60
9	2S	1.4 x	0.00	0	0	0	0	0	0	0	0	0	0	-	-	1.40
10	SiSt1	2.0	0.30	1	0	0	1	1	1	0	1	1	0	-	-	2.30
11	CSSp1	1.5	0.20	1	0	0	0	1	1	1	0	1	0	-	-	1.70
12	2Lo	1.7 x	-0.06	0	-1	0	0	0	0	0	0	-1	0	-	-	1.64
13	2A+3S+SEQ	6.8 x	-2.60	-2	-3	-3	-2	-3	-2	-3	-3	-2	-2	-	-	4.20
14	FCSp1	2.0	0.00	0	0	0	0	0	0	0	0	-1	0	-	-	2.00
		43.5														35.64

Program Components

Program Components	Factor													
Skating Skills	2.00	5.25	5.00	4.75	5.00	5.00	5.25	5.00	4.25	4.25	4.00	-	-	4.80
Transition / Linking Footwork	2.00	5.25	5.25	4.50	4.75	4.75	5.75	4.75	4.25	4.00	4.00	-	-	4.70
Performance / Execution	2.00	5.00	5.25	4.75	5.25	5.25	5.50	5.00	4.75	4.50	4.25	-	-	4.95
Choreography / Composition	2.00	5.75	5.50	5.00	5.25	5.00	6.00	5.00	4.75	5.00	4.00	-	-	5.15
Interpretation	2.00	5.75	5.50	5.00	5.50	5.25	5.75	5.00	4.75	5.25	4.25	-	-	5.25
Judges Total Program Component Score (factorized)												49.70		

Deductions:	Time Violation:	0.00	Music Violation:	0.00	Illegal Element:	0.00
	Costume & Prop violation:	0.00	Fall:	-3.00		-3.00

Rank	Name	NOC Code	Total Segment Score	Total Element Score	Program Score (factorized)	Total Component Score	Total Deductions
			=	+		+	-
20	Alper UCAR	TUR	67.14	29.04		40.10	2.00

#	Executed Elements	Base Value	GOE	The Judges Panel (in random order)										Scores of Panel		
1	3T+2T	5.3	-0.20	0	-1	0	0	0	0	0	0	-1	0	-	-	5.10
2	3F	5.5	-0.20	0	0	0	0	0	0	-1	0	-1	-1	-	-	5.30
3	SiSt1	2.0	0.00	0	0	0	0	0	0	0	0	0	0	-	-	2.00
4	2Lz	1.9	-1.00	-3	-3	-3	-3	-3	-3	-3	-3	-3	-3	-	-	0.90
5	2A+2T+SEQ	3.7	-0.84	0	-1	-1	-1	-2	0	-1	-2	-2	-3	-	-	2.86
6	CCoSp1	2.5	-0.06	-1	0	0	0	-1	-1	0	0	-1	0	-	-	2.44
7	2F	1.9 x	-0.06	0	-1	0	0	0	0	0	-1	0	-1	-	-	1.84
8	3S	5.0 x	-3.00	-3	-3	-3	-3	-3	-3	-3	-3	-3	-3	-	-	2.00
9	CSSp1	1.5	-0.30	-1	-1	-1	-1	-1	0	0	-1	-1	0	-	-	1.20
10	2Lo	1.7 x	0.00	0	0	0	0	0	0	0	0	0	0	-	-	1.70
11	CiSt1	2.0	0.00	0	0	0	0	0	0	0	0	-1	0	-	-	2.00
12	FSSp1	2.0	-0.30	-1	-1	-1	-1	0	0	-1	-1	-1	-1	-	-	1.70
		35.0														29.04

Program Components

Program Components	Factor													
Skating Skills	2.00	4.25	3.75	4.00	4.00	3.50	5.25	4.75	4.00	4.00	3.75	-	-	4.05
Transition / Linking Footwork	2.00	4.00	3.75	3.50	3.50	3.25	5.00	4.25	3.75	3.50	3.75	-	-	3.70
Performance / Execution	2.00	4.25	4.25	3.75	3.75	3.75	5.25	4.75	4.25	4.00	3.75	-	-	4.10
Choreography / Composition	2.00	4.00	4.00	4.00	3.75	3.50	5.25	4.75	4.25	4.25	3.50	-	-	4.10
Interpretation	2.00	4.25	4.25	4.00	4.00	3.75	5.25	4.50	4.00	4.00	4.00	-	-	4.10
Judges Total Program Component Score (factorized)												40.10		

Deductions:	Time Violation:	0.00	Music Violation:	0.00	Illegal Element:	0.00
	Costume & Prop violation:	0.00	Fall:	-2.00		-2.00

Official ISU Sponsors





World Figure Skating Championships® 2005

March 13th – 20th

Moscow / Russia



MEN QUALIFYING FREE SKATING B JUDGES DETAILS

Rank	Name	NOC Code	Total Segment Score	Total Element Score	Program Score (factorized)	Total Component Score	Total Deductions
			=	+		+	-
21	Humberto CONTRERAS	MEX	64.34	28.44		35.90	0.00

#	Executed Elements	Base Value	GOE	The Judges Panel (in random order)											Scores of Panel	
1	3S	4.5	-2.60	-3	-2	-3	-2	-2	-2	-3	-2	-3	-2	-	-	1.90
2	2F	1.7	0.00	0	0	0	0	0	0	0	0	0	0	-	-	1.70
3	CSSo1	1.5	0.00	1	0	0	0	0	0	0	0	0	0	-	-	1.50
4	3T	4.0	-0.80	-1	0	-1	0	-1	-1	-1	-1	-1	-1	-	-	3.20
5	2A	3.3	-0.42	-1	-1	-1	0	-1	0	0	0	-1	0	-	-	2.88
6	SiSt1	2.0	-0.12	-1	-1	0	0	0	0	0	0	-1	0	-	-	1.88
7	FSSo2	2.3	-0.06	-1	0	0	0	0	0	0	0	-1	-1	-	-	2.24
8	3S+2T+SEQ	5.1 x	-1.00	-2	-1	-1	-1	-1	-2	-1	-1	-1	-1	-	-	4.10
9	1Lo	0.6 x	-0.06	-1	-1	-1	0	-1	0	0	0	-1	0	-	-	0.54
10	LSo1	1.2	0.30	2	1	0	0	1	1	0	1	1	0	-	-	1.50
11	2A	3.6 x	-1.40	-2	-2	-2	-2	-2	-2	-2	-2	-3	-2	-	-	2.20
12	ClSt1	2.0	0.00	0	0	0	0	0	0	0	0	0	0	-	-	2.00
13	CCoSp1	2.5	0.30	1	0	1	0	1	0	1	0	1	0	-	-	2.80
		34.3						1	0	1	0	1	0	-	-	28.44

Program Components

Program Components	Factor														
Skating Skills	2.00	3.50	3.75	3.75	3.75	3.50	3.50	4.00	3.50	3.75	3.25	-	-	-	3.70
Transition / Linking Footwork	2.00	3.25	4.00	3.25	3.25	3.25	3.25	3.50	3.50	3.00	3.25	-	-	-	3.35
Performance / Execution	2.00	3.50	4.25	3.50	3.50	3.75	3.50	3.75	3.75	3.75	3.50	-	-	-	3.65
Choreography / Composition	2.00	3.25	4.00	3.50	3.50	3.50	3.50	3.50	3.50	3.75	4.00	3.25	-	-	3.65
Interpretation	2.00	3.50	4.25	3.50	3.50	3.75	3.75	3.50	3.75	3.75	3.50	-	-	-	3.60
Judges Total Program Component Score (factorized)															35.90

Deductions:	Time Violation:	0.00	Music Violation:	0.00	Illegal Element:	0.00
Costume & Prop violation:	0.00		Fall:	0.00		0.00

Rank	Name	NOC Code	Total Segment Score	Total Element Score	Program Score (factorized)	Total Component Score	Total Deductions
			=	+		+	-
22	Edward Ka-Yin CHOW	HKG	55.42	26.62		31.80	3.00

#	Executed Elements	Base Value	GOE	The Judges Panel (in random order)											Scores of Panel	
1	3S	4.5	-0.20	0	-1	0	0	0	0	0	0	-1	0	-	-	4.30
2	3T	4.0	-3.00	-3	-3	-3	-3	-3	-3	-3	-3	-3	-3	-	-	1.00
3	CCoSp1	2.5	0.00	0	0	0	0	0	0	0	0	0	0	-	-	2.50
4	2A	3.3	-2.10	-3	-3	-3	-3	-3	-3	-3	-3	-3	-3	-	-	1.20
5	ClSt1	2.0	-0.06	-1	0	0	0	0	0	0	0	-1	0	-	-	1.94
6	2LZ+2T	3.2	-0.24	-1	-1	-1	0	-1	-1	-1	0	-1	-1	-	-	2.96
7	2S	1.3	-0.48	-2	-1	-2	-1	-2	-2	-2	-2	-1	-1	-	-	0.82
8	FCSp1	2.0	-0.18	-1	-1	0	0	-1	0	-1	0	-1	0	-	-	1.82
9	3T+COMBO	4.4 x	-3.00	-3	-3	-3	-3	-3	-3	-3	-3	-3	-3	-	-	1.40
10	FSSo1	2.0	0.00	-1	0	0	0	0	0	0	0	0	0	-	-	2.00
11	2Lo	1.7 x	0.00	0	-1	0	0	-1	0	0	0	0	-1	-	-	1.70
12	SeSt1	2.0	-0.06	-1	0	0	0	0	0	0	0	-1	0	-	-	1.94
13	1F	0.6 x	-0.06	-1	-1	0	0	-1	0	-1	0	-1	-1	-	-	0.54
14	CCoSp1	2.5	0.00	0	0	0	0	0	0	0	0	-1	0	-	-	2.50
		36.0						0	0	0	0	-1	0	-	-	26.62

Program Components

Program Components	Factor														
Skating Skills	2.00	3.50	3.00	3.50	3.50	3.25	3.00	3.25	3.75	3.25	3.25	-	-	-	3.40
Transition / Linking Footwork	2.00	3.00	2.75	3.25	3.00	3.00	2.75	3.00	3.50	2.50	3.25	-	-	-	3.00
Performance / Execution	2.00	3.25	2.75	3.25	3.25	3.00	3.00	3.00	3.50	3.00	3.00	-	-	-	3.15
Choreography / Composition	2.00	3.25	3.00	3.25	3.25	3.25	3.00	3.25	3.50	3.25	3.25	-	-	-	3.25
Interpretation	2.00	3.25	2.75	3.25	3.25	3.00	3.00	3.00	3.50	2.75	3.25	-	-	-	3.10
Judges Total Program Component Score (factorized)															31.80

Deductions:	Time Violation:	0.00	Music Violation:	0.00	Illegal Element:	0.00
Costume & Prop violation:	0.00		Fall:	-3.00		-3.00

Official ISU Sponsors





World Figure Skating Championships® 2005

March 13th – 20th

Moscow / Russia



MEN SHORT PROGRAM JUDGES DETAILS

Rank	Name	NOC Code	Total Segment Score	Total Element Score	Program Score (factorized)	Total Component Score	Total Deductions
			=	+		+	-
1	Stephane LAMBIEL	SUI	80.28	42.56		37.72	0.00

# Executed Elements	Base Value	GOE	The Judges Panel (in random order)											Scores of Panel		
1	3A	7.5	0.86	1	1	0	1	1	2	1	-1	1	2	1	1	8.36
2	4T+3T	13.0	0.14	0	0	0	0	1	1	0	0	1	1	0	1	13.14
3	FSSp2	2.3	0.64	1	2	1	1	2	2	1	2	0	2	1	1	2.94
4	3Lz	6.0	-0.86	-1	-1	-1	-1	-1	0	-1	-1	-1	1	0	-1	5.14
5	SIS2	3.1	0.50	1	1	1	1	2	1	1	0	1	2	1	2	3.60
6	SeSI2	3.1	0.21	1	1	0	0	1	1	0	0	0	2	0	1	3.31
7	CCoSp2	3.0	0.64	1	1	2	2	2	1	1	2	2	3	0	1	3.64
8	CSSp2	2.0	0.43	2	2	1	1	1	0	0	0	2	3	1	1	2.43
		40.0														42.56

Program Components

Factor

Skating Skills	1.00	8.00	7.75	7.25	7.25	8.25	8.25	7.50	7.50	7.25	8.25	7.50	7.75	7.61
Transition / Linking Footwork	1.00	7.25	7.25	6.75	7.00	8.00	8.00	7.00	7.75	7.00	8.00	7.25	8.00	7.36
Performance / Execution	1.00	7.75	7.50	7.00	7.50	8.25	8.25	7.25	7.50	7.50	8.50	7.50	8.25	7.61
Choreography / Composition	1.00	7.50	7.50	7.25	7.50	8.25	8.00	7.00	7.50	7.50	8.50	7.25	8.00	7.50
Interpretation	1.00	8.00	7.50	7.25	7.50	8.25	8.00	7.50	7.50	7.75	8.50	7.50	8.25	7.64
Judges Total Program Component Score (factorized)														37.72

Deductions:

Time Violation:	0.00	Music Violation:	0.00	Illegal Element:	0.00
Costume & Prop violation:	0.00	Fall:	0.00		0.00

Rank	Name	NOC Code	Total Segment Score	Total Element Score	Program Score (factorized)	Total Component Score	Total Deductions
			=	+		+	-
2	Brian JOUBERT	FRA	79.66	41.95		37.71	0.00

# Executed Elements	Base Value	GOE	The Judges Panel (in random order)											Scores of Panel		
1	4T+3T	13.0	0.00	0	0	0	0	1	0	0	0	1	1	0	1	13.00
2	3A	7.5	0.43	1	0	1	1	1	1	0	0	1	1	0	0	7.93
3	FSSp2	2.3	0.29	1	0	0	1	2	0	1	0	1	1	1	1	2.59
4	CiSt2	3.1	0.36	1	0	1	1	1	1	0	0	0	1	1	1	3.46
5	3F	5.5	1.00	1	0	1	1	1	2	1	0	2	1	1	2	6.50
6	CCoSp1	2.5	0.29	0	1	0	1	2	1	0	0	1	2	1	1	2.79
7	SIS2	3.1	0.29	1	1	0	0	1	1	0	0	1	1	1	1	3.39
8	CSSp2	2.0	0.29	0	1	1	1	1	1	0	0	1	1	0	1	2.29
		39.0														41.95

Program Components

Factor

Skating Skills	1.00	8.00	7.50	7.75	7.25	8.25	8.25	7.25	7.25	7.00	7.50	7.50	7.50	7.54
Transition / Linking Footwork	1.00	7.25	7.00	7.50	7.00	8.00	8.00	7.00	7.50	7.00	7.00	7.25	7.75	7.32
Performance / Execution	1.00	7.75	7.25	7.75	7.75	8.25	8.50	7.50	7.00	7.25	7.50	7.50	8.00	7.64
Choreography / Composition	1.00	7.75	7.00	7.75	7.50	8.25	8.25	7.25	6.75	7.50	7.25	7.50	8.25	7.57
Interpretation	1.00	8.00	7.25	7.75	7.50	8.25	8.50	7.50	6.75	7.50	7.50	7.50	8.00	7.64
Judges Total Program Component Score (factorized)														37.71

Deductions:

Time Violation:	0.00	Music Violation:	0.00	Illegal Element:	0.00
Costume & Prop violation:	0.00	Fall:	0.00		0.00

Official ISU Sponsors





World Figure Skating Championships® 2005

March 13th – 20th

Moscow / Russia



MEN SHORT PROGRAM JUDGES DETAILS

Rank	Name	NOC Code	Total Segment Score	Total Element Score	Program Score (factorized)	Total Component Score	Total Deductions
			=	+		+	-
3	Jeffrey BUTTLE	CAN	77.39	40.50		36.89	0.00

# Executed Elements	Base Value	GOE	The Judges Panel (in random order)											Scores of Panel		
1	3F+3T	9.5	0.43	0	0	1	1	1	2	0	0	1	2	0	1	9.93
2	3A	7.5	1.00	1	1	1	1	1	2	1	1	1	1	0	1	8.50
3	CiSt2	3.1	0.50	1	1	1	1	1	2	0	1	1	2	1	1	3.60
4	FSSo2	2.3	0.36	1	1	0	0	1	2	1	1	1	1	0	1	2.66
5	3Lz	6.0	0.00	0	0	0	0	0	1	0	0	1	0	0	0	6.00
6	CCSp2	2.0	0.64	2	1	1	1	2	2	1	0	2	2	1	2	2.64
7	SiSt2	3.1	0.36	1	0	1	1	1	2	0	0	1	2	1	1	3.46
8	CCoSp2	3.0	0.71	1	1	2	2	2	3	1	1	1	2	1	2	3.71
			36.5												40.50	

Program Components

Factor

Skating Skills	1.00	7.00	7.25	7.25	7.25	7.75	8.00	6.25	7.75	7.50	7.75	7.00	8.50	7.36
Transition / Linking Footwork	1.00	7.00	6.75	7.50	6.75	7.50	7.75	6.50	8.00	7.25	8.00	6.75	8.00	7.21
Performance / Execution	1.00	7.25	7.00	7.25	7.00	7.50	8.50	6.00	7.75	7.00	8.00	7.00	8.50	7.39
Choreography / Composition	1.00	7.50	7.00	7.50	7.25	7.75	8.25	6.00	7.75	7.25	8.00	6.75	8.75	7.43
Interpretation	1.00	7.25	7.50	7.50	7.25	7.75	8.25	6.00	7.75	7.25	8.00	7.00	8.25	7.50
Judges Total Program Component Score (factorized)														36.89

Deductions:

Time Violation:	0.00	Music Violation:	0.00	Illegal Element:	0.00
Costume & Prop violation:	0.00	Fall:	0.00		0.00

Rank	Name	NOC Code	Total Segment Score	Total Element Score	Program Score (factorized)	Total Component Score	Total Deductions
			=	+		+	-
4	Evan LYSACEK	USA	73.42	38.71		34.71	0.00

# Executed Elements	Base Value	GOE	The Judges Panel (in random order)											Scores of Panel		
1	3A	7.5	0.14	0	0	0	1	0	1	0	0	1	1	0	0	7.64
2	3Lz+3T	10.0	0.71	1	1	1	1	1	1	0	0	1	1	0	1	10.71
3	FSSo2	2.3	0.29	0	0	1	1	1	1	1	0	0	1	0	1	2.59
4	CiSt2	3.1	0.00	0	0	0	0	1	0	0	0	0	1	1	0	3.10
5	3F	5.5	0.71	1	0	1	1	1	1	0	0	0	1	1	1	6.21
6	CSSo1	1.5	0.14	1	1	0	0	1	1	0	0	1	1	-1	0	1.64
7	SiSt2	3.1	0.29	1	0	0	1	2	1	1	0	0	1	0	1	3.39
8	CCoSp2	3.0	0.43	1	1	1	1	1	1	1	0	1	1	0	1	3.43
			36.0												38.71	

Program Components

Factor

Skating Skills	1.00	7.00	6.75	6.75	7.00	8.00	8.00	6.75	7.50	6.75	7.25	7.00	6.75	6.96
Transition / Linking Footwork	1.00	6.75	6.25	7.00	6.75	8.00	7.75	6.25	7.00	6.75	7.00	6.75	6.50	6.71
Performance / Execution	1.00	7.25	6.50	7.00	7.00	8.00	8.25	6.75	7.25	7.00	7.50	6.75	7.25	7.04
Choreography / Composition	1.00	7.25	6.50	7.25	7.25	8.25	8.00	6.50	7.00	7.00	7.25	6.75	7.00	7.00
Interpretation	1.00	7.25	6.50	7.25	7.25	8.25	8.25	6.75	7.25	7.00	7.50	6.50	6.75	7.00
Judges Total Program Component Score (factorized)														34.71

Deductions:

Time Violation:	0.00	Music Violation:	0.00	Illegal Element:	0.00
Costume & Prop violation:	0.00	Fall:	0.00		0.00

Official ISU Sponsors





World Figure Skating Championships® 2005

March 13th – 20th

Moscow / Russia



MEN SHORT PROGRAM JUDGES DETAILS

Rank	Name	NOC Code	Total Segment Score	Total Element Score	Program Score (factorized)	Component Score (factorized)	Total Deductions
			=	+		+	-
5	Evgeni PLUSHENKO	RUS	73.28	35.99		38.29	1.00

# Executed Elements	Base Value	GOE	The Judges Panel (in random order)											Scores of Panel		
1 4T+COMBO	9.0	-3.00	-3	-3	-3	-3	-3	-3	-3	-3	-3	-3	-3	-3	-3	6.00
2 3A	7.5	0.71	1	0	0	1	2	1	1	0	1	2	1	1	8.21	
3 FCSp2	2.3	0.43	1	0	1	1	2	1	1	0	1	1	1	2	2.73	
4 CiSt2	3.1	0.50	1	1	1	1	2	1	0	1	2	2	1	2	3.60	
5 3Lz	6.0	0.14	1	0	0	0	1	1	0	0	0	0	0	0	6.14	
6 CSSp2	2.0	0.07	0	0	0	0	1	0	1	1	0	0	0	0	2.07	
7 SiSt2	3.1	0.71	2	2	1	1	2	2	1	1	2	2	1	2	3.81	
8 CCoSp2	3.0	0.43	1	1	2	1	1	1	1	0	2	1	-3	1	3.43	
		36.0												35.99		

Program Components

Program Components	Factor	The Judges Panel (in random order)											Scores of Panel	
Skating Skills	1.00	8.25	7.75	7.50	7.25	8.25	7.75	7.50	8.00	7.75	7.75	7.75	8.00	7.75
Transition / Linking Footwork	1.00	7.50	7.00	7.50	7.00	8.25	7.50	7.25	7.75	7.50	7.00	7.50	7.00	7.32
Performance / Execution	1.00	8.00	7.75	7.25	7.50	8.25	8.00	7.50	8.00	8.00	7.75	7.75	8.25	7.79
Choreography / Composition	1.00	7.75	7.50	7.50	7.50	8.25	7.75	7.50	7.75	8.00	7.50	7.50	7.25	7.57
Interpretation	1.00	8.00	7.75	7.75	7.75	8.50	8.25	7.75	7.75	8.00	7.50	7.50	8.25	7.86
Judges Total Program Component Score (factorized)													38.29	

Deductions:	Time Violation:	0.00	Music Violation:	0.00	Illegal Element:	0.00
	Costume & Prop violation:	0.00	Fall:	-1.00		-1.00

Rank	Name	NOC Code	Total Segment Score	Total Element Score	Program Score (factorized)	Component Score (factorized)	Total Deductions
			=	+		+	-
6	Chengjiang LI	CHN	72.61	38.86		33.75	0.00

# Executed Elements	Base Value	GOE	The Judges Panel (in random order)											Scores of Panel	
1 4T+3T	13.0	1.29	1	1	2	1	2	2	1	0	2	2	1	2	14.29
2 3A	7.5	-0.71	0	-1	-1	0	-1	-1	-1	-1	0	-1	0	-1	6.79
3 FCSp2	2.3	0.07	1	0	0	0	1	0	0	0	1	0	1	0	2.37
4 3Lo	5.0	0.14	0	0	0	0	0	1	0	0	0	0	0	1	5.14
5 CCoSp1	2.5	0.00	0	0	0	0	0	0	0	0	1	-1	0	0	2.50
6 SeSt2	3.1	0.00	1	0	0	0	0	-1	0	0	0	1	0	0	3.10
7 SiSt2	3.1	0.07	0	0	0	1	0	-1	0	0	0	0	0	1	3.17
8 CSSp1	1.5	0.00	1	0	0	0	0	0	0	0	0	-1	0	0	1.50
		38.0												38.86	

Program Components

Program Components	Factor	The Judges Panel (in random order)											Scores of Panel	
Skating Skills	1.00	7.75	6.75	7.00	6.75	7.00	7.50	7.00	7.00	6.50	6.50	6.75	6.00	6.96
Transition / Linking Footwork	1.00	7.00	6.25	6.00	6.50	6.50	6.75	6.75	6.75	6.75	6.00	6.50	5.00	6.50
Performance / Execution	1.00	7.25	6.50	6.50	7.00	6.75	7.25	7.00	6.75	6.75	6.25	6.50	6.25	6.79
Choreography / Composition	1.00	7.25	6.50	6.75	6.75	6.25	7.25	6.75	6.50	6.50	6.00	6.50	5.50	6.71
Interpretation	1.00	7.25	6.50	6.75	6.75	6.25	7.25	7.00	6.75	6.75	6.25	6.50	6.00	6.79
Judges Total Program Component Score (factorized)													33.75	

Deductions:	Time Violation:	0.00	Music Violation:	0.00	Illegal Element:	0.00
	Costume & Prop violation:	0.00	Fall:	0.00		0.00

Official ISU Sponsors





World Figure Skating Championships® 2005

March 13th – 20th

Moscow / Russia



MEN SHORT PROGRAM JUDGES DETAILS

Rank	Name	NOC Code	Total Segment Score	Total Element Score	Program Score (factorized)	Total Component Score	Total Deductions
			=	+		+	-
7	Daisuke TAKAHASHI	JPN	72.18	39.58		32.60	0.00

# Executed Elements	Base Value	GOE	The Judges Panel (in random order)											Scores of Panel		
1	4T+3T	13.0	-0.71	-1	-1	0	-1	-1	1	-1	-1	0	-1	0	-1	12.29
2	3A	7.5	0.71	1	0	1	1	1	2	1	0	1	1	0	1	8.21
3	FSSp2	2.3	0.14	1	0	0	0	0	0	1	0	0	0	0	1	2.44
4	CiSt2	3.1	-0.70	-1	-1	-1	-1	-1	-1	-1	-1	-1	-1	-1	-1	2.40
5	3Lz	6.0	0.00	0	0	0	0	-1	1	0	0	0	-1	0	0	6.00
6	CSSp1	1.5	0.00	-1	0	0	0	0	0	0	-1	0	0	0	1.50	
7	SiSt2	3.1	0.43	1	1	1	1	1	1	0	0	1	2	1	1	3.53
8	CCoSp2	3.0	0.21	0	1	1	0	0	0	1	0	0	1	1	0	3.21
		39.5														39.58

Program Components

Factor

Skating Skills	1.00	6.50	6.50	6.75	6.75	7.25	7.75	6.75	6.50	6.25	7.00	6.75	6.25	6.64
Transition / Linking Footwork	1.00	6.25	6.00	6.50	6.25	7.00	7.25	6.75	6.50	6.00	6.00	6.50	6.00	6.39
Performance / Execution	1.00	6.25	6.50	6.75	6.75	7.25	7.75	6.50	6.50	6.00	6.50	6.75	7.00	6.68
Choreography / Composition	1.00	6.25	6.25	6.75	6.50	7.00	7.50	6.50	6.25	6.00	6.25	6.50	6.25	6.43
Interpretation	1.00	6.25	6.25	7.00	6.50	7.00	7.50	6.25	6.00	6.25	6.50	6.75	6.25	6.46
Judges Total Program Component Score (factorized)														32.60

Deductions:

Time Violation:	0.00	Music Violation:	0.00	Illegal Element:	0.00
Costume & Prop violation:	0.00	Fall:	0.00		0.00

Rank	Name	NOC Code	Total Segment Score	Total Element Score	Program Score (factorized)	Total Component Score	Total Deductions
			=	+		+	-
8	Andrei GRIAZEV	RUS	70.69	37.41		33.28	0.00

# Executed Elements	Base Value	GOE	The Judges Panel (in random order)											Scores of Panel		
1	3Lz+3T	10.0	0.14	0	0	1	0	1	0	0	0	1	1	0	1	10.14
2	3A	7.5	0.57	1	0	1	0	1	1	0	1	2	1	0	1	8.07
3	3F	5.5	-0.14	-1	-1	0	0	0	0	0	-1	0	0	0	5.36	
4	FCSp1	2.0	0.07	0	0	0	0	0	0	1	0	0	0	0	1	2.07
5	CiSt2	3.1	0.36	1	0	0	1	1	1	1	0	0	1	1	2	3.46
6	CSSp1	1.5	0.14	1	1	0	0	0	1	0	0	0	-1	0	0	1.64
7	SiSt2	3.1	0.57	1	1	1	1	2	2	1	1	1	2	2	1	3.67
8	CCoSp1	2.5	0.50	1	1	1	0	1	1	1	1	1	1	1	1	3.00
		35.2														37.41

Program Components

Factor

Skating Skills	1.00	6.75	6.25	6.75	6.00	7.00	6.75	6.75	7.50	6.75	6.00	7.00	5.75	6.61
Transition / Linking Footwork	1.00	6.00	5.75	6.50	5.75	6.75	6.25	6.50	7.50	6.75	5.50	6.75	5.75	6.21
Performance / Execution	1.00	6.25	6.25	6.75	5.75	7.00	7.00	7.00	7.50	7.00	6.25	7.25	6.75	6.75
Choreography / Composition	1.00	6.50	6.00	7.00	6.00	7.00	7.25	7.25	7.50	7.00	6.00	7.00	5.75	6.71
Interpretation	1.00	6.75	6.50	7.00	6.25	7.00	7.50	7.50	7.50	7.25	6.25	7.00	6.75	7.00
Judges Total Program Component Score (factorized)														33.28

Deductions:

Time Violation:	0.00	Music Violation:	0.00	Illegal Element:	0.00
Costume & Prop violation:	0.00	Fall:	0.00		0.00

Official ISU Sponsors





World Figure Skating Championships® 2005

March 13th – 20th

Moscow / Russia



MEN SHORT PROGRAM JUDGES DETAILS

Rank	Name	NOC Code	Total Segment Score	Total Element Score	Program Score (factorized)	Total Component Score (factorized)	Total Deductions
			=	+		+	-
9	Johnny WEIR	USA	70.50	35.93		35.57	1.00

# Executed Elements	Base Value	GOE	The Judges Panel (in random order)											Scores of Panel		
1 3A	7.5	-3.00	-3	-3	-3	-3	-3	-3	-3	-3	-3	-3	-3	-3	-3	4.50
2 3Lz+3T	10.0	0.43	1	0	0	0	0	1	1	1	-1	3	1	0	1	10.43
3 CSSo1	1.5	0.50	1	1	1	1	1	1	2	1	1	2	2	1	1	2.00
4 CiSt2	3.1	0.36	1	0	1	1	1	2	3	0	0	1	2	1	1	3.46
5 3F	5.5	0.57	0	0	1	1	1	0	2	1	0	1	1	0	1	6.07
6 FSSp2	2.3	0.36	0	1	1	0	1	1	2	1	0	2	2	1	1	2.66
7 SiSt2	3.1	0.21	0	0	0	1	1	2	1	1	0	0	2	0	1	3.31
8 CCoSp2	3.0	0.50	1	1	1	1	1	2	2	1	0	1	1	1	1	3.50
		36.0												35.93		

Program Components

Program Components	Factor	The Judges Panel (in random order)											Scores of Panel	
Skating Skills	1.00	7.25	7.25	7.50	7.00	8.00	8.00	6.75	7.00	7.75	7.75	7.00	8.00	7.29
Transition / Linking Footwork	1.00	6.75	6.75	7.25	6.75	7.75	7.75	6.75	7.00	7.50	7.50	6.75	7.00	6.89
Performance / Execution	1.00	7.25	7.00	7.00	7.00	7.75	7.75	6.75	6.75	7.50	7.50	6.75	8.25	7.07
Choreography / Composition	1.00	7.25	7.00	7.50	7.00	8.00	8.50	7.00	6.50	7.50	7.75	6.75	7.50	7.14
Interpretation	1.00	7.25	7.00	7.50	7.00	8.00	8.25	7.00	6.75	7.75	7.75	6.75	7.75	7.18
Judges Total Program Component Score (factorized)													35.57	

Deductions:	Time Violation:	0.00	Music Violation:	0.00	Illegal Element:	0.00
	Costume & Prop violation:	0.00	Fall:	-1.00		-1.00

Rank	Name	NOC Code	Total Segment Score	Total Element Score	Program Score (factorized)	Total Component Score (factorized)	Total Deductions
			=	+		+	-
10	Frederic DAMBIER	FRA	68.10	37.03		31.07	0.00

# Executed Elements	Base Value	GOE	The Judges Panel (in random order)											Scores of Panel		
1 4S+3T	13.5	-1.00	-1	-1	-1	-1	-1	-1	-1	-1	-1	0	-1	-1	-1	12.50
2 3A	7.5	0.71	0	0	1	1	0	2	1	0	1	1	1	1	8.21	
3 CCoSp1	2.5	0.03	0	1	0	0	0	1	-1	0	0	-1	-1	0	2.53	
4 SiSt1	2.0	0.21	1	0	0	0	1	1	0	0	0	1	1	1	2.21	
5 FSSo1	2.0	-0.09	-1	0	0	0	0	1	0	-1	0	0	-1	0	1.91	
6 3F	5.5	-1.14	0	-1	-2	-1	0	-1	-2	-1	-1	0	-1	-1	4.36	
7 CiSt2	3.1	0.21	1	1	0	0	1	1	0	0	0	0	0	1	3.31	
8 CSSo2	2.0	0.00	0	0	0	0	0	0	-1	0	0	-1	0	0	2.00	
		38.1												37.03		

Program Components

Program Components	Factor	The Judges Panel (in random order)											Scores of Panel	
Skating Skills	1.00	6.75	6.25	6.50	6.00	6.50	7.50	6.00	5.75	5.75	6.50	6.75	6.50	6.39
Transition / Linking Footwork	1.00	6.00	5.50	6.00	5.50	6.25	6.75	5.50	5.50	5.50	6.00	6.50	6.00	5.86
Performance / Execution	1.00	6.50	6.00	6.50	5.75	6.50	7.75	5.75	5.50	6.00	6.75	6.75	7.50	6.39
Choreography / Composition	1.00	6.25	6.00	6.50	5.75	6.25	7.50	5.75	5.50	5.25	6.50	6.50	6.50	6.18
Interpretation	1.00	6.75	6.50	6.50	5.50	6.50	5.50	6.00	5.75	6.00	6.75	6.75	6.75	6.25
Judges Total Program Component Score (factorized)													31.07	

Deductions:	Time Violation:	0.00	Music Violation:	0.00	Illegal Element:	0.00
	Costume & Prop violation:	0.00	Fall:	0.00		0.00

Official ISU Sponsors





World Figure Skating Championships® 2005

March 13th – 20th

Moscow / Russia



MEN SHORT PROGRAM JUDGES DETAILS

Rank	Name	NOC Code	Total Segment Score	Total Element Score	Program Score (factorized)	Total Component Score	Total Deductions
			=	+		+	-
11	Emanuel SANDHU	CAN	67.30	33.72		33.58	0.00

# Executed Elements	Base Value	GOE	The Judges Panel (in random order)												Scores of Panel	
1	4T+3T	13.0	-0.43	-1	0	-1	0	-1	-1	0	0	0	-1	-2	0	12.57
2	1A	0.8	-0.50	-3	-3	-3	-3	-3	-3	-3	-3	-3	-3	-3	-3	0.30
3	FSSp1	2.0	0.43	1	1	0	1	1	2	1	1	1	1	0	1	2.43
4	3Lz	6.0	0.14	0	0	1	1	0	0	0	0	1	0	0	-1	6.14
5	CiSt2	3.1	0.57	2	1	1	1	1	2	1	0	1	1	1	1	3.67
6	CSSp1	1.5	0.29	1	1	0	0	1	1	0	0	1	1	1	1	1.79
7	SiSt2	3.1	0.43	2	1	1	1	0	1	0	0	1	1	1	1	3.53
8	CCoSp2	3.0	0.29	0	1	2	0	1	1	0	0	2	1	1	1	3.29
		32.5														33.72

Program Components

Factor

Skating Skills	1.00	7.00	7.00	7.25	6.50	6.75	6.50	6.50	6.50	7.00	6.50	7.00	6.75	6.75
Transition / Linking Footwork	1.00	6.25	5.75	7.00	5.75	6.50	6.25	6.25	6.50	7.25	6.00	6.75	6.25	6.29
Performance / Execution	1.00	7.00	6.75	7.00	6.25	6.75	7.00	6.50	6.50	6.75	6.25	7.00	7.50	6.82
Choreography / Composition	1.00	6.50	6.75	7.00	6.50	6.50	7.00	6.50	6.75	7.00	6.50	7.00	7.00	6.79
Interpretation	1.00	7.00	7.00	7.25	6.75	6.75	7.50	6.75	6.75	7.00	6.50	7.00	6.75	6.93
Judges Total Program Component Score (factorized)														33.58

Deductions:

Time Violation:	0.00	Music Violation:	0.00	Illegal Element:	0.00
Costume & Prop violation:	0.00	Fall:	0.00		0.00

Rank	Name	NOC Code	Total Segment Score	Total Element Score	Program Score (factorized)	Total Component Score	Total Deductions
			=	+		+	-
12	Kevin VAN DER PERREN	BEL	66.51	34.68		31.83	0.00

# Executed Elements	Base Value	GOE	The Judges Panel (in random order)												Scores of Panel	
1	3A	7.5	-0.71	0	-1	-1	0	-1	-1	1	-1	0	-1	-1	-1	6.79
2	3Lz+3T	10.0	0.29	1	0	1	1	1	0	0	-1	1	1	0	0	10.29
3	FSSp2	2.3	0.07	1	0	0	0	0	1	0	0	0	0	0	0	2.37
4	CiSt2	3.1	0.07	1	0	0	0	1	0	0	0	1	2	0	2	3.17
5	3F	5.5	0.14	0	0	0	1	0	1	0	0	0	0	-1	0	5.64
6	CSSp1	1.5	0.21	1	0	1	0	0	1	0	0	1	1	0	1	1.71
7	SiSt1	2.0	0.14	0	1	0	0	1	1	0	0	1	2	0	1	2.14
8	CCoSp1	2.5	0.07	0	0	0	0	1	0	1	0	1	1	0	1	2.57
		34.4														34.68

Program Components

Factor

Skating Skills	1.00	6.50	6.25	6.75	6.00	6.75	6.25	6.50	6.50	6.50	6.50	6.50	6.50	6.00	6.36
Transition / Linking Footwork	1.00	6.00	6.00	6.50	5.75	6.75	6.00	6.25	6.50	6.75	6.00	6.25	6.25	6.18	
Performance / Execution	1.00	6.25	6.25	7.00	6.00	6.75	6.50	6.50	6.25	6.75	6.75	6.25	7.00	6.43	
Choreography / Composition	1.00	6.25	6.25	7.00	6.00	6.50	6.50	6.25	6.00	6.75	6.50	6.50	6.75	6.36	
Interpretation	1.00	6.50	6.25	7.25	6.00	6.75	6.75	6.25	6.25	7.00	6.75	6.50	7.00	6.50	
Judges Total Program Component Score (factorized)														31.83	

Deductions:

Time Violation:	0.00	Music Violation:	0.00	Illegal Element:	0.00
Costume & Prop violation:	0.00	Fall:	0.00		0.00

Official ISU Sponsors





World Figure Skating Championships® 2005

March 13th – 20th

Moscow / Russia



MEN SHORT PROGRAM JUDGES DETAILS

Rank	Name	NOC Code	Total Segment Score	Total Element Score	Program Score (factorized)	Total Component Score	Total Deductions
			=	+		+	-
13	Kristoffer BERNTSSON	SWE	64.54	35.29		29.25	0.00

# Executed Elements	Base Value	GOE	The Judges Panel (in random order)											Scores of Panel		
1 3A	7.5	0.00	0	0	0	0	0	0	0	0	0	1	0	0	1	7.50
2 3Lz+3T	10.0	-1.57	-2	-2	-1	-1	-1	-1	-1	-2	0	-3	-2	-2	8.43	
3 FSSo2	2.3	0.00	0	0	0	0	0	0	0	0	0	0	0	0	2.30	
4 CiSt2	3.1	0.07	0	0	0	0	0	1	0	0	0	0	0	1	3.17	
5 3F	5.5	0.29	0	0	0	1	0	2	0	0	1	0	0	1	5.79	
6 CCoSp1	2.5	0.07	0	1	0	0	0	0	0	0	1	0	0	1	2.57	
7 SIS2	3.1	0.14	1	1	0	0	0	1	0	0	1	0	0	0	3.24	
8 CSSp2	2.0	0.29	0	1	1	0	0	1	0	0	1	0	1	1	2.29	
		36.0												35.29		

Program Components

Program Components	Factor													
Skating Skills	1.00	6.00	5.75	6.00	5.75	6.00	6.25	5.75	6.00	5.50	5.50	6.25	5.75	5.93
Transition / Linking Footwork	1.00	5.50	5.25	5.50	5.00	5.75	5.75	5.50	5.75	5.75	5.00	6.00	5.75	5.57
Performance / Execution	1.00	5.75	5.50	5.75	5.50	6.00	5.75	5.75	5.75	6.25	5.50	6.25	6.50	5.79
Choreography / Composition	1.00	6.00	5.50	6.25	5.50	6.00	6.50	6.00	5.75	6.00	5.25	6.00	6.75	6.00
Interpretation	1.00	6.00	5.75	6.25	5.50	6.00	6.50	6.00	5.75	6.00	5.25	6.25	5.75	5.96
Judges Total Program Component Score (factorized)													29.25	

Deductions:	Time Violation:	0.00	Music Violation:	0.00	Illegal Element:	0.00
	Costume & Prop violation:	0.00	Fall:	0.00		0.00

Rank	Name	NOC Code	Total Segment Score	Total Element Score	Program Score (factorized)	Total Component Score	Total Deductions
			=	+		+	-
14	Timothy GOEBEL	USA	62.95	31.95		32.00	1.00

# Executed Elements	Base Value	GOE	The Judges Panel (in random order)											Scores of Panel	
1 SIS2	3.1	0.14	0	0	1	0	1	1	0	0	1	1	0	1	3.24
2 4T+COMBO	9.0	-3.00	-3	-3	-3	-3	-3	-3	-3	-3	-3	-3	-3	-3	6.00
3 3A	7.5	0.14	0	0	0	1	1	1	0	0	1	1	0	0	7.64
4 FSSp1	2.0	0.14	0	0	0	0	0	1	1	1	1	1	0	0	2.14
5 CSSp1	1.5	0.43	1	1	1	0	0	1	1	1	0	1	0	1	1.93
6 3F	5.5	0.29	0	0	0	1	0	1	0	0	0	0	0	1	5.79
7 CiSt1	2.0	0.14	0	0	1	0	1	0	1	0	1	1	0	1	2.14
8 CCoSp1	2.5	0.57	1	2	1	1	1	1	2	1	1	1	0	1	3.07
		33.1												31.95	

Program Components

Program Components	Factor													
Skating Skills	1.00	6.75	6.50	7.50	6.00	7.00	6.75	6.50	6.75	7.25	6.25	6.25	6.00	6.50
Transition / Linking Footwork	1.00	6.00	6.00	7.25	5.75	6.50	6.50	6.50	6.75	7.00	6.00	5.75	5.50	6.18
Performance / Execution	1.00	6.25	6.00	7.00	6.00	6.75	6.50	7.00	6.50	6.75	6.00	6.00	6.25	6.36
Choreography / Composition	1.00	6.25	6.25	7.25	6.25	6.75	6.75	7.00	6.50	6.75	6.25	6.00	6.25	6.46
Interpretation	1.00	6.50	6.25	7.50	6.25	6.75	6.50	7.00	6.50	7.00	6.25	6.00	6.50	6.50
Judges Total Program Component Score (factorized)													32.00	

Deductions:	Time Violation:	0.00	Music Violation:	0.00	Illegal Element:	0.00
	Costume & Prop violation:	0.00	Fall:	-1.00		-1.00

Official ISU Sponsors





World Figure Skating Championships® 2005

March 13th – 20th

Moscow / Russia



MEN SHORT PROGRAM JUDGES DETAILS

Rank	Name	NOC Code	Total Segment Score	Total Element Score	Program Score (factorized)	Total Component Score	Total Deductions
			=	+		+	-
15	Sergei DOBRIN	RUS	58.58	28.32		30.26	0.00

# Executed Elements	Base Value	GOE	The Judges Panel (in random order)											Scores of Panel		
1	3A+COMBO	7.5	-2.14	-2	-2	-3	-2	-2	-3	-2	-2	-2	-3	-2	-2	5.36
2	3Lz	6.0	0.14	0	0	0	1	0	0	0	0	0	1	0	1	6.14
3	SIS2	3.1	0.07	0	0	0	1	0	0	0	0	0	0	0	1	3.17
4	2A	3.3	0.14	0	0	0	1	0	1	0	0	0	0	0	0	3.44
5	FCSp2	2.3	0.14	1	0	1	0	1	-1	0	0	0	1	0	1	2.44
6	CSIS2	3.1	0.14	0	0	0	1	1	0	1	0	0	1	0	1	3.24
7	CSSp2	2.0	-0.04	0	-1	0	0	0	-1	0	0	0	0	0	0	1.96
8	CCoSp1	2.5	0.07	0	0	1	0	1	1	0	0	0	0	0	0	2.57
		29.8														28.32

Program Components

Factor

Skating Skills	1.00	6.00	6.00	6.00	6.00	6.25	6.00	6.50	6.75	5.75	6.25	6.25	6.00	6.11
Transition / Linking Footwork	1.00	5.25	5.75	5.50	6.00	6.00	5.00	6.50	6.50	5.50	5.75	6.00	6.00	5.86
Performance / Execution	1.00	5.75	6.00	5.75	6.25	6.25	5.25	6.75	6.50	5.50	6.00	6.25	6.25	6.11
Choreography / Composition	1.00	5.75	6.00	6.00	6.00	6.25	5.50	6.50	6.50	5.75	6.00	6.25	6.50	6.14
Interpretation	1.00	5.75	6.00	5.75	6.50	6.50	5.75	7.00	6.25	6.00	6.25	6.25	5.75	6.04
Judges Total Program Component Score (factorized)														30.26

Deductions:

Time Violation:	0.00	Music Violation:	0.00	Illegal Element:	0.00
Costume & Prop violation:	0.00	Fall:	0.00		0.00

Rank	Name	NOC Code	Total Segment Score	Total Element Score	Program Score (factorized)	Total Component Score	Total Deductions
			=	+		+	-
16	Roman SEROV	ISR	58.13	32.46		25.67	0.00

# Executed Elements	Base Value	GOE	The Judges Panel (in random order)											Scores of Panel		
1	3F+3T	9.5	0.43	0	0	0	1	0	1	1	0	1	1	0	1	9.93
2	3A	7.5	-1.14	-1	-1	-2	-1	-1	-1	-1	-2	-1	-1	-1	-1	6.36
3	FSSp1	2.0	0.07	0	0	0	0	0	0	1	-1	0	0	1	0	2.07
4	SIS1	2.0	0.00	0	0	0	0	0	0	0	0	0	0	0	-1	2.00
5	3Lz	6.0	-1.29	-2	-2	-1	-1	-2	-1	-1	-2	0	-2	-1	4.71	
6	CSSp1	1.5	0.29	0	1	0	1	0	1	0	0	1	0	1	1	1.79
7	CSIS2	3.1	0.00	0	0	0	0	0	0	0	0	0	0	0	0	3.10
8	CCoSp1	2.5	0.00	0	1	0	0	0	0	0	0	1	0	-1	2.50	
		34.1														32.46

Program Components

Factor

Skating Skills	1.00	5.25	5.50	5.00	5.25	5.25	6.00	5.25	4.75	5.00	5.75	5.75	5.75	5.39
Transition / Linking Footwork	1.00	4.75	4.75	4.75	4.75	5.00	5.00	5.25	4.50	4.75	5.50	5.50	4.50	4.82
Performance / Execution	1.00	5.00	5.25	4.75	5.00	5.25	5.50	5.50	4.75	5.00	5.50	5.75	5.50	5.21
Choreography / Composition	1.00	5.00	5.00	5.00	5.25	5.00	5.25	5.00	4.50	4.75	5.75	5.50	5.00	5.07
Interpretation	1.00	5.00	5.00	5.00	5.25	5.25	5.50	5.25	4.50	5.25	5.50	5.50	5.25	5.18
Judges Total Program Component Score (factorized)														25.67

Deductions:

Time Violation:	0.00	Music Violation:	0.00	Illegal Element:	0.00
Costume & Prop violation:	0.00	Fall:	0.00		0.00

Official ISU Sponsors





World Figure Skating Championships® 2005

March 13th – 20th

Moscow / Russia



MEN SHORT PROGRAM JUDGES DETAILS

Rank	Name	NOC Code	Total Segment Score	Total Element Score	Program Score (factorized)	Total Component Score	Total Deductions
			=	+		+	-
17	Gheorghe CHIPER	ROM	56.87	30.25		28.62	2.00

# Executed Elements	Base Value	GOE	The Judges Panel (in random order)												Scores of Panel	
1 3F+3T	9.5	0.43	0	0	0	0	0	0	1	1	0	1	1	1	1	9.93
2 3A	7.5	-3.00	-3	-3	-3	-3	-3	-3	-3	-3	-3	-3	-3	-3	-3	4.50
3 FSSp1	2.0	-0.30	-1	0	-1	-1	0	-1	-1	-1	0	-1	-1	-1	1.70	
4 CiSt2	3.1	0.21	0	1	0	1	0	1	0	0	1	0	0	1	3.31	
5 3Lz	6.0	-3.00	-3	-3	-3	-3	-3	-3	-3	-3	-3	-3	-3	-3	3.00	
6 CSSp2	2.0	0.00	0	0	0	0	0	0	1	0	0	-1	0	0	2.00	
7 SiSt2	3.1	0.21	0	0	0	1	0	1	0	0	0	0	1	1	3.31	
8 CCoSp1	2.5	0.00	0	0	0	0	0	1	0	0	0	0	0	0	2.50	
		35.7													30.25	

Program Components

Program Components	Factor													
Skating Skills	1.00	5.75	6.00	5.25	5.50	5.75	5.25	5.75	5.75	6.25	5.50	6.25	6.75	5.75
Transition / Linking Footwork	1.00	5.50	5.75	5.25	5.00	5.50	5.00	5.50	5.75	6.00	4.75	6.00	6.00	5.54
Performance / Execution	1.00	5.75	6.00	5.50	5.00	5.50	4.75	5.75	5.50	5.50	5.25	6.25	6.25	5.68
Choreography / Composition	1.00	6.00	6.00	5.50	5.50	5.50	5.75	5.50	5.50	5.75	5.25	6.25	6.50	5.79
Interpretation	1.00	6.25	6.00	5.75	5.75	5.75	5.50	5.75	5.25	5.50	5.25	6.00	6.25	5.86
Judges Total Program Component Score (factorized)														28.62

Deductions:	Time Violation:	0.00	Music Violation:	0.00	Illegal Element:	0.00
	Costume & Prop violation:	0.00	Fall:	-2.00		-2.00

Rank	Name	NOC Code	Total Segment Score	Total Element Score	Program Score (factorized)	Total Component Score	Total Deductions
			=	+		+	-
18	Ivan DINEV	BUL	55.66	26.27		29.39	0.00

# Executed Elements	Base Value	GOE	The Judges Panel (in random order)												Scores of Panel
1 3Lz+2T	7.3	0.00	0	0	0	0	0	0	0	0	0	0	0	0	7.30
2 3A	7.5	-2.00	-2	-2	-2	-2	-2	-3	-2	-2	-2	-2	-2	-2	5.50
3 FSSp2	2.3	-0.13	-1	0	0	0	0	0	0	-1	-1	0	-1	-1	2.17
4 CiSt2	3.1	0.00	0	0	0	0	0	0	0	0	0	0	0	0	3.10
5 2F	1.7	-1.00	-3	-3	-1	-3	-3	-3	-3	-3	-3	-3	-3	-3	0.70
6 CCoSp1	2.5	0.00	0	0	0	0	0	0	0	0	0	0	0	1	2.50
7 SiSt2	3.1	0.07	0	0	0	1	0	0	0	0	0	0	0	1	3.17
8 CSSo2	2.0	-0.17	0	0	0	-1	0	-1	-1	-1	0	-1	-1	0	1.83
		29.5													26.27

Program Components

Program Components	Factor													
Skating Skills	1.00	6.25	6.00	6.25	6.00	6.25	6.00	6.00	5.75	5.75	6.00	6.50	5.75	6.04
Transition / Linking Footwork	1.00	5.50	5.75	6.00	5.50	6.00	5.75	6.00	5.50	5.50	5.25	6.25	5.25	5.71
Performance / Execution	1.00	6.00	5.75	5.75	5.50	6.00	6.25	5.75	5.25	5.50	6.00	6.25	5.50	5.79
Choreography / Composition	1.00	6.00	5.75	6.00	5.50	6.25	6.25	6.25	5.25	5.75	5.75	6.25	6.00	5.96
Interpretation	1.00	6.00	5.75	5.75	5.75	6.00	6.25	6.25	5.25	5.50	5.75	6.25	5.50	5.89
Judges Total Program Component Score (factorized)														29.39

Deductions:	Time Violation:	0.00	Music Violation:	0.00	Illegal Element:	0.00
	Costume & Prop violation:	0.00	Fall:	0.00		0.00

Official ISU Sponsors





World Figure Skating Championships® 2005

March 13th – 20th

Moscow / Russia



MEN SHORT PROGRAM JUDGES DETAILS

Rank	Name	NOC Code	Total Segment Score	Total Element Score	Program Score (factorized)	Total Component Score	Total Deductions
			=	+		+	-
19	Karel ZELENKA	ITA	55.55	29.19		26.36	0.00

# Executed Elements	Base Value	GOE	The Judges Panel (in random order)											Scores of Panel			
1 2A	3.3	0.29	1	0	0	1	0	1	0	0	0	0	0	0	0	-1	3.59
2 3Lz+2T	7.3	-0.14	0	0	0	0	0	0	-1	0	0	1	-1	0	0	7.16	
3 FSSo2	2.3	-0.09	-1	0	0	0	0	0	0	-1	0	0	-1	0	0	2.21	
4 3F	5.5	-0.43	0	-1	-1	0	-1	-1	0	0	0	-1	-1	0	0	5.07	
5 CiSt2	3.1	0.00	0	0	0	1	0	0	0	0	0	0	0	0	0	3.10	
6 CCoSp2	3.0	-0.04	0	1	0	0	0	0	-1	0	0	0	-1	0	0	2.96	
7 SiSt2	3.1	0.00	0	0	0	0	0	0	0	0	0	0	0	0	0	3.10	
8 CSSo2	2.0	0.00	0	0	0	0	0	0	0	0	0	0	0	0	0	2.00	
												29.6	29.19				

Program Components

Factor

Skating Skills	1.00	5.75	5.25	5.75	5.25	5.50	5.50	5.25	5.50	5.50	5.25	6.25	4.75	5.46
Transition / Linking Footwork	1.00	5.00	5.00	5.00	5.00	5.00	5.00	5.00	5.25	5.50	4.75	5.75	5.00	5.04
Performance / Execution	1.00	5.25	5.00	5.50	5.00	5.25	5.75	5.25	5.25	5.00	5.00	5.75	4.75	5.29
Choreography / Composition	1.00	5.00	5.00	5.50	5.25	5.25	5.50	5.25	5.50	5.25	5.25	6.00	5.25	5.32
Interpretation	1.00	5.25	5.00	5.50	5.25	5.25	5.50	5.00	5.25	5.50	5.00	5.75	5.00	5.25
Judges Total Program Component Score (factorized)														26.36

Deductions:

Time Violation:	0.00	Music Violation:	0.00	Illegal Element:	0.00
Costume & Prop violation:	0.00	Fall:	0.00		0.00

Rank	Name	NOC Code	Total Segment Score	Total Element Score	Program Score (factorized)	Total Component Score	Total Deductions
			=	+		+	-
20	Viktor PFEIFER	AUT	54.94	29.90		25.04	0.00

# Executed Elements	Base Value	GOE	The Judges Panel (in random order)											Scores of Panel	
1 3F	5.5	0.29	0	0	0	1	0	0	1	0	1	1	0	1	5.79
2 3Lz+3T	10.0	0.00	0	0	0	0	0	0	0	0	1	0	1	10.00	
3 SeSt1	2.0	0.00	0	0	0	0	0	0	1	0	1	1	0	2.00	
4 2A	3.3	0.00	0	0	0	1	0	0	0	0	0	0	0	3.30	
5 FCSo1	2.0	-0.04	0	0	-1	0	0	0	-1	0	-1	1	0	1.96	
6 CCoSp2	3.0	0.21	0	1	1	-1	0	1	1	0	0	0	0	3.21	
7 CiSt1	2.0	0.00	0	0	-1	0	0	0	0	0	0	0	0	2.00	
8 CSSo1	1.5	0.14	0	1	0	0	0	1	0	0	0	0	1	1.64	
												29.3	29.90		

Program Components

Factor

Skating Skills	1.00	5.25	4.75	4.75	5.00	5.50	5.50	5.25	5.00	4.25	5.50	5.25	4.75	5.04
Transition / Linking Footwork	1.00	5.00	4.50	4.50	4.50	5.00	5.25	5.25	4.75	4.50	5.50	4.75	4.25	4.75
Performance / Execution	1.00	5.25	4.75	4.50	4.75	5.25	5.50	5.50	4.75	4.50	5.25	5.50	5.75	5.14
Choreography / Composition	1.00	5.00	4.75	4.75	4.75	5.25	5.50	5.25	4.50	4.50	5.50	5.00	5.50	5.00
Interpretation	1.00	5.50	4.75	4.75	4.75	5.50	5.75	5.50	4.50	4.75	5.50	5.00	5.50	5.11
Judges Total Program Component Score (factorized)														25.04

Deductions:

Time Violation:	0.00	Music Violation:	0.00	Illegal Element:	0.00
Costume & Prop violation:	0.00	Fall:	0.00		0.00

Official ISU Sponsors





World Figure Skating Championships® 2005

March 13th – 20th

Moscow / Russia



MEN SHORT PROGRAM JUDGES DETAILS

Rank	Name	NOC Code	Total Segment Score	Total Element Score	Program Score (factorized)	Total Component Score	Total Deductions
			=	+		+	-
21	Jamal OTHMAN	SUI	54.89	26.35		28.54	0.00

# Executed Elements	Base Value	GOE	The Judges Panel (in random order)											Scores of Panel	
1 3F	5.5	-0.43	-1	-1	0	0	0	-1	0	0	1	0	-2	0	5.07
2 3Lz+2T	7.3	-0.43	0	-2	0	0	0	-1	0	0	-1	-1	-1	-1	6.87
3 FCSp1	2.0	0.43	1	2	0	0	1	1	1	1	0	0	1	1	2.43
4 CSSp2	2.0	-0.06	1	0	-1	-1	0	-1	0	1	0	0	0	-1	1.94
5 SiSt1	2.0	0.00	0	0	0	0	0	0	0	0	0	0	0	0	2.00
6 2A	3.3	0.00	0	0	0	0	0	0	0	0	0	0	-1	1	3.30
7 CiSt1	2.0	0.21	1	0	0	0	0	1	0	0	0	1	1	1	2.21
8 CCoSp1	2.5	0.03	0	1	-1	0	0	-1	0	0	0	-1	0	1	2.53
		26.6												26.35	

Program Components

Factor

Skating Skills	1.00	6.25	5.50	6.00	4.75	5.75	5.00	5.75	6.00	5.50	5.25	6.25	7.00	5.82
Transition / Linking Footwork	1.00	5.75	5.00	5.75	4.50	5.50	5.00	5.50	6.00	5.50	5.75	5.75	7.00	5.54
Performance / Execution	1.00	6.25	5.25	5.75	4.75	5.75	5.25	5.50	6.00	5.75	5.50	5.75	6.50	5.68
Choreography / Composition	1.00	6.00	5.25	5.75	5.00	6.00	5.50	5.50	5.75	5.75	5.75	6.00	6.75	5.68
Interpretation	1.00	6.25	5.25	6.00	5.00	6.00	5.50	5.75	6.00	6.00	5.75	6.00	7.00	5.82
Judges Total Program Component Score (factorized)														28.54

Deductions:

Time Violation:	0.00	Music Violation:	0.00	Illegal Element:	0.00
Costume & Prop violation:	0.00	Fall:	0.00		0.00

Rank	Name	NOC Code	Total Segment Score	Total Element Score	Program Score (factorized)	Total Component Score	Total Deductions
			=	+		+	-
22	Min ZHANG	CHN	54.81	27.42		28.39	1.00

# Executed Elements	Base Value	GOE	The Judges Panel (in random order)											Scores of Panel	
1 2A	3.3	0.71	1	1	0	1	1	1	0	0	1	1	1	2	4.01
2 4T+COMBO	9.0	-3.00	-3	-3	-3	-3	-3	-3	-3	-3	-3	-3	-3	-3	6.00
3 FCSp1	2.0	0.14	1	0	0	0	0	1	0	0	1	1	1	0	2.14
4 CiSt2	3.1	0.07	0	0	0	1	0	0	0	0	0	1	0	1	3.17
5 3Lz	6.0	0.14	0	0	1	1	1	0	0	0	1	1	0	-1	6.14
6 CSSp1	1.5	0.00	0	0	0	0	0	0	0	0	0	0	0	0	1.50
7 SeSt1	2.0	0.00	0	0	0	0	0	0	0	0	0	1	0	1	2.00
8 CCoSp1	2.5	-0.04	0	0	0	0	0	-1	0	0	0	1	-1	0	2.46
		29.4												27.42	

Program Components

Factor

Skating Skills	1.00	6.00	6.25	6.25	6.00	6.50	6.00	6.00	6.00	5.50	6.25	6.50	6.50	6.14
Transition / Linking Footwork	1.00	5.25	5.75	5.50	5.25	6.00	4.75	5.75	5.75	5.75	5.75	6.00	4.75	5.43
Performance / Execution	1.00	5.50	6.00	5.75	5.50	6.25	5.25	5.75	5.50	6.00	6.00	6.25	5.75	5.68
Choreography / Composition	1.00	5.00	6.00	6.00	5.75	6.00	5.25	5.75	5.25	6.00	6.25	6.25	5.00	5.57
Interpretation	1.00	5.25	5.75	6.00	5.50	6.00	5.00	5.50	5.50	6.00	6.25	6.00	5.50	5.57
Judges Total Program Component Score (factorized)														28.39

Deductions:

Time Violation:	0.00	Music Violation:	0.00	Illegal Element:	0.00
Costume & Prop violation:	0.00	Fall:	-1.00		-1.00

Official ISU Sponsors





World Figure Skating Championships® 2005

March 13th – 20th

Moscow / Russia



MEN SHORT PROGRAM JUDGES DETAILS

Rank	Name	NOC Code	Total Segment Score	Total Element Score	Program Score (factorized)	Total Component Score	Total Deductions
			=	+		+	-
23	Stefan LINDEMANN	GER	53.46	22.18		33.28	2.00

# Executed Elements	Base Value	GOE	The Judges Panel (in random order)											Scores of Panel		
1	4T+COMBO	9.0	-3.00	-3	-3	-3	-3	-3	-3	-3	-3	-3	-3	-3	-3	6.00
2	1A	0.8	-0.50	-3	-3	-3	-3	-3	-3	-3	-3	-3	-3	-3	-3	0.30
3	CCoSp1	2.5	0.36	1	1	1	1	0	0	0	1	1	1	0	1	2.86
4	3Lz	6.0	-3.00	-3	-3	-3	-3	-3	-3	-3	-3	-3	-3	-3	-3	3.00
5	SiSt2	3.1	0.21	1	0	0	1	1	2	0	0	1	1	0	1	3.31
6	CSSp2	2.0	-0.09	0	0	0	0	0	-1	-1	0	0	-2	-1	0	1.91
7	ciSt1	2.0	0.07	1	0	0	0	1	0	0	0	1	0	0	1	2.07
8	FSSp2	2.3	0.43	1	1	1	1	0	1	1	0	0	0	0	1	2.73
		27.7														22.18

Program Components

Factor

Skating Skills	1.00	7.25	6.50	7.00	6.75	7.00	6.50	6.75	7.00	6.75	6.50	7.00	7.25	6.89
Transition / Linking Footwork	1.00	7.00	6.00	6.75	6.25	6.75	6.25	6.50	6.75	6.50	6.25	6.75	6.75	6.57
Performance / Execution	1.00	7.50	6.25	6.25	6.25	6.75	6.00	6.50	6.00	7.00	5.75	7.00	6.50	6.39
Choreography / Composition	1.00	7.50	6.25	7.00	6.75	6.75	7.00	6.50	6.25	7.00	6.25	7.00	7.00	6.79
Interpretation	1.00	7.50	6.00	6.75	6.75	6.75	6.75	6.50	6.00	6.75	6.25	6.75	7.00	6.64
Judges Total Program Component Score (factorized)														33.28

Deductions:

Time Violation:	0.00	Music Violation:	0.00	Illegal Element:	0.00
Costume & Prop violation:	0.00	Fall:	-2.00		
					-2.00

Rank	Name	NOC Code	Total Segment Score	Total Element Score	Program Score (factorized)	Total Component Score	Total Deductions
			=	+		+	-
24	Vakhtang MURVANIDZE	GEO	52.59	26.85		26.74	1.00

# Executed Elements	Base Value	GOE	The Judges Panel (in random order)											Scores of Panel		
1	1A	0.8	-0.50	-1	-3	-3	-3	-3	-3	-3	-3	-3	-3	-3	-3	0.30
2	3Lz+3T	10.0	0.00	0	0	0	0	0	0	0	1	1	0	0	0	10.00
3	FCSp1	2.0	0.14	0	0	0	0	1	1	0	0	1	1	1	1	2.14
4	3F	5.5	-3.00	-3	-3	-3	-3	-3	-3	-3	-3	-3	-3	-3	-3	2.50
5	SiSt2	3.1	0.21	0	1	0	1	1	1	0	0	1	1	0	1	3.31
6	CCoSp2	3.0	0.36	0	1	1	1	1	2	0	0	2	1	1	1	3.36
7	ciSt2	3.1	0.21	1	0	0	1	0	1	0	0	0	0	0	1	3.31
8	CCSp1	1.5	0.43	0	1	1	0	1	2	1	0	1	1	1	2	1.93
		29.0														26.85

Program Components

Factor

Skating Skills	1.00	5.25	5.25	5.75	5.25	5.50	5.75	5.25	5.25	5.50	5.50	5.50	6.00	5.43
Transition / Linking Footwork	1.00	4.75	4.75	5.50	5.00	5.25	5.50	5.00	4.75	5.25	4.75	5.00	4.75	4.96
Performance / Execution	1.00	5.25	5.50	5.50	5.00	5.50	6.00	5.25	5.00	5.50	5.25	5.25	6.50	5.39
Choreography / Composition	1.00	5.25	5.50	5.75	5.25	5.50	6.25	5.25	4.75	5.25	5.00	5.00	5.75	5.39
Interpretation	1.00	5.50	5.50	5.75	5.50	5.50	6.25	5.50	5.00	5.75	5.75	5.25	6.00	5.57
Judges Total Program Component Score (factorized)														26.74

Deductions:

Time Violation:	0.00	Music Violation:	0.00	Illegal Element:	0.00
Costume & Prop violation:	0.00	Fall:	-1.00		
					-1.00

Official ISU Sponsors





World Figure Skating Championships® 2005

March 13th – 20th

Moscow / Russia



MEN SHORT PROGRAM JUDGES DETAILS

Rank	Name	NOC Code	Total Segment Score	Total Element Score	Program Score (factorized)	Total Component Score	Total Deductions
			=	+		+	-
25	Zoltan TOTH	HUN	51.91	27.73		24.18	0.00

# Executed Elements	Base Value	GOE	The Judges Panel (in random order)												Scores of Panel
1 2A	3.3	-1.40	-2	-2	-2	-2	-3	-2	-2	-2	-2	-3	-2	-1	1.90
2 3F+3T	9.5	0.00	1	0	0	0	0	0	0	0	-1	0	0	0	9.50
3 SiSt1	2.0	0.00	0	0	0	0	0	0	0	0	0	0	0	0	2.00
4 3Lz	6.0	-0.43	0	-1	-1	0	-1	0	0	0	-1	-1	-1	-1	5.57
5 CCoSp1	2.5	0.00	0	1	0	0	0	0	0	0	0	0	0	0	2.50
6 CSSp1	1.5	-0.21	0	-1	0	-1	0	-1	-1	-1	0	-1	-1	0	1.29
7 CiSt2	3.1	0.00	0	0	0	0	0	0	0	0	0	0	0	1	3.10
8 FSSp1	2.0	-0.13	1	-1	0	0	0	0	-1	-1	0	0	0	-1	1.87
29.9												27.73			

Program Components

Program Components	Factor	The Judges Panel (in random order)												Scores of Panel
Skating Skills	1.00	5.50	5.00	4.75	4.25	4.00	5.00	5.00	4.75	4.25	4.50	5.25	5.25	5.00
Transition / Linking Footwork	1.00	5.00	4.50	4.50	4.00	3.75	4.75	4.75	4.25	4.50	4.25	4.75	4.50	4.57
Performance / Execution	1.00	5.25	4.75	4.50	4.25	4.00	5.00	4.75	4.75	4.50	4.50	5.00	5.50	4.86
Choreography / Composition	1.00	5.50	4.75	4.75	4.00	4.00	4.75	4.75	4.75	5.00	4.75	4.75	5.25	4.82
Interpretation	1.00	5.50	4.75	4.75	4.25	4.00	5.00	5.00	4.75	4.50	4.50	5.00	5.25	4.93
Judges Total Program Component Score (factorized)												24.18		

Deductions:	Time Violation:	0.00	Music Violation:	0.00	Illegal Element:	0.00
Costume & Prop violation:	0.00		Fall:	0.00		0.00

Rank	Name	NOC Code	Total Segment Score	Total Element Score	Program Score (factorized)	Total Component Score	Total Deductions
			=	+		+	-
26	Sergei DAVYDOV	BLR	49.59	22.03		28.56	1.00

# Executed Elements	Base Value	GOE	The Judges Panel (in random order)												Scores of Panel
1 3A	7.5	-3.00	-3	-3	-3	-3	-3	-3	-3	-3	-3	-3	-3	-3	4.50
2 3Lz+2T	7.3	-0.86	-1	-1	0	0	0	-1	-1	-1	0	-1	-1	-1	6.44
3 FSSp2	2.3	0.03	-1	0	0	0	1	1	0	0	0	0	-1	1	2.33
4 2F	1.7	-0.90	-3	-3	-1	-3	-3	-1	-3	-3	-3	-3	-3	-3	0.80
5 CCoSp1	1.5	0.00	0	0	0	0	0	0	-1	0	0	0	0	0	1.50
6 SiSt1	2.0	0.00	0	0	-1	0	1	1	0	0	0	1	0	0	2.00
7 CCoSp1	2.5	-0.04	0	0	0	0	1	-1	0	0	0	-1	-1	0	2.46
8 CiSt1	2.0	0.00	0	0	0	1	0	0	0	0	0	1	0	0	2.00
26.8												22.03			

Program Components

Program Components	Factor	The Judges Panel (in random order)												Scores of Panel
Skating Skills	1.00	5.75	6.00	6.50	5.75	6.00	5.50	5.75	5.75	5.75	6.00	6.25	6.00	5.89
Transition / Linking Footwork	1.00	5.25	5.50	6.25	5.50	5.75	5.25	5.50	6.00	5.75	5.25	5.75	4.50	5.54
Performance / Execution	1.00	5.50	5.75	6.50	5.50	6.00	5.50	5.75	5.75	5.50	5.75	6.00	5.75	5.71
Choreography / Composition	1.00	5.50	5.75	6.75	5.75	6.00	5.50	5.75	5.75	5.50	5.75	6.00	5.50	5.71
Interpretation	1.00	5.75	5.75	6.50	5.50	6.00	5.50	5.75	5.75	5.50	6.00	6.00	5.00	5.71
Judges Total Program Component Score (factorized)												28.56		

Deductions:	Time Violation:	0.00	Music Violation:	0.00	Illegal Element:	0.00
Costume & Prop violation:	0.00		Fall:	-1.00		-1.00

Official ISU Sponsors





World Figure Skating Championships® 2005

March 13th – 20th

Moscow / Russia



MEN SHORT PROGRAM JUDGES DETAILS

Rank	Name	NOC Code	Total Segment Score	Total Element Score	Program Score (factorized)	Total Component Score	Total Deductions
			=	+		+	-
27	Ari-Pekka NURMENKARI	FIN	48.85	23.56		26.29	1.00

# Executed Elements	Base Value	GOE	The Judges Panel (in random order)											Scores of Panel		
1 3Lz+COMBO	6.0	-3.00	-3	-3	-3	-3	-3	-3	-3	-3	-3	-3	-3	-3	-3	3.00
2 3F	5.5	0.29	0	0	-1	1	0	0	0	0	0	1	1	1	5.79	
3 FCSp2	2.3	0.00	1	-1	0	0	0	0	0	0	0	-1	0	0	2.30	
4 CiSt1	2.0	0.07	0	0	0	1	0	0	0	0	1	0	1	1	2.07	
5 2A	3.3	1.00	1	1	1	1	0	1	1	0	1	1	1	2	4.30	
6 CSSp1	1.5	0.07	0	1	0	0	0	1	0	0	0	0	0	0	1.57	
7 SiSt1	2.0	0.00	0	0	0	0	1	1	0	0	0	1	0	0	2.00	
8 CCoSp1	2.5	0.03	0	1	0	0	0	1	-1	-1	1	-1	0	0	2.53	
	25.1														23.56	

Program Components

Factor

Skating Skills	1.00	5.50	5.00	5.25	5.25	5.25	5.75	5.00	5.00	5.25	5.75	5.75	6.75	5.36
Transition / Linking Footwork	1.00	5.00	4.75	5.00	4.75	5.00	5.25	5.00	4.75	5.25	5.50	5.50	6.00	5.04
Performance / Execution	1.00	5.25	5.00	5.00	5.00	5.00	5.50	5.25	4.75	5.00	5.50	5.50	7.00	5.21
Choreography / Composition	1.00	5.25	5.00	5.25	5.25	5.00	5.75	5.25	4.50	5.00	5.75	5.50	6.00	5.32
Interpretation	1.00	5.25	5.00	5.25	5.50	5.50	6.25	5.00	4.50	5.50	5.75	5.25	6.25	5.36
Judges Total Program Component Score (factorized)														26.29

Deductions:

Time Violation:	0.00	Music Violation:	0.00	Illegal Element:	0.00
Costume & Prop violation:	0.00	Fall:	-1.00		
					-1.00

Rank	Name	NOC Code	Total Segment Score	Total Element Score	Program Score (factorized)	Total Component Score	Total Deductions
			=	+		+	-
28	John HAMER	GBR	47.28	22.25		25.03	0.00

# Executed Elements	Base Value	GOE	The Judges Panel (in random order)											Scores of Panel	
1 3F	5.5	0.14	-1	0	0	1	1	0	-1	0	1	1	1	1	5.64
2 FSSp1	2.0	0.00	0	0	0	0	0	1	0	-1	0	0	0	0	2.00
3 3Lz+COMBO	6.0	-2.71	-2	-3	-3	-2	-3	-3	-3	-2	-3	-3	-2	-2	3.29
4 CiSt1	2.0	0.00	0	0	0	0	1	0	1	0	0	1	0	0	2.00
5 2A	3.3	0.00	0	-1	0	0	0	0	0	0	0	0	0	0	3.30
6 CCoSp1	2.5	0.07	0	1	0	0	0	0	0	0	1	0	-1	1	2.57
7 SiSt1	2.0	0.21	1	0	0	1	1	1	0	0	0	1	0	1	2.21
8 CSSp1	1.5	-0.26	-1	-1	-1	-1	-1	1	0	-1	-1	0	-1	-1	1.24
	24.8														22.25

Program Components

Factor

Skating Skills	1.00	5.25	5.00	5.25	4.75	4.75	5.00	5.25	5.25	4.50	5.00	5.00	5.50	5.14
Transition / Linking Footwork	1.00	5.00	4.50	5.00	4.25	4.50	5.00	5.00	5.00	4.75	4.75	4.50	5.25	4.86
Performance / Execution	1.00	5.25	4.75	5.00	4.75	4.75	5.25	5.25	4.75	5.00	4.75	4.75	5.50	5.00
Choreography / Composition	1.00	5.00	4.75	5.25	4.50	4.50	5.25	5.00	4.75	4.50	5.00	4.75	5.75	4.96
Interpretation	1.00	5.00	4.75	5.50	4.75	4.75	5.25	5.25	5.00	4.75	5.00	4.75	5.75	5.07
Judges Total Program Component Score (factorized)														25.03

Deductions:

Time Violation:	0.00	Music Violation:	0.00	Illegal Element:	0.00
Costume & Prop violation:	0.00	Fall:	0.00		
					0.00

Official ISU Sponsors





World Figure Skating Championships® 2005

March 13th – 20th

Moscow / Russia



MEN SHORT PROGRAM JUDGES DETAILS

Rank	Name	NOC Code	Total Segment Score	Total Element Score	Total Program Score (factorized)	Total Deductions
			=	+	+	-
29	Samuel CONTESTI	FRA	46.80	20.17	28.63	2.00

# Executed Elements	Base Value	GOE	The Judges Panel (in random order)											Scores of Panel		
1	3A	7.5	-3.00	-3	-3	-3	-3	-3	-3	-3	-3	-3	-3	-3	-3	4.50
2	2Lz+COMBO	1.9	-1.00	-3	-3	-3	-3	-3	-3	-3	-3	-3	-3	-3	-3	0.90
3	FSSp1	2.0	0.00	1	0	0	0	0	0	0	0	0	0	-1	0	2.00
4	3F	5.5	-2.57	-2	-3	-3	-2	-3	-3	-2	-2	-2	-3	-2	2.93	
5	CSSp2	2.0	0.03	-1	0	0	0	0	1	0	0	0	1	-1	1	2.03
6	CiSt1	2.0	0.14	1	0	0	1	0	1	0	0	0	1	0	0	2.14
7	CCoSp1	2.5	0.07	0	1	0	0	0	1	0	0	0	0	0	0	2.57
8	SiSt2	3.1	0.00	0	0	0	0	0	1	0	0	0	0	0	0	3.10
26.5															20.17	

Program Components

Factor

Skating Skills	1.00	6.25	5.75	5.75	5.50	5.75	5.75	5.75	5.75	5.00	5.50	6.25	6.25	5.89	
Transition / Linking Footwork	1.00	6.00	5.25	5.00	5.25	5.50	5.50	5.50	5.75	5.00	5.00	6.00	5.75	5.57	
Performance / Execution	1.00	6.25	5.50	5.25	5.25	5.75	5.00	5.50	5.50	5.25	5.25	6.25	5.75	5.57	
Choreography / Composition	1.00	6.50	5.50	5.50	5.75	6.00	6.00	5.75	5.50	5.50	5.50	6.25	6.50	5.89	
Interpretation	1.00	6.25	5.50	5.25	5.75	6.00	5.75	5.50	5.25	5.00	5.50	6.25	6.00	5.71	
Judges Total Program Component Score (factorized)															28.63

Deductions:

Time Violation:	0.00	Music Violation:	0.00	Illegal Element:	0.00
Costume & Prop violation:	0.00	Fall:	-2.00		
					-2.00

Rank	Name	NOC Code	Total Segment Score	Total Element Score	Total Program Score (factorized)	Total Deductions
			=	+	+	-
30	Trifun ZIVANOVIC	SCG	44.27	22.06	23.21	1.00

# Executed Elements	Base Value	GOE	The Judges Panel (in random order)											Scores of Panel		
1	2F+3T	5.7	0.00	0	0	0	0	0	0	0	0	0	0	0	0	5.70
2	3A	7.5	-3.00	-3	-3	-3	-3	-3	-3	-3	-3	-3	-3	-3	-3	4.50
3	FSSp2	2.3	0.00	0	0	0	0	0	0	0	0	0	0	-1	0	2.30
4	CiSt1	2.0	-0.13	0	-1	-1	0	0	-1	0	0	-1	0	0	-1	1.87
5	1Lz	0.6	-0.30	0	-3	-3	-3	-3	-3	-3	-3	-3	-3	-3	-3	0.30
6	SiSt2	3.1	0.00	0	0	0	0	0	-1	0	0	-1	0	0	0	3.10
7	CSSp2	2.0	-0.17	0	-1	0	-1	0	0	-1	0	0	-1	-1	-1	1.83
8	CCoSp1	2.5	-0.04	0	0	0	0	0	-1	0	0	-1	-2	0	-1	2.46
25.7															22.06	

Program Components

Factor

Skating Skills	1.00	4.75	4.50	4.75	4.50	4.25	4.75	4.75	5.00	3.75	4.00	4.75	4.50	4.68	
Transition / Linking Footwork	1.00	4.50	4.25	4.50	4.25	4.00	4.50	4.75	4.75	4.25	3.75	4.50	4.25	4.46	
Performance / Execution	1.00	4.50	4.50	4.50	4.50	4.00	4.50	5.00	4.50	4.00	3.75	4.75	4.75	4.57	
Choreography / Composition	1.00	4.75	4.50	4.50	4.75	4.25	5.00	5.00	4.75	4.25	4.25	4.50	5.00	4.75	
Interpretation	1.00	5.00	4.50	4.75	4.75	4.25	5.25	4.75	4.50	4.25	4.00	4.75	4.75	4.75	
Judges Total Program Component Score (factorized)															23.21

Deductions:

Time Violation:	0.00	Music Violation:	0.00	Illegal Element:	0.00
Costume & Prop violation:	0.00	Fall:	-1.00		
					-1.00

Official ISU Sponsors





World Figure Skating Championships® 2005

March 13th – 20th

Moscow / Russia



PAIRS FREE SKATING JUDGES DETAILS

Rank	Name	NOC Code	Total Segment Score	Total Element Score	Program Score (factorized)	Total Component Score	Total Deductions
			=	+		+	-
1	Tatiana TOTMIANINA / Maxim MARININ	RUS	128.37	62.21		66.16	0.00

# Executed Elements	Base Value	GOE	The Judges Panel (in random order)											Scores of Panel		
1	3S	4.5	1.00	1	1	1	1	1	1	2	2	1	1	0	1	5.50
2	3T+2T	5.3	-0.86	0	-1	-1	0	-1	-1	-1	-1	-1	-1	-1	-2	4.44
3	SpSt3	3.4	0.57	0	0	1	1	0	0	1	0	0	1	1	1	3.97
4	3Tw	4.5	0.00	0	0	-1	-1	0	0	0	0	0	0	0	0	4.50
5	3LoTh	5.0	0.70	2	1	0	1	0	1	2	1	1	1	1	0	5.70
6	3Li2	3.5	0.29	1	0	1	0	0	1	1	0	0	0	1	1	3.79
7	5ALi1	5.5	0.00	0	0	0	0	0	0	0	0	0	0	0	1	5.50
8	3STh	4.5	0.50	1	0	0	0	1	1	1	1	1	0	1	1	5.00
9	PCoSp3	4.5	0.29	1	0	1	0	1	0	2	1	0	1	1	0	4.79
10	BiDs3	3.5	0.00	0	0	1	0	0	0	1	0	0	0	0	0	3.50
11	FCCoSp3	3.5	0.29	1	0	1	1	1	0	2	1	1	0	0	1	3.79
12	SeSt2	3.1	0.29	0	0	0	0	1	0	1	0	0	1	1	1	3.39
13	5Li1	5.0	0.14	1	0	2	0	0	0	1	0	0	0	1	0	5.14
14	FiDs2	3.2	0.00	0	0	0	0	0	0	0	-1	0	0	0	0	3.20
			59.0												62.21	

Program Components

Program Components	Factor														
Skating Skills	1.60	8.75	8.25	8.25	8.25	8.25	8.25	8.25	8.50	8.25	8.00	8.75	8.25	8.50	8.39
Transition / Linking Footwork	1.60	8.50	8.00	7.50	8.00	8.00	8.00	7.75	7.75	7.75	8.00	8.25	8.00	8.04	
Performance / Execution	1.60	8.50	8.25	7.75	8.25	8.25	8.25	8.25	8.00	8.00	8.50	8.25	8.50	8.32	
Choreography / Composition	1.60	8.75	8.00	8.00	8.50	8.25	8.50	8.00	8.25	8.25	8.25	8.25	8.25	8.29	
Interpretation	1.60	8.75	8.25	8.00	8.00	8.25	8.25	8.25	8.00	8.25	8.50	8.50	8.25	8.32	
Judges Total Program Component Score (factorized)													66.16		

Deductions:	Time Violation:	0.00	Music Violation:	0.00	Illegal Element:	0.00
	Costume & Prop violation:	0.00	Fall:	0.00		0.00

Rank	Name	NOC Code	Total Segment Score	Total Element Score	Program Score (factorized)	Total Component Score	Total Deductions
			=	+		+	-
2	Maria PETROVA / Alexei TIKHONOV	RUS	121.27	57.67		63.60	0.00

# Executed Elements	Base Value	GOE	The Judges Panel (in random order)											Scores of Panel		
1	2A+3T+SEQ	5.8	-1.29	-1	-1	-1	-2	-1	-2	0	-2	-1	-1	-1	-2	4.51
2	FiDs2	3.2	0.00	0	0	0	0	0	0	1	0	0	0	0	0	3.20
3	2S	1.3	-0.39	-2	-1	-2	0	-1	-1	-2	0	-1	-2	0	-2	0.91
4	3Tw	4.5	0.00	0	0	0	0	0	0	0	0	0	0	0	0	4.50
5	3LoTh	5.0	-1.40	-2	-2	-2	-2	-2	-2	-2	-2	-2	-2	-2	-2	3.60
6	5ALi2	6.0	1.00	1	0	2	1	1	1	2	1	1	1	1	1	7.00
7	SpSt3	3.4	0.00	0	0	0	0	0	0	1	0	0	0	0	0	3.40
8	5ALi3	6.5	1.00	2	0	1	1	1	1	2	1	1	1	0	1	7.50
9	FCCoSp2	3.0	0.50	1	0	1	1	1	1	2	1	1	1	1	1	3.50
10	3STh	4.5	0.70	1	1	1	1	1	1	1	1	1	2	1	1	5.20
11	3Li3	4.0	0.36	1	0	1	1	0	1	1	0	0	0	1	1	4.36
12	BoDs2	4.0	0.20	0	0	0	1	0	0	1	0	0	0	0	1	4.20
13	SiSt1	2.0	0.29	1	0	0	1	1	0	2	0	1	0	0	1	2.29
14	PCoSp1	3.5	0.00	1	0	0	0	0	0	0	0	0	-1	0	0	3.50
			56.7												57.67	

Program Components

Program Components	Factor													
Skating Skills	1.60	8.25	7.75	8.00	7.75	8.00	8.00	8.25	7.50	8.00	8.00	7.50	8.00	7.96
Transition / Linking Footwork	1.60	8.00	7.75	7.25	7.75	8.00	8.00	8.00	7.00	7.75	7.25	7.00	7.75	7.79
Performance / Execution	1.60	8.25	8.00	7.50	8.50	8.00	8.00	8.00	7.25	8.00	7.75	7.25	8.00	8.00
Choreography / Composition	1.60	8.25	8.00	7.75	8.00	8.25	8.25	8.25	7.50	8.00	7.75	7.25	7.75	8.04
Interpretation	1.60	8.25	7.75	8.00	7.75	8.25	8.00	8.50	7.00	8.00	7.75	7.00	8.00	7.96
Judges Total Program Component Score (factorized)													63.60	

Deductions:	Time Violation:	0.00	Music Violation:	0.00	Illegal Element:	0.00
	Costume & Prop violation:	0.00	Fall:	0.00		0.00

Official ISU Sponsors





World Figure Skating Championships® 2005

March 13th – 20th

Moscow / Russia



PAIRS FREE SKATING JUDGES DETAILS

Rank	Name	NOC Code	Total Segment Score	Total Element Score	Program Score (factorized)	Total Component Score	Total Deductions
			=	+		+	-
3	Dan ZHANG / Hao ZHANG	CHN	116.03	59.38		57.65	1.00

#	Executed Elements	Base Value	GOE	The Judges Panel (in random order)											Scores of Panel	
1	3Tw	4.5	1.10	1	0	2	2	2	2	2	2	1	1	1	2	5.60
2	2A+3T	7.3	-3.00	-3	-3	-3	-3	-3	-3	-3	-3	-3	-3	-2	-3	4.30
3	3STh	4.5	0.70	0	1	1	1	1	1	1	1	1	1	1	5.20	
4	CCoSp1	2.5	-0.21	-1	0	-1	-1	0	0	-1	-1	0	-1	-1	2.29	
5	3Li2	3.5	0.00	0	0	0	1	0	0	0	0	0	0	0	3.50	
6	3S	4.5	0.00	0	0	1	0	0	0	1	0	0	0	0	4.50	
7	SpSt2	3.1	0.00	0	0	0	0	0	0	0	0	0	0	0	3.10	
8	BoDs1	3.5	0.00	0	0	1	0	0	0	0	0	0	0	0	3.50	
9	3LoTh	5.0	-0.20	-1	-1	-1	-1	1	1	0	-1	0	0	0	4.80	
10	5Li2	5.5	0.29	0	0	0	0	1	1	1	0	0	0	1	5.79	
11	FiDs2	3.2	0.00	0	0	1	0	0	0	1	0	0	0	0	3.20	
12	SiSt2	3.1	0.29	0	0	1	1	1	0	1	0	0	0	1	3.39	
13	5ALi2	6.0	0.71	1	0	0	1	1	1	0	1	0	0	1	6.71	
14	PCoSp1	3.5	0.00	0	0	0	0	0	0	1	0	0	0	0	3.50	
		59.7													59.38	

Program Components	Factor														
Skating Skills	1.60	7.50	7.25	7.25	7.25	7.75	7.25	7.25	7.00	7.25	7.00	7.25	7.00	7.25	
Transition / Linking Footwork	1.60	7.00	7.25	6.75	7.25	7.50	7.00	6.75	6.50	7.00	6.75	7.25	7.00	7.07	
Performance / Execution	1.60	7.25	7.50	7.00	7.25	7.75	7.25	7.00	6.75	7.25	6.75	7.25	7.00	7.21	
Choreography / Composition	1.60	7.25	7.50	6.75	7.50	7.75	7.25	7.00	7.00	7.25	7.00	7.25	7.25	7.29	
Interpretation	1.60	7.50	7.50	6.75	7.50	7.75	7.25	6.75	6.75	7.50	6.75	7.25	6.75	7.21	
Judges Total Program Component Score (factorized)		57.65													
Deductions:	Time Violation:	0.00	Music Violation:	0.00	Illegal Element:	0.00									
	Costume & Prop violation:	0.00	Fall:	-1.00									-1.00		

Rank	Name	NOC Code	Total Segment Score	Total Element Score	Program Score (factorized)	Total Component Score	Total Deductions
			=	+		+	-
4	Qing PANG / Jian TONG	CHN	113.31	55.71		57.60	0.00

#	Executed Elements	Base Value	GOE	The Judges Panel (in random order)											Scores of Panel	
1	3Tw	4.5	0.60	0	0	1	1	1	1	2	1	0	1	1	1	5.10
2	3T+1A+SEQ	3.8	-1.71	-1	-2	-2	-2	-2	-2	-1	-2	-2	-2	-1	-2	2.09
3	3STh	4.5	0.70	1	0	1	1	1	1	1	0	1	1	1	1	5.20
4	CCoSp1	2.5	-0.04	-1	0	0	0	0	0	0	0	0	-1	0	0	2.46
5	5ALi2	6.0	0.43	0	0	0	0	1	1	2	1	1	0	0	1	6.43
6	1A	0.8	-0.26	-2	-1	-2	0	-1	-1	-2	0	-2	-2	0	-2	0.54
7	3LoTh	5.0	0.60	1	0	-2	1	1	1	0	1	1	1	1	1	5.60
8	BoDs2	4.0	0.00	0	0	0	0	0	0	0	0	0	0	0	0	4.00
9	SpSt2	3.1	0.29	0	0	0	1	0	1	1	1	0	2	0	1	3.39
10	5ALi2	6.0	1.00	1	0	1	1	1	1	2	1	1	1	1	1	7.00
11	FiDs2	3.2	0.10	0	0	0	0	0	1	1	0	0	0	0	0	3.30
12	SiSt2	3.1	0.29	0	0	0	1	0	0	1	0	0	1	1	1	3.39
13	3Li2	3.5	0.21	0	0	2	1	0	1	2	1	0	0	0	1	3.71
14	PCoSp1	3.5	0.00	0	0	0	0	0	0	1	0	0	0	0	0	3.50
		53.5														55.71

Program Components	Factor														
Skating Skills	1.60	7.25	7.25	6.75	7.75	7.00	7.50	7.25	7.25	7.25	7.25	7.25	7.25	7.25	7.29
Transition / Linking Footwork	1.60	7.00	7.50	6.25	7.25	6.75	7.00	7.25	6.75	7.00	7.00	7.00	7.00	7.00	7.07
Performance / Execution	1.60	7.25	7.50	6.75	7.75	7.00	7.25	7.00	7.00	7.25	7.25	7.25	6.75	7.21	
Choreography / Composition	1.60	7.00	7.25	6.50	7.50	7.00	7.50	7.25	7.25	7.25	7.25	7.00	7.00	7.18	
Interpretation	1.60	7.00	7.50	6.25	7.75	6.75	7.50	7.25	7.00	7.25	7.25	7.00	7.25	7.25	
Judges Total Program Component Score (factorized)		57.60													
Deductions:	Time Violation:	0.00	Music Violation:	0.00	Illegal Element:	0.00									
	Costume & Prop violation:	0.00	Fall:	0.00									0.00		

Official ISU Sponsors





World Figure Skating Championships® 2005

March 13th – 20th

Moscow / Russia



PAIRS FREE SKATING JUDGES DETAILS

Rank	Name	NOC Code	Total Segment Score	Total Element Score	Program Score (factorized)	Total Component Score	Total Deductions
			=	+		+	-
5	Julia OBERTAS / Sergei SLAVNOV	RUS	113.29	58.79		55.50	1.00

# Executed Elements	Base Value	GOE	The Judges Panel (in random order)											Scores of Panel			
1	4Tw	6.5	-0.60	-1	0	-2	-1	-1	-1	-1	-1	-2	-1	0	-1	-1	5.90
2	3T+3T+SEQ	6.4	-1.00	-1	-1	-1	-1	-1	-1	-1	-1	-1	0	-1	-1	-1	5.40
3	3FTh	5.0	0.40	0	0	1	0	1	1	1	1	1	1	0	1	5.40	
4	3T	4.0	0.00	0	-1	0	0	0	0	1	0	0	0	0	0	4.00	
5	5ALi2	6.0	0.71	1	0	1	1	1	1	1	1	0	0	0	1	6.71	
6	BoDs2	4.0	0.00	0	0	0	0	0	0	1	0	0	0	0	0	4.00	
7	3LoTh	5.0	-2.00	-3	-3	-3	-3	-3	-3	-3	-3	-3	-3	-3	-3	3.00	
8	SpSt2	3.1	0.07	0	0	1	1	0	0	1	0	1	0	0	0	3.17	
9	5ALi2	6.0	0.14	0	0	0	0	0	1	0	0	0	0	0	1	6.14	
10	FCCoSp2	3.0	-0.34	-1	-1	-2	-1	-1	-2	-1	-1	-1	-1	-1	-2	2.66	
11	SiSt1	2.0	0.00	0	0	0	0	0	0	0	0	0	0	0	0	2.00	
12	4Li2	3.5	-0.09	0	0	-1	0	0	0	-1	0	0	-1	-1	0	3.41	
13	BiDs3	3.5	0.00	0	0	0	0	0	0	0	0	0	-1	0	0	3.50	
14	PCoSp1	3.5	0.00	0	0	0	0	0	0	0	0	0	-1	0	0	3.50	
		61.5														58.79	

Program Components

Factor

Skating Skills	1.60	7.50	7.25	7.00	7.25	6.75	7.25	7.00	6.75	7.00	7.25	6.75	7.00	7.11
Transition / Linking Footwork	1.60	7.00	7.00	6.50	7.00	6.50	7.00	6.75	6.50	7.00	6.50	6.50	6.75	6.79
Performance / Execution	1.60	7.25	7.25	6.50	7.00	6.50	7.00	6.75	6.50	7.25	6.75	6.75	6.50	6.86
Choreography / Composition	1.60	7.50	7.50	6.75	7.00	6.75	7.25	7.00	6.75	7.25	6.50	6.50	6.75	6.96
Interpretation	1.60	7.25	7.50	6.75	7.00	7.00	7.25	6.75	6.50	7.25	6.75	6.75	6.75	6.96
Judges Total Program Component Score (factorized)														55.50

Deductions:

Time Violation:	0.00	Music Violation:	0.00	Illegal Element:	0.00
Costume & Prop violation:	0.00	Fall:	-1.00		
					-1.00

Rank	Name	NOC Code	Total Segment Score	Total Element Score	Program Score (factorized)	Total Component Score	Total Deductions
			=	+		+	-
6	Aliona SAVCHENKO / Robin SZOLKOWY	GER	110.28	55.70		54.58	0.00

# Executed Elements	Base Value	GOE	The Judges Panel (in random order)											Scores of Panel		
1	3T+3T+SEQ	6.4	-0.57	-1	0	0	-1	0	0	1	-1	0	-1	-1	-1	5.83
2	2Tw	3.5	0.21	0	0	0	1	0	1	1	0	0	0	0	1	3.71
3	2A	3.3	-1.30	-2	-1	-2	-2	-2	-2	-2	-2	-2	-1	-2	2.00	
4	BoDs3	4.5	0.30	0	0	0	1	0	1	2	0	0	0	0	1	4.80
5	5ALi2	6.0	0.43	0	0	1	0	1	1	2	1	0	0	0	1	6.43
6	PCoSp2	4.0	0.14	0	0	1	0	0	0	1	1	0	1	0	1	4.14
7	SiSt1	2.0	0.29	0	1	1	0	1	0	2	1	0	1	0	1	2.29
8	5ALi1	5.5	0.40	0	0	0	1	0	1	1	0	0	1	0	1	5.90
9	FCCoSp2	2.5	0.29	0	0	0	1	1	1	2	1	1	0	0	1	2.79
10	3Li1	3.0	0.07	0	0	1	0	0	0	1	0	1	0	0	1	3.07
11	2ATH	4.0	0.20	0	0	0	0	0	1	1	1	0	0	0	1	4.20
12	SpSt1	2.0	0.14	0	1	0	1	0	0	1	0	1	0	0	0	2.14
13	FiDs2	3.2	0.00	0	0	1	0	0	0	0	0	0	0	0	0	3.20
14	3STh	4.5	0.70	1	1	0	1	1	1	1	1	1	1	0	1	5.20
		54.4														55.70

Program Components

Factor

Skating Skills	1.60	7.00	7.00	6.75	7.00	6.50	6.75	7.00	6.75	6.50	6.75	6.25	7.00	6.86
Transition / Linking Footwork	1.60	6.75	7.00	6.00	6.50	6.25	6.75	6.75	6.25	6.25	6.75	6.25	6.75	6.64
Performance / Execution	1.60	7.00	7.50	6.75	7.00	6.50	7.00	6.75	6.75	6.50	6.75	6.50	7.00	6.86
Choreography / Composition	1.60	7.00	7.25	6.50	6.75	6.50	7.00	6.75	6.75	6.50	6.75	6.00	7.25	6.86
Interpretation	1.60	6.75	7.50	6.50	7.00	6.50	7.25	7.00	6.50	6.50	6.50	6.25	7.25	6.89
Judges Total Program Component Score (factorized)														54.58

Deductions:

Time Violation:	0.00	Music Violation:	0.00	Illegal Element:	0.00
Costume & Prop violation:	0.00	Fall:	0.00		
					0.00

Official ISU Sponsors





World Figure Skating Championships® 2005

March 13th – 20th

Moscow / Russia



PAIRS FREE SKATING JUDGES DETAILS

Rank	Name	NOC Code	Total Segment Score	Total Element Score	Program Score (factorized)	Total Component Score	Total Deductions
			=	+		+	-
7	Dorota ZAGORSKA / Mariusz SIUDEK	POL	107.66	55.15		52.51	0.00

# Executed Elements	Base Value	GOE	The Judges Panel (in random order)											Scores of Panel		
1	2T+2T+SEQ	2.1	-0.43	-1	-2	-1	-1	0	-2	-2	0	-2	-2	0	-2	1.67
2	3STh	4.5	0.50	0	0	1	0	1	1	1	1	1	1	1	1	5.00
3	5ALi3	6.5	1.14	1	0	2	1	1	1	2	2	1	1	1	2	7.64
4	2T	1.3	0.00	0	0	0	0	0	0	1	0	0	0	0	0	1.30
5	FiDs2	3.2	0.60	1	0	1	1	0	1	2	0	0	1	1	1	3.80
6	CCoSp2	3.0	0.21	0	0	0	1	0	0	1	1	0	1	1	-1	3.21
7	3Tw	4.5	0.00	0	0	0	0	0	1	0	0	0	0	0	0	4.50
8	SpSt2	3.1	0.00	0	0	0	0	0	0	0	0	0	0	0	0	3.10
9	2LoTh	3.0	0.00	0	0	0	0	0	0	1	0	0	0	0	0	3.00
10	5ALi3	6.5	1.00	1	0	1	1	1	1	1	1	0	1	1	2	7.50
11	PCoSp2	4.0	0.00	0	0	0	0	0	0	1	0	0	0	0	0	4.00
12	SIS1	2.0	0.00	0	0	0	0	0	0	1	0	0	0	0	0	2.00
13	4Li3	4.0	0.43	1	0	2	1	1	1	1	1	0	0	1	1	4.43
14	BoDs2	4.0	0.00	0	-1	0	0	0	0	0	0	0	0	0	0	4.00
		51.7														55.15

Program Components

Factor

Skating Skills	1.60	7.00	5.75	7.00	7.25	6.75	6.50	6.75	6.75	6.75	6.50	6.50	6.75	6.68
Transition / Linking Footwork	1.60	6.25	6.25	6.50	7.25	6.50	6.25	6.50	6.25	6.50	6.25	6.50	6.50	6.39
Performance / Execution	1.60	6.50	6.00	6.50	7.50	6.50	6.25	6.75	6.50	6.50	6.75	6.50	6.75	6.57
Choreography / Composition	1.60	6.75	6.00	6.75	7.00	6.75	6.50	6.75	6.75	6.50	6.50	6.25	6.75	6.61
Interpretation	1.60	6.75	5.75	6.50	7.25	6.50	6.25	6.75	6.25	6.50	6.75	6.25	6.75	6.57
Judges Total Program Component Score (factorized)														52.51

Deductions:

Time Violation:	0.00	Music Violation:	0.00	Illegal Element:	0.00
Costume & Prop violation:	0.00	Fall:	0.00		0.00

Rank	Name	NOC Code	Total Segment Score	Total Element Score	Program Score (factorized)	Total Component Score	Total Deductions
			=	+		+	-
8	Utako WAKAMATSU / Jean-Sebastien FECTEAU	CAN	102.23	53.26		48.97	0.00

# Executed Elements	Base Value	GOE	The Judges Panel (in random order)											Scores of Panel		
1	3LoTh	5.0	-0.90	-1	-2	-2	-1	-1	-2	-1	-1	-2	-1	-2	-1	4.10
2	3Tw	4.5	-0.80	-1	-1	-1	-1	-1	-1	-2	-2	0	-1	-1	-2	3.70
3	3T+2T	5.3	-0.14	0	-1	0	0	0	0	0	0	0	0	0	-1	5.16
4	2A	3.3	-1.40	-2	-2	-2	-2	-2	-2	-2	-2	-2	-2	-1	-2	1.90
5	PCoSp2	4.0	0.00	0	0	0	-1	0	0	1	0	0	0	0	0	4.00
6	5ALi2	6.0	0.14	0	0	0	0	0	1	1	1	0	0	0	0	6.14
7	5Li3	6.0	0.36	0	0	1	0	1	1	2	1	1	1	1	1	6.36
8	3STh	4.5	-0.70	-1	-1	-1	-1	-1	-1	-1	-2	-1	-1	-1	-2	3.80
9	SpSt2	3.1	0.07	0	0	0	1	0	0	1	0	0	0	0	0	3.17
10	PSo2	3.0	0.00	0	0	0	0	0	0	0	0	0	1	0	0	3.00
11	CCoSp2	3.0	-0.30	-1	0	-1	-1	-1	-1	-1	-1	-1	-1	-1	-2	2.70
12	FiDs2	3.2	0.10	0	0	0	0	1	0	1	0	0	0	0	0	3.30
13	SIS1	2.0	0.07	0	0	0	0	0	0	1	0	0	1	0	0	2.07
14	3Li2	3.5	0.36	1	0	1	0	0	1	1	0	0	1	1	1	3.86
		56.4														53.26

Program Components

Factor

Skating Skills	1.60	6.25	5.75	5.75	5.75	6.25	6.25	6.50	6.25	6.00	6.25	6.25	5.75	6.11
Transition / Linking Footwork	1.60	6.25	5.75	5.75	5.75	6.25	6.00	6.75	5.75	5.75	5.75	6.00	5.75	5.96
Performance / Execution	1.60	6.25	6.25	5.75	5.50	6.25	6.00	6.75	6.00	6.00	6.00	6.25	6.00	6.14
Choreography / Composition	1.60	6.50	6.25	5.75	6.00	6.00	6.25	6.50	6.25	6.25	6.25	6.00	6.25	6.18
Interpretation	1.60	6.50	6.00	5.50	6.00	6.25	6.00	7.00	6.00	6.25	6.50	6.25	5.75	6.21
Judges Total Program Component Score (factorized)														48.97

Deductions:

Time Violation:	0.00	Music Violation:	0.00	Illegal Element:	0.00
Costume & Prop violation:	0.00	Fall:	0.00		0.00

Official ISU Sponsors



MASTERS COLORS

MARY COHR



CELLIER DAUPHINS



GUINOT



MacCoffee



World Figure Skating Championships® 2005

March 13th – 20th

Moscow / Russia



PAIRS FREE SKATING JUDGES DETAILS

Rank	Name	NOC Code	Total Segment Score	Total Element Score	Program Score (factorized)	Total Component Score	Total Deductions
			=	+		+	-
9	Valerie MARCOUX / Craig BUNTIN	CAN	100.89	49.28		51.61	0.00

#	Executed Elements	Base Value	GOE	The Judges Panel (in random order)										Scores of Panel	
1	3T+2T+SEQ	4.2	1.00	0	0	1	1	1	1	2	1	2	1	1	5.20
2	3Tw	4.5	-0.40	0	-1	-1	0	0	-1	-1	0	0	-1	0	4.10
3	3LoTh	5.0	0.00	0	0	0	0	0	0	1	0	0	0	0	5.00
4	5ALi	0.0	0.00	-3	-3	-3	-3	-3	-3	-3	-3	-3	-3	-3	0.00
5	BoDs2	4.0	0.10	0	0	1	0	0	0	1	0	0	0	1	4.10
6	PCoSp2	4.0	0.14	0	0	1	0	1	0	2	1	0	0	1	4.14
7	SpSt2	3.1	0.00	-1	0	0	0	0	0	1	0	0	0	0	3.10
8	2T	1.3	-0.43	-2	-1	-2	-1	-1	-1	-2	0	-2	-2	0	0.87
9	BiDs2	3.2	0.00	0	0	0	0	0	0	1	0	0	0	0	3.20
10	FCCoSp2	3.0	0.00	-1	0	0	0	0	0	0	1	0	0	0	3.00
11	5ALi2	6.0	0.29	0	0	1	-1	0	1	1	0	0	0	1	6.29
12	3STh	4.5	0.00	0	0	0	0	0	0	2	1	0	0	0	4.50
13	CiSt1	2.0	0.14	0	0	0	0	0	1	1	0	1	1	0	2.14
14	4Li2	3.5	0.14	0	-1	0	0	1	0	1	1	0	0	1	3.64
		48.3													49.28

Program Components

Program Components	Factor														
Skating Skills	1.60	6.25	6.25	6.50	6.25	6.75	6.00	6.75	6.50	6.50	6.50	6.50	6.50	6.50	6.43
Transition / Linking Footwork	1.60	6.25	6.25	6.00	6.50	6.50	6.00	6.50	6.00	6.50	6.00	6.00	6.25	6.25	6.29
Performance / Execution	1.60	6.75	6.50	6.00	6.50	6.50	5.75	6.75	6.25	6.50	6.50	6.50	6.25	6.25	6.50
Choreography / Composition	1.60	6.75	6.50	6.25	6.50	6.50	6.00	7.00	6.50	6.75	6.25	6.50	6.50	6.50	6.50
Interpretation	1.60	6.75	6.25	6.50	6.50	6.75	6.00	7.00	6.25	6.75	6.50	6.50	6.50	6.50	6.54
Judges Total Program Component Score (factorized)												51.61			

Deductions:	Time Violation:	0.00	Music Violation:	0.00	Illegal Element:	0.00
	Costume & Prop violation:	0.00	Fall:	0.00		0.00

Rank	Name	NOC Code	Total Segment Score	Total Element Score	Program Score (factorized)	Total Component Score	Total Deductions
			=	+		+	-
10	Rena INOUE / John BALDWIN, jr.	USA	100.66	52.04		48.62	0.00

#	Executed Elements	Base Value	GOE	The Judges Panel (in random order)										Scores of Panel		
1	2Lz	1.9	-0.21	0	0	-2	-1	-1	0	-2	0	-1	-2	0	-1	1.69
2	3Tw	4.5	-0.80	-1	-2	-2	-1	-1	-1	-2	-2	-1	-1	-1	3.70	
3	3STh	4.5	0.10	0	0	0	0	0	0	1	1	0	0	0	4.60	
4	2A+1A+SEQ	3.3	-0.80	-1	-2	0	-1	-1	0	0	0	0	-2	-1	2.50	
5	3Li2	3.5	0.07	0	1	0	0	0	0	0	0	1	0	0	3.57	
6	FCCoSp2	3.0	0.00	-1	0	0	0	0	0	1	0	0	0	0	3.00	
7	SpSt2	3.1	0.14	0	0	1	0	1	0	1	1	0	1	0	3.24	
8	3LoTh	5.0	0.10	0	0	0	0	0	0	1	1	1	0	0	5.10	
9	5Li2	5.5	0.00	0	0	0	0	0	0	0	0	0	0	0	5.50	
10	BoDs2	4.0	0.00	0	0	1	0	0	0	0	0	0	0	0	4.00	
11	BiDs1	3.0	0.00	0	0	0	0	0	0	1	0	0	0	0	3.00	
12	PCoSp1	3.5	0.00	0	0	0	0	0	0	0	0	0	0	0	3.50	
13	5ALi1	5.5	-0.17	-1	-1	-2	0	0	-1	0	-1	0	0	-1	5.33	
14	SiSt2	3.1	0.21	0	0	0	0	1	0	0	0	1	1	0	3.31	
		53.4													52.04	

Program Components

Program Components	Factor														
Skating Skills	1.60	5.75	6.00	6.00	6.50	5.75	6.25	6.25	6.25	6.00	6.25	6.25	6.25	6.25	6.14
Transition / Linking Footwork	1.60	5.50	5.75	5.50	6.00	5.50	6.00	6.50	5.75	5.75	5.75	6.00	6.00	6.00	5.86
Performance / Execution	1.60	5.75	6.00	5.50	6.50	5.50	6.25	6.50	6.00	6.00	6.00	6.25	6.25	6.25	6.14
Choreography / Composition	1.60	5.75	6.25	6.00	6.25	5.75	6.25	6.25	6.25	6.00	6.00	6.25	6.25	6.25	6.18
Interpretation	1.60	5.75	6.00	5.75	6.25	5.50	6.25	6.50	6.00	6.00	6.00	6.25	6.00	6.07	
Judges Total Program Component Score (factorized)												48.62			

Deductions:	Time Violation:	0.00	Music Violation:	0.00	Illegal Element:	0.00
	Costume & Prop violation:	0.00	Fall:	0.00		0.00

Official ISU Sponsors





World Figure Skating Championships® 2005

March 13th – 20th

Moscow / Russia



PAIRS FREE SKATING JUDGES DETAILS

Rank	Name	NOC Code	Total Segment Score	Total Element Score	Program Score (factorized)	Total Component Score	Total Deductions
			=	+		+	-
11	Tatiana VOLOSOZHAR / Stanislav MOROZOV	UKR	100.63	52.59		49.04	1.00

# Executed Elements	Base Value	GOE	The Judges Panel (in random order)											Scores of Panel		
1	3T+3T+SEQ	6.4	-1.86	-2	-2	-2	-2	-2	-2	-1	-2	-2	-2	-1	-2	4.54
2	3Tw	4.5	0.80	1	0	-1	1	1	2	1	2	0	1	1	2	5.30
3	3S	4.5	-0.86	-1	-1	-1	-1	-1	0	0	0	-1	-1	-1	-2	3.64
4	3LoTh	5.0	-2.00	-3	-3	-3	-3	-3	-3	-3	-3	-2	-3	-3	3.00	
5	5Li3	6.0	0.50	1	0	1	1	1	1	2	1	0	1	1	1	6.50
6	FCSp1	2.0	0.14	0	0	0	0	0	1	1	0	0	0	0	1	2.14
7	BoDs2	4.0	0.00	0	0	0	0	-1	0	0	1	0	0	0	0	4.00
8	3STh	4.5	-1.40	-2	-2	-2	-2	-2	-1	-2	-2	-2	-2	-2	-2	3.10
9	5ALi2	6.0	-0.13	-1	0	0	-1	0	0	0	-1	0	-1	-1	0	5.87
10	SpSt1	2.0	0.00	0	0	0	0	0	0	0	0	0	0	0	0	2.00
11	FiDs1	3.0	0.50	0	1	1	1	0	1	2	1	1	1	1	0	3.50
12	SiSt1	2.0	0.00	0	0	0	0	0	0	0	0	0	0	0	0	2.00
13	3Li2	3.5	0.00	0	0	0	0	0	0	0	0	0	0	0	0	3.50
14	PCoSp1	3.5	0.00	0	0	0	0	0	0	1	0	0	-1	0	0	3.50
			56.9												52.59	

Program Components	Factor													
Skating Skills	1.60	6.25	6.00	6.25	6.25	6.25	6.25	6.50	6.50	6.25	6.25	6.00	6.00	6.18
Transition / Linking Footwork	1.60	6.00	6.00	5.75	6.00	6.00	6.25	6.50	6.00	6.25	5.75	5.75	5.75	5.96
Performance / Execution	1.60	6.25	5.75	5.75	6.00	6.00	6.25	6.75	6.25	6.50	6.50	6.00	5.75	6.11
Choreography / Composition	1.60	6.50	6.25	5.75	6.25	6.00	6.25	6.50	6.50	6.50	6.25	6.00	5.50	6.21
Interpretation	1.60	6.25	6.25	6.00	6.00	6.00	6.50	6.75	6.25	6.50	6.25	6.00	5.75	6.18
Judges Total Program Component Score (factorized)													49.04	
Deductions:	Time Violation:	0.00	Music Violation:				0.00	Illegal Element:				0.00		
	Costume & Prop violation:	0.00	Fall:				-1.00						-1.00	

Rank	Name	NOC Code	Total Segment Score	Total Element Score	Program Score (factorized)	Total Component Score	Total Deductions
			=	+		+	-
12	Kathryn ORSCHER / Garrett LUCASH	USA	98.23	53.67		44.56	0.00

# Executed Elements	Base Value	GOE	The Judges Panel (in random order)											Scores of Panel		
1	3Tw	4.5	-0.40	-1	0	-1	-1	0	0	-2	0	0	-1	-1	0	4.10
2	3T+2F+SEQ	4.6	0.14	0	0	0	0	0	0	1	0	0	0	0	1	4.74
3	3FTh	5.0	0.40	0	1	0	1	1	0	1	1	0	0	0	1	5.40
4	3T	4.0	-0.57	0	-1	-2	-1	-1	0	0	0	0	-2	0	-1	3.43
5	5Li2	5.5	0.07	0	0	1	0	0	1	0	0	0	0	0	1	5.57
6	SpSt2	3.1	0.00	0	0	0	0	0	0	1	0	0	0	0	0	3.10
7	BoDs1	3.5	0.00	0	0	0	0	0	0	0	0	0	0	0	0	3.50
8	5Li2	5.5	0.00	0	0	0	0	0	0	0	1	0	0	0	0	5.50
9	FCoSp2	2.5	-0.17	-1	0	-1	-1	0	-1	-1	-1	0	0	0	-1	2.33
10	3STh	4.5	-0.30	0	-1	-1	-1	-1	0	-1	-1	-1	0	0	0	4.20
11	3Li2	3.5	0.07	0	0	0	0	0	0	1	0	0	-1	0	1	3.57
12	SiSt1	2.0	-0.47	-1	-1	-2	-2	-1	-2	-2	-2	-1	-2	-1	-2	1.53
13	BiDs2	3.2	0.00	0	0	1	0	0	0	0	0	0	0	0	0	3.20
14	PCoSp1	3.5	0.00	0	0	0	0	0	0	0	0	0	0	0	0	3.50
			54.9												53.67	

Program Components	Factor													
Skating Skills	1.60	5.50	5.00	5.25	6.00	5.25	5.50	6.25	6.00	5.25	5.75	5.50	6.00	5.64
Transition / Linking Footwork	1.60	5.25	5.25	4.75	5.75	5.00	5.25	6.25	5.50	5.00	5.50	5.25	6.00	5.46
Performance / Execution	1.60	5.50	5.25	5.25	6.00	5.00	5.25	6.00	5.50	5.25	5.75	5.50	5.75	5.57
Choreography / Composition	1.60	5.25	5.50	5.00	6.25	5.25	5.50	6.00	6.00	5.25	6.00	5.25	5.75	5.61
Interpretation	1.60	5.25	5.25	5.00	6.00	5.00	5.50	6.50	5.50	5.00	5.75	5.25	6.00	5.57
Judges Total Program Component Score (factorized)													44.56	
Deductions:	Time Violation:	0.00	Music Violation:				0.00	Illegal Element:				0.00		
	Costume & Prop violation:	0.00	Fall:				0.00						0.00	

Official ISU Sponsors





World Figure Skating Championships® 2005

March 13th – 20th

Moscow / Russia



PAIRS FREE SKATING JUDGES DETAILS

Rank	Name	NOC Code	Total Segment Score	Total Element Score	Program Score (factorized)	Total Component Score	Total Deductions
			=	+		+	-
13	Marilyn PLA / Yannick BONHEUR	FRA	85.67	45.38		40.29	0.00

# Executed Elements	Base Value	GOE	The Judges Panel (in random order)											Scores of Panel		
1	3T+2T+SEQ	4.2	-2.00	-2	-2	-2	-2	-2	-2	-2	-2	-2	-2	-2	-2	2.20
2	3LoTh	5.0	0.00	0	0	0	0	0	0	1	0	0	0	0	0	5.00
3	3Tw	4.5	-0.70	-1	0	-1	-2	0	-1	-2	-2	0	-1	-1	-1	3.80
4	5Li1	5.0	0.00	0	0	0	0	0	0	0	0	0	0	0	0	5.00
5	3STh	4.5	-1.40	-2	-2	-2	-2	-2	-2	-2	-2	-2	-2	-2	-2	3.10
6	2S	1.3	-0.09	-1	0	0	0	-1	0	0	0	0	0	0	-1	1.21
7	BoDs1	3.5	-0.70	-1	-1	-1	-1	-1	-1	-1	0	0	-1	0	-1	2.80
8	SpSt1	2.0	-0.04	0	0	0	0	-1	0	0	-2	0	-1	0	0	1.96
9	4Li2	3.5	-0.09	0	0	1	-2	0	0	0	0	0	-1	-1	0	3.41
10	FCCoSp2	3.0	-0.21	-1	0	-1	0	0	-1	-1	-1	0	-1	-1	-1	2.79
11	SiSt1	2.0	-0.09	0	0	0	-1	0	-1	-1	0	0	0	0	0	1.91
12	5Li2	5.5	0.00	0	0	0	0	0	0	0	0	0	0	0	0	5.50
13	FiDs2	3.2	0.00	0	0	0	0	0	0	0	0	0	0	0	0	3.20
14	PCoSp1	3.5	0.00	0	0	0	0	0	0	0	0	0	-1	0	0	3.50
			50.7												45.38	

Program Components

Program Components	Factor														
Skating Skills	1.60	5.00	4.75	5.00	4.75	5.00	5.00	5.00	5.25	5.75	5.25	5.25	5.00	5.25	5.04
Transition / Linking Footwork	1.60	5.00	4.75	5.00	5.00	4.75	4.75	5.25	5.25	5.00	4.75	5.00	4.75	4.75	4.86
Performance / Execution	1.60	5.00	5.00	4.50	5.00	5.00	5.00	4.75	5.50	5.00	5.00	5.00	5.00	5.00	5.00
Choreography / Composition	1.60	5.25	5.00	5.00	5.25	5.00	5.00	5.00	5.75	5.00	5.25	5.00	4.75	5.07	
Interpretation	1.60	5.25	5.25	5.25	5.25	5.25	5.00	5.50	5.50	5.25	5.00	5.00	5.50	5.21	
Judges Total Program Component Score (factorized)													40.29		

Deductions:	Time Violation:	0.00	Music Violation:	0.00	Illegal Element:	0.00
	Costume & Prop violation:	0.00	Fall:	0.00		0.00

Rank	Name	NOC Code	Total Segment Score	Total Element Score	Program Score (factorized)	Total Component Score	Total Deductions
			=	+		+	-
14	Olga BESTANDIGOVA / Jozef BESTANDIG	SVK	80.45	45.44		35.01	0.00

# Executed Elements	Base Value	GOE	The Judges Panel (in random order)											Scores of Panel		
1	2A	3.3	0.00	0	0	0	0	0	0	0	0	0	0	0	1	3.30
2	3Tw	4.5	-1.00	-1	-1	-2	-2	-1	-2	-2	-2	-1	-1	-2		3.50
3	3TTh	4.5	0.00	0	0	0	0	0	0	1	0	0	0	0	0	4.50
4	FCCoSp2	2.5	-0.13	-1	0	-1	-1	0	-2	0	0	0	0	0	-1	2.37
5	5Li1	5.0	0.00	0	0	-1	0	0	0	0	1	0	0	0	0	5.00
6	SpSt1	2.0	0.00	0	0	0	0	0	0	0	0	0	-1	0	0	2.00
7	BiDs3	3.5	0.00	0	0	0	0	0	0	1	1	0	0	0	0	3.50
8	2A+2T+SEQ	3.7	-0.20	-1	0	-1	0	0	-1	0	0	0	0	0	-1	3.50
9	4Li1	3.0	-0.26	-1	0	-2	-1	-1	-1	0	-1	-1	-1	-1	-3	2.74
10	3Li2	3.5	0.00	0	0	0	0	0	0	0	0	0	-1	0	0	3.50
11	2STh	2.5	0.00	0	0	0	0	0	0	0	0	0	-1	0	0	2.50
12	3Li1*	0.0	0.00	-1	0	-1	-1	-1	-1	-1	0	0	-1	-1	-1	0.00
13	BoDs1	3.5	-0.30	-1	-1	-1	0	0	-1	0	0	0	0	0	-1	3.20
14	SiSt1	2.0	-0.17	-1	0	0	0	0	0	-1	0	0	-1	-1	-1	1.83
15	PCoSp2	4.0	0.00	0	0	0	0	0	0	0	0	0	-1	0	0	4.00
			47.5												45.44	

Program Components

Program Components	Factor														
Skating Skills	1.60	4.50	4.50	4.25	4.75	4.50	4.50	4.50	4.75	4.50	4.50	4.50	4.50	4.50	4.54
Transition / Linking Footwork	1.60	4.25	4.50	3.75	4.50	4.00	4.00	4.50	3.75	4.00	4.00	4.50	4.00	4.25	4.25
Performance / Execution	1.60	4.25	4.75	4.25	4.50	4.00	4.25	4.75	4.25	4.50	4.25	4.25	4.00	4.32	
Choreography / Composition	1.60	4.50	4.75	4.25	4.75	4.00	4.25	4.50	4.50	4.25	4.00	4.50	4.25	4.39	
Interpretation	1.60	4.50	4.50	4.25	4.50	4.25	4.25	4.50	4.00	4.50	4.25	4.50	4.00	4.39	
Judges Total Program Component Score (factorized)													35.01		

Deductions:	Time Violation:	0.00	Music Violation:	0.00	Illegal Element:	0.00
	Costume & Prop violation:	0.00	Fall:	0.00		0.00

Official ISU Sponsors





World Figure Skating Championships® 2005

March 13th – 20th

Moscow / Russia



PAIRS FREE SKATING JUDGES DETAILS

Rank	Name	NOC Code	Total Segment Score	Total Element Score	Program Score (factorized)	Total Component Score	Total Deductions
			=	+		+	-
15	Marina AGANINA / Artem KNYAZEV	UZB	79.16	45.12		34.04	0.00

#	Executed Elements	Base Value	GOE	The Judges Panel (in random order)											Scores of Panel	
1	4Li2	3.5	-0.09	0	0	0	0	0	-1	0	0	0	-1	-1	0	3.41
2	2A+2F+SEQ	4.0	-1.10	-2	-2	-2	-1	-1	-2	-1	-2	-2	-2	-1	-3	2.90
3	2ATh	4.0	-0.60	-2	0	-2	0	-1	-1	0	-1	-1	-1	-1	-2	3.40
4	2Tw	3.5	-0.04	0	0	0	-1	0	0	0	0	0	0	-1	0	3.46
5	2LoTh	3.0	0.00	0	0	0	0	0	0	0	0	0	0	0	0	3.00
6	FCoSp1	2.0	-0.51	-2	0	-1	-2	-1	-2	-2	-1	-1	-2	-1	-2	1.49
7	5ALi2	6.0	-0.13	-1	0	0	-1	0	-1	0	0	0	0	-1	0	5.87
8	SpSt1	2.0	-0.04	0	0	0	-1	0	0	0	0	0	0	-1	0	1.96
9	BoDs2	4.0	-0.50	-1	-1	0	-1	0	0	-1	0	0	-1	-1	0	3.50
10	SIS1	2.0	0.00	0	0	-1	0	0	0	0	0	0	0	0	0	2.00
11	2F	1.7	0.00	0	0	0	0	0	0	0	0	0	0	0	0	1.70
12	5ALi1	5.5	-0.13	-1	0	0	-1	0	0	0	0	0	-1	-1	0	5.37
13	FiDs1	3.0	0.10	0	0	1	0	0	0	1	0	0	0	0	1	3.10
14	PCoSp2	4.0	-0.04	-1	0	0	0	0	0	0	0	0	-1	0	0	3.96
							48.2								45.12	

Program Components

Factor

Skating Skills	1.60	4.25	4.50	4.50	4.25	4.25	3.75	4.50	4.50	4.50	4.25	4.25	4.75	4.32
Transition / Linking Footwork	1.60	4.25	4.75	4.25	4.00	4.00	3.75	3.75	4.00	4.25	4.00	4.00	4.50	4.07
Performance / Execution	1.60	4.25	5.00	4.50	4.00	4.25	3.75	4.00	4.25	4.50	4.25	4.25	4.75	4.25
Choreography / Composition	1.60	4.50	5.00	4.50	4.25	4.25	4.00	4.25	4.75	4.25	4.25	4.25	4.50	4.32
Interpretation	1.60	4.50	4.75	4.25	4.00	4.25	3.75	4.50	4.25	4.25	4.25	4.00	4.75	4.32
Judges Total Program Component Score (factorized)		34.04												

Deductions:

Time Violation:	0.00	Music Violation:	0.00	Illegal Element:	0.00
Costume & Prop violation:	0.00	Fall:	0.00		0.00

Rank	Name	NOC Code	Total Segment Score	Total Element Score	Program Score (factorized)	Total Component Score	Total Deductions
			=	+		+	-
16	Diana RENNIK / Aleksei SAKS	EST	79.06	43.41		35.65	0.00

#	Executed Elements	Base Value	GOE	The Judges Panel (in random order)											Scores of Panel	
1	3STh	4.5	-0.10	-1	0	0	0	0	0	-1	0	0	0	0	-1	4.40
2	3LoTh	5.0	-0.70	-1	0	-1	-1	-1	-1	-1	-1	-1	-1	-1	-1	4.30
3	5Li1	5.0	0.00	0	0	-1	0	0	0	-1	0	-1	0	0	0	5.00
4	FCoSp1	2.0	-0.04	-1	0	0	-1	0	0	0	0	0	0	0	0	1.96
5	SpSt1	2.0	0.00	0	0	0	0	0	0	0	0	0	-1	0	0	2.00
6	2F+1S+SEQ	1.7	-0.43	-2	0	-2	-1	-1	-1	-2	0	-2	-2	-1	-2	1.27
7	3Li2	3.5	-0.39	0	-1	-1	-2	-1	-1	-2	0	0	-1	-1	-2	3.11
8	2Tw	3.5	0.00	0	0	0	0	0	0	0	0	0	-1	0	0	3.50
9	2T	1.3	0.00	0	0	-1	0	0	0	0	0	0	0	0	0	1.30
10	BoDs1	3.5	-0.50	0	-1	-1	-1	-1	0	-1	0	0	-1	-1	0	3.00
11	5Li1	5.0	-0.09	0	0	-1	-1	0	-1	-1	0	0	0	0	0	4.91
12	FiDs2	3.2	0.00	0	0	0	0	0	0	0	0	0	0	0	0	3.20
13	SIS1	2.0	0.00	0	0	0	0	0	0	0	-1	0	-1	0	0	2.00
14	PCoSp1	3.5	-0.04	0	0	0	0	0	-1	0	0	0	-1	0	0	3.46
							45.7								43.41	

Program Components

Factor

Skating Skills	1.60	4.50	4.75	4.50	4.25	4.75	4.50	4.50	4.25	4.75	4.25	4.75	5.00	4.57
Transition / Linking Footwork	1.60	4.25	4.75	4.00	4.25	4.50	4.25	4.00	3.50	4.50	4.00	4.50	4.50	4.32
Performance / Execution	1.60	4.50	5.00	4.25	4.50	4.50	4.50	4.25	3.75	4.50	4.00	4.75	4.50	4.50
Choreography / Composition	1.60	4.50	5.00	4.25	4.25	4.50	4.50	4.00	4.00	4.75	4.25	4.50	4.75	4.46
Interpretation	1.60	4.50	4.75	4.00	4.25	4.75	4.25	4.25	3.50	4.50	4.25	4.25	4.75	4.43
Judges Total Program Component Score (factorized)		35.65												

Deductions:

Time Violation:	0.00	Music Violation:	0.00	Illegal Element:	0.00
Costume & Prop violation:	0.00	Fall:	0.00		0.00

Official ISU Sponsors



MASTERS COLORS

MARY COHR



CELLIER DAUPHINS



GUINOT




MacCoffee



World Figure Skating Championships® 2005

March 13th – 20th

Moscow / Russia



PAIRS FREE SKATING JUDGES DETAILS

Rank	Name	NOC Code	Total Segment Score	Total Element Score	Program Score (factorized)	Total Component Score	Total Deductions
			=	+		+	-
17	Rumiana SPASSOVA / Stanimir TODOROV	BUL	75.89	43.00		33.89	1.00

# Executed Elements	Base Value	GOE	The Judges Panel (in random order)											Scores of Panel		
1	2Tw	3.5	0.00	0	0	-1	0	0	0	1	0	0	0	0	0	3.50
2	2S	1.3	-0.04	-1	0	0	0	-1	0	0	0	0	0	0	0	1.26
3	2STh	2.5	0.21	0	0	1	1	0	1	0	0	0	1	0	1	2.71
4	CCoSp1	2.5	0.00	0	0	0	0	0	0	0	0	0	0	0	-1	2.50
5	5Li1	5.0	-0.26	-1	-1	0	-1	0	-1	0	1	0	-1	-1	-1	4.74
6	5ALi1	5.5	-0.04	0	0	0	0	-1	0	0	0	0	0	-1	0	5.46
7	SpSt1	2.0	0.00	0	0	0	0	0	0	0	0	0	-1	0	0	2.00
8	BoDs1	3.5	-0.70	-2	-1	-1	-1	0	-1	-1	0	0	-1	-1	-1	2.80
9	2LoTh	3.0	0.00	0	0	0	0	0	0	0	0	0	0	0	-1	3.00
10	3Li2	3.5	0.00	0	0	1	0	0	0	0	0	0	0	0	0	3.50
11	2F+2F+SEQ	2.7	-0.17	-1	0	-1	-1	-1	0	-1	-1	-1	0	-1	0	2.53
12	FiDs1	3.0	0.00	0	-1	0	0	0	0	0	0	0	0	0	0	3.00
13	PCoSp2	4.0	0.00	0	0	0	0	0	0	0	0	0	-1	0	0	4.00
14	SiSt1	2.0	0.00	0	0	0	0	0	0	1	0	0	0	0	0	2.00
							44.0								43.00	

Program Components

Factor

Skating Skills	1.60	4.25	3.75	4.00	4.00	4.25	4.25	4.25	4.25	4.50	3.75	4.25	4.25	4.14
Transition / Linking Footwork	1.60	4.00	4.00	3.50	4.25	4.25	4.25	4.50	3.50	4.25	4.00	4.00	4.00	4.11
Performance / Execution	1.60	4.25	4.50	4.00	4.00	4.50	4.50	4.50	4.00	4.50	4.00	4.00	4.00	4.25
Choreography / Composition	1.60	4.25	4.50	4.25	4.25	4.25	4.50	4.50	4.00	4.50	4.25	4.25	4.00	4.32
Interpretation	1.60	4.50	4.25	4.50	4.00	4.50	4.50	4.75	3.75	4.50	4.00	4.25	4.50	4.36
Judges Total Program Component Score (factorized)														33.89

Deductions:	Time Violation:	-1.00	Music Violation:	0.00	Illegal Element:	0.00							
	Costume & Prop violation:	0.00	Fall:	0.00								-1.00	

Rank	Name	NOC Code	Total Segment Score	Total Element Score	Program Score (factorized)	Total Component Score	Total Deductions
			=	+		+	-
18	Julia SHAPIRO / Vadim AKOLZIN	ISR	71.96	39.90		32.06	0.00

# Executed Elements	Base Value	GOE	The Judges Panel (in random order)											Scores of Panel		
1	2A	3.3	-0.60	-1	0	-1	-1	0	-1	-1	0	-1	-1	-1	-1	2.70
2	5Li1	5.0	-0.26	0	-1	-2	-1	0	-1	-1	-1	0	-1	-1	-1	4.74
3	3STh	4.5	-1.40	-2	-2	-2	-1	-2	-2	-2	-2	-1	-2	-2	-2	3.10
4	2Tw	3.5	-0.26	-1	0	-2	-1	-1	0	-1	0	0	-1	-1	-2	3.24
5	2A+COMBO	3.3	-1.10	-2	-1	-1	-1	-1	-2	-2	-2	-2	-2	-1	-2	2.20
6	2T*	0.0	0.00	-1	0	0	0	0	0	0	-2	0	0	0	0	0.00
7	FCoSp1	2.0	-0.13	-1	0	0	0	0	-1	0	0	0	-1	0	-1	1.87
8	4Li1	3.0	-0.04	0	0	-1	0	0	0	-1	0	0	0	-1	0	2.96
9	SpSt1	2.0	0.00	0	0	0	0	0	0	0	0	0	0	0	0	2.00
10	2TTh	2.5	0.00	0	0	0	0	0	0	0	0	0	0	0	0	2.50
11	BoDs2	4.0	-0.70	-2	-1	-1	0	-1	-1	-1	0	0	-1	-1	-1	3.30
12	3Li1	3.0	-0.21	0	0	-1	-1	0	-1	-1	-1	0	-1	-1	-1	2.79
13	SiSt1	2.0	0.00	0	0	0	-1	0	0	0	0	0	0	0	0	2.00
14	FiDs1	3.0	0.00	0	0	-1	0	0	0	0	0	0	0	0	0	3.00
15	PCoSp1	3.5	0.00	0	0	0	0	0	0	0	0	0	-1	0	0	3.50
							44.6								39.90	

Program Components

Factor

Skating Skills	1.60	4.25	4.00	3.50	4.50	4.25	4.25	4.00	4.00	4.25	4.00	4.00	4.25	4.14
Transition / Linking Footwork	1.60	4.00	4.25	3.25	4.00	4.00	3.75	3.50	3.50	4.00	3.75	3.75	3.75	3.86
Performance / Execution	1.60	4.25	4.25	3.50	4.25	4.00	4.00	3.75	3.50	4.00	4.00	4.00	3.75	4.04
Choreography / Composition	1.60	4.25	4.00	3.50	4.25	4.00	4.25	3.75	3.75	4.00	4.00	3.75	4.00	4.04
Interpretation	1.60	4.25	4.25	3.25	4.00	4.25	4.00	3.50	3.25	4.25	3.75	3.75	3.75	3.96
Judges Total Program Component Score (factorized)														32.06

Deductions:	Time Violation:	0.00	Music Violation:	0.00	Illegal Element:	0.00							
	Costume & Prop violation:	0.00	Fall:	0.00								0.00	

Official ISU Sponsors





World Figure Skating Championships® 2005

March 13th – 20th

Moscow / Russia



PAIRS FREE SKATING JUDGES DETAILS

Rank	Name	NOC Code	Total Segment Score	Total Element Score	Program Score (factorized)	Total Component	Total Deductions
			=	+		+	-
19	Olga BOGUSLAVSKA / Andrei BROVENKO	LAT	66.06	36.40		31.66	2.00

#	Executed Elements	Base Value	GOE	The Judges Panel (in random order)											Scores of Panel	
1	1A	0.8	-0.50	-3	-3	-3	-3	-3	-3	-3	-3	-3	-3	-2	-3	0.30
2	2Tw	3.5	0.00	0	0	0	0	0	0	0	0	0	0	0	-1	3.50
3	3STh	4.5	-2.00	-3	-3	-3	-3	-3	-3	-3	-3	-3	-2	-3	-3	2.50
4	2Lo+2T+SEQ	2.2	-0.77	-2	-2	-3	-3	-3	-3	-2	-3	-2	-2	-2	-3	1.43
5	FCoSp3	3.0	-0.09	0	0	0	0	0	-1	-2	0	0	-1	0	0	2.91
6	5Li1	5.0	-0.04	-1	0	-1	-1	0	0	0	0	0	0	0	0	4.96
7	2LoTh	3.0	-0.51	-1	-2	-2	-3	-2	-1	-2	-2	-2	-2	-2	-1	2.49
8	BiDs1	3.0	-0.30	-1	0	0	0	0	-1	-1	0	0	0	0	-1	2.70
9	4Li1	3.0	-0.34	-1	-1	-1	-1	-1	-1	-2	-2	-1	-1	-1	-2	2.66
10	4Li1	3.0	-0.26	-1	0	-1	-1	0	-1	-2	0	0	-1	-1	-1	2.74
11	SpSt1	2.0	0.00	0	0	0	0	0	-1	0	0	0	0	0	0	2.00
12	FiDs2	3.2	-0.40	-1	-1	-1	0	0	-1	-1	-1	-2	-1	0	0	2.80
13	SIS1	2.0	-0.09	0	0	0	0	0	-1	-1	-1	0	-1	0	0	1.91
14	PCoSp1	3.5	0.00	0	0	0	0	0	0	0	0	-1	-1	0	0	3.50
		41.7														36.40

Program Components

Factor

Skating Skills	1.60	4.00	3.50	4.25	3.75	4.25	4.50	3.50	4.00	4.25	4.25	4.25	4.50	4.07
Transition / Linking Footwork	1.60	4.00	3.75	3.75	3.50	4.00	4.00	3.25	3.25	4.00	3.75	4.00	4.00	3.86
Performance / Execution	1.60	4.25	4.00	3.75	3.75	3.75	4.25	3.50	3.50	4.00	3.75	4.00	4.00	3.93
Choreography / Composition	1.60	4.25	4.00	4.00	3.75	4.25	4.25	3.50	3.75	4.00	4.00	4.00	4.00	4.04
Interpretation	1.60	4.00	3.75	4.00	3.50	4.25	4.00	3.25	3.25	4.00	4.00	4.00	4.00	3.89
Judges Total Program Component Score (factorized)														31.66

Deductions:

Time Violation:	0.00	Music Violation:	0.00	Illegal Element:	0.00
Costume & Prop violation:	0.00	Fall:	-2.00		
					-2.00

printed: 16.03.2005 22:47:20

Official ISU Sponsors



MASTERS COLORS

MARY COHR



GUINOT





World Figure Skating Championships® 2005

March 13th – 20th

Moscow / Russia



PAIRS SHORT PROGRAM JUDGES DETAILS

Rank	Name	NOC Code	Total Segment Score	Total Element Score	Program Score (factorized)	Total Component Score	Total Deductions
			=	+		+	-
1	Tatiana TOTMIANINA / Maxim MARININ	RUS	70.12	37.44		32.68	0.00

# Executed Elements	Base Value	GOE	The Judges Panel (in random order)											Scores of Panel		
1 BiDs3	3.5	0.50	1	1	0	1	1	2	0	0	1	1	1	1	1	4.00
2 SpSt3	3.4	1.00	1	1	1	1	1	1	1	1	1	0	1	1	1	4.40
3 3LoTh	5.0	1.00	2	1	2	2	0	2	1	1	1	2	1	2	6.00	
4 3T	4.0	1.29	2	1	2	2	1	2	1	1	1	1	1	1	5.29	
5 2Tw	3.5	0.29	1	1	1	0	0	1	0	0	1	1	0	1	3.79	
6 5ALi1	5.5	-0.04	1	0	-1	-1	0	0	0	0	0	0	0	1	5.46	
7 FCCoSp3	3.5	0.00	0	0	0	0	0	1	0	0	0	0	0	1	3.50	
8 PCoSp3	4.5	0.50	1	1	2	1	1	1	1	1	1	1	1	1	5.00	
32.9														37.44		

Program Components

Factor

Skating Skills	0.80	8.50	8.25	8.25	8.50	8.25	8.25	8.00	8.00	8.25	8.25	7.75	8.50	8.25
Transition / Linking Footwork	0.80	8.25	8.00	7.75	8.00	7.75	8.00	7.75	7.75	8.00	8.50	7.25	8.00	7.93
Performance / Execution	0.80	8.50	8.25	8.25	8.25	8.00	8.25	8.25	8.25	8.50	8.50	7.50	8.25	8.32
Choreography / Composition	0.80	8.50	8.25	8.00	8.25	8.00	8.00	7.75	8.25	8.00	8.50	7.75	8.50	8.18
Interpretation	0.80	8.75	8.25	8.25	8.00	8.00	8.25	8.00	8.25	8.00	8.50	7.75	8.25	8.18

Judges Total Program Component Score (factorized)

Deductions:	Time Violation:	0.00	Music Violation:	0.00	Illegal Element:	0.00	0.00
	Costume & Prop violation:	0.00	Fall:	0.00			

Rank	Name	NOC Code	Total Segment Score	Total Element Score	Program Score (factorized)	Total Component Score	Total Deductions
			=	+		+	-
2	Maria PETROVA / Alexei TIKHONOV	RUS	66.94	36.91		30.03	0.00

# Executed Elements	Base Value	GOE	The Judges Panel (in random order)											Scores of Panel	
1 3T	4.0	0.43	1	0	2	1	1	0	0	0	0	0	0	0	4.43
2 2Tw	3.5	0.21	0	1	1	1	0	1	0	0	0	1	0	1	3.71
3 3LoTh	5.0	0.60	1	1	1	0	1	1	1	1	0	1	1	2	5.60
4 5ALi3	6.5	0.86	1	1	0	2	1	1	1	0	1	1	1	2	7.36
5 FCCoSp2	3.0	0.43	2	1	1	1	1	1	0	1	1	0	1	1	3.43
6 SpSt3	3.4	0.71	1	1	1	0	0	1	0	1	1	1	1	1	4.11
7 BiDs3	3.5	0.70	1	1	1	1	1	1	0	1	1	1	2	1	4.20
8 PCoSp2	4.0	0.07	0	0	0	0	0	0	0	0	1	1	1	1	4.07
32.9														36.91	

Program Components

Factor

Skating Skills	0.80	7.50	7.75	7.50	7.50	7.50	7.25	7.75	8.00	7.50	7.50	7.25	8.50	7.57
Transition / Linking Footwork	0.80	7.00	7.75	6.25	7.00	7.75	6.75	7.75	7.50	7.00	7.75	7.25	8.00	7.39
Performance / Execution	0.80	7.25	8.00	7.50	7.25	7.50	7.00	8.00	7.75	7.00	7.75	7.50	8.25	7.57
Choreography / Composition	0.80	7.00	8.00	7.25	7.50	7.50	7.00	7.75	7.75	7.25	7.50	7.50	8.25	7.50
Interpretation	0.80	7.25	7.75	7.50	7.00	7.50	7.00	7.75	8.00	7.25	7.50	7.25	8.50	7.50

Judges Total Program Component Score (factorized)

Deductions:	Time Violation:	0.00	Music Violation:	0.00	Illegal Element:	0.00	0.00
	Costume & Prop violation:	0.00	Fall:	0.00			

Official ISU Sponsors





World Figure Skating Championships® 2005

March 13th – 20th

Moscow / Russia



PAIRS SHORT PROGRAM JUDGES DETAILS

Rank	Name	NOC Code	Total Segment Score	Total Element Score	Program Score (factorized)	Total Component Score	Total Deductions
			=	+		+	-
3	Xue SHEN / Hongbo ZHAO	CHN	66.00	34.72		31.28	0.00

# Executed Elements	Base Value	GOE	The Judges Panel (in random order)											Scores of Panel		
1 3T	4.0	-0.43	-1	0	-1	-1	0	0	0	0	0	0	-1	0	0	3.57
2 5ALi2	6.0	1.00	2	1	1	2	0	1	1	0	1	1	1	1	7.00	
3 3LoTh	5.0	1.20	2	1	2	2	1	2	2	1	2	2	2	2	6.20	
4 FCoSp1	2.5	-0.47	-2	-2	-2	-2	-1	-1	-1	-1	-3	-1	-2	-1	2.03	
5 2Tw	3.5	0.86	2	2	2	2	1	1	1	0	2	2	2	1	4.36	
6 SpSt3	3.4	1.00	1	1	2	2	1	1	0	0	1	1	1	0	4.40	
7 PCoSp2	4.0	-0.04	0	-1	0	1	0	1	0	0	0	-1	0	0	3.96	
8 BiDs2	3.2	0.00	0	0	0	0	0	1	0	0	0	0	1	0	3.20	
31.6															34.72	

Program Components

Factor

Skating Skills	0.80	8.00	8.25	8.25	8.00	7.75	8.00	7.75	7.25	8.00	8.00	8.25	8.00	7.96	
Transition / Linking Footwork	0.80	8.00	8.25	7.75	7.50	7.75	7.75	7.50	7.00	7.50	8.00	8.00	7.50	7.71	
Performance / Execution	0.80	8.25	8.00	8.00	7.75	7.50	8.00	7.50	7.25	7.00	7.75	8.00	7.75	7.68	
Choreography / Composition	0.80	8.00	8.25	8.00	8.00	7.50	7.75	7.75	7.25	7.75	8.25	8.25	7.75	7.89	
Interpretation	0.80	8.00	8.25	8.25	7.50	7.50	7.75	7.50	7.25	8.00	8.25	8.00	7.75	7.86	
Judges Total Program Component Score (factorized)															31.28

Deductions:

Time Violation:	0.00	Music Violation:	0.00	Illegal Element:	0.00
Costume & Prop violation:	0.00	Fall:	0.00		0.00

Rank	Name	NOC Code	Total Segment Score	Total Element Score	Program Score (factorized)	Total Component Score	Total Deductions
			=	+		+	-
4	Dan ZHANG / Hao ZHANG	CHN	64.19	35.85		28.34	0.00

# Executed Elements	Base Value	GOE	The Judges Panel (in random order)											Scores of Panel	
1 5ALi2	6.0	1.00	2	1	1	1	1	2	1	0	1	1	1	1	7.00
2 3S	4.5	0.43	1	1	1	1	0	0	0	0	0	1	0	4.93	
3 CCoSp1	2.5	0.29	1	0	0	1	1	1	0	1	1	0	1	2.79	
4 3LoTh	5.0	0.50	1	1	1	0	1	2	0	0	1	1	1	5.50	
5 2Tw	3.5	0.79	2	2	2	2	1	2	1	1	2	1	1	4.29	
6 SpSt3	3.4	0.57	1	0	2	1	0	1	0	0	1	1	1	3.97	
7 PCoSp2	4.0	0.07	0	0	1	0	0	1	0	0	1	0	0	4.07	
8 BiDs1	3.0	0.30	1	1	1	0	0	1	0	0	1	0	1	3.30	
31.9															35.85

Program Components

Factor

Skating Skills	0.80	7.00	7.50	6.75	7.25	7.50	7.25	7.00	7.00	7.50	7.50	7.25	7.50	7.25	
Transition / Linking Footwork	0.80	6.75	7.00	6.25	6.75	7.50	7.00	6.75	6.75	7.25	7.50	7.00	7.25	6.96	
Performance / Execution	0.80	7.00	7.50	6.25	7.00	7.50	7.25	6.75	6.75	7.50	7.75	7.25	7.25	7.14	
Choreography / Composition	0.80	6.75	7.25	6.50	7.25	7.50	7.00	7.00	6.75	7.25	7.25	7.00	7.25	7.07	
Interpretation	0.80	6.00	7.25	6.50	7.00	7.25	7.00	7.00	7.00	7.00	7.25	7.25	7.50	7.00	
Judges Total Program Component Score (factorized)															28.34

Deductions:

Time Violation:	0.00	Music Violation:	0.00	Illegal Element:	0.00
Costume & Prop violation:	0.00	Fall:	0.00		0.00

Official ISU Sponsors





World Figure Skating Championships® 2005

March 13th – 20th

Moscow / Russia



PAIRS SHORT PROGRAM JUDGES DETAILS

Rank	Name	NOC Code	Total Segment Score	Total Element Score	Program Score (factorized)	Total Component Score	Total Deductions
			=	+		+	-
5	Qing PANG / Jian TONG	CHN	64.02	35.05		28.97	0.00

# Executed Elements	Base Value	GOE	The Judges Panel (in random order)											Scores of Panel	
1 3T	4.0	0.00	0	0	0	0	0	1	0	0	0	0	1	0	4.00
2 3LoTh	5.0	1.00	2	1	1	2	1	1	1	0	2	2	2	0	6.00
3 2Tw	3.5	0.43	1	1	1	2	1	1	0	0	1	1	0	3.93	
4 CCoSp2	3.0	-0.04	0	0	0	0	-1	0	0	0	-1	0	-1	2.96	
5 5ALi2	6.0	1.00	1	1	1	1	1	1	1	0	1	1	0	7.00	
6 PCoSp2	4.0	0.00	0	0	0	0	0	0	0	0	0	1	0	4.00	
7 SpSt2	3.1	0.36	1	1	1	1	0	1	0	0	1	1	0	3.46	
8 BiDs1	3.0	0.70	2	1	2	1	0	1	1	1	0	1	0	3.70	
		31.6												35.05	

Program Components

Factor

Skating Skills	0.80	7.25	7.50	7.25	7.50	7.50	7.50	7.25	6.75	7.25	7.25	7.50	7.00	7.32
Transition / Linking Footwork	0.80	7.50	7.25	7.00	7.00	7.25	7.50	7.25	6.50	6.75	7.00	7.00	6.75	7.07
Performance / Execution	0.80	7.50	7.50	7.50	7.50	7.50	7.50	6.75	7.00	7.50	7.25	6.75	7.43	
Choreography / Composition	0.80	7.25	7.50	7.25	7.50	7.25	7.25	7.50	6.75	7.00	7.00	7.25	7.25	
Interpretation	0.80	7.00	7.75	7.50	7.00	7.25	7.75	7.25	6.75	6.75	7.25	7.25	7.00	7.14
Judges Total Program Component Score (factorized)														28.97

Deductions:

Time Violation:	0.00	Music Violation:	0.00	Illegal Element:	0.00
Costume & Prop violation:	0.00	Fall:	0.00		0.00

Rank	Name	NOC Code	Total Segment Score	Total Element Score	Program Score (factorized)	Total Component Score	Total Deductions
			=	+		+	-
6	Julia OBERTAS / Sergei SLAVNOV	RUS	61.14	33.31		27.83	0.00

# Executed Elements	Base Value	GOE	The Judges Panel (in random order)											Scores of Panel	
1 3T	4.0	0.00	0	0	0	0	0	0	0	0	0	0	0	1	4.00
2 3FTh	5.0	0.20	0	0	1	1	1	0	0	0	0	0	0	1	5.20
3 2Tw	3.5	0.36	1	1	2	1	0	1	0	0	1	1	1	1	3.86
4 SpSt2	3.1	0.21	1	0	1	0	0	1	0	0	1	1	1	1	3.31
5 FCCoSp3	3.5	-0.17	-3	-1	0	-2	0	0	0	0	-1	0	0	1	3.33
6 5ALi2	6.0	0.14	-1	0	0	0	1	0	0	0	0	1	-1	2	6.14
7 BiDs1	3.0	0.40	0	1	0	1	0	1	1	0	1	1	2	3.40	
8 PCoSp2	4.0	0.07	0	0	0	-1	1	1	0	0	1	0	1	1	4.07
		32.1												33.31	

Program Components

Factor

Skating Skills	0.80	7.00	7.25	6.75	7.00	7.50	6.75	7.50	7.25	6.50	6.75	7.25	8.00	7.07
Transition / Linking Footwork	0.80	6.25	7.00	6.00	6.50	7.50	6.50	7.50	7.25	6.25	6.25	7.00	7.75	6.71
Performance / Execution	0.80	6.50	7.25	6.25	6.75	7.50	7.00	7.75	7.50	6.75	6.75	7.50	8.00	7.00
Choreography / Composition	0.80	6.75	7.25	6.00	7.00	7.75	7.00	7.75	7.50	6.75	6.50	7.25	8.00	7.07
Interpretation	0.80	6.50	7.25	6.50	6.75	7.75	7.00	7.50	7.50	6.50	6.50	7.25	8.25	6.93
Judges Total Program Component Score (factorized)														27.83

Deductions:

Time Violation:	0.00	Music Violation:	0.00	Illegal Element:	0.00
Costume & Prop violation:	0.00	Fall:	0.00		0.00

Official ISU Sponsors





World Figure Skating Championships® 2005

March 13th – 20th

Moscow / Russia



PAIRS SHORT PROGRAM JUDGES DETAILS

Rank	Name	NOC Code	Total Segment Score	Total Element Score	Program Score (factorized)	Total Component Score	Total Deductions
			=	+		+	-
7	Dorota ZAGORSKA / Mariusz SIUDEK	POL	60.02	34.25		25.77	0.00

# Executed Elements	Base Value	GOE	The Judges Panel (in random order)											Scores of Panel	
1 3STh	4.5	0.70	1	1	1	1	1	1	1	0	1	1	0	0	5.20
2 3T	4.0	0.00	0	0	0	0	-1	0	0	0	0	0	0	-1	4.00
3 CCoSp2	3.0	-0.04	-1	0	0	0	0	-1	0	0	-1	0	-1	-1	2.96
4 PCoSp2	4.0	0.29	1	0	1	1	0	1	0	0	1	1	1	0	4.29
5 2Tw	3.5	0.29	1	1	1	1	0	1	0	0	0	1	1	0	3.79
6 SpSt2	3.1	0.00	0	0	0	0	0	0	0	0	0	0	1	0	3.10
7 5ALi3	6.5	0.71	2	1	0	2	1	1	0	0	1	0	1	2	7.21
8 BiDs3	3.5	0.20	0	0	1	1	0	0	-1	0	1	0	0	1	3.70
32.1														34.25	

Program Components

Factor

Skating Skills	0.80	6.50	6.25	6.25	6.75	7.50	5.75	6.25	6.50	6.75	6.50	7.25	6.75	6.50
Transition / Linking Footwork	0.80	6.25	6.00	6.25	6.25	7.50	5.50	6.50	6.00	6.50	6.50	6.75	6.25	6.32
Performance / Execution	0.80	6.50	6.50	6.50	6.50	7.50	6.00	6.25	6.25	6.00	6.50	7.00	6.50	6.43
Choreography / Composition	0.80	6.75	6.25	6.50	6.75	7.25	6.00	6.00	6.50	6.75	6.50	7.00	6.75	6.57
Interpretation	0.80	7.00	6.25	6.50	6.25	7.25	5.75	6.25	6.25	6.00	6.25	7.25	6.75	6.39
Judges Total Program Component Score (factorized)														25.77

Deductions:

Time Violation:	0.00	Music Violation:	0.00	Illegal Element:	0.00
Costume & Prop violation:	0.00	Fall:	0.00		0.00

Rank	Name	NOC Code	Total Segment Score	Total Element Score	Program Score (factorized)	Total Component Score	Total Deductions
			=	+		+	-
8	Aliona SAVCHENKO / Robin SZOLKOWY	GER	58.74	33.85		24.89	0.00

# Executed Elements	Base Value	GOE	The Judges Panel (in random order)											Scores of Panel	
1 3T	4.0	0.29	0	0	1	1	0	1	0	1	0	0	1	0	4.29
2 2Tw	3.5	0.07	0	1	0	0	0	1	0	0	1	0	1	1	3.57
3 3STh	4.5	0.50	0	1	1	1	1	0	1	1	0	0	1	1	5.00
4 BiDs3	3.5	0.00	0	0	0	0	0	0	0	0	0	1	0	0	3.50
5 5ALi2	6.0	0.29	1	0	1	0	0	1	0	0	1	0	0	0	6.29
6 FCCoSp3	3.5	-0.04	-1	1	0	0	-1	0	0	0	0	0	-1	0	3.46
7 PCoSp2	4.0	0.14	1	0	1	1	0	0	0	0	0	0	1	1	4.14
8 SpSt2	3.1	0.50	1	1	2	1	0	1	1	1	1	1	1	1	3.60
32.1														33.85	

Program Components

Factor

Skating Skills	0.80	7.00	6.50	6.25	6.25	5.75	6.25	7.25	6.25	6.00	5.50	6.50	6.75	6.29
Transition / Linking Footwork	0.80	6.75	6.50	5.75	5.75	5.75	6.25	7.25	6.00	5.50	5.50	6.25	6.50	6.00
Performance / Execution	0.80	6.75	6.75	6.50	6.00	5.75	6.50	7.50	6.25	6.25	5.25	6.75	6.75	6.32
Choreography / Composition	0.80	6.75	6.75	6.25	6.25	5.50	6.25	7.50	6.50	5.75	5.25	6.50	6.75	6.25
Interpretation	0.80	6.50	6.75	6.50	6.00	5.75	6.25	7.50	6.25	6.00	5.25	6.50	6.75	6.25
Judges Total Program Component Score (factorized)														24.89

Deductions:

Time Violation:	0.00	Music Violation:	0.00	Illegal Element:	0.00
Costume & Prop violation:	0.00	Fall:	0.00		0.00

Official ISU Sponsors





World Figure Skating Championships® 2005

March 13th – 20th

Moscow / Russia



PAIRS SHORT PROGRAM JUDGES DETAILS

Rank	Name	NOC Code	Total Segment Score	Total Element Score	Program Score (factorized)	Total Component Score	Total Deductions
			=	+		+	-
9	Utako WAKAMATSU / Jean-Sebastien FECTEAU	CAN	57.19	33.07		24.12	0.00

# Executed Elements	Base Value	GOE	The Judges Panel (in random order)											Scores of Panel			
1	3T	4.0	0.00	0	0	0	0	0	0	0	0	0	0	0	0	0	4.00
2	3STh	4.5	-0.10	-1	0	0	0	0	0	0	0	0	0	-1	0	0	4.40
3	2Tw	3.5	0.00	0	0	-1	0	0	0	0	0	0	0	0	0	0	3.50
4	SpSt3	3.4	0.57	1	0	1	1	1	0	1	0	0	1	1	0	1	3.97
5	PCoSp2	4.0	0.00	0	0	0	0	0	0	1	0	0	1	0	0	1	4.00
6	CCoSp2	3.0	0.00	-1	0	0	0	0	0	0	0	0	0	-1	0	0	3.00
7	5ALi2	6.0	1.00	1	1	1	1	1	2	1	0	1	1	0	1	1	7.00
8	BiDs2	3.2	0.00	0	0	0	0	0	0	1	0	0	0	0	0	1	3.20
		31.6															33.07

Program Components

Factor

Skating Skills	0.80	5.75	6.50	5.75	6.00	6.50	6.25	6.25	6.00	6.75	5.75	5.50	6.75	6.11
Transition / Linking Footwork	0.80	5.25	6.25	5.75	5.50	6.50	6.50	6.25	5.75	6.00	5.75	5.00	6.25	5.89
Performance / Execution	0.80	5.50	6.25	6.00	5.50	6.50	6.50	6.25	5.75	6.50	6.00	5.25	6.75	6.07
Choreography / Composition	0.80	5.25	6.50	5.75	6.00	6.50	6.50	6.25	5.75	6.50	5.75	5.50	6.50	6.07
Interpretation	0.80	5.00	6.25	6.00	5.50	6.75	6.75	6.00	5.75	6.75	5.75	5.25	6.50	6.00
Judges Total Program Component Score (factorized)														24.12

Deductions:

Time Violation:	0.00	Music Violation:	0.00	Illegal Element:	0.00
Costume & Prop violation:	0.00	Fall:	0.00		0.00

Rank	Name	NOC Code	Total Segment Score	Total Element Score	Program Score (factorized)	Total Component Score	Total Deductions
			=	+		+	-
10	Valerie MARCOUX / Craig BUNTIN	CAN	55.94	31.14		24.80	0.00

# Executed Elements	Base Value	GOE	The Judges Panel (in random order)											Scores of Panel		
1	3T	4.0	-2.00	-2	-2	-2	-2	-2	-2	-2	-2	-2	-2	-2	-2	2.00
2	5ALi2	6.0	0.86	1	1	1	1	1	1	0	0	1	1	1	1	6.86
3	SpSt3	3.4	0.14	0	0	1	0	0	0	0	0	1	1	1	0	3.54
4	FCCoSp2	3.0	0.00	0	0	0	0	0	1	0	0	0	0	1	0	3.00
5	2Tw	3.5	0.07	0	1	0	1	0	0	0	0	0	0	0	0	3.57
6	PCoSp2	4.0	0.07	0	0	1	0	0	1	0	1	0	0	1	0	4.07
7	3LoTh	5.0	-0.10	-1	0	0	0	0	0	0	0	-1	0	0	0	4.90
8	BiDs2	3.2	0.00	0	0	0	0	0	0	0	0	0	0	0	-1	3.20
		32.1														31.14

Program Components

Factor

Skating Skills	0.80	6.25	5.50	6.50	6.25	6.50	6.00	5.75	6.50	6.00	6.25	6.25	6.75	6.21
Transition / Linking Footwork	0.80	6.50	5.50	6.25	6.00	6.50	6.25	6.00	6.00	5.75	6.25	6.75	6.25	6.11
Performance / Execution	0.80	6.25	5.50	6.25	6.00	6.50	6.00	6.25	6.25	6.00	6.00	6.50	6.50	6.14
Choreography / Composition	0.80	6.25	5.50	6.25	6.25	6.50	6.00	6.25	6.25	6.00	6.25	6.75	6.25	6.21
Interpretation	0.80	6.75	5.50	6.50	6.00	6.75	6.25	6.25	6.50	6.00	6.25	6.75	6.75	6.32
Judges Total Program Component Score (factorized)														24.80

Deductions:

Time Violation:	0.00	Music Violation:	0.00	Illegal Element:	0.00
Costume & Prop violation:	0.00	Fall:	0.00		0.00

Official ISU Sponsors





World Figure Skating Championships® 2005

March 13th – 20th

Moscow / Russia



PAIRS SHORT PROGRAM JUDGES DETAILS

Rank	Name	NOC Code	Total Segment Score	Total Element Score	Program Score (factorized)	Total Component Score	Total Deductions
			=	+		+	-
11	Tatiana VOLOSZHAR / Stanislav MOROZOV	UKR	55.75	32.36		23.39	0.00

# Executed Elements	Base Value	GOE	The Judges Panel (in random order)											Scores of Panel		
1	3T	4.0	0.00	0	0	0	0	0	1	0	0	0	0	1	0	4.00
2	2Tw	3.5	0.71	2	1	2	2	1	2	1	1	2	1	2	1	4.21
3	3LoTh	5.0	-0.40	-1	0	0	1	-1	0	0	-1	-1	-1	0	0	4.60
4	5Li3	6.0	0.21	2	1	0	-1	1	1	0	0	1	0	0	1	6.21
5	BiDs3	3.5	0.10	1	1	-1	0	0	1	0	0	0	0	1	2	3.60
6	CCoSp1	2.5	0.07	0	0	0	1	0	0	0	0	1	0	0	0	2.57
7	SpSt2	3.1	0.00	0	0	0	0	0	1	0	0	0	0	0	1	3.10
8	PCoSp2	4.0	0.07	0	0	-1	1	0	1	0	1	0	0	1	0	4.07
		31.6														32.36

Program Components

Factor

Skating Skills	0.80	7.00	6.25	5.25	6.00	5.75	7.50	6.00	6.25	6.00	5.50	6.50	6.75	5.96
Transition / Linking Footwork	0.80	5.75	6.25	4.75	5.50	5.75	7.50	5.75	5.75	5.50	5.50	6.25	6.50	5.64
Performance / Execution	0.80	6.50	6.50	5.00	5.75	5.75	7.25	6.00	5.75	6.00	5.50	6.00	6.75	5.89
Choreography / Composition	0.80	6.75	6.50	5.25	6.00	6.00	7.25	6.25	6.00	5.75	5.50	6.25	6.50	6.00
Interpretation	0.80	6.00	6.50	5.00	5.50	5.75	7.25	5.75	6.00	5.50	5.75	5.75	6.75	5.75
Judges Total Program Component Score (factorized)														23.39

Deductions:

Time Violation:	0.00	Music Violation:	0.00	Illegal Element:	0.00
Costume & Prop violation:	0.00	Fall:	0.00		0.00

Rank	Name	NOC Code	Total Segment Score	Total Element Score	Program Score (factorized)	Total Component Score	Total Deductions
			=	+		+	-
12	Rena INOUE / John BALDWIN, jr.	USA	54.98	30.76		24.22	0.00

# Executed Elements	Base Value	GOE	The Judges Panel (in random order)											Scores of Panel		
1	2Lz	1.9	-0.21	-2	-1	-1	0	0	-2	0	0	-2	-1	-2	0	1.69
2	3LoTh	5.0	0.20	1	0	1	1	0	1	0	0	0	0	0	0	5.20
3	2Tw	3.5	0.14	0	1	1	0	0	0	0	1	0	0	0	0	3.64
4	FCCoSp2	3.0	0.43	1	0	1	1	1	0	0	1	1	1	1	-1	3.43
5	SpSt2	3.1	0.29	1	1	1	0	0	1	0	0	1	1	1	0	3.39
6	5ALi2	6.0	0.14	1	0	0	1	0	0	0	0	0	0	0	0	6.14
7	PCoSp2	4.0	0.07	0	0	0	1	1	0	0	0	0	0	0	0	4.07
8	BiDs1	3.0	0.20	0	0	1	0	0	0	1	0	1	0	0	0	3.20
		29.5														30.76

Program Components

Factor

Skating Skills	0.80	6.50	6.50	6.50	6.25	6.00	5.25	5.25	6.00	6.25	6.00	6.25	5.50	6.21
Transition / Linking Footwork	0.80	6.25	6.25	6.25	5.75	6.00	5.50	5.00	5.75	5.75	5.75	6.00	5.25	5.93
Performance / Execution	0.80	6.50	6.50	6.50	6.00	5.75	5.50	5.50	6.00	6.25	6.00	6.25	5.50	6.14
Choreography / Composition	0.80	6.25	6.25	6.25	6.25	5.75	5.25	5.25	6.00	6.00	5.75	6.25	5.25	6.04
Interpretation	0.80	6.50	6.25	6.25	6.00	5.75	5.25	5.50	6.00	5.75	5.75	6.00	5.50	5.96
Judges Total Program Component Score (factorized)														24.22

Deductions:

Time Violation:	0.00	Music Violation:	0.00	Illegal Element:	0.00
Costume & Prop violation:	0.00	Fall:	0.00		0.00

Official ISU Sponsors





World Figure Skating Championships® 2005

March 13th – 20th

Moscow / Russia



PAIRS SHORT PROGRAM JUDGES DETAILS

Rank	Name	NOC Code	Total Segment Score	Total Element Score	Program Score (factorized)	Total Component Score	Total Deductions
			=	+		+	-
13	Marilyn PLA / Yannick BONHEUR	FRA	49.55	30.01		19.54	0.00

# Executed Elements	Base Value	GOE	The Judges Panel (in random order)											Scores of Panel			
1 3T	4.0	0.00	0	0	0	1	0	0	0	0	0	0	0	0	0	-1	4.00
2 3LoTh	5.0	0.10	0	0	1	0	1	1	0	0	0	0	0	0	0	0	5.10
3 BiDs2	3.2	0.00	0	0	0	0	0	0	0	0	0	1	0	0	-1	3.20	
4 PCoSp1	3.5	0.00	0	0	-1	0	0	0	0	0	0	0	0	0	0	3.50	
5 2Tw	3.5	0.00	1	0	0	0	-1	0	0	0	0	0	0	0	0	3.50	
6 SpSt1	2.0	0.00	0	0	0	0	0	0	-1	0	0	0	0	0	0	2.00	
7 5Li2	5.5	0.00	0	0	0	0	0	0	0	0	0	0	0	0	0	5.50	
8 FCCoSp2	3.0	0.21	1	0	1	1	0	0	0	0	1	0	0	0	-1	3.21	
		29.7												30.01			

Program Components

Program Components	Factor	The Judges Panel (in random order)											Scores of Panel	
Skating Skills	0.80	4.75	4.75	5.25	5.75	4.75	4.75	5.50	4.75	5.25	5.00	4.75	4.75	5.04
Transition / Linking Footwork	0.80	4.25	4.50	5.00	5.25	4.50	5.00	5.00	4.25	4.75	4.75	4.25	4.50	4.68
Performance / Execution	0.80	4.50	4.50	5.50	5.50	4.75	4.50	5.50	4.50	5.00	5.00	4.50	4.75	4.96
Choreography / Composition	0.80	4.00	4.50	5.50	5.75	4.75	4.75	5.50	4.50	5.25	4.75	4.75	4.75	4.96
Interpretation	0.80	4.50	4.50	5.25	5.25	4.75	4.75	5.00	4.50	4.75	4.75	4.50	4.75	4.79
Judges Total Program Component Score (factorized)													19.54	

Deductions:	Time Violation:	0.00	Music Violation:	0.00	Illegal Element:	0.00
Costume & Prop violation:	0.00		Fall:	0.00		0.00

Rank	Name	NOC Code	Total Segment Score	Total Element Score	Program Score (factorized)	Total Component Score	Total Deductions
			=	+		+	-
14	Kathryn ORSCHER / Garrett LUCASH	USA	44.93	25.58		21.35	2.00

# Executed Elements	Base Value	GOE	The Judges Panel (in random order)											Scores of Panel	
1 2Tw	3.5	0.07	0	1	0	0	0	1	0	0	1	-1	0	0	3.57
2 3T	4.0	-3.00	-3	-3	-3	-3	-3	-3	-3	-3	-3	-3	-3	-3	1.00
3 3FTh	5.0	-2.00	-3	-3	-2	-3	-3	-3	-3	-3	-3	-3	-3	-3	3.00
4 5Li2	5.5	0.00	0	0	-1	0	0	0	0	0	0	0	0	1	5.50
5 SpSt2	3.1	0.00	0	0	1	0	0	0	0	0	0	0	0	0	3.10
6 PCoSp1	3.5	0.00	0	0	0	0	0	0	0	0	0	0	0	0	3.50
7 BiDs2	3.2	0.00	0	0	0	0	0	0	0	0	0	0	0	1	3.20
8 CCoSp1	2.5	0.21	0	0	1	1	1	1	0	0	1	0	0	0	2.71
		30.3												25.58	

Program Components

Program Components	Factor	The Judges Panel (in random order)											Scores of Panel	
Skating Skills	0.80	5.50	5.50	5.75	6.00	5.75	6.00	3.75	5.50	5.75	5.25	5.50	6.50	5.57
Transition / Linking Footwork	0.80	5.25	5.00	5.75	5.25	5.75	5.75	4.00	5.25	5.50	5.00	5.50	6.00	5.29
Performance / Execution	0.80	5.00	5.00	5.25	5.75	5.25	6.00	4.25	5.25	5.00	4.75	5.25	6.50	5.07
Choreography / Composition	0.80	5.25	5.25	5.75	5.75	5.75	6.00	4.25	5.50	5.75	4.75	5.75	6.25	5.43
Interpretation	0.80	5.25	5.25	5.50	5.25	5.75	6.00	4.00	5.50	5.50	5.00	5.25	6.50	5.32
Judges Total Program Component Score (factorized)													21.35	

Deductions:	Time Violation:	0.00	Music Violation:	0.00	Illegal Element:	0.00
Costume & Prop violation:	0.00		Fall:	-2.00		-2.00

Official ISU Sponsors





World Figure Skating Championships® 2005

March 13th – 20th

Moscow / Russia



PAIRS SHORT PROGRAM JUDGES DETAILS

Rank	Name	NOC Code	Total Segment Score	Total Element Score	Program Score (factorized)	Total Component Score	Total Deductions
			=	+		+	-
15	Marina AGANINA / Artem KNYAZEV	UZB	44.44	28.66		15.78	0.00

# Executed Elements	Base Value	GOE	The Judges Panel (in random order)												Scores of Panel	
1	2A	3.3	-0.80	-1	-2	-1	-1	-1	-1	-2	-1	-1	-1	-1	-2	2.50
2	2ATh	4.0	0.00	0	0	0	0	0	0	0	0	0	0	0	0	4.00
3	2Tw	3.5	-0.04	-1	-1	0	0	0	0	0	0	0	0	-1	-1	3.46
4	SpSt2	3.1	0.00	0	0	0	0	0	-1	-1	0	0	0	0	0	3.10
5	FCCoSp2	3.0	-0.30	-2	-1	-1	-1	-1	-1	0	-1	-1	-1	-2	-1	2.70
6	5ALi2	6.0	-0.60	-2	-2	-2	-2	-2	-2	-3	-2	-2	-2	-2	-1	5.40
7	BiDs3	3.5	0.00	0	0	0	0	0	0	0	0	0	0	0	0	3.50
8	PCoSp2	4.0	0.00	0	0	0	0	0	0	0	0	0	0	0	0	4.00
		30.4														28.66

Program Components

Program Components	Factor	The Judges Panel (in random order)												Scores of Panel
Skating Skills	0.80	4.00	4.00	4.00	4.25	4.25	3.75	4.00	4.25	3.50	4.00	4.25	4.50	4.07
Transition / Linking Footwork	0.80	3.75	3.75	4.00	3.50	4.25	3.50	4.50	3.75	3.25	4.00	4.00	4.50	3.86
Performance / Execution	0.80	3.25	3.75	4.00	3.75	4.25	3.75	4.25	4.00	3.50	4.00	3.75	4.50	3.89
Choreography / Composition	0.80	3.50	4.00	4.00	4.25	4.25	3.75	4.25	4.00	3.75	4.00	4.25	4.75	4.04
Interpretation	0.80	3.25	3.75	4.00	3.75	4.50	3.75	4.00	4.00	3.75	3.75	4.00	4.50	3.86
Judges Total Program Component Score (factorized)														15.78

Deductions:	Time Violation:	0.00	Music Violation:	0.00	Illegal Element:	0.00
	Costume & Prop violation:	0.00	Fall:	0.00		0.00

Rank	Name	NOC Code	Total Segment Score	Total Element Score	Program Score (factorized)	Total Component Score	Total Deductions
			=	+		+	-
16	Diana RENNIK / Aleksei SAKS	EST	43.53	27.19		16.34	0.00

# Executed Elements	Base Value	GOE	The Judges Panel (in random order)												Scores of Panel	
1	2F	1.7	0.00	0	0	0	0	0	1	0	0	0	-2	0	0	1.70
2	3STh	4.5	0.30	1	0	0	1	1	1	0	0	1	0	0	0	4.80
3	5Li1	5.0	-0.21	-1	0	-1	0	0	-1	-1	-1	-1	-1	0	0	4.79
4	BiDs2	3.2	0.00	0	0	0	0	0	0	0	0	0	0	0	0	3.20
5	2Tw	3.5	-0.30	-2	-1	-2	-1	0	0	-1	0	0	-2	-2	0	3.20
6	CcCoSp1	2.5	0.00	0	0	0	0	0	0	0	0	0	-1	0	-1	2.50
7	SpSt2	3.1	-0.10	0	0	-1	0	0	0	-1	0	0	0	0	0	3.00
8	PCoSp2	4.0	0.00	0	0	0	0	0	0	0	0	0	-1	0	0	4.00
		27.5														27.19

Program Components

Program Components	Factor	The Judges Panel (in random order)												Scores of Panel
Skating Skills	0.80	4.00	4.25	3.75	4.00	4.50	3.50	4.00	4.25	5.00	4.50	4.25	4.75	4.21
Transition / Linking Footwork	0.80	4.00	3.75	3.50	3.50	4.50	3.25	4.00	4.00	4.50	4.25	4.00	4.25	4.00
Performance / Execution	0.80	3.75	4.25	3.50	3.75	4.75	3.75	4.25	4.25	4.75	4.25	4.25	4.75	4.18
Choreography / Composition	0.80	4.00	4.00	3.75	3.75	4.50	3.75	4.00	4.25	4.50	4.00	4.00	4.75	4.07
Interpretation	0.80	3.75	4.00	3.50	3.50	4.50	3.75	4.00	4.00	4.25	4.25	4.00	4.75	3.96
Judges Total Program Component Score (factorized)														16.34

Deductions:	Time Violation:	0.00	Music Violation:	0.00	Illegal Element:	0.00
	Costume & Prop violation:	0.00	Fall:	0.00		0.00

Official ISU Sponsors





World Figure Skating Championships® 2005

March 13th – 20th

Moscow / Russia



PAIRS SHORT PROGRAM JUDGES DETAILS

Rank	Name	NOC Code	Total Segment Score	Total Element Score	Program Score (factorized)	Total Component Score	Total Deductions
			=	+		+	-
17	Julia SHAPIRO / Vadim AKOLZIN	ISR	43.06	26.43		16.63	0.00

# Executed Elements	Base Value	GOE	The Judges Panel (in random order)											Scores of Panel		
1	5Li1	5.0	-0.17	0	-1	-1	0	0	-1	-1	0	-1	-2	-1	0	4.83
2	3STh	4.5	-1.30	-2	0	-1	-2	-2	-1	-2	-2	-2	-2	-1	-1	3.20
3	2Tw	3.5	-0.30	-2	0	-1	-1	-1	-2	-1	0	-1	-2	-1	-1	3.20
4	2A	3.3	0.00	0	0	0	0	0	0	0	0	0	-1	0	-1	3.30
5	FCCoSp2	3.0	-0.13	-1	0	-1	-1	0	0	0	0	0	-1	-1	-1	2.87
6	SpSt1	2.0	-0.13	0	0	-1	0	0	0	-1	0	-1	-1	-1	0	1.87
7	BiDs2	3.2	0.00	0	0	0	0	-1	0	0	0	0	0	0	-1	3.20
8	PCoSp2	4.0	-0.04	0	0	-1	0	0	-1	0	0	0	-1	0	0	3.96
		28.5														26.43

Program Components

Factor

Skating Skills	0.80	4.25	4.50	4.75	4.25	4.25	3.50	4.00	4.25	4.25	4.25	4.25	4.50	4.29
Transition / Linking Footwork	0.80	4.00	4.25	4.75	3.75	4.25	3.75	4.25	3.75	4.00	4.25	4.00	4.25	4.11
Performance / Execution	0.80	4.00	4.50	4.50	4.00	4.00	4.00	4.25	4.00	4.25	4.00	4.00	4.50	4.14
Choreography / Composition	0.80	4.25	4.25	4.75	4.25	4.25	3.50	4.00	4.00	4.00	4.25	4.25	4.50	4.18
Interpretation	0.80	4.00	4.25	4.50	4.00	4.00	3.75	4.00	4.00	4.00	4.25	3.75	4.25	4.07
Judges Total Program Component Score (factorized)														16.63

Deductions:

Time Violation:	0.00	Music Violation:	0.00	Illegal Element:	0.00
Costume & Prop violation:	0.00	Fall:	0.00		0.00

Rank	Name	NOC Code	Total Segment Score	Total Element Score	Program Score (factorized)	Total Component Score	Total Deductions
			=	+		+	-
18	Olga BESTANDIGOVA / Jozef BESTANDIG	SVK	42.95	25.69		17.26	0.00

# Executed Elements	Base Value	GOE	The Judges Panel (in random order)											Scores of Panel		
1	BiDs2	3.2	0.00	0	0	0	0	0	1	0	0	0	1	1	1	3.20
2	2A	3.3	-1.40	-2	-2	-2	-2	-2	-2	-2	-2	-2	-2	-2	-2	1.90
3	2Tw	3.5	0.00	0	0	0	0	-1	0	0	0	0	0	0	0	3.50
4	CCoSp1	2.5	-0.21	-1	-1	-1	0	0	-1	-1	0	-1	-1	-1	-1	2.29
5	SpSt1	2.0	0.00	0	0	0	0	0	0	0	0	0	0	0	0	2.00
6	3STh	4.5	-0.70	-1	-1	-1	-1	-1	-1	-1	-1	-1	-1	-1	-1	3.80
7	5Li1	5.0	0.00	0	0	0	0	0	0	0	0	1	0	0	0	5.00
8	PCoSp2	4.0	0.00	0	0	0	0	0	0	0	0	0	0	0	1	4.00
		28.0														25.69

Program Components

Factor

Skating Skills	0.80	5.00	4.50	4.25	4.50	4.50	5.00	4.75	4.25	4.50	4.50	4.50	6.25	4.50
Transition / Linking Footwork	0.80	4.75	4.25	4.00	4.00	4.50	5.00	4.50	4.00	4.25	4.25	4.25	6.00	4.25
Performance / Execution	0.80	4.50	4.25	4.00	4.25	4.25	5.25	4.75	4.00	4.25	4.25	4.25	6.25	4.25
Choreography / Composition	0.80	4.75	4.50	4.25	4.50	4.25	5.25	4.75	4.00	4.00	4.25	4.50	6.25	4.36
Interpretation	0.80	4.75	4.50	4.00	4.00	4.00	5.00	4.75	4.00	4.00	4.25	4.00	6.50	4.21
Judges Total Program Component Score (factorized)														17.26

Deductions:

Time Violation:	0.00	Music Violation:	0.00	Illegal Element:	0.00
Costume & Prop violation:	0.00	Fall:	0.00		0.00

Official ISU Sponsors





World Figure Skating Championships® 2005

March 13th – 20th

Moscow / Russia



PAIRS SHORT PROGRAM JUDGES DETAILS

Rank	Name	NOC Code	Total Segment Score	Total Element Score	Program Score (factorized)	Total Component Score (factorized)	Total Deductions
			=	+		+	-
19	Olga BOGUSLAVSKA / Andrei BROVENKO	LAT	42.72	25.95		16.77	0.00

# Executed Elements	Base Value	GOE	The Judges Panel (in random order)											Scores of Panel		
1	2Lo	1.5	-0.04	-1	0	0	0	0	0	0	0	-1	0	0	-1	1.46
2	3STh	4.5	-0.40	-1	0	-1	0	0	-1	-1	-1	0	-1	-1	-1	4.10
3	2Tw	3.5	-0.17	-2	0	0	-2	0	-1	-1	0	0	-1	-1	0	3.33
4	5Li1	5.0	0.00	0	0	0	0	-1	-1	0	0	0	0	-1	0	5.00
5	CCoSp1	2.5	0.00	0	0	-1	1	0	0	0	0	0	0	-1	0	2.50
6	SpSt2	3.1	0.00	0	0	0	0	0	0	0	0	0	0	0	0	3.10
7	BiDs1	3.0	0.00	0	0	-1	0	0	0	0	0	0	0	0	0	3.00
8	PCoSp1	3.5	-0.04	0	0	-1	0	0	0	0	0	0	-1	0	0	3.46
26.6																
25.95																

Program Components

Factor

Skating Skills	0.80	4.00	4.25	4.25	4.25	4.50	3.50	3.75	4.75	4.75	4.50	4.00	4.50	4.36
Transition / Linking Footwork	0.80	3.75	4.00	3.75	3.50	4.25	3.50	4.00	4.25	4.50	4.25	3.75	4.25	4.04
Performance / Execution	0.80	3.50	4.25	4.00	3.75	4.50	3.75	4.00	4.50	4.50	4.50	4.00	4.50	4.21
Choreography / Composition	0.80	3.50	4.25	4.00	4.00	4.50	3.75	4.25	4.50	4.25	4.25	4.00	4.25	4.21
Interpretation	0.80	3.75	4.25	3.75	3.50	4.50	3.50	4.00	4.50	4.25	4.50	3.75	4.25	4.14
Judges Total Program Component Score (factorized)														
16.77														

Deductions:

Time Violation:	0.00	Music Violation:	0.00	Illegal Element:	0.00
Costume & Prop violation:	0.00	Fall:	0.00		0.00

Rank	Name	NOC Code	Total Segment Score	Total Element Score	Program Score (factorized)	Total Component Score (factorized)	Total Deductions
			=	+		+	-
20	Rumiana SPASSOVA / Stanimir TODOROV	BUL	39.96	24.59		16.37	1.00

# Executed Elements	Base Value	GOE	The Judges Panel (in random order)											Scores of Panel		
1	2Tw	3.5	-1.00	-3	-3	-3	-3	-3	-3	-3	-3	-3	-3	-3	-3	2.50
2	2LoTh	3.0	0.14	1	1	1	0	0	1	0	0	0	0	0	0	3.14
3	5Li1	5.0	-0.09	0	0	-1	0	0	0	0	0	-1	-1	-1	-1	4.91
4	2F	1.7	-0.17	-1	0	0	0	-1	-1	0	-1	-1	-1	-1	-1	1.53
5	BiDs1	3.0	0.00	0	0	0	0	0	0	0	0	0	0	0	1	3.00
6	CCoSp1	2.5	-0.09	-1	0	0	0	-1	-1	0	0	-1	0	-1	-1	2.41
7	SpSt2	3.1	0.00	0	0	0	0	0	0	0	0	0	0	0	0	3.10
8	PCoSp2	4.0	0.00	0	0	0	0	0	0	-1	0	0	0	0	0	4.00
25.8																
25.59																

Program Components

Factor

Skating Skills	0.80	4.00	4.25	4.00	4.00	4.25	4.00	3.75	4.50	3.75	4.25	3.75	4.75	4.07
Transition / Linking Footwork	0.80	4.25	4.25	3.75	3.50	4.25	3.75	3.75	4.00	3.75	4.25	4.00	4.25	4.00
Performance / Execution	0.80	3.75	4.00	4.00	3.75	4.25	4.00	4.00	4.00	3.75	4.25	4.00	4.50	3.96
Choreography / Composition	0.80	3.75	4.25	4.00	4.00	4.50	4.25	4.25	4.25	4.25	4.50	4.25	4.50	4.21
Interpretation	0.80	4.25	4.25	4.25	3.50	4.50	4.00	4.00	4.25	4.00	4.50	3.75	4.50	4.21
Judges Total Program Component Score (factorized)														
16.37														

Deductions:

Time Violation:	0.00	Music Violation:	0.00	Illegal Element:	0.00
Costume & Prop violation:	0.00	Fall:	-1.00		-1.00

Official ISU Sponsors

