



ISU WORLD FIGURE SKATING CHAMPIONSHIPS® 2011
April 25 – May 1, 2011 – Moscow / Russia



Protocol

of the

**ISU World Figure Skating Championships® 2011
including preliminary rounds**

organized by the

The Figure Skating Federation of Russia

with the authorization of the

International Skating Union

held in

Moscow / Russia

April 25 to May 1, 2011

The events of the Championships took place at the

“Ice Palace MEGASPORT”

an artificial and heated indoor ice surface.

Official ISU Sponsors



ASIENGE



CITIZEN® GUINOT



25th Anniversary 2011
ジャパネットたかた

JINRO

木下工務店



MARY COHR

OLYMPUS



**International Skating Union (ISU)****Council**

President: Ottavio Cinquanta Italy

1st Vice President

Figure Skating: David M. Dore Canada

2nd Vice President

Speed Skating: Jan Dijkema Netherlands

Members

Figure Skating: Marie Lundmark Finland
Junko Hiramatsu Japan
Phyllis Howard USA
Tjasa Andréa-Prosenec Slovenia

Speed Skating: Gyorgy Martos Hungary
German Panov Russia
Li Lan China
Roland Maillard Switzerland

ISU Director General Fredi Schmid Switzerland

ISU Chair Sports Directorate Peter Krick Germany

ISU Figure Skating Sports Director Krisztina Regoczy Hungary

ISU Speed Skating Sports Director Hugo Herrnhof Italy

Technical Committees**Single & Pair Skating**

Chairperson: Alexander Lakernik Russia
Members: Fabio Bianchetti Italy
Rita Zonnekeyn Belgium
Susan Lynch Australia
Patrick Meier Switzerland
David Paul Kirby USA

Ice Dance

Chairperson: Halina Gordon-Poltorak Poland
Members: Robert Joseph Horen USA
Gilles Vandembroeck France
Alla Shekhovtsova Russia
Sylwia Nowak-Trebacka Poland
John Dunn Spain

Synchronized Skating

Chairperson: Christopher Buchanan Great Britain
Members: Mika Saarelainen Finland
Karen Wolanchuk USA
Philippe Maitrot France
Helena Johansson Sweden
Cathy Dalton Canada

Official ISU Sponsors





ISU WORLD FIGURE SKATING CHAMPIONSHIPS® 2011

April 25 – May 1, 2011 – Moscow / Russia



Time Schedule

Sunday April 24, 2011	09:30	Team Leaders Meeting I
	17:00	Referees and Technical Controllers Meeting
Monday April 25, 2011	14:00	MEN Preliminary - Free Skating
Tuesday April 26, 2011	12:00	ICE DANCE Preliminary - Free Dance
	15:30	LADIES Preliminary - Free Skating
	20:30	Team Leaders Meeting II
Wednesday April 27, 2011	13:30	MEN - Short Program
	18:45	Opening on Ice
	19:30	PAIRS - Short Program
Thursday April 28, 2011	13:00	MEN - Free Skating
	18:00	PAIRS - Free Skating
Friday April 29, 2011	13:30	LADIES - Short Program
	18:30	ICE DANCE - Short Dance
Saturday April 30, 2011	13:30	LADIES - Free Skating
	18:30	ICE DANCE - Free Dance
Sunday May 1, 2011	14:00	Exhibition

Official ISU Sponsors



ASIENCE



CITIZEN® GUINOT



25th Anniversary 25th Anniversary 25th Anniversary
25. ジャパネットたかた

JINRO

木下工務店



MARY COHR

OLYMPUS





ISU Event Officials

ISU Representative:	Mr. Ottavio CINQUANTA
Chair ISU Sports Directorate:	Mr. Peter KRICK
ISU Medical Advisor:	Mr. Ruben AMBARTSUMOV, M.D.
ISU Event Coordinator:	Mr. Mario MEINEL
ISU Event Coordinator Assistants:	Ms. Lisa JELINEK Mr. Wieland LÜDERS

MEN

Referee	Ms. Mona JONSSON
Technical Controller	Ms. Karen ARCHER
Technical Specialist	Ms. Pirjo UIMONEN
Assistant Technical Specialist	Ms. Maria McLEAN
Data Operator	Mr. Eugen LARASSER
Replay Operator	Mr. Alexander KUZNETSOV

LADIES

Referee	Ms. Hely ABBONDATI
Technical Controller	Ms. Susan LYNCH
Technical Specialist	Mr. Shin AMANO
Assistant Technical Specialist	Ms. Myriam LORIOL-OBERWILER
Data Operator	Mr. Eugen LARASSER
Replay Operator	Mr. Alexander KUZNETSOV

PAIRS

Referee	Ms. Anna SIEROCKA
Technical Controller	Ms. Gale TANGER
Technical Specialist	Mr. Igor BICH
Technical Specialist	Mr. Peter CAIN
Data Operator	Mr. Eugen LARASSER
Replay Operator	Mr. Alexander KUZNETSOV

ICE DANCE

Referee	Ms. Janet COTON
Technical Controller	Ms. Linda LEAVER
Technical Specialist	Ms. Ayako HIGASHINO
Assistant Technical Specialist	Mr. Sergei PONOMARENKO
Data Operator	Mr. Alexander KUZNETSOV
Replay Operator	Mr. Eugen LARASSER

Officials Assessment Commission

Single & Pair Skating	Ms. Raffaella LOCATELLI Mr. Steve WINKLER
Ice Dance	Ms. Hilary SELBY Mr. Walter ZUCCARO

Official ISU Sponsors





ISU WORLD FIGURE SKATING CHAMPIONSHIPS® 2011

April 25 – May 1, 2011 – Moscow / Russia



World Championships 2011

Participating ISU Members and Entries

Member		Men	Ladies	Pairs	Ice Dance	Total
Armenia	ARM	1	0	0	0	1
Australia	AUS	1	1	0	1	4
Austria	AUT	1	1	1	1	6
Belarus	BLR	1	0	1	1	5
Belgium	BEL	2	1	0	0	3
Bulgaria	BUL	1	1	1	1	6
Canada	CAN	3	2	2	3	15
China	CHN	1	1	3	1	10
Chinese Taipei	TPE	1	1	0	0	2
Czech Republic	CZE	2	0	1	1	6
Denmark	DEN	1	1	0	1	4
Estonia	EST	0	1	1	0	3
Finland	FIN	1	2	0	0	3
France	FRA	2	1	1	2	9
Georgia	GEO	0	1	0	1	3
Germany	GER	1	1	2	1	8
Great Britain	GBR	1	1	1	2	8
Greece	GRE	0	1	0	0	1
Hong Kong / China	HKG	1	1	0	0	2
Hungary	HUN	1	1	0	2	6
Ireland	IRL	0	1	0	0	1
Israel	ISR	1	0	1	1	5
Italy	ITA	2	2	1	2	10
Japan	JPN	3	3	1	1	10
Kazakhstan	KAZ	1	0	0	0	1
Lithuania	LTU	0	0	0	1	2
Mexico	MEX	0	1	0	1	3
Monaco	MON	1	0	0	0	1
Philippines	PHI	0	1	0	0	1
Republic of Korea	KOR	1	2	0	0	3
Romania	ROU	0	1	0	0	1
Russia	RUS	1	2	3	2	13
Serbia	SRB	0	1	0	0	1
Slovenia	SLO	0	1	0	0	1
South Africa	RSA	0	1	0	0	1
Spain	ESP	1	1	0	1	4

Official ISU Sponsors





ISU WORLD FIGURE SKATING CHAMPIONSHIPS® 2011

April 25 – May 1, 2011 – Moscow / Russia



Sweden	SWE	2	2	0	0	4
Switzerland	SUI	1	1	0	1	4
Thailand	THA	0	1	0	0	1
Turkey	TUR	1	1	0	0	2
Ukraine	UKR	1	1	0	1	4
United States of America	USA	3	2	2	3	15
Uzbekistan	UZB	1	0	0	0	1
		42	44	22	32	194
Nations	43	31	35	15	23	

24.04.2011 05:37:06

Official ISU Sponsors



ASIENGE



CITIZEN® GUINOT



25th Anniversary 25th Anniversary 25th Anniversary
25th Anniversary 25th Anniversary 25th Anniversary
25th Anniversary 25th Anniversary 25th Anniversary

JINRO 木下工務店



MARY COHR

OLYMPUS





ISU WORLD FIGURE SKATING CHAMPIONSHIPS® 2011

April 25 – May 1, 2011 – Moscow / Russia



ORGANIZING COMMITTEE

ZHUKOV ALEXANDER	Chairman
MUTKO VITALY	First Deputy Chairman
NAGORNYKH YURI	Deputy Chairman
GORSHKOV ALEXANDER	Deputy Chairman
BRAGINA IRINA	Member of OC
VOROBIEV ALEXEY	Member of OC
GATILOV GENNADY	Member of OC
GORBENKO ALEXANDER	Member of OC
DEMIDOV YURI	Member of OC
ZAKHAROV VIKTOR	Member of OC
KATUSHEV ALEXANDER	Member of OC
KIKNADZE VASILY	Member of OC
KOTYUKOV MIKHAIL	Member of OC
KRAVTSOV ALEXANDER	Member of OC
KULAKOVSKY ALEXEY	Member of OC
LARINA EKATERINA	Member of OC
MOROZOV ALEXANDER	Member of OC
MOROZOV ALEXEY	Member of OC
PISEEV VALENTIN	Member of OC
POLINSKY ALEXANDER	Member of OC
UYBA VLADIMIR	Member of OC
SHOKIN SERGEY	Member of OC

Official ISU Sponsors



ASIENCE



CITIZEN® GUINOT



25th Anniversary 25th Anniversary 25th Anniversary
25th Anniversary 25th Anniversary 25th Anniversary

JINRO 木下工務店



MARY COHR

OLYMPUS





ISU WORLD FIGURE SKATING CHAMPIONSHIPS® 2011

April 25 – May 1, 2011 – Moscow / Russia

ISU World Figure Skating Championships 2011



MEN

Ice Palace MEGASPORT	27 Apr 2011 28 Apr 2011	Short Program Free Skating
-----------------------------	----------------------------	-------------------------------


Size of Skating Area	:	30m*60m
Ice Conditions	:	very good
Number of Entries	:	30
Number of Participants	:	30

Entry Withdrawn	:	
-----------------	---	--

Short Program		
Duration	:	2:50 Max.
Segment Factor	:	1.00
Program Component Factors		
	Skating Skills	1.00
	Transitions	1.00
	Performance/Execution	1.00
	Choreography	1.00
	Interpretation	1.00

Free Skating		
Duration	:	4:30 +- 10 Sec.
Segment Factor	:	1.00
Program Components Factors		
	Skating Skills	2.00
	Transitions	2.00
	Performance/Execution	2.00
	Choreography	2.00
	Interpretation	2.00

Official ISU Sponsors





ISU WORLD FIGURE SKATING CHAMPIONSHIPS® 2011

April 25 – May 1, 2011 – Moscow / Russia



ISU World Figure Skating Championships 2011

PANEL OF JUDGES

MEN - SHORT PROGRAM

Officials

Technical Controller	Ms. Karen ARCHER	ISU
Technical Specialist	Ms. Pirjo UIMONEN	ISU
Assistant Technical Specialist	Ms. Maria MCLEAN	ISU

Judges

Referee	Ms. Mona JONSSON	ISU
Judges	Ms. Senem AHISKAL	ISU
	Ms. Julia ANDREEVA	ISU
	Mr. Daniel DELFA	ISU
	Ms. Lovorka KODRIN	ISU
	Mr. Seppo KURTTI	ISU
	Ms. Maria MILLER	ISU
	Ms. Paula M. NAUGHTON	ISU
	Ms. Beatrice PFISTER	ISU
	Ms. Diana STEVENS	ISU

Data/Replay Operator

	Mr. Eugen LARASSER	ISU
	Mr. Alexander KUZNETSOV	ISU

printed at: 29/04/2011 18:09:09

Official ISU Sponsors





ISU WORLD FIGURE SKATING CHAMPIONSHIPS® 2011

April 25 – May 1, 2011 – Moscow / Russia



ISU World Figure Skating Championships 2011

PANEL OF JUDGES

MEN - FREE SKATING

Officials

Technical Controller	Ms. Karen ARCHER	ISU
Technical Specialist	Ms. Pirjo UIMONEN	ISU
Assistant Technical Specialist	Ms. Maria MCLEAN	ISU

Judges

Referee	Ms. Mona JONSSON	ISU
Judges	Ms. Julia ANDREEVA	ISU
	Mr. Daniel DELFA	ISU
	Ms. Maria MILLER	ISU
	Ms. Paula M. NAUGHTON	ISU
	Ms. Beatrice PFISTER	ISU
	Ms. Elizabeth RYAN	ISU
	Ms. Diana STEVENS	ISU
	Ms. Zsuzsanna VIKARNE-HOMOLYA	ISU
	Ms. Tatiana YORDANOVA	ISU

Data/Replay Operator

	Mr. Eugen LARASSER	ISU
	Mr. Alexander KUZNETSOV	ISU

printed at: 29/04/2011 18:09:26

Official ISU Sponsors





PODIUM

Men



1st place
Patrick CHAN
CAN

2nd place
Takahiko KOZUKA
JPN

3rd place
Artur GACHINKSI
RUS

Official ISU Sponsors





ISU WORLD FIGURE SKATING CHAMPIONSHIPS® 2011

April 25 – May 1, 2011 – Moscow / Russia



ISU World Figure Skating Championships 2011

RESULTS

MEN FINAL RESULT

Pl.	Name	Nation	Total Score	SP	FS
1	Patrick CHAN	CAN	280.98	1	1
2	Takahiko KOZUKA	JPN	258.41	6	2
3	Artur GACHINSKI	RUS	241.86	4	3
4	Michal BREZINA	CZE	233.61	7	5
5	Daisuke TAKAHASHI	JPN	232.97	3	6
6	Nobunari ODA	JPN	232.50	2	9
7	Florent AMODIO	FRA	229.68	5	7
8	Brian JOUBERT	FRA	227.67	9	4
9	Richard DORNBUSH	USA	222.42	11	8
10	Javier FERNANDEZ	ESP	218.26	14	10
11	Ross MINER	USA	217.93	13	11
12	Tomas VERNER	CZE	216.87	8	13
13	Ryan BRADLEY	USA	212.71	12	12
14	Denis TEN	KAZ	209.99	10	14
15	Peter LIEBERS	GER	205.59	16	15
16	Anton KOVALEVSKI	UKR	201.64	17	16
17	Kevin VAN DER PERREN	BEL	197.10	15	18
18	Samuel CONTESTI	ITA	196.40	18	17
19	Jorik HENDRICKX	BEL	188.24	22	19
20	Kevin REYNOLDS	CAN	187.23	19	21
21	Paolo BACCHINI	ITA	183.13	23	20
22	Nan SONG	CHN	176.09	20	23
23	Kim LUCINE	MON	171.93	24	22
24	Joey RUSSELL	CAN	168.73	21	24
Final not Reached					
	Adrian SCHULTHEISS	SWE	58.41	25	
	Viktor PFEIFER	AUT	56.68	26	
	Min-Seok KIM	KOR	56.19	27	
	Alexander MAJOROV	SWE	54.24	28	
	Maxim SHIPOV	ISR	50.10	29	
	Misha GE	UZB	49.61	30	

Ms. Mona JONSSON ISU

Referee

Ms. Karen ARCHER ISU

Technical Controller

Printed: 30/04/2011 13:09:52

Official ISU Sponsors





ISU WORLD FIGURE SKATING CHAMPIONSHIPS® 2011

April 25 – May 1, 2011 – Moscow / Russia



ISU World Figure Skating Championships 2011

RESULTS

MEN SHORT PROGRAM

Pl.	Name	Nation	Total Segment Score
1	Patrick CHAN	CAN	93.02
2	Nobunari ODA	JPN	81.81
3	Daisuke TAKAHASHI	JPN	80.25
4	Artur GACHINSKI	RUS	78.34
5	Florent AMODIO	FRA	77.64
6	Takahiko KOZUKA	JPN	77.62
7	Michal BREZINA	CZE	77.50
8	Tomas VERNER	CZE	75.94
9	Brian JOUBERT	FRA	71.29
10	Denis TEN	KAZ	71.00
11	Richard DORNBUSH	USA	70.54
12	Ryan BRADLEY	USA	70.45
13	Ross MINER	USA	70.40
14	Javier FERNANDEZ	ESP	69.16
15	Kevin VAN DER PERREN	BEL	68.34
16	Peter LIEBERS	GER	67.73
17	Anton KOVALEVSKI	UKR	65.16
18	Samuel CONTESTI	ITA	64.59
19	Kevin REYNOLDS	CAN	64.36
20	Nan SONG	CHN	63.78
21	Joey RUSSELL	CAN	61.69
22	Jorik HENDRICKX	BEL	60.74
23	Paolo BACCHINI	ITA	58.96
24	Kim LUCINE	MON	58.81
25	Adrian SCHULTHEISS	SWE	58.41
26	Viktor PFEIFER	AUT	56.68
27	Min-Seok KIM	KOR	56.19
28	Alexander MAJOROV	SWE	54.24
29	Maxim SHIPOV	ISR	50.10
30	Misha GE	UZB	49.61

Printed: 27/04/2011 17:53:04

Official ISU Sponsors



ASIENCE



CITIZEN® GUINOT



25th Anniversary 25th Anniversary 25th Anniversary
25. ジャパネットたかた

JINRO 木下工務店



MARY COHR



ISU World Figure Skating Championships 2011

MEN SHORT PROGRAM JUDGES DETAILS PER SKATER

Rank	Name	Nation	Starting Number	Total Segment Score	Total Element Score	Total Program Component Score (factored)	Total Deductions
1	Patrick CHAN	CAN	22	93.02	51.48	41.54	0.00

#	Executed Elements	Info	Base Value	GOE	The Judges Panel (in random order)									Ref	Scores of Panel
1	4T+3T		14.40	1.86	2	2	2	3	1	2	1	2	2		16.26
2	3A		8.50	1.86	1	2	2	2	2	2	1	2	2		10.36
3	CCoSp4		3.50	0.93	2	2	3	1	1	2	2	2	2		4.43
4	3F		5.30	1.50	2	3	2	2	2	2	2	3	2		6.80
5	FSSp4		3.00	1.00	1	2	2	2	2	2	2	2	3		4.00
6	CCSp3		2.80	0.64	1	1	2	1	1	1	2	1	2		3.44
7	SISt4		3.90	2.29	2	2	2	3	2	2	3	2	3		6.19
			41.40												51.48

Program Components		Factor												
Skating Skills		1.00	8.00	8.75	9.00	10.00	8.00	7.75	8.25	8.25	9.00		8.46	
Transition / Linking Footwork		1.00	7.25	8.50	8.75	9.00	7.75	7.00	8.00	7.50	8.25		8.00	
Performance / Execution		1.00	7.75	8.75	9.00	10.00	8.25	8.75	8.25	8.00	8.75		8.54	
Choreography / Composition		1.00	7.75	8.75	9.25	9.25	7.50	8.00	8.00	7.50	8.00		8.18	
Interpretation		1.00	8.00	8.50	9.00	9.25	7.75	8.00	8.00	8.00	9.00		8.36	
Judges Total Program Component Score (factored)														41.54
Deductions:														0.00

Rank	Name	Nation	Starting Number	Total Segment Score	Total Element Score	Total Program Component Score (factored)	Total Deductions
2	Nobunari ODA	JPN	30	81.81	43.37	38.44	0.00

#	Executed Elements	Info	Base Value	GOE	The Judges Panel (in random order)									Ref	Scores of Panel
1	4T		10.30	-2.43	-2	-2	-2	-3	-3	-3	-2	-2	-3		7.87
2	3A		8.50	2.00	1	1	2	3	3	3	2	2	1		10.50
3	FCSp4		3.20	0.36	1	2	1	0	1	1	0	1	0		3.56
4	3Lz+3T		10.10	1.00	1	1	2	0	0	2	2	2	2		11.10
5	CCoSp2		2.50	0.86	2	1	2	1	2	2	2	1	2		3.36
6	SISt3		3.30	-0.03	0	0	1	-1	-1	0	0	1	0		3.27
7	CSSp4		3.00	0.71	1	2	2	1	2	1	2	0	1		3.71
			40.90												43.37

Program Components		Factor												
Skating Skills		1.00	7.75	8.50	8.00	7.75	7.75	8.25	7.50	7.50	8.50		7.93	
Transition / Linking Footwork		1.00	7.25	8.25	8.25	7.00	6.75	7.50	7.00	6.75	8.25		7.43	
Performance / Execution		1.00	7.50	8.00	8.50	7.75	8.00	8.00	7.25	7.00	8.00		7.79	
Choreography / Composition		1.00	7.50	8.25	7.50	7.50	7.75	7.75	7.50	7.25	8.50		7.68	
Interpretation		1.00	7.50	8.00	7.75	7.50	7.50	7.75	7.25	7.00	8.00		7.61	
Judges Total Program Component Score (factored)														38.44
Deductions:														0.00

Rank	Name	Nation	Starting Number	Total Segment Score	Total Element Score	Total Program Component Score (factored)	Total Deductions
3	Daisuke TAKAHASHI	JPN	26	80.25	39.33	40.92	0.00

#	Executed Elements	Info	Base Value	GOE	The Judges Panel (in random order)									Ref	Scores of Panel
1	3F+3T	e	9.40	-0.10	0	0	0	-1	1	1	-1	0	-2		9.30
2	3A		8.50	0.57	1	0	1	1	1	1	0	0	0		9.07
3	FUSp3		2.40	0.50	0	1	0	1	2	2	1	1	1		2.90
4	3Lz		6.00	0.90	0	2	2	2	2	1	1	1	0		6.90
5	CCSp3		2.80	0.21	1	0	0	1	1	1	0	0	0		3.01
6	SISt3		3.30	1.14	2	2	2	3	2	2	3	2	3		4.44
7	CCoSp3		3.00	0.71	2	1	2	1	2	1	2	1	1		3.71
			35.40												39.33

Program Components		Factor												
Skating Skills		1.00	9.00	8.25	8.25	8.00	8.50	8.00	8.00	8.25	8.75		8.29	
Transition / Linking Footwork		1.00	7.25	8.00	7.75	8.00	8.00	7.25	8.25	8.00	8.50		7.89	
Performance / Execution		1.00	8.25	8.00	8.50	8.00	8.50	7.50	8.00	8.25	8.75		8.21	
Choreography / Composition		1.00	8.00	8.50	8.00	8.50	8.00	7.25	8.00	8.50	9.25		8.21	
Interpretation		1.00	8.25	8.00	8.25	8.50	8.75	7.75	8.25	8.25	9.25		8.32	
Judges Total Program Component Score (factored)														40.92
Deductions:														0.00

e Jump take off with wrong edge

ISU World Figure Skating Championships 2011

MEN SHORT PROGRAM JUDGES DETAILS PER SKATER

Rank	Name	Nation	Starting Number	Total Segment Score	Total Element Score	Total Program Component Score (factored)	Total Deductions
4	Artur GACHINSKI	RUS	28	78.34	42.45	35.89	0.00

#	Executed Elements	Info	Base Value	GOE	The Judges Panel (in random order)								Ref	Scores of Panel	
1	4T+3T		14.40	1.57	1	1	2	0	2	1	2	2	2		15.97
2	3A		8.50	0.43	0	2	0	0	1	1	0	0	1		8.93
3	3Lo		5.10	-1.30	-1	-2	-2	-2	-2	-1	-2	-2	-2		3.80
4	CSSp4		3.00	0.43	0	1	1	1	1	1	1	1	2	0	3.43
5	CiSt3		3.30	0.79	1	1	2	2	1	2	1	2	2		4.09
6	FCSp3		2.80	0.50	0	1	2	0	1	1	1	2	1		3.30
7	CCoSp2		2.50	0.43	0	1	2	1	0	1	2	0	1		2.93
			39.60											42.45	

Program Components

	Factor											
Skating Skills	1.00	7.00	7.50	8.50	6.75	7.50	7.50	7.75	7.00	7.50		7.39
Transition / Linking Footwork	1.00	6.50	7.25	7.75	5.75	7.25	6.75	6.75	5.25	6.75		6.71
Performance / Execution	1.00	7.00	7.00	8.25	6.50	7.50	7.50	7.00	7.75	7.00		7.25
Choreography / Composition	1.00	7.50	7.25	7.75	6.75	7.25	7.50	7.00	7.00	7.25		7.25
Interpretation	1.00	7.25	7.00	8.25	6.75	7.50	7.25	7.25	7.75	7.00		7.29
Judges Total Program Component Score (factored)												35.89

Deductions:

0.00

Rank	Name	Nation	Starting Number	Total Segment Score	Total Element Score	Total Program Component Score (factored)	Total Deductions
5	Florent AMODIO	FRA	19	77.64	40.46	37.18	0.00

#	Executed Elements	Info	Base Value	GOE	The Judges Panel (in random order)								Ref	Scores of Panel	
1	3A		8.50	1.86	1	2	1	2	2	2	2	2	2		10.36
2	3Lz+3T		10.10	0.80	1	1	2	1	1	2	1	1	1		10.90
3	3F	e	5.30	-0.70	-1	-1	0	-1	-1	-2	-1	0	-2		4.60
4	FCSp3		2.80	0.36	0	1	1	0	1	0	1	1	1		3.16
5	CiSt2		2.30	1.14	1	3	2	2	2	3	2	2	3		3.44
6	CCoSp4		3.50	0.71	2	2	2	1	2	1	1	0	1		4.21
7	CSSp4		3.00	0.79	1	2	2	1	2	1	1	2	2		3.79
			35.50											40.46	

Program Components

	Factor											
Skating Skills	1.00	7.50	7.75	7.50	6.75	7.50	7.75	7.25	8.00	7.25		7.50
Transition / Linking Footwork	1.00	6.50	7.50	7.25	6.50	7.00	5.75	7.75	8.00	6.50		7.00
Performance / Execution	1.00	6.75	7.75	8.00	7.00	8.00	7.75	7.75	8.50	7.50		7.68
Choreography / Composition	1.00	6.50	7.75	7.00	7.00	7.75	8.00	7.50	8.50	7.25		7.46
Interpretation	1.00	7.00	8.00	7.50	6.75	7.75	7.00	8.00	8.50	7.50		7.54
Judges Total Program Component Score (factored)												37.18

Deductions:

0.00

e Jump take off with wrong edge

Rank	Name	Nation	Starting Number	Total Segment Score	Total Element Score	Total Program Component Score (factored)	Total Deductions
6	Takahiko KOZUKA	JPN	23	77.62	39.83	37.79	0.00

#	Executed Elements	Info	Base Value	GOE	The Judges Panel (in random order)								Ref	Scores of Panel	
1	3Lz+3T		10.10	1.30	3	2	2	2	1	2	2	1	2		11.40
2	3A		8.50	-1.86	-2	-1	-2	-2	-2	-2	-2	-1	-3		6.64
3	FSSp4		3.00	0.64	1	2	1	1	2	0	2	1	1		3.64
4	3F		5.30	0.70	1	2	1	1	1	1	1	1	1		6.00
5	CCSp4		3.20	0.29	0	1	1	1	0	0	1	1	0		3.49
6	SiSt3		3.30	0.93	2	2	2	1	2	1	2	2	2		4.23
7	CCoSp4		3.50	0.93	2	1	1	2	2	3	2	2	2		4.43
			36.90											39.83	

Program Components

	Factor											
Skating Skills	1.00	7.75	8.00	7.50	8.25	7.75	7.25	7.75	8.25	8.25		7.89
Transition / Linking Footwork	1.00	6.75	7.75	7.00	7.00	7.50	6.75	7.50	8.00	8.00		7.36
Performance / Execution	1.00	7.75	8.00	6.75	7.75	7.50	7.00	7.50	7.50	7.75		7.54
Choreography / Composition	1.00	7.50	8.00	7.00	7.75	7.25	7.25	7.00	8.00	7.75		7.50
Interpretation	1.00	7.50	7.75	7.25	8.00	7.25	7.00	7.75	7.50	7.50		7.50
Judges Total Program Component Score (factored)												37.79

Deductions:

0.00

ISU World Figure Skating Championships 2011

MEN SHORT PROGRAM JUDGES DETAILS PER SKATER

Rank	Name	Nation	Starting Number	Total Segment Score	Total Element Score	Total Program Component Score (factored)	Total Deductions
7	Michal BREZINA	CZE	25	77.50	41.10	36.40	0.00

#	Executed Elements	Info	Base Value	GOE	The Judges Panel (in random order)								Ref	Scores of Panel	
1	3A		8.50	1.71	2	2	2	1	2	1	0	2	2		10.21
2	3F+3T		9.40	-0.20	1	0	-2	-1	1	-1	-1	0	0		9.20
3	3Lz		6.00	0.40	0	1	1	1	2	0	0	1	0		6.40
4	FSSp4		3.00	0.50	1	1	2	1	1	1	0	1	1		3.50
5	CCSp4		3.20	0.43	1	2	0	2	1	1	0	1	0		3.63
6	SIS3		3.30	0.86	1	1	2	2	2	2	1	2	2		4.16
7	CCoSp4		3.50	0.50	1	1	1	1	1	1	0	1	1		4.00
			36.90											41.10	

Program Components

	Factor											
Skating Skills	1.00	7.25	7.50	7.25	7.50	7.25	8.00	6.50	7.50	7.50		7.39
Transition / Linking Footwork	1.00	6.75	6.75	6.00	7.25	7.00	8.00	5.50	7.00	7.25		6.86
Performance / Execution	1.00	7.50	7.25	7.00	7.50	7.50	7.75	6.25	7.75	7.50		7.43
Choreography / Composition	1.00	7.25	7.00	7.50	7.50	7.75	8.25	6.25	7.25	7.25		7.36
Interpretation	1.00	7.25	7.25	7.00	7.50	7.50	8.00	6.50	7.75	7.25		7.36
Judges Total Program Component Score (factored)												36.40

Deductions:

0.00

Rank	Name	Nation	Starting Number	Total Segment Score	Total Element Score	Total Program Component Score (factored)	Total Deductions
8	Tomas VERNER	CZE	27	75.94	39.62	37.32	-1.00

#	Executed Elements	Info	Base Value	GOE	The Judges Panel (in random order)								Ref	Scores of Panel	
1	4T		10.30	-3.00	-3	-3	-3	-3	-3	-3	-3	-3	-3		7.30
2	3A		8.50	0.14	0	0	0	0	2	1	0	0	-1		8.64
3	3Lz+3T		10.10	-0.90	-2	-1	-2	0	-1	-1	-1	-1	-2		9.20
4	FUSp4		2.90	0.29	1	1	0	1	1	0	0	1	0		3.19
5	SIS3		3.30	0.71	2	2	1	2	1	1	1	2	0		4.01
6	CCoSp3		3.00	0.64	1	2	2	2	1	1	1	1	0		3.64
7	CSSp4		3.00	0.64	1	2	2	1	2	1	1	1	1		3.64
			41.10											39.62	

Program Components

	Factor											
Skating Skills	1.00	7.25	7.75	7.50	8.25	7.50	7.75	7.50	8.50	6.50		7.64
Transition / Linking Footwork	1.00	7.00	7.25	7.25	8.00	6.75	7.25	7.00	8.00	6.00		7.21
Performance / Execution	1.00	7.25	7.50	7.25	8.75	7.00	7.50	7.00	7.75	6.25		7.32
Choreography / Composition	1.00	8.00	7.25	7.50	8.00	6.75	7.75	7.50	8.50	6.50		7.54
Interpretation	1.00	8.00	7.50	7.50	8.75	7.25	7.50	7.25	8.25	6.25		7.61
Judges Total Program Component Score (factored)												37.32

Deductions:

Falls: -1.00

-1.00

Rank	Name	Nation	Starting Number	Total Segment Score	Total Element Score	Total Program Component Score (factored)	Total Deductions
9	Brian JOUBERT	FRA	20	71.29	34.37	36.92	0.00

#	Executed Elements	Info	Base Value	GOE	The Judges Panel (in random order)								Ref	Scores of Panel	
1	4T+COMBO		10.30	-3.00	-3	-3	-3	-3	-3	-3	-2	-3	-3		7.30
2	3A		8.50	1.00	1	1	1	1	1	1	1	0	2		9.50
3	FUSp3		2.40	0.14	0	1	0	0	0	0	2	0	1		2.54
4	3F	e	5.30	-0.50	-1	-1	-1	-1	-1	-1	0	0	0		4.80
5	CCoSp3		3.00	0.43	1	1	0	1	1	0	1	1	1		3.43
6	CSIS2		2.30	0.86	1	2	2	2	1	1	2	2	2		3.16
7	CSSp4		3.00	0.64	1	1	1	1	2	1	2	2	1		3.64
			34.80											34.37	

Program Components

	Factor											
Skating Skills	1.00	7.75	7.75	7.75	7.25	7.50	7.00	8.00	7.25	7.75		7.57
Transition / Linking Footwork	1.00	7.75	6.50	7.00	7.00	7.00	6.75	7.50	6.75	6.75		6.96
Performance / Execution	1.00	7.50	7.75	8.00	7.00	7.00	7.50	8.50	7.25	7.00		7.43
Choreography / Composition	1.00	8.00	7.50	8.00	6.75	7.25	7.75	7.75	7.50	7.25		7.57
Interpretation	1.00	7.75	7.00	7.75	6.75	7.00	7.75	8.50	7.25	7.25		7.39
Judges Total Program Component Score (factored)												36.92

Deductions:

0.00

e Jump take off with wrong edge

ISU World Figure Skating Championships 2011

MEN SHORT PROGRAM JUDGES DETAILS PER SKATER

Rank	Name	Nation	Starting Number	Total Segment Score	Total Element Score	Total Program Component Score (factored)	Total Deductions
10	Denis TEN	KAZ	5	71.00	39.23	31.77	0.00

#	Executed Elements	Info	Base Value	GOE	The Judges Panel (in random order)								Ref	Scores of Panel	
1	3A		8.50	1.29	2	2	1	1	1	1	1	2	1		9.79
2	3Lz+3T		10.10	-0.20	0	0	0	0	0	-1	-1	-1	0		9.90
3	3F		5.30	0.10	0	0	0	0	0	0	1	1		5.40	
4	CCoSp4		3.50	0.64	1	1	1	1	1	2	1	2	2		4.14
5	CSSp4		3.00	0.07	0	0	1	0	0	0	0	1		3.07	
6	SIS3		3.30	0.43	1	1	1	1	0	1	0	2	1		3.73
7	FCSp4		3.20	0.00	0	0	0	0	0	0	0	1		3.20	
			36.90											39.23	

Program Components

	Factor											
Skating Skills	1.00	6.50	6.25	6.50	6.75	6.50	6.25	6.50	7.00	6.25		6.46
Transition / Linking Footwork	1.00	5.75	6.00	6.00	6.50	6.00	5.50	6.00	6.50	6.25		6.07
Performance / Execution	1.00	6.25	6.50	6.50	6.50	6.25	6.00	6.75	7.00	6.50		6.46
Choreography / Composition	1.00	6.25	5.75	6.50	6.75	5.50	6.00	6.50	7.00	7.00		6.39
Interpretation	1.00	6.50	6.25	6.50	6.50	6.25	5.75	6.25	7.25	6.50		6.39
Judges Total Program Component Score (factored)												31.77

Deductions:

0.00

Rank	Name	Nation	Starting Number	Total Segment Score	Total Element Score	Total Program Component Score (factored)	Total Deductions
11	Richard DORNBUSH	USA	3	70.54	38.25	32.29	0.00

#	Executed Elements	Info	Base Value	GOE	The Judges Panel (in random order)								Ref	Scores of Panel	
1	3Lz+3T		10.10	0.40	0	1	0	1	1	0	1	1	-1		10.50
2	3A		8.50	-1.00	-2	0	-1	-1	-1	-1	-1	1	-2		7.50
3	CSSp4		3.00	0.79	2	2	1	2	2	1	1	2	1		3.79
4	3F	e	5.30	-0.70	-1	-1	-2	-1	-1	-1	1	-1	-1		4.60
5	FCSp4		3.20	0.64	2	1	1	1	1	2	2	1	0		3.84
6	CCoSp4		3.50	0.86	2	2	2	2	1	2	2	1	1		4.36
7	SIS3		3.30	0.36	1	0	1	1	1	0	1	1	0		3.66
			36.90											38.25	

Program Components

	Factor											
Skating Skills	1.00	5.75	6.75	6.25	6.75	7.25	6.75	7.50	6.00	6.50		6.61
Transition / Linking Footwork	1.00	6.00	6.00	6.50	6.50	7.00	6.00	7.50	6.25	6.00		6.32
Performance / Execution	1.00	5.75	6.50	6.00	6.75	7.50	6.50	7.00	6.25	6.50		6.50
Choreography / Composition	1.00	5.75	6.25	6.25	6.50	6.75	5.75	7.50	6.00	6.75		6.32
Interpretation	1.00	6.00	6.50	6.50	6.50	7.25	6.25	7.25	6.25	6.50		6.54
Judges Total Program Component Score (factored)												32.29

Deductions:

0.00

e Jump take off with wrong edge

Rank	Name	Nation	Starting Number	Total Segment Score	Total Element Score	Total Program Component Score (factored)	Total Deductions
12	Ryan BRADLEY	USA	13	70.45	38.84	31.61	0.00

#	Executed Elements	Info	Base Value	GOE	The Judges Panel (in random order)								Ref	Scores of Panel	
1	4T+2T		11.70	0.00	1	0	0	0	0	0	0	0	0		11.70
2	3A		8.50	1.00	1	0	1	1	1	1	1	1	2		9.50
3	CCSp3		2.80	0.29	1	1	0	1	0	0	0	1	1		3.09
4	3F		5.30	0.10	0	0	0	0	0	0	0	1	1		5.40
5	FSSp4		3.00	0.14	0	0	1	1	1	0	0	0	0		3.14
6	SIS2		2.30	0.14	0	0	1	1	0	0	0	0	1		2.44
7	CCoSp4		3.50	0.07	1	0	1	0	0	0	0	0	0		3.57
			37.10											38.84	

Program Components

	Factor											
Skating Skills	1.00	7.00	6.25	6.75	6.75	6.50	6.75	6.25	6.00	6.25		6.50
Transition / Linking Footwork	1.00	6.25	5.50	6.50	6.00	6.00	6.25	6.00	5.50	5.50		5.93
Performance / Execution	1.00	6.50	6.25	7.00	6.00	6.50	6.75	6.50	6.25	6.50		6.46
Choreography / Composition	1.00	6.25	6.25	6.50	6.50	6.25	6.75	6.75	5.50	6.00		6.36
Interpretation	1.00	6.50	6.00	6.75	6.75	5.75	6.50	6.25	6.25	6.25		6.36
Judges Total Program Component Score (factored)												31.61

Deductions:

0.00

ISU World Figure Skating Championships 2011

MEN SHORT PROGRAM JUDGES DETAILS PER SKATER

Rank	Name	Nation	Starting Number	Total Segment Score	Total Element Score	Total Program Component Score (factored)	Total Deductions
13	Ross MINER	USA	6	70.40	38.02	32.38	0.00

#	Executed Elements	Info	Base Value	GOE	The Judges Panel (in random order)								Ref	Scores of Panel	
1	3A		8.50	0.86	1	1	1	1	1	1	2	0	0		9.36
2	3Lz+3T		10.10	0.70	1	1	1	1	1	0	1	1	1		10.80
3	3F	e	5.30	-0.20	-1	0	0	0	-1	0	0	0	-1		5.10
4	CCoSp4		3.50	0.57	1	1	1	0	2	1	1	2	1		4.07
5	FUSp3		2.40	-0.01	-1	1	0	0	0	-1	-1	0	1		2.39
6	SiSt2		2.30	0.43	0	1	1	0	1	1	1	1	1		2.73
7	CSSp4		3.00	0.57	1	1	1	2	1	0	1	1	2		3.57
			35.10											38.02	

Program Components

	Factor											
Skating Skills	1.00	6.25	6.75	7.50	6.75	6.75	7.00	6.00	6.75	6.25		6.64
Transition / Linking Footwork	1.00	5.50	6.00	7.50	6.50	6.25	6.25	5.75	7.00	5.75		6.21
Performance / Execution	1.00	6.00	6.50	7.25	6.75	6.50	6.75	6.25	7.25	6.00		6.57
Choreography / Composition	1.00	5.25	6.00	7.50	7.00	6.50	6.50	6.00	6.75	6.00		6.39
Interpretation	1.00	5.75	7.00	7.25	6.75	6.00	6.50	6.25	7.25	6.25		6.57
Judges Total Program Component Score (factored)												32.38

Deductions:

0.00

e Jump take off with wrong edge

Rank	Name	Nation	Starting Number	Total Segment Score	Total Element Score	Total Program Component Score (factored)	Total Deductions
14	Javier FERNANDEZ	ESP	18	69.16	35.77	33.39	0.00

#	Executed Elements	Info	Base Value	GOE	The Judges Panel (in random order)								Ref	Scores of Panel	
1	3A		8.50	1.71	2	2	2	1	2	2	1	2	1		10.21
2	3F+3T		9.40	-1.40	-2	-2	-2	-2	-2	-2	-2	-1	-2		8.00
3	3Lz		6.00	0.00	0	0	0	0	0	1	0	0	0		6.00
4	FSSp2		2.30	0.29	1	0	1	1	0	1	0	1	0		2.59
5	CCoSp3		3.00	0.29	0	0	0	1	-1	1	1	1	1		3.29
6	CiSt2		2.30	0.79	0	2	2	1	2	2	1	3	1		3.09
7	CCSp3		2.80	-0.21	0	0	-1	-1	0	-2	0	-1	-2		2.59
			34.30											35.77	

Program Components

	Factor											
Skating Skills	1.00	6.75	6.50	6.25	6.50	7.00	6.25	6.25	7.00	6.75		6.57
Transition / Linking Footwork	1.00	6.25	6.00	6.00	6.25	6.25	6.00	6.00	6.75	6.50		6.18
Performance / Execution	1.00	7.00	6.75	6.50	7.25	7.00	7.00	6.25	7.75	6.75		6.89
Choreography / Composition	1.00	6.50	6.75	6.50	6.25	7.25	7.00	6.50	8.00	7.00		6.79
Interpretation	1.00	6.75	6.50	6.50	7.25	7.25	7.25	6.75	8.25	7.00		6.96
Judges Total Program Component Score (factored)												33.39

Deductions:

0.00

Rank	Name	Nation	Starting Number	Total Segment Score	Total Element Score	Total Program Component Score (factored)	Total Deductions
15	Kevin VAN DER PERREN	BEL	24	68.34	35.73	33.61	-1.00

#	Executed Elements	Info	Base Value	GOE	The Judges Panel (in random order)								Ref	Scores of Panel	
1	4T<	<	7.20	-3.00	-3	-3	-3	-3	-3	-3	-3	-3	-3		4.20
2	3A		8.50	1.29	2	1	1	2	1	1	1	1	2		9.79
3	3F+3T		9.40	0.80	1	1	2	1	2	1	1	1	1		10.20
4	CCoSp3		3.00	0.43	1	1	1	1	0	1	0	1	1		3.43
5	CCSp3		2.80	-0.13	-2	0	0	0	-1	-1	0	-1	0		2.67
6	SiSt2		2.30	0.00	0	0	0	0	1	0	0	0	0		2.30
7	FSSp4		3.00	0.14	0	0	1	0	0	1	0	1	0		3.14
			36.20											35.73	

Program Components

	Factor											
Skating Skills	1.00	6.75	7.25	6.75	7.00	6.75	7.25	7.00	6.50	7.50		6.96
Transition / Linking Footwork	1.00	5.75	6.25	6.25	6.25	5.75	7.00	6.75	6.25	7.00		6.36
Performance / Execution	1.00	6.50	7.00	6.50	6.75	6.50	7.50	6.50	6.75	7.25		6.75
Choreography / Composition	1.00	6.75	7.25	6.25	6.50	6.75	6.75	7.00	7.00	7.25		6.86
Interpretation	1.00	6.50	7.00	6.25	6.50	6.75	7.50	6.25	6.75	7.00		6.68
Judges Total Program Component Score (factored)												33.61

Deductions:

Falls: -1.00 -1.00

< Under-rotated jump

ISU World Figure Skating Championships 2011

MEN SHORT PROGRAM JUDGES DETAILS PER SKATER

Rank	Name	Nation	Starting Number	Total Segment Score	Total Element Score	Total Program Component Score (factored)	Total Deductions
16	Peter LIEBERS	GER	10	67.73	36.51	31.22	0.00

#	Executed Elements	Info	Base Value	GOE	The Judges Panel (in random order)								Ref	Scores of Panel	
1	3F+3T		9.40	1.00	2	1	2	1	2	2	0	1	1		10.40
2	3A		8.50	0.86	1	0	2	0	2	1	0	1	1		9.36
3	FCSp2		2.30	0.00	0	0	-1	0	1	0	0	0	0		2.30
4	3Lz		6.00	-0.60	-1	-1	0	-1	-1	0	-2	-1	-1		5.40
5	CSSp3		2.60	0.36	1	1	0	1	1	0	1	0	1		2.96
6	CiSt2		2.30	0.36	1	0	1	0	1	1	0	1	1		2.66
7	CCoSp3		3.00	0.43	2	1	0	1	2	1	1	0	0		3.43
			34.10											36.51	

Program Components

	Factor											
Skating Skills	1.00	6.25	5.75	6.25	6.50	6.25	6.75	6.50	5.50	6.75		6.32
Transition / Linking Footwork	1.00	6.00	5.50	5.75	6.00	6.75	7.00	5.75	5.75	6.75		6.11
Performance / Execution	1.00	5.75	5.75	6.50	6.50	6.50	6.75	6.00	6.00	6.50		6.25
Choreography / Composition	1.00	6.25	6.00	6.00	6.50	6.25	7.50	5.75	6.00	7.00		6.29
Interpretation	1.00	6.00	5.75	6.25	6.25	6.50	7.50	6.25	5.75	6.75		6.25
Judges Total Program Component Score (factored)												31.22

Deductions:

0.00

Rank	Name	Nation	Starting Number	Total Segment Score	Total Element Score	Total Program Component Score (factored)	Total Deductions
17	Anton KOVALEVSKI	UKR	15	65.16	34.23	30.93	0.00

#	Executed Elements	Info	Base Value	GOE	The Judges Panel (in random order)								Ref	Scores of Panel	
1	3A		8.50	-1.57	-2	-2	-1	-2	-1	0	-2	-2	-1		6.93
2	3Lz+3T		10.10	0.00	0	0	0	0	0	0	0	0	1		10.10
3	3Lo		5.10	-0.70	-1	-1	-2	-2	-1	-1	0	0	-1		4.40
4	FCSp2		2.30	-0.09	-1	0	0	-1	0	0	0	-1	0		2.21
5	SIS2		2.30	0.79	2	1	1	1	2	2	2	1	2		3.09
6	CCoSp4		3.50	0.36	1	1	1	0	1	1	0	1	0		3.86
7	CSSp4		3.00	0.64	2	1	2	1	2	1	1	0	1		3.64
			34.80											34.23	

Program Components

	Factor												
Skating Skills	1.00	5.75	6.25	6.00	6.25	7.00	6.00	6.50	6.50	6.50	6.50		6.29
Transition / Linking Footwork	1.00	5.25	5.75	5.50	5.50	6.50	5.50	6.00	6.25	6.25		5.82	
Performance / Execution	1.00	5.50	6.00	6.25	5.75	7.25	6.25	6.00	6.50	6.50		6.18	
Choreography / Composition	1.00	6.00	6.25	6.00	5.50	6.75	6.50	6.00	7.00	6.75		6.32	
Interpretation	1.00	6.00	6.50	5.75	6.00	7.50	6.75	6.25	6.25	6.50		6.32	
Judges Total Program Component Score (factored)												30.93	

Deductions:

0.00

Rank	Name	Nation	Starting Number	Total Segment Score	Total Element Score	Total Program Component Score (factored)	Total Deductions
18	Samuel CONTESTI	ITA	29	64.59	28.62	35.97	0.00

#	Executed Elements	Info	Base Value	GOE	The Judges Panel (in random order)								Ref	Scores of Panel	
1	3Lz+3T		10.10	0.50	0	2	1	1	1	1	0	0	1		10.60
2	1A		1.10	-0.60	-3	-3	-3	-3	-3	-3	-3	-3		0.50	
3	3F		5.30	-0.40	0	-1	-1	0	-1	-1	-1	0	0		4.90
4	FSSp4		3.00	0.29	0	0	1	1	1	0	0	1	1		3.29
5	SIS3		3.30	0.86	1	3	2	2	2	2	1	1	2		4.16
6	CCSp2		2.30	-0.34	-1	-2	-1	-2	0	-1	-1	-1	-1		1.96
7	CCoSp3		3.00	0.21	0	-2	0	0	1	1	1	0	1		3.21
			28.10											28.62	

Program Components

	Factor											
Skating Skills	1.00	7.50	7.00	7.25	7.00	7.25	7.00	6.75	7.00	7.00		7.07
Transition / Linking Footwork	1.00	7.50	6.25	7.50	6.75	7.00	7.00	6.75	6.75	6.75		6.93
Performance / Execution	1.00	6.75	7.50	7.75	7.00	7.50	7.25	7.25	7.00	6.75		7.18
Choreography / Composition	1.00	7.75	8.00	7.25	7.50	7.00	7.50	7.50	7.25	7.25		7.43
Interpretation	1.00	7.25	8.00	7.75	7.25	7.50	7.25	7.25	7.25	7.25		7.36
Judges Total Program Component Score (factored)												35.97

Deductions:

0.00

ISU World Figure Skating Championships 2011

MEN SHORT PROGRAM JUDGES DETAILS PER SKATER

Rank	Name	Nation	Starting Number	Total Segment Score	Total Element Score	Total Program Component Score (factored)	Total Deductions
19	Kevin REYNOLDS	CAN	16	64.36	34.00	31.36	-1.00

#	Executed Elements	Info	Base Value	GOE	The Judges Panel (in random order)									Ref	Scores of Panel	
1	4S<	<	7.40	-3.00	-3	-3	-3	-3	-3	-3	-3	-3	-3	-3		4.40
2	3A		8.50	-0.57	0	0	0	-1	0	-2	-1	-2	0		7.93	
3	3Lz+3T		10.10	0.00	0	0	0	0	-1	1	0	0	0		10.10	
4	FUSp3		2.40	0.21	1	0	1	0	1	0	0	0	1		2.61	
5	CSSp2		2.30	0.00	0	0	0	0	0	0	0	0	-1		2.30	
6	SIS2		2.30	0.36	1	1	1	0	1	0	0	1	1		2.66	
7	CCoSp4		3.50	0.50	1	1	2	1	1	1	1	1	0		4.00	
			36.50												34.00	

Program Components

	Factor														
Skating Skills	1.00	6.75	6.50	7.00	6.50	6.00	6.00	5.50	6.00	6.50					6.32
Transition / Linking Footwork	1.00	6.25	6.25	6.25	6.50	5.50	6.00	5.50	5.75	6.75					6.07
Performance / Execution	1.00	6.50	6.25	6.75	6.75	6.00	6.00	5.25	5.75	6.50					6.25
Choreography / Composition	1.00	6.25	6.50	6.00	6.75	6.50	6.25	5.25	6.25	6.75					6.36
Interpretation	1.00	6.75	6.50	7.00	6.50	6.50	6.25	5.50	5.75	6.25					6.36
Judges Total Program Component Score (factored)														31.36	

Deductions: Falls: -1.00 **-1.00**

< Under-rotated jump

Rank	Name	Nation	Starting Number	Total Segment Score	Total Element Score	Total Program Component Score (factored)	Total Deductions
20	Nan SONG	CHN	4	63.78	35.56	28.22	0.00

#	Executed Elements	Info	Base Value	GOE	The Judges Panel (in random order)									Ref	Scores of Panel
1	3Lz+3T		10.10	0.30	0	1	0	0	1	-1	0	1	1		10.40
2	3A		8.50	0.86	1	0	0	1	1	1	1	1	1		9.36
3	FCSp3		2.80	-0.04	1	0	-2	0	0	0	-1	0	0		2.76
4	3F	e	5.30	-1.20	-1	-1	-1	-2	-2	-2	-2	-2	-2		4.10
5	CSSp4		3.00	0.29	1	1	0	0	1	0	1	1	0		3.29
6	SIS2		2.30	0.21	0	1	0	1	-1	0	0	1	1		2.51
7	CCoSp3		3.00	0.14	1	1	0	0	0	0	0	1	0		3.14
			35.00												35.56

Program Components

	Factor														
Skating Skills	1.00	5.75	7.00	5.75	6.25	6.00	4.75	5.50	6.50	6.25					6.00
Transition / Linking Footwork	1.00	5.50	6.00	5.50	5.75	4.75	4.25	4.75	5.75	5.50					5.36
Performance / Execution	1.00	6.25	6.50	5.50	6.25	5.50	4.50	4.75	6.25	5.75					5.75
Choreography / Composition	1.00	5.50	6.00	5.50	6.00	5.00	4.75	5.00	6.00	5.75					5.54
Interpretation	1.00	6.00	6.25	5.00	6.00	4.75	4.25	5.00	6.75	6.00					5.57
Judges Total Program Component Score (factored)														28.22	

Deductions: **0.00**

e Jump take off with wrong edge

Rank	Name	Nation	Starting Number	Total Segment Score	Total Element Score	Total Program Component Score (factored)	Total Deductions
21	Joey RUSSELL	CAN	7	61.69	30.90	30.79	0.00

#	Executed Elements	Info	Base Value	GOE	The Judges Panel (in random order)									Ref	Scores of Panel
1	3A		8.50	0.00	0	0	0	0	0	0	0	1	0		8.50
2	3F<	<	3.70	-2.10	-3	-2	-3	-3	-3	-3	-3	-3	-3		1.60
3	CSSp4		3.00	0.14	0	0	1	0	1	0	1	0	0		3.14
4	3Lz+3T<	<	8.90	-1.20	-1	-2	-2	-2	-2	-1	-1	-2	-2		7.70
5	FCSp3		2.80	0.29	1	1	0	0	2	1	1	0	0		3.09
6	SIS2		2.30	0.71	2	1	1	0	2	2	2	1	1		3.01
7	CCoSp4		3.50	0.36	1	1	1	0	1	0	0	1	1		3.86
			32.70												30.90

Program Components

	Factor														
Skating Skills	1.00	6.75	6.00	6.25	6.25	5.75	6.75	5.75	5.75	6.00					6.11
Transition / Linking Footwork	1.00	6.75	5.75	5.75	5.50	6.25	6.00	6.00	5.50	5.50					5.82
Performance / Execution	1.00	7.00	6.50	6.50	6.25	5.75	6.50	6.00	6.50	5.75					6.29
Choreography / Composition	1.00	7.00	6.00	6.00	6.50	6.25	6.25	6.75	6.00	6.00					6.25
Interpretation	1.00	6.75	6.25	6.25	6.00	6.50	6.75	6.50	6.00	5.50					6.32
Judges Total Program Component Score (factored)														30.79	

Deductions: **0.00**

< Under-rotated jump

ISU World Figure Skating Championships 2011

MEN SHORT PROGRAM JUDGES DETAILS PER SKATER

Rank	Name	Nation	Starting Number	Total Segment Score	Total Element Score	Total Program Component Score (factored)	Total Deductions
22	Jorik HENDRICKX	BEL	12	60.74	31.96	28.78	0.00

#	Executed Elements	Info	Base Value	GOE	The Judges Panel (in random order)								Ref	Scores of Panel	
1	3Lz+3T		10.10	-0.70	-1	-1	0	-1	-1	-1	-1	-1	-1		9.40
2	3Lo		5.10	-0.70	-1	-1	-1	-1	-1	-1	-1	-1	-1		4.40
3	CSSp4		3.00	0.36	1	1	1	1	1	0	0	0	1		3.36
4	2A		3.30	0.43	1	1	1	0	1	1	1	0	2		3.73
5	CiSt3		3.30	0.29	0	1	2	0	1	0	0	1	1		3.59
6	CCoSp4		3.50	0.57	1	1	2	1	1	1	1	1	2		4.07
7	FCSp4		3.20	0.21	1	0	1	0	1	0	0	1	0		3.41
			31.50											31.96	

Program Components

	Factor											
Skating Skills	1.00	5.50	5.75	6.00	6.50	6.00	6.00	5.75	6.00	5.50		5.86
Transition / Linking Footwork	1.00	5.25	5.50	5.50	6.00	5.25	6.00	5.50	5.50	5.25		5.50
Performance / Execution	1.00	6.00	6.00	6.00	6.25	5.75	5.75	6.00	5.75	5.50		5.89
Choreography / Composition	1.00	5.75	5.75	5.50	5.75	5.50	6.25	6.00	5.75	5.25		5.71
Interpretation	1.00	5.75	6.25	5.75	6.50	5.50	6.00	5.75	5.75	5.25		5.82
Judges Total Program Component Score (factored)												28.78

Deductions:

0.00

Rank	Name	Nation	Starting Number	Total Segment Score	Total Element Score	Total Program Component Score (factored)	Total Deductions
23	Paolo BACCHINI	ITA	8	58.96	30.77	29.19	-1.00

#	Executed Elements	Info	Base Value	GOE	The Judges Panel (in random order)								Ref	Scores of Panel	
1	3A		8.50	-3.00	-3	-3	-3	-3	-3	-3	-3	-3	-3		5.50
2	3Lz+3T		10.10	-0.70	-1	-1	-1	-1	-1	-1	-1	-1	-1		9.40
3	3Lo		5.10	-0.50	-1	0	-1	0	0	-1	-2	0	-2		4.60
4	FCSp2		2.30	0.00	0	0	0	0	0	0	0	0	0		2.30
5	CSSp3		2.60	0.00	0	1	0	0	0	0	0	0	0		2.60
6	CiSt1		1.80	0.50	0	1	1	1	1	1	1	1	1		2.30
7	CCoSp4		3.50	0.57	1	2	0	1	1	2	1	1	1		4.07
			33.90											30.77	

Program Components

	Factor											
Skating Skills	1.00	5.75	6.00	5.75	5.25	6.50	6.00	6.00	5.25	5.75		5.79
Transition / Linking Footwork	1.00	5.50	6.00	5.75	4.75	5.75	5.75	5.25	5.25	5.25		5.50
Performance / Execution	1.00	5.50	6.50	5.50	5.00	6.00	6.25	6.25	5.50	5.50		5.79
Choreography / Composition	1.00	5.75	6.50	6.00	5.75	6.50	5.75	6.50	5.50	6.25		6.07
Interpretation	1.00	5.75	6.25	5.75	5.75	6.25	6.75	6.25	6.00	6.00		6.04
Judges Total Program Component Score (factored)												29.19

Deductions:

Falls: -1.00

-1.00

Rank	Name	Nation	Starting Number	Total Segment Score	Total Element Score	Total Program Component Score (factored)	Total Deductions
24	Kim LUCINE	MON	14	58.81	31.81	28.00	-1.00

#	Executed Elements	Info	Base Value	GOE	The Judges Panel (in random order)								Ref	Scores of Panel	
1	3A		8.50	-3.00	-3	-3	-3	-3	-3	-3	-3	-3	-3		5.50
2	3F+3T		9.40	0.30	0	1	-1	0	1	0	1	1	0		9.70
3	3Lz		6.00	-0.30	0	0	0	-1	0	0	-1	-1	-1		5.70
4	FUSp3		2.40	0.00	0	0	0	-1	0	0	0	0	0		2.40
5	CSSp4		3.00	0.07	0	1	0	0	0	0	0	0	1		3.07
6	SiSt1		1.80	0.00	0	0	0	0	0	-1	0	1	0		1.80
7	CCoSp4		3.50	0.14	0	0	0	1	0	1	0	1	-1		3.64
			34.60											31.81	

Program Components

	Factor											
Skating Skills	1.00	5.75	6.00	5.50	5.50	5.75	6.25	5.75	5.75	6.00		5.79
Transition / Linking Footwork	1.00	5.50	5.50	5.00	5.00	5.75	5.50	5.00	5.50	5.75		5.39
Performance / Execution	1.00	6.00	5.75	5.25	5.25	5.75	6.00	5.50	6.00	5.50		5.68
Choreography / Composition	1.00	6.00	5.50	5.25	5.25	6.00	5.75	5.00	5.25	6.00		5.57
Interpretation	1.00	5.75	5.50	4.75	5.00	6.00	5.75	5.50	6.25	5.50		5.57
Judges Total Program Component Score (factored)												28.00

Deductions:

Falls: -1.00

-1.00

ISU World Figure Skating Championships 2011

MEN SHORT PROGRAM JUDGES DETAILS PER SKATER

Rank	Name	Nation	Starting Number	Total Segment Score	Total Element Score	Total Program Component Score (factored)	Total Deductions
25	Adrian SCHULTHEISS	SWE	21	58.41	29.63	30.78	-2.00

#	Executed Elements	Info	Base Value	GOE	The Judges Panel (in random order)								Ref	Scores of Panel	
1	3F+3T		9.40	0.50	1	1	1	1	1	0	0	1	0		9.90
2	3A		8.50	-2.00	-2	-2	-2	-2	-2	-2	-2	-2	-2		6.50
3	3Lz		6.00	-2.10	-3	-3	-3	-3	-3	-3	-3	-3	-3		3.90
4	FCSp1		1.90	0.29	0	1	1	1	1	0	1	0	0		2.19
5	CCoSp2		2.50	0.50	1	1	1	1	1	1	1	1	1		3.00
6	SIS2		2.30	-0.90	-3	-3	-3	-3	-3	-3	-3	-3	-3		1.40
7	CSSp3		2.60	0.14	1	1	0	0	0	-1	1	0			2.74
			33.20											29.63	

Program Components			Factor											
Skating Skills	1.00	6.25	6.50	6.75	6.50	6.50	6.25	6.50	6.25	6.50	6.25	6.75	6.46	
Transition / Linking Footwork	1.00	6.50	5.75	7.00	6.00	6.00	5.75	5.50	5.75	6.25	6.25	6.00	6.00	
Performance / Execution	1.00	6.50	5.75	5.75	6.25	5.75	6.00	6.00	5.75	6.00	6.00	5.93	5.93	
Choreography / Composition	1.00	6.25	6.50	6.75	6.00	5.75	6.50	6.00	6.25	6.25	6.25	6.25	6.25	
Interpretation	1.00	6.75	5.75	6.25	6.00	6.25	6.25	5.75	6.00	6.50	6.50	6.14	6.14	
Judges Total Program Component Score (factored)														30.78
Deductions:			Falls: -2.00											-2.00

Rank	Name	Nation	Starting Number	Total Segment Score	Total Element Score	Total Program Component Score (factored)	Total Deductions
26	Viktor PFEIFER	AUT	1	56.68	29.01	28.67	-1.00

#	Executed Elements	Info	Base Value	GOE	The Judges Panel (in random order)								Ref	Scores of Panel	
1	3Lz		6.00	0.60	1	1	0	1	0	0	2	2	1		6.60
2	3S+3T		8.30	0.20	1	0	0	0	0	0	1	1	0		8.50
3	2A		3.30	-1.50	-3	-3	-3	-3	-3	-3	-3	-3	-3		1.80
4	CCSp4		3.20	0.29	2	1	0	0	0	1	1	1	0		3.49
5	SIS2		2.30	0.21	0	0	0	0	1	0	1	1	1		2.51
6	CCoSp4		3.50	0.14	2	0	0	0	0	0	1	1	0		3.64
7	FSSp3		2.60	-0.13	0	-1	-1	0	0	-1	-1	0	0		2.47
			29.20											29.01	

Program Components			Factor											
Skating Skills	1.00	6.50	5.75	5.75	5.50	6.50	6.00	5.75	5.75	5.75	5.75	5.75	5.89	
Transition / Linking Footwork	1.00	6.00	5.00	5.25	5.00	6.00	5.25	4.75	5.00	5.00	5.75	5.32	5.32	
Performance / Execution	1.00	6.25	5.50	5.75	5.75	5.75	5.50	5.75	6.00	5.50	5.50	5.71	5.71	
Choreography / Composition	1.00	6.50	5.25	6.00	5.75	6.50	5.75	6.00	5.75	5.75	5.75	5.93	5.93	
Interpretation	1.00	6.75	5.50	6.25	5.50	6.00	5.50	6.00	5.75	5.75	5.75	5.82	5.82	
Judges Total Program Component Score (factored)														28.67
Deductions:			Falls: -1.00											-1.00

Rank	Name	Nation	Starting Number	Total Segment Score	Total Element Score	Total Program Component Score (factored)	Total Deductions
27	Min-Seok KIM	KOR	2	56.19	31.33	24.86	0.00

#	Executed Elements	Info	Base Value	GOE	The Judges Panel (in random order)								Ref	Scores of Panel	
1	3A		8.50	0.29	1	0	0	1	1	0	0	0	0		8.79
2	3S+2Lo		6.00	0.00	0	0	0	0	0	0	1	0	0		6.00
3	FCSp3		2.80	0.07	0	0	0	0	-1	0	0	1	1		2.87
4	3Lz		6.00	-1.00	-2	-1	-1	-2	-2	-1	-1	-2	-1		5.00
5	CSSp4		3.00	0.29	0	0	0	0	1	1	1	1	1		3.29
6	SIS1		1.80	-0.21	0	-1	-1	-1	0	0	-1	-1	-1		1.59
7	CCoSp4		3.50	0.29	0	1	0	0	1	1	1	1	0		3.79
			31.60											31.33	

Program Components			Factor											
Skating Skills	1.00	6.00	5.50	5.00	5.50	5.50	5.50	6.00	4.75	5.75	5.75	5.54	5.54	
Transition / Linking Footwork	1.00	3.75	5.00	4.75	4.00	5.00	4.75	5.25	4.00	5.25	4.00	4.68	4.68	
Performance / Execution	1.00	5.25	5.25	4.75	5.25	5.75	4.75	5.00	4.75	4.75	4.75	5.00	5.00	
Choreography / Composition	1.00	5.00	5.00	5.25	4.75	5.25	5.00	5.50	4.50	4.75	4.75	5.00	5.00	
Interpretation	1.00	3.75	4.75	4.75	5.00	5.00	4.75	5.25	4.25	4.00	4.00	4.64	4.64	
Judges Total Program Component Score (factored)														24.86
Deductions:														0.00

ISU World Figure Skating Championships 2011

MEN SHORT PROGRAM JUDGES DETAILS PER SKATER

Rank	Name	Nation	Starting Number	Total Segment Score	Total Element Score	Total Program Component Score (factored)	Total Deductions
28	Alexander MAJOROV	SWE	17	54.24	23.27	30.97	0.00

#	Executed Elements	Info	Base Value	GOE	The Judges Panel (in random order)									Ref	Scores of Panel	
1	3A<	<	6.00	-3.00	-3	-3	-3	-3	-3	-3	-3	-3	-3	-3		3.00
2	1Lz+1T		1.00	-0.30	-3	-3	-3	-3	-3	-3	-3	-3	-3	-3		0.70
3	3F		5.30	0.10	0	0	2	0	-1	1	1	-1	0		5.40	
4	CSSp4		3.00	0.57	1	1	2	1	1	1	1	1	2		3.57	
5	SISt3		3.30	0.57	1	2	1	0	1	2	1	0	2		3.87	
6	FCSp3		2.80	0.00	0	0	-1	0	0	0	0	0	0		2.80	
7	CCoSp4		3.50	0.43	0	1	1	1	1	1	0	1	1		3.93	
			24.90												23.27	

Program Components

	Factor													
Skating Skills	1.00	6.75	6.50	5.75	6.00	6.25	6.50	6.25	6.50	6.50	6.50	6.50		6.36
Transition / Linking Footwork	1.00	6.50	6.00	5.25	5.75	5.75	5.75	5.75	5.75	5.75	6.25	6.25		5.86
Performance / Execution	1.00	5.75	6.75	5.75	6.50	5.50	6.50	6.00	6.00	6.00	6.25	6.25		6.11
Choreography / Composition	1.00	6.75	6.00	5.75	6.50	6.25	6.50	6.25	5.75	6.50	6.50		6.25	
Interpretation	1.00	6.25	6.75	6.00	6.25	6.25	7.25	6.25	6.25	6.25	6.75		6.39	
Judges Total Program Component Score (factored)													30.97	

Deductions:

Deductions: 0.00

< Under-rotated jump

Rank	Name	Nation	Starting Number	Total Segment Score	Total Element Score	Total Program Component Score (factored)	Total Deductions
29	Maxim SHIPOV	ISR	9	50.10	26.64	24.46	-1.00

#	Executed Elements	Info	Base Value	GOE	The Judges Panel (in random order)									Ref	Scores of Panel
1	3A		8.50	-3.00	-3	-3	-3	-3	-3	-3	-3	-3	-3		5.50
2	3F+2T		6.70	-1.90	-3	-2	-2	-2	-3	-3	-3	-3	-3		4.80
3	FCSp1		1.90	0.00	0	0	0	0	0	-1	0	0	0		1.90
4	3Lz		6.00	0.00	0	0	-1	0	0	0	0	0	0		6.00
5	SISt2		2.30	0.00	0	0	1	0	0	0	0	0	0		2.30
6	CCoSp4		3.50	-0.17	-1	-1	0	-1	0	0	-1	0	-1		3.33
7	CSSp3		2.60	0.21	1	0	1	0	0	1	0	1	0		2.81
			31.50												26.64

Program Components

	Factor													
Skating Skills	1.00	5.50	4.75	5.25	5.00	5.25	5.25	5.50	5.50	5.50	5.75	5.75		5.32
Transition / Linking Footwork	1.00	5.00	4.00	4.75	4.50	3.75	4.50	4.25	5.00	5.25	5.25		4.57	
Performance / Execution	1.00	5.00	4.75	5.00	4.25	4.50	4.50	5.00	5.75	5.00	5.00		4.82	
Choreography / Composition	1.00	5.00	4.50	5.25	4.75	4.50	5.00	5.25	5.25	5.00	5.00		4.96	
Interpretation	1.00	4.75	4.50	5.25	4.00	4.00	4.75	4.50	5.75	5.75	5.75		4.79	
Judges Total Program Component Score (factored)													24.46	

Deductions:

Falls: -1.00

Rank	Name	Nation	Starting Number	Total Segment Score	Total Element Score	Total Program Component Score (factored)	Total Deductions
30	Misha GE	UZB	11	49.61	22.80	26.81	0.00

#	Executed Elements	Info	Base Value	GOE	The Judges Panel (in random order)									Ref	Scores of Panel
1	3F	e	5.30	-2.10	-3	-3	-3	-3	-3	-3	-2	-3	-3		3.20
2	3Lz+3T<	<	8.90	-1.60	-2	-2	-2	-3	-3	-2	-2	-2	-3		7.30
3	CSSp2		2.30	0.00	0	0	0	0	0	1	-1	0	0		2.30
4	2A		3.30	0.07	0	0	0	0	0	1	0	0	1		3.37
5	CCoSp2		2.50	0.14	0	0	0	0	0	1	1	1	0		2.64
6	SISt1		1.80	0.50	0	0	1	0	1	2	2	1	2		2.30
7	FCSp1		1.90	-0.21	-2	0	-1	-1	0	0	-2	-1	0		1.69
			26.00												22.80

Program Components

	Factor												
Skating Skills	1.00	5.50	5.00	5.50	6.00	4.75	5.25	5.00	5.25	5.25	5.25		5.25
Transition / Linking Footwork	1.00	4.75	4.75	5.00	5.25	4.75	5.50	4.00	5.25	5.00	5.00		4.96
Performance / Execution	1.00	5.25	5.50	6.00	5.25	5.50	5.75	4.75	5.50	5.50	5.50		5.46
Choreography / Composition	1.00	5.00	5.25	5.25	5.75	5.50	6.00	5.25	5.50	5.50	5.50		5.43
Interpretation	1.00	5.50	5.25	6.25	5.50	6.00	6.25	4.75	5.75	5.75	5.75		5.71
Judges Total Program Component Score (factored)													26.81

Deductions:

Deductions: 0.00

< Under-rotated jump e Jump take off with wrong edge



ISU WORLD FIGURE SKATING CHAMPIONSHIPS® 2011

April 25 – May 1, 2011 – Moscow / Russia



ISU World Figure Skating Championships 2011

RESULTS

MEN FREE SKATING

Pl.	Name	Nation	Total Segment Score
1	Patrick CHAN	CAN	187.96
2	Takahiko KOZUKA	JPN	180.79
3	Artur GACHINSKI	RUS	163.52
4	Brian JOUBERT	FRA	156.38
5	Michal BREZINA	CZE	156.11
6	Daisuke TAKAHASHI	JPN	152.72
7	Florent AMODIO	FRA	152.04
8	Richard DORNBUSH	USA	151.88
9	Nobunari ODA	JPN	150.69
10	Javier FERNANDEZ	ESP	149.10
11	Ross MINER	USA	147.53
12	Ryan BRADLEY	USA	142.26
13	Tomas VERNER	CZE	140.93
14	Denis TEN	KAZ	138.99
15	Peter LIEBERS	GER	137.86
16	Anton KOVALEVSKI	UKR	136.48
17	Samuel CONTESTI	ITA	131.81
18	Kevin VAN DER PERREN	BEL	128.76
19	Jorik HENDRICKX	BEL	127.50
20	Paolo BACCHINI	ITA	124.17
21	Kevin REYNOLDS	CAN	122.87
22	Kim LUCINE	MON	113.12
23	Nan SONG	CHN	112.31
24	Joey RUSSELL	CAN	107.04

Printed: 28/04/2011 17:06:57

Official ISU Sponsors



ASIENCE



CITIZEN® GUINOT



25th Anniversary logo

JINRO

木下工務店



MARY COHR

OLYMPUS



ISU World Figure Skating Championships 2011

MEN FREE SKATING JUDGES DETAILS PER SKATER

Rank	Name	Nation	Starting Number	Total Segment Score	Total Element Score	Total Program Component Score (factored)	Total Deductions
1	Patrick CHAN	CAN	19	187.96	96.44	91.52	0.00

#	Executed Elements	Info	Base Value	GOE	The Judges Panel (in random order)									Ref	Scores of Panel
1	4T		10.30	1.29	2	1	2	1	2	1	1	1	1	1	11.59
2	4T+3T		14.40	2.43	2	2	2	2	3	3	3	2	3	16.83	
3	3Lz		6.00	0.90	1	2	1	1	2	1	2	1	1	6.90	
4	SIS3		3.30	1.29	3	3	3	2	2	3	2	1	3	4.59	
5	FSSp4		3.00	1.00	2	2	2	2	2	3	2	2	2	4.00	
6	3A		9.35 x	-1.57	-1	-2	-2	-1	-2	-1	-2	-1	-2	7.78	
7	3Lz+1Lo+3S		11.77 x	1.20	1	2	1	2	2	2	1	2	2	12.97	
8	CSSp3		2.60	1.07	2	1	3	2	3	2	2	2	2	3.67	
9	3F		5.83 x	1.40	2	2	2	2	2	1	2	2	2	7.23	
10	3Lo		5.61 x	0.10	0	1	0	0	0	1	0	0	0	5.71	
11	2A+2T		5.17 x	0.50	1	2	1	1	1	2	0	1	0	5.67	
12	ChSt1		2.00	2.86	3	2	3	3	2	3	3	3	3	4.86	
13	CCoSp4		3.50	1.14	2	2	2	3	2	3	2	2	3	4.64	
			82.83											96.44	

Program Components

Factor

Skating Skills	2.00	9.00	9.50	9.25	8.75	9.00	9.75	9.00	10.00	9.25	9.25
Transition / Linking Footwork	2.00	9.00	9.25	8.75	9.00	8.25	9.50	8.50	9.00	9.00	8.93
Performance / Execution	2.00	9.25	9.25	9.25	8.75	8.50	10.00	8.25	9.50	9.25	9.11
Choreography / Composition	2.00	9.00	9.50	9.00	9.00	8.50	9.75	8.50	9.25	9.50	9.11
Interpretation	2.00	9.25	9.50	9.25	9.25	8.75	10.00	8.25	10.00	9.50	9.36
Judges Total Program Component Score (factored)											91.52

Deductions:

0.00

x Credit for highlight distribution, base value multiplied by 1.1

Rank	Name	Nation	Starting Number	Total Segment Score	Total Element Score	Total Program Component Score (factored)	Total Deductions
2	Takahiko KOZUKA	JPN	23	180.79	98.53	82.26	0.00

#	Executed Elements	Info	Base Value	GOE	The Judges Panel (in random order)									Ref	Scores of Panel
1	4T		10.30	2.29	2	2	2	3	1	2	2	3	3	12.59	
2	3A		8.50	2.43	2	2	3	3	2	2	3	3	2	10.93	
3	3Lz+2T		7.40	1.00	1	2	2	1	1	1	2	1	2	8.40	
4	CCoSp4		3.50	0.64	1	2	2	1	1	1	1	1	2	4.14	
5	SeSt3		3.30	1.07	3	2	3	2	2	2	2	2	1	4.37	
6	3A+2T+2Lo		12.87 x	1.57	2	1	2	2	1	1	2	1	2	14.44	
7	3F		5.83 x	1.00	2	1	1	2	1	2	1	1	2	6.83	
8	3Lz+3T		11.11 x	1.40	2	2	2	2	1	2	2	2	3	12.51	
9	3Lo		5.61 x	1.00	2	2	1	2	1	1	2	1	1	6.61	
10	3S		4.62 x	0.80	2	1	1	1	1	2	1	1	1	5.42	
11	FSSp4		3.00	0.79	1	2	2	1	1	2	1	2	2	3.79	
12	ChSt1		2.00	2.00	2	2	2	2	2	3	1	2	2	4.00	
13	FCCoSp4		3.50	1.00	2	2	2	2	1	3	1	3	2	4.50	
			81.54											98.53	

Program Components

Factor

Skating Skills	2.00	8.25	8.50	8.50	8.25	8.25	8.00	8.75	8.50	8.50	8.39
Transition / Linking Footwork	2.00	7.50	7.75	8.25	7.75	8.00	8.00	8.75	8.00	7.75	7.93
Performance / Execution	2.00	7.75	8.00	9.00	8.25	8.50	8.50	9.50	8.25	8.25	8.39
Choreography / Composition	2.00	7.75	8.25	8.50	7.75	8.00	8.50	9.00	8.50	8.00	8.21
Interpretation	2.00	7.50	8.00	8.50	8.00	8.00	8.50	8.75	8.25	8.25	8.21
Judges Total Program Component Score (factored)											82.26

Deductions:

0.00

x Credit for highlight distribution, base value multiplied by 1.1

ISU World Figure Skating Championships 2011

MEN FREE SKATING JUDGES DETAILS PER SKATER

Rank	Name	Nation	Starting Number	Total Segment Score	Total Element Score	Total Program Component Score (factored)	Total Deductions
3	Artur GACHINSKI	RUS	21	163.52	85.66	77.86	0.00

#	Executed Elements	Info	Base Value	GOE	The Judges Panel (in random order)										Ref	Scores of Panel
1	4T		10.30	1.71	2	2	2	3	1	1	2	2	1		12.01	
2	3A+2T+2Lo		11.70	-0.57	-1	-1	-1	-1	0	0	0	0	-1		11.13	
3	3A		8.50	1.00	1	1	1	2	1	0	1	1	1		9.50	
4	FCSp3		2.80	0.64	2	1	1	2	1	0	1	1	2		3.44	
5	3Lz+3T		10.10	1.10	1	2	2	2	1	1	1	2	2		11.20	
6	3Lo		5.10	0.10	0	0	1	0	0	0	1	0	0		5.20	
7	CiSt3		3.30	0.93	3	2	2	1	1	2	2	2	2		4.23	
8	CSSp3		2.60	0.71	1	2	2	2	1	1	2	1	1		3.31	
9	3Lz		6.60 x	0.60	1	1	2	1	0	1	0	1	1		7.20	
10	3F	e	5.83 x	-0.70	-1	-1	-1	-1	0	-1	-1	-1	-1		5.13	
11	2A+2A+SEQ		5.81 x	0.21	1	0	0	0	0	0	1	1	1		6.02	
12	ChSt1		2.00	1.86	2	2	2	2	2	2	1	1	2		3.86	
13	CCoSp3		3.00	0.43	2	1	0	2	0	1	1	0	1		3.43	
			77.64												85.66	

Program Components	Factor											
Skating Skills	2.00	7.75	7.75	8.25	8.50	7.25	7.50	7.75	7.75	7.75	7.25	7.71
Transition / Linking Footwork	2.00	7.50	7.50	8.00	7.50	6.75	7.00	7.50	7.00	7.00	7.29	
Performance / Execution	2.00	8.25	7.75	8.00	8.00	7.50	8.00	7.75	8.00	8.00	7.93	
Choreography / Composition	2.00	8.00	8.25	8.00	7.75	7.50	8.00	7.75	8.00	8.00	7.93	
Interpretation	2.00	8.50	8.00	8.00	8.00	8.00	8.00	8.00	8.00	8.75	8.07	
Judges Total Program Component Score (factored)												77.86

Deductions: 0.00

x Credit for highlight distribution, base value multiplied by 1.1 e Jump take off with wrong edge

Rank	Name	Nation	Starting Number	Total Segment Score	Total Element Score	Total Program Component Score (factored)	Total Deductions
4	Brian JOUBERT	FRA	13	156.38	80.80	75.58	0.00

#	Executed Elements	Info	Base Value	GOE	The Judges Panel (in random order)										Ref	Scores of Panel
1	4T		10.30	2.57	2	1	3	3	2	2	3	3	3		12.87	
2	3T		4.10	1.10	2	2	2	2	1	1	0	2	1		5.20	
3	3A+2T		9.90	0.29	0	0	0	1	0	0	0	1	2		10.19	
4	FUSp3		2.40	0.14	0	0	0	1	0	0	0	1	1		2.54	
5	CiSt2		2.30	0.71	2	2	2	2	1	0	1	1	1		3.01	
6	3Lz		6.60 x	1.20	2	1	1	3	1	2	2	2	2		7.80	
7	3A		9.35 x	0.43	1	0	1	1	0	0	0	1	0		9.78	
8	3S+2T		6.16 x	0.80	1	1	0	2	1	1	1	1	2		6.96	
9	3Lo+3T		10.12 x	-1.10	-2	-1	-1	-1	-2	-2	-2	-2	-1		9.02	
10	CSSp1		1.90	0.07	1	0	0	0	-1	0	0	0	1		1.97	
11	ChSt1		2.00	1.29	2	1	2	2	0	0	2	1	1		3.29	
12	3F	e	5.83 x	-0.30	-1	0	-1	0	-1	0	-1	0	0		5.53	
13	CCoSp1		2.00	0.64	1	1	2	2	0	0	2	1	2		2.64	
			72.96												80.80	

Program Components	Factor											
Skating Skills	2.00	7.50	7.75	7.75	8.75	7.25	7.50	8.00	8.50	8.00	7.86	
Transition / Linking Footwork	2.00	7.50	6.50	7.25	7.50	6.50	6.25	7.00	7.50	7.25	7.07	
Performance / Execution	2.00	7.25	7.50	7.75	8.50	7.25	8.00	7.75	8.50	7.50	7.75	
Choreography / Composition	2.00	7.50	7.50	8.00	8.75	7.00	7.00	7.50	8.00	7.50	7.57	
Interpretation	2.00	7.25	7.50	8.00	8.50	7.00	5.75	7.25	8.00	7.75	7.54	
Judges Total Program Component Score (factored)												75.58

Deductions: 0.00

x Credit for highlight distribution, base value multiplied by 1.1 e Jump take off with wrong edge

ISU World Figure Skating Championships 2011

MEN FREE SKATING JUDGES DETAILS PER SKATER

Rank	Name	Nation	Starting Number	Total Segment Score	Total Element Score	Total Program Component Score (factored)	Total Deductions
5	Michal BREZINA	CZE	16	156.11	83.19	74.92	-2.00

#	Executed Elements	Info	Base Value	GOE	The Judges Panel (in random order)								Ref	Scores of Panel	
1	3A		8.50	2.14	3	3	2	2	2	2	2	2	2		10.64
2	4T		10.30	0.71	2	2	2	0	-1	0	0	-1	2		11.01
3	4S		10.50	0.29	1	0	2	-1	0	0	1	0	0		10.79
4	FSSp4		3.00	0.29	0	1	1	0	-1	1	1	0	1		3.29
5	SiSt3		3.30	0.79	2	2	2	2	1	1	2	1	1		4.09
6	FCSSp3		2.60	0.21	0	0	1	0	1	1	1	0	0		2.81
7	3A+2T		10.89 x	1.14	1	1	2	1	1	2	1	1	1		12.03
8	3F+3T		10.34 x	-0.60	-1	-1	0	-2	-1	-1	-1	0	-1		9.74
9	2A		3.63 x	0.36	1	1	0	0	1	0	1	1	1		3.99
10	3Lz		6.60 x	-2.10	-3	-3	-3	-3	-3	-3	-3	-3	-2		4.50
11	3F		5.83 x	-2.10	-3	-3	-3	-3	-3	-3	-3	-3	-3		3.73
12	ChSt1		2.00	0.71	1	2	1	1	1	0	0	0	1		2.71
13	CCoSp4		3.50	0.36	1	2	0	0	0	1	1	1	1		3.86
			80.99												83.19

Program Components	Factor											
Skating Skills	2.00	7.75	7.75	8.00	7.25	7.50	7.50	7.50	7.75	7.75		7.64
Transition / Linking Footwork	2.00	7.00	7.50	7.25	6.75	7.50	6.75	6.75	7.25	7.50		7.14
Performance / Execution	2.00	7.50	7.75	7.75	7.50	7.50	7.25	6.25	8.00	7.75		7.57
Choreography / Composition	2.00	7.50	8.25	7.50	7.25	7.75	7.25	7.00	7.50	7.75		7.50
Interpretation	2.00	7.25	8.00	7.50	7.25	7.75	7.50	7.75	7.50	8.00		7.61
Judges Total Program Component Score (factored)												74.92

Deductions: Falls: -2.00 **-2.00**

x Credit for highlight distribution, base value multiplied by 1.1

Rank	Name	Nation	Starting Number	Total Segment Score	Total Element Score	Total Program Component Score (factored)	Total Deductions
6	Daisuke TAKAHASHI	JPN	22	152.72	71.64	82.08	-1.00

#	Executed Elements	Info	Base Value	GOE	The Judges Panel (in random order)								Ref	Scores of Panel	
1	1T		0.40	-0.24	-3	-3	-3	-2	-2	-2	-2	-3		0.16	
2	3F+3T		9.40	0.80	1	1	1	1	1	1	2	1	2		10.20
3	3Lo+2Lo+2T		8.30	0.10	0	0	0	0	0	0	1	0	1		8.40
4	FCCoSp4		3.50	0.29	0	1	1	0	0	1	2	1	0		3.79
5	CiSt3		3.30	1.43	3	3	3	3	2	3	3	3	2		4.73
6	3A		9.35 x	-1.86	-2	-1	-2	-2	-2	-1	-2	-2	-2		7.49
7	3A+2T		10.89 x	0.86	1	1	1	0	1	0	2	1	1		11.75
8	CCoSp3		3.00	0.07	0	1	0	0	0	0	1	0	0		3.07
9	3S		4.62 x	-2.10	-3	-3	-3	-3	-3	-3	-3	-3	-3		2.52
10	3F		5.83 x	0.20	0	0	0	0	1	0	1	0	1		6.03
11	3Lz	e	6.60 x	-0.60	-2	-1	0	-1	-1	-1	-1	-1	0		6.00
12	ChSt1		2.00	2.71	3	3	3	3	1	3	2	3	2		4.71
13	FCUSp2		2.00	0.79	1	2	2	1	2	2	1	1	2		2.79
			69.19												71.64

Program Components	Factor											
Skating Skills	2.00	9.00	8.25	8.75	8.00	7.75	8.75	8.50	8.50	8.75		8.50
Transition / Linking Footwork	2.00	7.50	8.25	8.25	7.75	7.25	8.00	7.75	8.00	8.50		7.93
Performance / Execution	2.00	6.75	8.00	7.75	8.25	7.50	8.00	7.50	8.00	8.75		7.86
Choreography / Composition	2.00	8.75	9.25	8.50	8.25	7.75	7.50	7.50	8.75	8.50		8.29
Interpretation	2.00	9.00	9.50	8.50	8.00	7.50	8.25	8.00	9.00	8.50		8.46
Judges Total Program Component Score (factored)												82.08

Deductions: Falls: -1.00 **-1.00**

x Credit for highlight distribution, base value multiplied by 1.1 e Jump take off with wrong edge

ISU World Figure Skating Championships 2011

MEN FREE SKATING JUDGES DETAILS PER SKATER

Rank	Name	Nation	Starting Number	Total Segment Score	Total Element Score	Total Program Component Score (factored)	Total Deductions
7	Florent AMODIO	FRA	24	152.04	74.98	77.06	0.00

#	Executed Elements	Info	Base Value	GOE	The Judges Panel (in random order)								Ref	Scores of Panel	
1	3A		8.50	1.43	1	1	1	1	2	2	2	1	2		9.93
2	3A+2T		9.90	1.86	1	2	2	2	1	2	2	2	2		11.76
3	3Lo		5.10	0.60	1	0	2	1	0	1	1	1	1		5.70
4	CISt2		2.30	0.86	2	2	3	1	1	2	2	1	2		3.16
5	FSSp3		2.60	0.50	1	1	1	1	0	1	1	1	1		3.10
6	2S+1Lo+3S		6.71 x	0.30	0	0	0	1	0	1	1	0	1		7.01
7	3Lz		6.60 x	0.50	0	0	1	1	-1	1	1	1	1		7.10
8	3F	e	5.83 x	-0.70	-1	-1	-1	-2	-1	-1	-1	-1	-1		5.13
9	3Lz+2T		8.14 x	0.10	0	-1	-2	0	1	1	0	2	0		8.24
10	2A		3.63 x	0.00	1	0	0	0	0	0	0	0	0		3.63
11	ChSt1		2.00	1.71	2	2	2	3	1	2	1	1	2		3.71
12	CCoSp3		3.00	0.71	1	2	1	1	1	2	2	1	2		3.71
13	CSSp2		2.30	0.50	1	1	0	1	1	1	1	1	1		2.80
			66.61											74.98	

Program Components

Factor

Skating Skills	2.00	7.75	7.25	8.00	7.75	7.50	8.25	7.50	7.50	7.50	8.00	7.71
Transition / Linking Footwork	2.00	7.50	6.75	7.75	5.75	7.00	8.00	7.50	7.50	6.75	7.75	7.29
Performance / Execution	2.00	7.75	7.75	7.75	8.00	7.50	8.25	8.25	7.00	8.75	7.89	
Choreography / Composition	2.00	8.00	7.50	8.00	7.50	7.25	8.50	7.50	7.00	7.75	7.64	
Interpretation	2.00	8.25	7.75	8.25	8.00	7.25	8.75	8.00	7.25	8.50	8.00	
Judges Total Program Component Score (factored)												77.06

Deductions:

0.00

x Credit for highlight distribution, base value multiplied by 1.1 e Jump take off with wrong edge

Rank	Name	Nation	Starting Number	Total Segment Score	Total Element Score	Total Program Component Score (factored)	Total Deductions
8	Richard DORNBUSH	USA	15	151.88	78.24	73.64	0.00

#	Executed Elements	Info	Base Value	GOE	The Judges Panel (in random order)								Ref	Scores of Panel	
1	3F		5.30	0.50	1	1	1	0	1	0	1	0	1		5.80
2	3A		8.50	-0.43	0	0	1	0	0	-1	-1	-1	-1		8.07
3	3Lz		6.00	0.80	1	1	2	1	1	1	1	2	1		6.80
4	SIS3		3.30	0.29	1	1	1	1	0	0	0	2	0		3.59
5	FCoSp3		2.50	0.10	0	-1	0	1	1	-1	0	0	1		2.60
6	3A+3T		13.86 x	1.86	2	2	2	2	2	1	1	2	2		15.72
7	CSSp4		3.00	0.71	2	2	1	1	1	1	2	2	0		3.71
8	2S		1.54 x	0.03	0	1	0	0	0	0	1	0	0		1.57
9	3Lz+2T+2Lo		10.12 x	0.70	1	1	0	1	1	1	1	1	1		10.82
10	2A+2A+SEQ		5.81 x	0.50	0	1	1	1	1	1	1	2	1		6.31
11	3Lo		5.61 x	0.00	0	1	0	0	0	0	0	0	0		5.61
12	ChSt1		2.00	1.43	1	2	1	1	1	1	2	2	2		3.43
13	CCoSp4		3.50	0.71	2	1	1	2	1	1	2	2	1		4.21
			71.04											78.24	

Program Components

Factor

Skating Skills	2.00	7.50	7.75	7.50	6.75	7.75	6.75	7.75	7.50	7.50	7.46
Transition / Linking Footwork	2.00	7.25	8.00	6.75	6.75	7.00	7.00	7.50	7.00	7.00	7.07
Performance / Execution	2.00	7.50	8.00	7.00	7.00	7.50	7.75	7.75	7.25	7.25	7.43
Choreography / Composition	2.00	7.50	8.00	6.75	6.75	7.25	7.25	7.50	7.50	7.25	7.29
Interpretation	2.00	7.75	8.00	7.00	7.00	7.75	7.25	8.00	7.75	7.50	7.57
Judges Total Program Component Score (factored)											73.64

Deductions:

0.00

x Credit for highlight distribution, base value multiplied by 1.1

ISU World Figure Skating Championships 2011

MEN FREE SKATING JUDGES DETAILS PER SKATER

Rank	Name	Nation	Starting Number	Total Segment Score	Total Element Score	Total Program Component Score (factored)	Total Deductions
9	Nobunari ODA	JPN	20	150.69	72.25	78.44	0.00

#	Executed Elements	Info	Base Value	GOE	The Judges Panel (in random order)								Ref	Scores of Panel	
1	3T+3T		8.20	1.40	2	2	2	2	2	2	2	2	2	2	9.60
2	3A*+3T*	*	0.00	0.00	-	-	-	-	-	-	-	-	-	-	0.00
3	3F		5.30	1.30	2	1	2	2	1	2	2	2	2	2	6.60
4	CiSt3		3.30	0.79	2	0	2	1	1	1	2	2	2	2	4.09
5	FCCoSp3		3.00	0.14	0	0	2	0	1	0	0	-1	1	1	3.14
6	3A		9.35 x	1.71	2	1	1	1	2	2	2	2	2	2	11.06
7	3Lz+2T+2Lo		10.12 x	0.30	1	0	1	0	2	0	0	1	0	0	10.42
8	3Lo		5.61 x	1.10	2	1	2	2	1	2	2	1	1	1	6.71
9	3S		4.62 x	0.80	1	0	2	2	2	1	0	1	1	1	5.42
10	2A		3.63 x	0.57	1	1	2	2	1	1	0	1	1	1	4.20
11	ChSt1		2.00	1.43	2	0	3	2	1	1	2	1	1	1	3.43
12	FSSp4		3.00	0.29	1	0	1	0	2	0	1	0	1	1	3.29
13	CCoSp4		3.50	0.79	2	1	2	2	2	1	1	1	2	2	4.29
			61.63											72.25	

Program Components

Factor

Skating Skills	2.00	8.25	7.50	9.00	8.00	8.25	8.75	8.25	8.50	8.00	8.29
Transition / Linking Footwork	2.00	8.00	6.50	8.50	7.75	7.25	8.00	7.75	7.50	7.75	7.71
Performance / Execution	2.00	8.25	6.75	9.00	8.00	7.50	7.25	7.75	8.00	7.75	7.79
Choreography / Composition	2.00	8.25	6.50	9.00	8.25	7.00	7.00	8.00	7.75	8.00	7.75
Interpretation	2.00	8.50	6.00	8.75	8.00	7.50	6.50	8.00	7.50	7.75	7.68
Judges Total Program Component Score (factored)											78.44

Deductions:

0.00

* Invalid element x Credit for highlight distribution, base value multiplied by 1.1

Rank	Name	Nation	Starting Number	Total Segment Score	Total Element Score	Total Program Component Score (factored)	Total Deductions
10	Javier FERNANDEZ	ESP	7	149.10	84.32	65.78	-1.00

#	Executed Elements	Info	Base Value	GOE	The Judges Panel (in random order)								Ref	Scores of Panel
1	4T		10.30	0.43	1	1	0	0	0	0	1	1	1	10.73
2	4S		10.50	-0.43	-1	0	0	-1	1	0	-1	-1	0	10.07
3	3A		8.50	1.29	1	2	1	1	2	2	1	1	1	9.79
4	FSSp3		2.60	0.21	0	1	0	0	1	0	1	0	1	2.81
5	CiSt3		3.30	0.43	0	1	0	2	1	0	1	1	2	3.73
6	3A+3T		13.86 x	-2.14	-3	-2	-2	-2	-2	-2	-2	-3	-3	11.72
7	3Lz+2A+SEQ		8.18 x	0.00	1	0	0	0	0	0	0	0	0	8.18
8	3F	e	5.83 x	-0.30	-1	0	-1	0	1	-1	0	-1	0	5.53
9	3S+2T+2T		7.70 x	0.00	0	0	0	0	0	0	0	0	0	7.70
10	3Lo		5.61 x	0.30	0	1	0	0	1	0	1	0	1	5.91
11	ChSt1		2.00	1.00	0	1	1	1	1	0	2	1	2	3.00
12	CSSp3		2.60	0.14	0	1	1	0	0	0	1	0	0	2.74
13	CCoSp2		2.50	-0.09	-1	0	0	-1	0	0	0	-1	0	2.41
			83.48											84.32

Program Components

Factor

Skating Skills	2.00	6.50	6.50	6.50	7.00	7.00	6.50	7.00	6.25	6.75	6.68
Transition / Linking Footwork	2.00	5.75	6.00	6.25	6.00	6.50	6.00	6.50	6.00	6.00	6.11
Performance / Execution	2.00	6.25	6.75	6.50	7.00	6.75	6.25	7.00	6.25	8.00	6.64
Choreography / Composition	2.00	6.50	6.50	6.75	7.00	6.50	6.50	6.75	6.50	7.00	6.64
Interpretation	2.00	6.25	7.00	7.00	7.00	6.75	6.00	7.25	6.50	8.00	6.82
Judges Total Program Component Score (factored)											65.78

Deductions:

Falls: -1.00

-1.00

x Credit for highlight distribution, base value multiplied by 1.1 e Jump take off with wrong edge

ISU World Figure Skating Championships 2011

MEN FREE SKATING JUDGES DETAILS PER SKATER

Rank	Name	Nation	Starting Number	Total Segment Score	Total Element Score	Total Program Component Score (factored)	Total Deductions
11	Ross MINER	USA	11	147.53	78.75	68.78	0.00

#	Executed Elements	Info	Base Value	GOE	The Judges Panel (in random order)								Ref	Scores of Panel	
1	CiSt1		1.80	0.50	0	1	2	1	1	1	1	1	1	1	2.30
2	3A+2T		9.90	1.14	2	1	1	2	1	1	1	0	1	11.04	
3	3Lz+3T		10.10	0.50	1	1	1	2	0	0	1	0	1	10.60	
4	3A		8.50	1.00	1	1	1	1	1	1	1	0	1	9.50	
5	FCCoSp3		3.00	0.29	0	1	0	1	1	0	1	0	1	3.29	
6	3Lo		5.61 x	0.40	1	0	1	1	0	0	2	1	0	6.01	
7	3Lz		6.60 x	1.40	2	2	2	2	2	2	2	1	2	8.00	
8	3S+2T+2T		7.70 x	0.20	0	0	0	1	1	0	1	-1	0	7.90	
9	ChSt1		2.00	1.14	0	1	2	1	1	1	1	1	2	3.14	
10	3F		5.83 x	0.80	1	1	1	2	1	1	1	1	2	6.63	
11	FSSp4		3.00	0.50	1	1	1	1	0	1	1	1	1	3.50	
12	2A		3.63 x	0.14	1	0	0	0	0	1	1	0	0	3.77	
13	CCoSp3		3.00	0.07	0	0	0	1	0	0	1	0	0	3.07	
			70.67											78.75	

Program Components

Factor

Skating Skills	2.00	6.75	6.75	7.00	7.75	7.00	7.00	8.00	6.75	6.75	7.00
Transition / Linking Footwork	2.00	5.75	6.50	6.75	7.00	6.75	6.75	8.00	6.25	6.50	6.50
Performance / Execution	2.00	6.75	6.50	7.25	7.50	7.25	7.25	7.75	6.00	6.50	7.00
Choreography / Composition	2.00	6.25	6.25	7.00	7.25	7.00	7.25	7.50	6.00	6.75	6.82
Interpretation	2.00	6.50	6.25	7.00	7.50	7.25	7.00	8.00	6.50	6.75	6.93
Judges Total Program Component Score (factored)											68.78

Deductions:

0.00

x Credit for highlight distribution, base value multiplied by 1.1

Rank	Name	Nation	Starting Number	Total Segment Score	Total Element Score	Total Program Component Score (factored)	Total Deductions
12	Ryan BRADLEY	USA	17	142.26	72.74	69.52	0.00

#	Executed Elements	Info	Base Value	GOE	The Judges Panel (in random order)								Ref	Scores of Panel
1	4T		10.30	0.71	1	0	1	1	0	1	2	0	1	11.01
2	4T<<+1T<	<	7.50	-2.57	-3	-3	-2	-3	-2	-2	-3	-3	-2	4.93
3	CiSt2		2.30	0.14	0	0	1	1	0	1	0	0	0	2.44
4	3A		8.50	1.43	2	1	2	1	0	1	1	2	2	9.93
5	3Lz		6.00	0.40	1	1	1	0	0	0	1	0	1	6.40
6	FSSp4		3.00	0.50	1	1	1	1	1	1	1	0	1	3.50
7	ChSt1		2.00	1.00	1	1	1	2	1	1	1	1	1	3.00
8	2A+2T		5.17 x	-0.07	0	0	1	0	0	0	-1	-1	0	5.10
9	3Lo		5.61 x	0.50	1	1	1	1	1	0	1	0	0	6.11
10	3S+3T+2T		10.67 x	-0.70	-2	-1	0	-1	-1	-1	-2	-1	0	9.97
11	3F<	<	4.07 x	-0.70	-2	-1	-1	-1	-1	0	-1	-2	0	3.37
12	FCSp4		3.20	0.57	1	2	1	1	1	1	1	1	2	3.77
13	CCoSp3		3.00	0.21	0	0	-1	1	0	1	1	0	1	3.21
			71.32											72.74

Program Components

Factor

Skating Skills	2.00	6.75	6.00	7.25	7.25	6.75	6.75	7.25	6.00	7.50	6.86
Transition / Linking Footwork	2.00	5.25	6.25	7.00	7.00	6.50	6.50	6.75	5.75	7.00	6.54
Performance / Execution	2.00	7.25	7.00	7.25	7.75	7.25	6.75	7.00	6.50	7.25	7.11
Choreography / Composition	2.00	6.75	6.50	7.00	7.50	7.00	7.00	7.25	7.25	7.00	7.04
Interpretation	2.00	7.25	7.25	7.25	7.50	7.75	7.00	7.00	7.00	7.25	7.21
Judges Total Program Component Score (factored)											69.52

Deductions:

0.00

< Under-rotated jump x Credit for highlight distribution, base value multiplied by 1.1

ISU World Figure Skating Championships 2011

MEN FREE SKATING JUDGES DETAILS PER SKATER

Rank	Name	Nation	Starting Number	Total Segment Score	Total Element Score	Total Program Component Score (factored)	Total Deductions
13	Tomas VERNER	CZE	14	140.93	65.85	76.08	-1.00

#	Executed Elements	Info	Base Value	GOE	The Judges Panel (in random order)										Ref	Scores of Panel
1	4T<<	<<	4.10	-2.10	-3	-3	-3	-3	-3	-3	-3	-3	-3	-3	-3	2.00
2	3A		8.50	-0.43	0	-1	0	-1	-1	0	0	-1	0			8.07
3	3Lo		5.10	0.70	2	1	1	1	1	1	1	1	1	1		5.80
4	CiSt2		2.30	0.86	2	1	1	2	2	2	2	1	2	2		3.16
5	FCoSp4		3.00	0.64	2	1	2	-1	1	1	2	0	2			3.64
6	2A		3.63 x	-1.36	-3	-2	-2	-3	-3	-3	-3	-3	-2			2.27
7	3Lz		6.60 x	0.80	2	1	1	1	1	1	1	1	1	2		7.40
8	3S		4.62 x	0.80	1	1	1	1	1	1	1	0	2	3		5.42
9	3F+2T	e	7.37 x	-0.70	-1	-1	-1	-1	-2	-1	-1	0	-1			6.67
10	3Lz+2T+2Lo		10.12 x	0.20	1	0	1	0	0	0	0	0	1			10.32
11	CSSp3		2.60	0.36	0	2	1	1	1	1	0	0	1			2.96
12	ChSt1		2.00	2.14	3	2	2	2	2	2	2	2	3			4.14
13	CCoSp4		3.50	0.50	2	1	1	1	1	1	1	1	1			4.00
			63.44												65.85	

Program Components

Factor

Skating Skills	2.00	7.75	7.25	7.75	7.25	8.00	7.75	7.75	7.75	7.75	8.50	7.71
Transition / Linking Footwork	2.00	7.75	6.75	7.50	7.00	7.75	7.50	7.00	7.00	8.00	7.36	
Performance / Execution	2.00	7.75	7.50	7.50	7.25	7.75	8.00	7.50	6.50	8.75	7.61	
Choreography / Composition	2.00	7.50	7.50	7.75	7.25	7.75	7.50	7.25	7.00	8.50	7.50	
Interpretation	2.00	7.75	7.00	8.00	7.50	8.25	7.75	7.75	8.00	8.50	7.86	
Judges Total Program Component Score (factored)											76.08	

Deductions:

Falls: -1.00

-1.00

<< Downgraded jump x Credit for highlight distribution, base value multiplied by 1.1 e Jump take off with wrong edge

Rank	Name	Nation	Starting Number	Total Segment Score	Total Element Score	Total Program Component Score (factored)	Total Deductions
14	Denis TEN	KAZ	18	138.99	71.05	69.94	-2.00

#	Executed Elements	Info	Base Value	GOE	The Judges Panel (in random order)										Ref	Scores of Panel
1	3A		8.50	-3.00	-3	-3	-3	-3	-3	-3	-3	-3	-3	-3	5.50	
2	3Lz+3T		10.10	0.70	1	1	0	1	1	1	2	1	1		10.80	
3	3S		4.20	0.90	1	1	2	1	2	1	1	2	1		5.10	
4	3F		5.30	0.70	1	1	2	1	2	0	1	1	0		6.00	
5	FSSp4		3.00	0.79	1	2	1	2	2	1	2	1	2		3.79	
6	CiSt3		3.30	0.79	2	0	2	2	1	2	1	2	1		4.09	
7	3A<+SEQ	<	5.28 x	-3.00	-3	-3	-3	-3	-3	-3	-3	-3	-3		2.28	
8	3Lo		5.61 x	0.90	2	1	2	1	1	1	1	2	1		6.51	
9	3Lz		6.60 x	0.60	1	1	2	1	0	0	1	1	1		7.20	
10	2A+2T+2T		6.71 x	0.14	0	0	0	0	1	0	1	1	0		6.85	
11	FCCoSp4		3.50	0.86	0	1	2	2	2	2	2	1	2		4.36	
12	CCoSp4		3.50	0.93	1	2	2	1	2	3	2	1	3		4.43	
13	ChSt1		2.00	2.14	2	1	2	2	2	2	3	3	2		4.14	
			67.60												71.05	

Program Components

Factor

Skating Skills	2.00	7.00	7.50	7.75	7.25	6.75	6.75	7.75	7.25	7.00	7.21
Transition / Linking Footwork	2.00	6.75	6.50	6.50	6.50	6.50	6.50	7.00	6.00	7.25	6.61
Performance / Execution	2.00	7.00	6.75	6.75	7.25	7.00	7.00	7.50	6.25	7.50	7.04
Choreography / Composition	2.00	6.75	6.25	7.00	7.25	6.75	7.00	7.75	7.25	7.50	7.07
Interpretation	2.00	6.75	6.50	6.75	7.25	7.25	7.25	7.50	6.25	7.75	7.04
Judges Total Program Component Score (factored)											69.94

Deductions:

Falls: -2.00

-2.00

< Under-rotated jump x Credit for highlight distribution, base value multiplied by 1.1

ISU World Figure Skating Championships 2011

MEN FREE SKATING JUDGES DETAILS PER SKATER

Rank	Name	Nation	Starting Number	Total Segment Score	Total Element Score	Total Program Component Score (factored)	Total Deductions
15	Peter LIEBERS	GER	10	137.86	73.94	63.92	0.00

#	Executed Elements	Info	Base Value	GOE	The Judges Panel (in random order)									Ref	Scores of Panel
1	3F+3T	e	9.40	-0.80	-2	-1	-1	0	-1	-1	-1	-2	-1		8.60
2	3A+2T		9.90	0.00	0	0	0	0	0	0	0	-1	0		9.90
3	3Lz		6.00	0.60	1	1	0	1	0	1	2	1	1		6.60
4	ChSt2		2.30	0.36	1	0	0	1	1	1	1	0	1		2.66
5	FCSSp3		2.60	0.29	0	1	1	-1	0	1	1	0	1		2.89
6	3A		9.35 x	1.00	1	1	2	1	1	1	1	1	1		10.35
7	3Lz+2T+2T		9.68 x	0.10	0	0	0	0	0	0	1	0	1		9.78
8	3Lo		5.61 x	0.00	0	0	0	0	0	0	0	0	0		5.61
9	CCoSp3		3.00	0.00	0	0	1	0	0	0	0	0	0		3.00
10	3S		4.62 x	0.30	1	0	0	1	0	1	0	1	0		4.92
11	2A		3.63 x	-0.07	0	0	0	-1	0	0	0	0	-1		3.56
12	ChSt1		2.00	0.57	0	0	0	2	1	0	2	0	1		2.57
13	FCCoSp4		3.50	0.00	0	0	0	-1	0	0	0	0	0		3.50
			71.59												73.94

Program Components

Factor

Skating Skills	2.00	6.25	6.50	6.25	7.00	6.50	6.50	6.50	6.25	7.25		6.50
Transition / Linking Footwork	2.00	6.00	6.25	5.75	5.75	6.25	6.00	6.50	6.50	6.50		6.18
Performance / Execution	2.00	5.75	6.00	6.00	6.75	6.75	6.25	7.00	6.75	6.75		6.46
Choreography / Composition	2.00	5.75	6.25	6.25	7.00	6.50	6.00	7.00	6.50	6.25		6.39
Interpretation	2.00	5.75	6.00	5.50	7.00	6.75	6.25	7.25	6.75	6.50		6.43
Judges Total Program Component Score (factored)												63.92

Deductions:

0.00

x Credit for highlight distribution, base value multiplied by 1.1 e Jump take off with wrong edge

Rank	Name	Nation	Starting Number	Total Segment Score	Total Element Score	Total Program Component Score (factored)	Total Deductions
16	Anton KOVALEVSKI	UKR	9	136.48	69.48	67.00	0.00

#	Executed Elements	Info	Base Value	GOE	The Judges Panel (in random order)									Ref	Scores of Panel
1	3A+2T		9.90	0.57	1	1	1	0	1	0	0	0	2		10.47
2	3A		8.50	-1.00	-1	-1	-1	-1	-1	-1	-1	0		7.50	
3	3Lz+2T		7.40	0.50	1	1	1	0	0	0	1	1	1		7.90
4	2A		3.30	0.79	2	2	2	1	2	1	0	1	2		4.09
5	3Lo		5.10	0.20	1	0	1	0	0	0	0	0	1		5.30
6	CSSp4		3.00	0.79	1	2	1	2	2	2	1	2	1		3.79
7	SIS3		3.30	0.50	1	1	1	1	1	1	1	1	1		3.80
8	3T+3T+2T		10.56 x	0.60	1	1	1	0	0	1	1	1	1		11.16
9	2S		1.54 x	0.00	0	0	0	0	0	0	0	0	0		1.54
10	FSSp2		2.30	0.43	1	1	0	1	1	1	1	0	1		2.73
11	ChSt1		2.00	1.00	1	1	1	1	2	1	0	1	1		3.00
12	2A		3.63 x	0.43	2	1	1	0	1	0	1	1	1		4.06
13	CCoSp4		3.50	0.64	1	2	1	1	2	1	1	1	2		4.14
			64.03												69.48

Program Components

Factor

Skating Skills	2.00	6.25	7.50	7.00	6.50	6.50	6.75	7.00	6.50	6.75		6.71
Transition / Linking Footwork	2.00	6.25	6.75	6.50	6.25	6.75	6.75	6.25	6.25	6.25		6.43
Performance / Execution	2.00	6.00	7.00	7.25	6.25	7.00	7.00	6.75	6.50	6.75		6.75
Choreography / Composition	2.00	6.00	7.25	7.25	6.75	7.00	7.00	6.25	6.50	6.75		6.79
Interpretation	2.00	7.50	7.25	6.75	6.75	7.00	7.00	6.50	6.50	6.50		6.82
Judges Total Program Component Score (factored)												67.00

Deductions:

0.00

x Credit for highlight distribution, base value multiplied by 1.1

ISU World Figure Skating Championships 2011

MEN FREE SKATING JUDGES DETAILS PER SKATER

Rank	Name	Nation	Starting Number	Total Segment Score	Total Element Score	Total Program Component Score (factored)	Total Deductions
17	Samuel CONTESTI	ITA	12	131.81	63.53	68.28	0.00

#	Executed Elements	Info	Base Value	GOE	The Judges Panel (in random order)										Ref	Scores of Panel
1	2A		3.30	0.57	1	1	1	1	1	2	2	1	1		3.87	
2	3F		5.30	0.50	0	0	1	2	0	1	1	1	1		5.80	
3	3Lz		6.00	0.40	0	0	0	1	1	1	1	0	1		6.40	
4	CCSp3		2.80	0.14	0	1	0	0	1	0	1	0	0		2.94	
5	CiSt3		3.30	0.64	0	1	1	1	1	2	2	2	1		3.94	
6	CCoSp4		3.50	0.43	0	1	1	1	1	0	1	1	1		3.93	
7	3A+2T+2T		12.43 x	0.14	0	0	0	0	1	1	0	-1	0		12.57	
8	3Lo		5.61 x	0.00	-1	0	0	0	1	0	1	-1	0		5.61	
9	2A+2T		5.17 x	0.00	0	0	0	0	0	0	0	0	0		5.17	
10	ChSt1		2.00	1.57	1	2	2	2	1	1	2	1	2		3.57	
11	3S+2T		6.16 x	0.50	0	1	0	1	1	1	1	0	1		6.66	
12	3T*+2Lo*	*	0.00	0.00	-	-	-	-	-	-	-	-	-		0.00	
13	FSSp4		3.00	0.07	0	0	0	0	1	0	1	-1	0		3.07	
			58.57													63.53

Program Components

Factor

Skating Skills	2.00	6.50	7.00	6.75	6.50	7.50	7.25	6.75	6.25	7.75	6.89
Transition / Linking Footwork	2.00	5.25	6.75	6.50	6.50	6.75	6.50	5.75	6.00	7.50	6.39
Performance / Execution	2.00	6.25	7.25	6.75	6.50	7.00	7.25	7.00	6.50	8.25	6.89
Choreography / Composition	2.00	6.00	7.25	7.00	6.25	6.75	7.25	7.00	6.50	8.00	6.86
Interpretation	2.00	5.50	7.50	7.25	6.50	7.25	7.25	7.50	6.50	7.75	7.11
Judges Total Program Component Score (factored)											68.28

Deductions:

0.00

* Invalid element x Credit for highlight distribution, base value multiplied by 1.1

Rank	Name	Nation	Starting Number	Total Segment Score	Total Element Score	Total Program Component Score (factored)	Total Deductions
18	Kevin VAN DER PERREN	BEL	8	128.76	67.34	61.42	0.00

#	Executed Elements	Info	Base Value	GOE	The Judges Panel (in random order)										Ref	Scores of Panel
1	4T		10.30	2.14	2	3	2	1	3	2	2	2	2		12.44	
2	2T+2T		2.80	0.06	0	0	0	0	0	0	1	1	1		2.86	
3	3A		8.50	0.57	0	1	1	1	2	0	0	0	1		9.07	
4	FCSSp4		3.00	0.07	0	0	1	0	0	0	1	0	0		3.07	
5	CiSt2		2.30	0.07	0	1	0	0	0	0	1	0	0		2.37	
6	2F+3T+3T		11.00 x	-0.10	0	0	1	0	0	-1	0	0	-1		10.90	
7	3Lo		5.61 x	0.40	0	1	1	0	1	0	1	0	1		6.01	
8	FSSp3		2.60	-0.30	-1	-1	0	-1	-1	-1	-1	-2	-1		2.30	
9	2Lz		2.31 x	0.04	1	0	0	0	0	0	1	0	0		2.35	
10	2A+2A+SEQ		5.81 x	0.21	1	1	0	0	1	0	0	1	0		6.02	
11	ChSt1		2.00	-0.07	0	0	0	0	0	0	0	-1	-1		1.93	
12	3S		4.62 x	0.40	1	1	1	0	1	0	0	1	0		5.02	
13	CCoSp3		3.00	0.00	0	0	0	0	0	0	-1	0	0		3.00	
			63.85													67.34

Program Components

Factor

Skating Skills	2.00	6.25	5.75	7.50	6.50	7.50	6.50	6.25	6.25	6.75	6.57
Transition / Linking Footwork	2.00	5.75	5.00	6.50	6.25	6.00	5.00	5.75	5.75	5.75	5.75
Performance / Execution	2.00	6.00	5.25	6.75	6.50	6.50	5.75	5.75	6.75	6.00	6.18
Choreography / Composition	2.00	6.00	5.75	6.50	6.25	6.75	6.25	6.50	6.25	6.00	6.25
Interpretation	2.00	5.75	5.25	6.50	6.25	6.25	5.75	5.75	6.25	5.75	5.96
Judges Total Program Component Score (factored)											61.42

Deductions:

0.00

x Credit for highlight distribution, base value multiplied by 1.1

ISU World Figure Skating Championships 2011

MEN FREE SKATING JUDGES DETAILS PER SKATER

Rank	Name	Nation	Starting Number	Total Segment Score	Total Element Score	Total Program Component Score (factored)	Total Deductions
19	Jorik HENDRICKX	BEL	4	127.50	68.08	59.42	0.00

#	Executed Elements	Info	Base Value	GOE	The Judges Panel (in random order)									Ref	Scores of Panel
1	3Lz+3T		10.10	0.60	0	1	1	1	1	0	1	1	2		10.70
2	2A		3.30	0.29	1	1	2	0	0	0	0	1	1		3.59
3	3F	e	5.30	-0.40	0	-1	0	0	-1	-1	-1	0		4.90	
4	FCSSp4		3.00	0.71	1	1	2	1	2	1	1	2	2		3.71
5	CiSt3		3.30	0.21	0	0	0	0	1	1	1	0		3.51	
6	3Lz		6.60 x	0.20	0	1	1	0	0	0	-1	0	1		6.80
7	3Lo+2T		7.15 x	0.40	0	1	1	0	0	0	1	1	1		7.55
8	3S		4.62 x	0.10	-1	0	0	0	0	1	0	1	0		4.72
9	CCoSp4		3.50	0.57	1	1	2	1	1	1	1	2	1		4.07
10	3Lo		5.61 x	0.30	0	0	1	1	1	0	0	1	0		5.91
11	2A+2T+2T		6.71 x	0.21	1	0	1	0	0	0	0	1	1		6.92
12	ChSt1		2.00	0.29	0	0	0	0	1	0	1	0	1		2.29
13	FCSp4		3.20	0.21	1	1	0	0	0	0	1	0	1		3.41
			64.39												68.08

Program Components

Factor

Skating Skills	2.00	6.75	6.00	6.75	6.00	5.75	6.00	5.50	5.75	5.75	5.75	6.00	6.00	6.25	6.25	6.00
Transition / Linking Footwork	2.00	6.00	5.75	6.50	5.75	5.75	5.75	5.50	5.50	5.50	5.50	5.75	5.75	7.00	7.00	6.14
Performance / Execution	2.00	6.50	6.25	6.25	6.00	5.75	6.00	5.75	6.25	6.25	7.00	6.25	6.25	7.00	7.00	6.14
Choreography / Composition	2.00	5.75	5.25	6.50	5.75	6.00	5.75	5.75	5.75	5.75	6.50	5.75	6.50	6.50	6.50	5.89
Interpretation	2.00	6.50	5.50	5.75	5.50	6.00	5.75	6.00	6.25	6.25	6.25	6.25	6.25	6.25	6.25	5.93
Judges Total Program Component Score (factored)																59.42

Deductions:

0.00

x Credit for highlight distribution, base value multiplied by 1.1 e Jump take off with wrong edge

Rank	Name	Nation	Starting Number	Total Segment Score	Total Element Score	Total Program Component Score (factored)	Total Deductions
20	Paolo BACCHINI	ITA	1	124.17	64.87	59.30	0.00

#	Executed Elements	Info	Base Value	GOE	The Judges Panel (in random order)									Ref	Scores of Panel
1	3A		8.50	0.43	1	-1	0	1	1	0	0	1	0		8.93
2	3Lz+2T		7.40	0.00	0	0	0	0	0	0	-1	0	0		7.40
3	FSSp4		3.00	0.50	1	1	1	1	1	1	1	2	1		3.50
4	SIST2		2.30	0.14	0	0	0	0	1	1	0	0	1		2.44
5	3Lo		5.10	0.60	1	1	1	1	1	1	0	0	1		5.70
6	3S+3T		9.13 x	0.00	0	0	0	0	-1	0	0	0	0		9.13
7	3F+2T		7.37 x	-0.50	-1	-1	0	0	-1	-1	0	-1	-1		6.87
8	2A		3.63 x	0.07	0	0	0	1	0	1	0	0	0		3.70
9	CSSp3		2.60	0.14	0	0	0	0	0	1	1	1	0		2.74
10	3S		4.62 x	0.00	1	0	0	1	-1	0	0	0	-1		4.62
11	ChSt1		2.00	0.71	0	0	1	0	1	1	1	1	1		2.71
12	2A		3.63 x	-0.07	-1	-1	0	0	0	0	0	0	0		3.56
13	CCoSp3		3.00	0.57	1	1	1	1	1	2	1	2	1		3.57
			62.28												64.87

Program Components

Factor

Skating Skills	2.00	5.50	6.25	5.75	5.75	6.50	6.50	5.50	6.50	6.00	6.00	6.00	6.00	6.00	6.00	6.04
Transition / Linking Footwork	2.00	5.00	5.25	4.75	4.75	6.25	5.75	5.00	6.00	5.50	5.50	6.00	5.50	5.50	5.50	5.32
Performance / Execution	2.00	5.50	6.00	7.00	6.00	7.00	6.75	5.75	6.50	5.75	6.50	5.75	6.00	6.00	6.00	6.25
Choreography / Composition	2.00	5.25	5.75	6.00	5.50	7.00	7.00	5.50	6.25	6.25	6.00	6.25	6.00	6.00	6.00	6.00
Interpretation	2.00	5.50	6.00	6.00	5.50	6.75	6.75	5.50	6.25	6.25	6.25	6.25	6.25	6.25	6.25	6.04
Judges Total Program Component Score (factored)																59.30

Deductions:

0.00

x Credit for highlight distribution, base value multiplied by 1.1

ISU World Figure Skating Championships 2011

MEN FREE SKATING JUDGES DETAILS PER SKATER

Rank	Name	Nation	Starting Number	Total Segment Score	Total Element Score	Total Program Component Score (factored)	Total Deductions
21	Kevin REYNOLDS	CAN	5	122.87	63.65	62.22	-3.00

#	Executed Elements	Info	Base Value	GOE	The Judges Panel (in random order)										Ref	Scores of Panel
1	4S<	<	7.40	-3.00	-3	-3	-3	-3	-3	-3	-3	-3	-3	-3	-3	4.40
2	4T<	<	7.20	-3.00	-3	-3	-3	-3	-3	-3	-3	-3	-3	-3	-3	4.20
3	3A<<	<<	3.30	-1.50	-3	-3	-3	-3	-3	-3	-3	-3	-3	-3	1.80	
4	CUSp3		2.40	0.00	0	0	0	-1	0	0	0	0	0	0	2.40	
5	3Lo		5.10	0.50	1	1	0	1	1	1	0	0	1	1	5.60	
6	3Lo+3T		9.20	0.20	1	1	0	0	0	0	0	0	1	1	9.40	
7	3Lz		6.60	x -0.70	-1	-1	-1	-1	-1	-1	-1	-1	-1	-1	5.90	
8	FSSp3		2.60	0.00	0	0	-1	0	0	0	0	0	0	0	2.60	
9	CiSt2		2.30	0.21	1	0	0	1	0	1	0	0	1	1	2.51	
10	3S+2T		6.16	x 0.40	0	1	1	0	1	0	1	0	2	2	6.56	
11	3F+3T+2T		11.88	x -0.60	-1	0	-2	-1	-1	-1	-1	-1	0	0	11.28	
12	ChSt1		2.00	1.00	1	1	1	1	1	2	1	1	1	1	3.00	
13	CCoSp4		3.50	0.50	1	1	1	1	1	1	1	1	2	2	4.00	
			69.64													63.65

Program Components	Factor											
Skating Skills	2.00	6.25	7.25	5.75	6.50	6.75	6.50	6.25	6.00	6.50	6.39	
Transition / Linking Footwork	2.00	6.00	6.50	5.00	4.75	6.50	6.00	6.00	5.75	6.25	5.93	
Performance / Execution	2.00	6.25	6.75	5.75	5.25	6.50	6.00	6.25	5.75	6.00	6.07	
Choreography / Composition	2.00	6.25	6.50	6.00	5.75	7.00	6.50	6.75	6.00	6.50	6.36	
Interpretation	2.00	6.50	6.75	6.00	6.00	6.75	6.25	6.25	6.00	6.75	6.36	
Judges Total Program Component Score (factored)												62.22

Deductions: Falls: -3.00 **-3.00**

< Under-rotated jump << Downgraded jump x Credit for highlight distribution, base value multiplied by 1.1

Rank	Name	Nation	Starting Number	Total Segment Score	Total Element Score	Total Program Component Score (factored)	Total Deductions
22	Kim LUCINE	MON	2	113.12	58.56	55.56	-1.00

#	Executed Elements	Info	Base Value	GOE	The Judges Panel (in random order)										Ref	Scores of Panel
1	3A		8.50	-3.00	-3	-3	-3	-3	-3	-3	-3	-3	-3	-3	5.50	
2	3F+3T		9.40	-0.10	0	0	0	0	-1	0	0	0	-1	0	9.30	
3	3Lz		6.00	0.20	1	0	1	0	0	0	1	0	0	0	6.20	
4	SSp3		2.10	0.21	2	1	0	0	0	0	1	1	0	0	2.31	
5	CiSt3		3.30	0.07	1	0	0	0	0	0	1	0	0	0	3.37	
6	2A		3.30	-0.07	0	-1	0	0	0	-1	0	0	0	0	3.23	
7	3Lo		5.61	x -0.10	0	0	0	0	-1	0	1	-1	0	0	5.51	
8	3Lz+2T		8.14	x 0.10	0	0	1	0	0	-2	1	0	0	0	8.24	
9	2F		1.98	x 0.04	1	0	0	0	0	0	1	0	0	0	2.02	
10	FSSp1		2.00	0.00	0	0	0	0	0	-1	0	0	0	0	2.00	
11	3S		4.62	x -0.10	0	-1	0	0	-1	0	0	0	0	0	4.52	
12	ChSt1		2.00	0.43	1	0	0	1	1	0	1	0	0	0	2.43	
13	CCoSp4		3.50	0.43	1	1	0	1	1	1	1	1	0	0	3.93	
			60.45													58.56

Program Components	Factor											
Skating Skills	2.00	6.50	6.00	5.50	5.50	5.75	4.75	5.75	5.50	5.50	5.64	
Transition / Linking Footwork	2.00	5.50	5.25	5.75	4.25	5.25	4.50	5.75	5.00	5.00	5.18	
Performance / Execution	2.00	6.75	5.25	6.00	5.75	5.50	5.25	6.50	5.50	5.50	5.71	
Choreography / Composition	2.00	6.25	5.50	5.75	5.50	5.75	5.50	5.75	5.25	5.50	5.61	
Interpretation	2.00	6.25	5.50	6.00	5.25	6.00	5.25	5.75	5.25	5.75	5.64	
Judges Total Program Component Score (factored)												55.56

Deductions: Falls: -1.00 **-1.00**

x Credit for highlight distribution, base value multiplied by 1.1

ISU World Figure Skating Championships 2011

MEN FREE SKATING JUDGES DETAILS PER SKATER

Rank	Name	Nation	Starting Number	Total Segment Score	Total Element Score	Total Program Component Score (factored)	Total Deductions
23	Nan SONG	CHN	3	112.31	58.81	54.50	-1.00

#	Executed Elements	Info	Base Value	GOE	The Judges Panel (in random order)									Ref	Scores of Panel
1	2T		1.40	0.03	-1	0	0	0	1	0	1	0	0		1.43
2	3A		8.50	-0.71	0	0	-1	-1	0	-2	-1	-1	-1		7.79
3	3Lo		5.10	-0.70	-2	-1	-1	-1	-1	-1	-1	-1	-1		4.40
4	CCoSp3		3.00	0.00	0	0	0	0	0	0	0	0	1		3.00
5	3Lz+2T		7.40	0.30	0	1	1	0	0	1	0	1	0		7.70
6	FSSp3		2.60	0.07	1	0	1	0	-1	0	0	0	0		2.67
7	3A+SEQ		7.48 x	-3.00	-3	-3	-3	-3	-3	-3	-3	-3	-3		4.48
8	3F	e	5.83 x	-0.80	-1	-1	-1	-1	-2	-2	-1	-1	-1		5.03
9	SIS2		2.30	0.14	0	1	1	0	0	0	0	1	0		2.44
10	3S		4.62 x	0.10	0	0	1	0	0	1	0	0	0		4.72
11	3Lz+2T+2Lo		10.12 x	0.00	0	0	0	0	0	0	0	0	0		10.12
12	ChSt1		2.00	0.00	0	1	0	0	0	0	0	0	0		2.00
13	FCCoSp3		3.00	0.03	0	0	1	0	-1	0	0	1	-1		3.03
			63.35												58.81

Program Components	Factor											
Skating Skills	2.00	5.75	6.00	6.00	5.25	5.25	5.50	6.00	6.25	5.50		5.71
Transition / Linking Footwork	2.00	4.75	5.50	6.25	5.00	4.75	5.00	5.50	5.75	5.50		5.29
Performance / Execution	2.00	5.50	6.00	5.50	5.25	5.00	5.25	5.50	6.00	5.25		5.46
Choreography / Composition	2.00	5.00	5.75	5.75	5.50	5.00	5.00	5.75	6.25	5.25		5.43
Interpretation	2.00	5.00	6.00	5.50	5.00	4.75	5.25	5.50	6.00	5.25		5.36
Judges Total Program Component Score (factored)												54.50

Deductions: Falls: -1.00 -1.00

x Credit for highlight distribution, base value multiplied by 1.1 e Jump take off with wrong edge

Rank	Name	Nation	Starting Number	Total Segment Score	Total Element Score	Total Program Component Score (factored)	Total Deductions
24	Joey RUSSELL	CAN	6	107.04	50.62	58.42	-2.00

#	Executed Elements	Info	Base Value	GOE	The Judges Panel (in random order)									Ref	Scores of Panel
1	2A		3.30	0.50	2	1	1	1	1	1	0	1	1		3.80
2	3F+3Lo		10.40	-1.40	-2	-2	-2	-2	-2	-2	-2	-2	-2		9.00
3	3Lz<<	<<	2.10	-0.90	-3	-3	-3	-3	-3	-3	-3	-3	-3		1.20
4	FCSSp3		2.60	0.07	1	0	0	0	0	0	1	0	0		2.67
5	2A		3.30	0.07	1	0	0	0	0	0	0	1	0		3.37
6	CiSt2		2.30	0.36	1	1	1	-1	1	0	1	1	0		2.66
7	3F		5.83 x	0.70	1	1	1	1	1	1	1	1	1		6.53
8	2Lz		2.31 x	-0.26	0	-1	-1	-1	-1	-1	-1	0	-2		2.05
9	3S+3T		9.13 x	-0.30	0	-1	0	-1	-1	-1	0	0	1		8.83
10	2F		1.98 x	-0.90	-3	-3	-3	-3	-3	-3	-3	-3	-3		1.08
11	CSSp4		3.00	0.14	0	0	0	0	1	0	0	1	1		3.14
12	ChSt1		2.00	0.43	1	0	0	-1	1	0	1	1	0		2.43
13	CCoSp4		3.50	0.36	1	1	1	0	1	0	1	1	0		3.86
			51.75												50.62

Program Components	Factor											
Skating Skills	2.00	6.00	5.50	6.25	5.75	6.00	6.25	6.25	5.75	6.75		6.04
Transition / Linking Footwork	2.00	6.00	5.25	6.00	5.50	6.25	5.75	5.75	5.25	5.75		5.71
Performance / Execution	2.00	5.00	5.50	6.25	5.50	6.00	6.00	5.25	5.50	6.25		5.71
Choreography / Composition	2.00	5.75	5.50	6.00	5.75	6.00	6.00	6.50	5.25	6.00		5.86
Interpretation	2.00	5.00	5.50	6.00	5.75	6.25	5.75	6.50	5.75	6.25		5.89
Judges Total Program Component Score (factored)												58.42

Deductions: Falls: -2.00 -2.00

<< Downgraded jump x Credit for highlight distribution, base value multiplied by 1.1

Printed: 28/04/2011 17:07:05



ISU WORLD FIGURE SKATING CHAMPIONSHIPS® 2011

April 25 – May 1, 2011 – Moscow / Russia

ISU World Figure Skating Championships 2011



PAIRS

Ice Palace MEGASPORT	27 Apr 2011 28 Apr 2011	Short Program Free Skating
-----------------------------	----------------------------	-------------------------------

Size of Skating Area	:	30m*60m
Ice Conditions	:	very good
Number of Entries	:	22
Number of Participants	:	22

Entry Withdrawn	:	
-----------------	---	--

Short Program		
Duration	:	2:50 Max.
Segment Factor	:	1.00
Program Component Factors	Skating Skills	0.80
	Transitions	0.80
	Performance/Execution	0.80
	Choreography	0.80
	Interpretation	0.80

Free Skating		
Duration	:	4:30 +- 10 Sec.
Segment Factor	:	1.00
Program Components Factors	Skating Skills	1.60
	Transitions	1.60
	Performance/Execution	1.60
	Choreography	1.60
	Interpretation	1.60

Official ISU Sponsors





ISU WORLD FIGURE SKATING CHAMPIONSHIPS® 2011
April 25 – May 1, 2011 – Moscow / Russia



ISU World Figure Skating Championships 2011

PANEL OF JUDGES

PAIRS - SHORT PROGRAM

Officials

Technical Controller	Ms. Gale TANGER	ISU
Technical Specialist	Mr. Igor BICH	ISU
Assistant Technical Specialist	Mr. Peter CAIN	ISU

Judges

Referee	Ms. Anna SIEROCKA	ISU
Judges	Ms. Christine BLANC	ISU
	Ms. Aniela HEBEL-SZMAK	ISU
	Mr. Alexander KOGAN	ISU
	Ms. Suzanne LINDSEY	ISU
	Mr. Massimo ORLANDINI	ISU
	Mr. Robert ROSENBLUTH	ISU
	Mr. Alexei SHIRSHOV	ISU
	Ms. Elke TREITZ	ISU
	Mr. Yumin WANG	ISU

Data/Replay Operator

	Mr. Eugen LARASSER	ISU
	Mr. Alexander KUZNETSOV	ISU

printed at: 29/04/2011 18:09:55

Official ISU Sponsors





ISU WORLD FIGURE SKATING CHAMPIONSHIPS® 2011

April 25 – May 1, 2011 – Moscow / Russia



ISU World Figure Skating Championships 2011

PANEL OF JUDGES

PAIRS - FREE SKATING

Officials

Technical Controller	Ms. Gale TANGER	ISU
Technical Specialist	Mr. Igor BICH	ISU
Assistant Technical Specialist	Mr. Peter CAIN	ISU

Judges

Referee	Ms. Anna SIEROCKA	ISU
Judges	Ms. Christine BLANC	ISU
	Ms. Anna CHATZIATHANASSIOU	ISU
	Ms. Aniela HEBEL-SZMAK	ISU
	Mr. Alexander KOGAN	ISU
	Mr. Massimo ORLANDINI	ISU
	Mr. Vladislav PETUKHOV	ISU
	Mr. Robert ROSENBLUTH	ISU
	Mr. Alexei SHIRSHOV	ISU
	Mr. Yumin WANG	ISU

Data/Replay Operator

	Mr. Eugen LARASSER	ISU
	Mr. Alexander KUZNETSOV	ISU

printed at: 29/04/2011 18:10:13

Official ISU Sponsors





PODIUM

Pairs



1st place

Aliona SAVCHENKO / Robin SZOLKOWY
GER

2nd place

Tatiana VOLOSOZHAR / Maxim TRANKOV
RUS

3rd place

Qing PANG / Jian TONG
CHN

Official ISU Sponsors



ASIENCE



CITIZEN® GUINOT



25th Anniversary 2011
25. ジャパネットたかた

JINRO 木下工務店



MARY COHR

OLYMPUS





ISU WORLD FIGURE SKATING CHAMPIONSHIPS® 2011
April 25 – May 1, 2011 – Moscow / Russia



ISU World Figure Skating Championships 2011

RESULTS

PAIRS FINAL RESULT

Pl.	Name	Nation	Total Score	SP	FS
1	Aliona SAVCHENKO / Robin SZOLKOWY	GER	217.85	2	1
2	Tatiana VOLOSOZHAR / Maxim TRANKOV	RUS	210.73	3	2
3	Qing PANG / Jian TONG	CHN	204.12	1	3
4	Yuko KAVAGUTI / Alexander SMIRNOV	RUS	187.36	5	4
5	Vera BAZAROVA / Yuri LARIONOV	RUS	187.13	4	5
6	Caitlin YANKOWSKAS / John COUGHLIN	USA	175.94	8	6
7	Meagan DUHAMEL / Eric RADFORD	CAN	173.03	7	7
8	Kirsten MOORE-TOWERS / Dylan MOSCOVITCH	CAN	163.17	10	8
9	Narumi TAKAHASHI / Mervin TRAN	JPN	160.10	6	10
10	Stefania BERTON / Ondrej HOTAREK	ITA	157.15	9	11
11	Amanda EVORA / Mark LADWIG	USA	155.91	11	9
12	Maylin HAUSCH / Daniel WENDE	GER	149.65	12	12
13	Yue ZHANG / Lei WANG	CHN	147.38	13	13
14	Huibo DONG / Yiming WU	CHN	137.75	14	14
15	Klára KADLECOVA / Petr BIDAR	CZE	132.51	15	15
16	Natalja ZABIJAKO / Sergei KULBACH	EST	126.56	16	16
Final not Reached					
	Stacey KEMP / David KING	GBR	44.14	17	
	Adeline CANAC / Yannick BONHEUR	FRA	43.92	18	
	Lubov BAKIROVA / Mikalai KAMIANCHUK	BLR	38.20	19	
	Danielle MONTALBANO / Evgeni KRASNOPOLSKI	ISR	37.43	20	
	Stina MARTINI / Severin KIEFER	AUT	35.34	21	
	Alexandra MALAKHOVA / Leri KENCHADZE	BUL	30.10	22	

Ms. Anna SIEROCKA ISU
Referee

Ms. Gale TANGER ISU
Technical Controller

Printed: 30/04/2011 13:10:05

Official ISU Sponsors





ISU WORLD FIGURE SKATING CHAMPIONSHIPS® 2011
April 25 – May 1, 2011 – Moscow / Russia



ISU World Figure Skating Championships 2011

RESULTS

PAIRS SHORT PROGRAM

Pl.	Name	Nation	Total Segment Score
1	Qing PANG / Jian TONG	CHN	74.00
2	Aliona SAVCHENKO / Robin SZOLKOWY	GER	72.98
3	Tatiana VOLOSOZHAR / Maxim TRANKOV	RUS	70.35
4	Vera BAZAROVA / Yuri LARIONOV	RUS	64.64
5	Yuko KAVAGUTI / Alexander SMIRNOV	RUS	62.54
6	Narumi TAKAHASHI / Mervin TRAN	JPN	59.16
7	Meagan DUHAMEL / Eric RADFORD	CAN	58.83
8	Caitlin YANKOWSKAS / John COUGHLIN	USA	58.76
9	Stefania BERTON / Ondrej HOTAREK	ITA	57.63
10	Kirsten MOORE-TOWERS / Dylan MOSCOVITCH	CAN	56.86
11	Amanda EVORA / Mark LADWIG	USA	54.64
12	Maylin HAUSCH / Daniel WENDE	GER	53.90
13	Yue ZHANG / Lei WANG	CHN	52.25
14	Huibo DONG / Yiming WU	CHN	49.29
15	Klara KADLECOVA / Petr BIDAR	CZE	45.20
16	Natalja ZABIJAKO / Sergei KULBACH	EST	44.35
17	Stacey KEMP / David KING	GBR	44.14
18	Adeline CANAC / Yannick BONHEUR	FRA	43.92
19	Lubov BAKIROVA / Mikalai KAMIANCHUK	BLR	38.20
20	Danielle MONTALBANO / Evgeni KRASNOPOLSKI	ISR	37.43
21	Stina MARTINI / Severin KIEFER	AUT	35.34
22	Alexandra MALAKHOVA / Leri KENCHADZE	BUL	30.10

Printed: 27/04/2011 23:23:38

Official ISU Sponsors



ISU World Figure Skating Championships 2011

PAIRS SHORT PROGRAM JUDGES DETAILS PER SKATER

Rank	Name	Nation	Starting Number	Total Segment Score	Total Element Score	Total Program Component Score (factored)	Total Deductions
1	Qing PANG / Jian TONG	CHN	18	74.00	40.09	33.91	0.00

#	Executed Elements	Info	Base Value	GOE	The Judges Panel (in random order)								Ref	Scores of Panel	
1	3T		4.10	1.00	2	1	1	1	1	2	1	2	2		5.10
2	3LzTw2		5.40	1.50	2	2	2	1	2	3	2	3	2		6.90
3	3LoTh		5.00	1.80	3	3	3	2	2	2	3	3	2		6.80
4	FCCoSp4		3.50	0.86	2	1	2	2	1	2	1	2	2		4.36
5	5ALi4		6.50	1.50	2	2	2	2	1	3	2	2	3		8.00
6	SIS3		3.30	0.93	2	2	1	2	1	2	2	2	2		4.23
7	BiDs4		3.50	1.20	1	3	2	1	2	2	2	2	1		4.70
			31.30											40.09	

Program Components

	Factor											
Skating Skills	0.80	8.25	8.75	8.50	8.75	8.50	8.75	8.25	9.25	8.50		8.57
Transition / Linking Footwork	0.80	8.00	8.25	8.25	8.50	8.00	8.25	7.75	8.25	8.00		8.14
Performance / Execution	0.80	8.00	8.50	8.75	8.75	8.25	8.50	8.50	9.00	8.75		8.57
Choreography / Composition	0.80	8.25	8.50	8.50	8.50	8.50	8.50	8.25	8.50	8.50		8.46
Interpretation	0.80	8.00	9.00	8.75	8.75	8.25	8.25	8.75	9.00	8.75		8.64
Judges Total Program Component Score (factored)												33.91

Deductions:

0.00

Rank	Name	Nation	Starting Number	Total Segment Score	Total Element Score	Total Program Component Score (factored)	Total Deductions
2	Aliona SAVCHENKO / Robin SZOLKOWY	GER	19	72.98	39.12	33.86	0.00

#	Executed Elements	Info	Base Value	GOE	The Judges Panel (in random order)								Ref	Scores of Panel	
1	3FTh		5.50	1.50	2	3	2	3	1	2	1	3	2		7.00
2	3LzTw2		5.40	1.00	2	2	2	2	-1	-1	2	1	2		6.40
3	3T		4.10	1.00	1	2	1	2	1	1	1	2	2		5.10
4	5ALi4		6.50	1.60	3	2	2	3	2	1	2	3	2		8.10
5	BiDs4		3.50	0.80	3	1	0	1	1	1	1	2	1		4.30
6	SIS3		3.30	0.71	2	1	1	2	1	1	1	2	2		4.01
7	FCCoSp4		3.50	0.71	1	2	1	2	1	0	2	2	1		4.21
			31.80											39.12	

Program Components

	Factor											
Skating Skills	0.80	8.50	8.50	7.50	8.75	8.25	8.25	8.75	9.00	9.00		8.57
Transition / Linking Footwork	0.80	8.25	8.00	8.25	8.50	8.00	8.00	8.50	9.00	8.50		8.29
Performance / Execution	0.80	8.50	8.25	7.75	8.75	8.50	8.25	8.75	9.50	9.00		8.57
Choreography / Composition	0.80	8.50	8.00	8.00	9.00	8.25	8.25	8.75	9.25	8.00		8.39
Interpretation	0.80	8.75	8.25	8.00	9.00	8.50	8.25	8.75	9.25	8.00		8.50
Judges Total Program Component Score (factored)												33.86

Deductions:

0.00

Rank	Name	Nation	Starting Number	Total Segment Score	Total Element Score	Total Program Component Score (factored)	Total Deductions
3	Tatiana VOLOSOZHAR / Maxim TRANKOV	RUS	8	70.35	37.43	32.92	0.00

#	Executed Elements	Info	Base Value	GOE	The Judges Panel (in random order)								Ref	Scores of Panel	
1	3LzTw1		5.00	1.50	2	3	3	1	2	2	2	2	2		6.50
2	3T		4.10	1.30	2	2	2	2	1	3	2	2	1		5.40
3	5ALi4		6.50	1.20	1	1	2	2	1	2	2	2	2		7.70
4	3LoTh		5.00	1.30	2	1	2	2	1	2	2	3	2		6.30
5	FCCoSp4		3.50	0.57	2	1	1	1	2	1	0	1	1		4.07
6	SIS2		2.30	0.86	1	1	2	1	2	2	2	2	2		3.16
7	BiDs4		3.50	0.80	2	1	1	0	1	0	2	1	2		4.30
			29.90											37.43	

Program Components

	Factor											
Skating Skills	0.80	8.00	8.00	8.75	8.50	7.50	8.50	8.75	8.00	8.50		8.32
Transition / Linking Footwork	0.80	7.50	7.75	8.50	8.25	7.00	7.75	8.25	7.75	8.25		7.93
Performance / Execution	0.80	8.00	8.00	8.75	8.50	8.00	9.00	8.50	7.75	8.50		8.32
Choreography / Composition	0.80	8.25	8.00	8.50	8.50	7.75	8.50	8.75	8.00	8.25		8.29
Interpretation	0.80	7.75	8.00	8.25	8.50	8.25	8.50	8.50	8.00	8.75		8.29
Judges Total Program Component Score (factored)												32.92

Deductions:

0.00

ISU World Figure Skating Championships 2011

PAIRS SHORT PROGRAM JUDGES DETAILS PER SKATER

Rank	Name	Nation	Starting Number	Total Segment Score	Total Element Score	Total Program Component Score (factored)	Total Deductions
4	Vera BAZAROVA / Yuri LARIONOV	RUS	15	64.64	36.10	28.54	0.00

#	Executed Elements	Info	Base Value	GOE	The Judges Panel (in random order)								Ref	Scores of Panel	
1	3T		4.10	-0.40	-1	-1	0	0	-1	-1	0	-1	0		3.70
2	3LzTw2		5.40	1.20	2	2	2	2	2	1	2	0	1		6.60
3	3FTh		5.50	0.80	2	0	1	1	1	2	1	1	1		6.30
4	BiDs4		3.50	0.50	0	1	1	1	1	0	1	0	1		4.00
5	FCCoSp4		3.50	0.57	1	1	2	1	1	1	1	1	2		4.07
6	5ALi4		6.50	1.20	2	1	3	2	2	2	2	1	1		7.70
7	SiSt3		3.30	0.43	1	0	1	1	1	2	1	0	1		3.73
			31.80											36.10	

Program Components

	Factor											
Skating Skills	0.80	7.50	7.00	7.50	7.50	7.75	7.25	7.50	6.50	7.00		7.32
Transition / Linking Footwork	0.80	7.00	6.75	7.25	7.25	7.50	6.75	7.25	6.00	6.75		7.00
Performance / Execution	0.80	7.25	6.75	7.50	7.50	7.50	7.00	7.25	6.75	6.75		7.14
Choreography / Composition	0.80	7.00	6.75	7.25	7.75	7.50	7.00	7.50	6.50	7.00		7.14
Interpretation	0.80	7.00	6.50	6.75	7.75	7.75	6.75	7.50	6.75	7.00		7.07
Judges Total Program Component Score (factored)												28.54

Deductions:

0.00

Rank	Name	Nation	Starting Number	Total Segment Score	Total Element Score	Total Program Component Score (factored)	Total Deductions
5	Yuko KAVAGUTI / Alexander SMIRNOV	RUS	22	62.54	31.83	31.71	-1.00

#	Executed Elements	Info	Base Value	GOE	The Judges Panel (in random order)								Ref	Scores of Panel	
1	3T		4.10	0.40	1	0	-1	0	1	2	0	1	1		4.50
2	3LoTh		5.00	0.60	1	1	0	0	1	2	0	1	3		5.60
3	3LzTw2		5.40	-0.10	-1	0	0	-1	0	-1	1	0	2		5.30
4	BiDs1		2.80	0.40	1	1	0	1	0	1	0	0	1		3.20
5	FCCoSp4		3.50	0.43	1	0	0	1	1	1	1	1	1		3.93
6	SiSt3		3.30	-1.70	-2	-3	-2	0	-2	-2	-3	-3	-3		1.60
7	5ALi4		6.50	1.20	2	1	1	1	2	2	2	2	2		7.70
			30.60											31.83	

Program Components

	Factor											
Skating Skills	0.80	8.50	8.25	7.00	7.75	7.50	8.25	8.00	8.00	8.50		8.04
Transition / Linking Footwork	0.80	8.25	7.75	7.00	7.50	7.75	7.75	8.00	7.75	8.00		7.79
Performance / Execution	0.80	8.00	7.75	7.00	7.75	7.75	8.00	7.50	7.75	7.75		7.75
Choreography / Composition	0.80	8.50	8.00	7.25	7.75	8.25	8.25	8.50	8.00	8.25		8.14
Interpretation	0.80	8.50	8.00	7.00	7.75	8.25	8.25	7.50	8.00	7.75		7.93
Judges Total Program Component Score (factored)												31.71

Deductions:

Falls: -1.00

-1.00

Rank	Name	Nation	Starting Number	Total Segment Score	Total Element Score	Total Program Component Score (factored)	Total Deductions
6	Narumi TAKAHASHI / Mervin TRAN	JPN	21	59.16	33.57	25.59	0.00

#	Executed Elements	Info	Base Value	GOE	The Judges Panel (in random order)								Ref	Scores of Panel	
1	3S		4.20	0.30	1	1	1	-1	0	0	0	0	1		4.50
2	2LzTw4		3.80	0.47	2	2	1	1	2	2	1	1	2		4.27
3	FCCoSp4		3.50	0.43	1	1	2	0	0	1	1	1	1		3.93
4	3TTh		4.50	0.90	2	1	1	1	2	2	1	1	1		5.40
5	SiSt3		3.30	0.57	1	1	2	1	2	1	1	0	1		3.87
6	5ALi4		6.50	1.00	1	2	2	1	1	2	1	1	2		7.50
7	BiDs4		3.50	0.60	2	0	1	1	2	1	0	1	0		4.10
			29.30											33.57	

Program Components

	Factor											
Skating Skills	0.80	7.25	5.75	7.75	6.25	6.25	6.00	6.00	6.50	6.50		6.39
Transition / Linking Footwork	0.80	6.50	5.75	7.25	5.75	6.25	6.25	6.00	6.25	6.50		6.21
Performance / Execution	0.80	7.00	6.00	7.50	6.25	6.25	6.00	6.25	6.75	7.00		6.50
Choreography / Composition	0.80	7.25	6.00	7.50	6.25	6.50	6.50	6.00	6.50	6.50		6.50
Interpretation	0.80	7.25	5.75	7.75	6.00	6.50	6.25	6.25	6.50	6.00		6.39
Judges Total Program Component Score (factored)												25.59

Deductions:

0.00

ISU World Figure Skating Championships 2011

PAIRS SHORT PROGRAM JUDGES DETAILS PER SKATER

Rank	Name	Nation	Starting Number	Total Segment Score	Total Element Score	Total Program Component Score (factored)	Total Deductions
7	Meagan DUHAMEL / Eric RADFORD	CAN	2	58.83	34.77	24.06	0.00

#	Executed Elements	Info	Base Value	GOE	The Judges Panel (in random order)								Ref	Scores of Panel	
1	3LzTw1		5.00	-0.10	0	0	0	-1	0	1	0	-2	0		4.90
2	3Lz		6.00	-1.50	-2	-2	-2	-2	-2	-2	-2	-3	-3		4.50
3	5ALi4		6.50	0.90	1	1	1	2	2	2	1	1	1		7.40
4	3LzTh		5.50	0.10	1	0	0	0	0	1	0	0	-1		5.60
5	SiSt4		3.90	0.43	0	0	1	1	1	1	0	0	0		4.33
6	BiDs4		3.50	0.40	1	1	1	0	0	0	1	1	0		3.90
7	FCCoSp4		3.50	0.64	1	1	1	1	2	2	1	1	2		4.14
			33.90											34.77	

Program Components

	Factor											
Skating Skills	0.80	5.75	5.75	6.50	6.00	7.00	6.50	6.50	6.25	5.25		6.18
Transition / Linking Footwork	0.80	5.25	5.50	6.00	5.75	6.50	6.00	6.00	5.75	5.00		5.75
Performance / Execution	0.80	5.75	5.75	6.25	6.00	7.00	6.50	6.25	6.00	5.25		6.07
Choreography / Composition	0.80	6.00	5.75	6.50	5.75	6.75	6.75	6.50	5.50	5.25		6.11
Interpretation	0.80	5.50	5.75	6.25	6.00	6.75	6.00	6.25	6.00	5.00		5.96
Judges Total Program Component Score (factored)												24.06

Deductions:

0.00

Rank	Name	Nation	Starting Number	Total Segment Score	Total Element Score	Total Program Component Score (factored)	Total Deductions
8	Caitlin YANKOWSKAS / John COUGHLIN	USA	20	58.76	32.93	26.83	-1.00

#	Executed Elements	Info	Base Value	GOE	The Judges Panel (in random order)								Ref	Scores of Panel	
1	3LzTw1		5.00	1.00	2	2	0	1	1	2	1	2	1		6.00
2	3STh		4.50	0.90	2	1	1	1	1	2	2	1	1		5.40
3	3T		4.10	-1.10	-1	-2	-2	-2	-1	0	-1	-2	-2		3.00
4	5ALi4		6.50	0.40	2	1	0	1	1	0	1	0	0		6.90
5	FCCoSp4		3.50	0.50	1	1	1	0	1	1	1	1	1		4.00
6	SiSt4		3.90	0.43	1	0	1	0	0	1	1	0	0		4.33
7	BiDs1		2.80	0.50	1	1	0	1	1	1	1	0	0		3.30
			30.30											32.93	

Program Components

	Factor											
Skating Skills	0.80	6.75	7.00	6.75	6.75	6.50	7.50	6.75	7.00	6.75		6.82
Transition / Linking Footwork	0.80	6.50	7.00	6.25	5.00	6.25	7.00	6.50	6.75	6.50		6.54
Performance / Execution	0.80	6.75	7.50	6.25	6.25	6.50	7.50	6.50	6.75	6.75		6.71
Choreography / Composition	0.80	6.75	6.50	7.00	6.25	6.75	7.75	6.75	7.00	6.75		6.79
Interpretation	0.80	7.00	6.50	6.50	6.50	6.75	7.25	6.50	7.00	6.50		6.68
Judges Total Program Component Score (factored)												26.83

Deductions:

Falls: -1.00

-1.00

Rank	Name	Nation	Starting Number	Total Segment Score	Total Element Score	Total Program Component Score (factored)	Total Deductions
9	Stefania BERTON / Ondrej HOTAREK	ITA	16	57.63	32.46	25.17	0.00

#	Executed Elements	Info	Base Value	GOE	The Judges Panel (in random order)								Ref	Scores of Panel	
1	3T		4.10	1.00	2	1	1	1	1	2	2	2	1		5.10
2	2LzTw1		3.00	0.09	0	1	0	0	0	0	1	1	0		3.09
3	5ALi4		6.50	0.70	1	1	1	0	1	2	1	1	1		7.20
4	FCCoSp4		3.50	0.50	1	0	2	1	1	1	1	1	1		4.00
5	BiDs3		3.20	0.40	0	1	1	1	0	0	1	1	0		3.60
6	SiSt4		3.90	0.57	1	0	0	1	0	1	1	1	0		4.47
7	3LoTh		5.00	0.00	0	-1	-1	0	-1	0	1	1	1		5.00
			29.20											32.46	

Program Components

	Factor											
Skating Skills	0.80	6.25	6.25	6.00	6.25	6.50	6.50	6.25	6.00	7.25		6.29
Transition / Linking Footwork	0.80	6.00	6.00	5.50	5.75	6.25	6.00	5.75	6.50	7.00		6.04
Performance / Execution	0.80	7.00	6.00	5.75	6.25	6.75	6.50	6.50	6.25	7.25		6.46
Choreography / Composition	0.80	6.50	6.00	5.50	6.50	6.50	6.50	6.50	6.25	7.25		6.39
Interpretation	0.80	6.50	6.25	5.75	6.25	6.50	6.50	6.00	6.00	7.50		6.29
Judges Total Program Component Score (factored)												25.17

Deductions:

0.00

ISU World Figure Skating Championships 2011

PAIRS SHORT PROGRAM JUDGES DETAILS PER SKATER

Rank	Name	Nation	Starting Number	Total Segment Score	Total Element Score	Total Program Component Score (factored)	Total Deductions
10	Kirsten MOORE-TOWERS / Dylan MOSCOVITCH	CAN	13	56.86	31.33	25.53	0.00

#	Executed Elements	Info	Base Value	GOE	The Judges Panel (in random order)								Ref	Scores of Panel	
1	3LzTw1		5.00	0.20	1	0	1	-1	0	-1	0	1	1		5.20
2	3T		4.10	-0.10	0	0	0	0	0	0	-1	-1	0		4.00
3	5ALi4		6.50	0.50	2	1	0	0	2	0	0	1	1		7.00
4	3LoTh		5.00	0.90	2	1	1	2	2	0	1	1	1		5.90
5	BiDs1		2.80	0.10	0	0	0	0	0	1	0	0	1		2.90
6	SIS3		3.30	0.29	0	0	0	1	1	1	0	1	1		3.59
7	FCCoSp3		3.00	-0.26	-1	-1	-2	-2	1	0	-1	-1	0		2.74
			29.70											31.33	

Program Components

	Factor												
Skating Skills	0.80	7.00	6.50	6.25	6.25	6.50	6.25	6.25	6.50	6.50	6.50	6.50	6.39
Transition / Linking Footwork	0.80	6.25	6.25	6.00	6.00	6.75	5.75	6.00	6.75	6.00	6.75	6.00	6.18
Performance / Execution	0.80	7.25	6.25	6.25	6.00	6.75	6.50	6.50	6.75	6.00	6.75	6.00	6.43
Choreography / Composition	0.80	6.75	6.25	6.25	6.50	6.50	6.25	6.50	7.00	6.25	6.50	6.25	6.43
Interpretation	0.80	7.00	6.50	6.25	6.50	6.75	6.50	6.25	6.50	6.50	6.50	6.50	6.50
Judges Total Program Component Score (factored)												25.53	

Deductions:

0.00

Rank	Name	Nation	Starting Number	Total Segment Score	Total Element Score	Total Program Component Score (factored)	Total Deductions
11	Amanda EVORA / Mark LADWIG	USA	12	54.64	30.99	24.65	-1.00

#	Executed Elements	Info	Base Value	GOE	The Judges Panel (in random order)								Ref	Scores of Panel	
1	3LzTw1		5.00	0.20	1	0	0	1	0	0	0	0	1		5.20
2	3T<<	<<	1.40	-0.60	-3	-3	-3	-3	-3	-3	-3	-3	-3		0.80
3	3LoTh		5.00	0.80	2	1	1	2	1	1	1	1	0		5.80
4	CCoSp4		3.50	0.43	1	1	0	1	1	0	2	1	1		3.93
5	SIS4		3.90	0.86	1	1	1	2	1	1	0	1	0		4.76
6	BiDs1		2.80	0.40	1	0	1	1	0	1	1	0	0		3.20
7	5ALi4		6.50	0.80	2	1	2	1	1	1	1	1	1		7.30
			28.10											30.99	

Program Components

	Factor											
Skating Skills	0.80	6.00	6.00	5.50	6.00	6.50	6.50	6.50	6.50	6.25	5.75	6.14
Transition / Linking Footwork	0.80	5.75	5.75	5.50	6.50	6.00	6.00	6.25	5.75	6.25	5.96	
Performance / Execution	0.80	6.00	6.25	5.25	6.25	6.25	6.00	6.50	6.25	6.50	6.21	
Choreography / Composition	0.80	5.75	6.00	6.00	6.00	6.25	6.25	6.50	6.50	6.25	6.18	
Interpretation	0.80	5.75	6.50	5.75	6.75	6.50	6.50	6.50	6.50	6.00	6.32	
Judges Total Program Component Score (factored)												24.65

Deductions:

Falls: -1.00 -1.00

<< Downgraded jump

Rank	Name	Nation	Starting Number	Total Segment Score	Total Element Score	Total Program Component Score (factored)	Total Deductions
12	Maylin HAUSCH / Daniel WENDE	GER	17	53.90	30.96	23.94	-1.00

#	Executed Elements	Info	Base Value	GOE	The Judges Panel (in random order)								Ref	Scores of Panel	
1	3T		4.10	0.60	2	1	1	0	2	0	0	1	1		4.70
2	3LzTw1		5.00	-1.00	-2	0	-1	-1	0	-2	-2	-3	-2		4.00
3	3FTh		5.50	-2.10	-3	-3	-3	-3	-3	-3	-3	-3	-3		3.40
4	SIS4		3.90	0.43	1	1	0	0	1	1	0	0	0		4.33
5	BiDs4		3.50	0.50	2	0	1	1	1	1	1	0	0		4.00
6	5ALi4		6.50	0.60	2	1	1	1	1	1	0	1	0		7.10
7	FCCoSp3		3.00	0.43	1	1	1	0	1	1	0	1	1		3.43
			31.50											30.96	

Program Components

	Factor											
Skating Skills	0.80	6.75	7.00	6.25	5.75	5.75	6.25	5.50	6.25	6.00	6.14	
Transition / Linking Footwork	0.80	6.25	6.75	5.75	5.25	5.75	6.00	5.00	5.00	5.75	5.68	
Performance / Execution	0.80	7.00	7.00	6.00	5.50	5.50	5.75	5.25	6.25	6.00	6.00	
Choreography / Composition	0.80	6.75	7.25	6.00	5.25	6.00	6.50	5.00	6.00	6.25	6.11	
Interpretation	0.80	7.00	7.25	5.50	5.50	5.75	6.25	5.25	6.00	6.00	6.00	
Judges Total Program Component Score (factored)												23.94

Deductions:

Falls: -1.00 -1.00

ISU World Figure Skating Championships 2011

PAIRS SHORT PROGRAM JUDGES DETAILS PER SKATER

Rank	Name	Nation	Starting Number	Total Segment Score	Total Element Score	Total Program Component Score (factored)	Total Deductions
13	Yue ZHANG / Lei WANG	CHN	4	52.25	31.00	21.25	0.00

#	Executed Elements	Info	Base Value	GOE	The Judges Panel (in random order)								Ref	Scores of Panel	
1	3LzTw1		5.00	0.70	1	1	1	1	1	1	1	1	2		5.70
2	3T		4.10	0.20	0	1	0	1	0	1	0	0	-1		4.30
3	3LoTh		5.00	1.00	2	2	1	2	1	2	1	1	1		6.00
4	FCCoSp4		3.50	0.10	0	0	-1	1	0	1	-1	0	1		3.60
5	5ALi4		6.50	0.10	1	0	1	0	0	-1	0	0	0		6.60
6	SIS2		2.30	0.00	-1	0	0	0	0	0	0	0	1		2.30
7	BiDs1		2.80	-0.30	-1	0	-1	0	-1	1	0	0	-1		2.50
			29.20											31.00	

Program Components

	Factor											
Skating Skills	0.80	4.50	7.25	5.50	5.50	5.75	5.50	5.75	6.00	5.75		5.68
Transition / Linking Footwork	0.80	4.25	7.00	5.00	5.00	4.75	5.00	4.75	5.50	4.50		4.93
Performance / Execution	0.80	4.25	7.00	5.75	5.50	5.25	5.00	5.25	5.75	5.50		5.43
Choreography / Composition	0.80	4.50	7.25	5.50	5.50	5.50	5.25	5.25	5.75	5.25		5.43
Interpretation	0.80	4.50	7.25	5.25	5.25	4.75	5.00	4.75	5.75	5.00		5.11
Judges Total Program Component Score (factored)												21.25

Deductions:

0.00

Rank	Name	Nation	Starting Number	Total Segment Score	Total Element Score	Total Program Component Score (factored)	Total Deductions
14	Huibo DONG / Yiming WU	CHN	5	49.29	28.57	20.72	0.00

#	Executed Elements	Info	Base Value	GOE	The Judges Panel (in random order)								Ref	Scores of Panel	
1	3T		4.10	0.70	1	1	1	1	0	1	1	1	1		4.80
2	3LzTw1		5.00	-1.10	0	-1	-2	-2	-2	-2	-1	-2	-1		3.90
3	3LoTh		5.00	0.40	1	1	1	0	0	1	0	0	1		5.40
4	5ALi4		6.50	0.30	1	1	1	0	0	-1	0	0	1		6.80
5	SIS2		2.30	0.14	1	1	0	0	0	0	0	0	1		2.44
6	BiDs1		2.80	-0.10	-1	0	0	0	1	1	0	-1	-1		2.70
7	FCCoSp2		2.50	0.03	0	-1	0	0	0	1	-1	0	1		2.53
			28.20											28.57	

Program Components

	Factor											
Skating Skills	0.80	5.25	5.75	6.75	4.75	5.50	5.00	5.50	5.75	6.00		5.54
Transition / Linking Footwork	0.80	4.50	5.25	6.50	4.50	5.00	4.00	5.00	4.50	4.75		4.79
Performance / Execution	0.80	4.75	5.50	6.75	5.50	5.25	4.50	5.25	5.25	5.25		5.25
Choreography / Composition	0.80	4.75	5.75	6.50	5.75	5.00	5.00	5.00	5.00	5.25		5.25
Interpretation	0.80	4.75	5.50	6.75	5.50	5.25	4.50	4.75	4.75	5.00		5.07
Judges Total Program Component Score (factored)												20.72

Deductions:

0.00

Rank	Name	Nation	Starting Number	Total Segment Score	Total Element Score	Total Program Component Score (factored)	Total Deductions
15	Klara KADLECOVA / Petr BIDAR	CZE	7	45.20	26.02	19.18	0.00

#	Executed Elements	Info	Base Value	GOE	The Judges Panel (in random order)								Ref	Scores of Panel	
1	2LzTw2		3.20	0.13	0	1	0	0	1	0	1	0	1		3.33
2	3STh		4.50	0.00	0	0	0	0	0	0	0	0	-1		4.50
3	2Lo		1.80	0.09	1	0	0	0	1	0	0	1	0		1.89
4	5ALi4		6.50	0.60	1	1	1	1	1	1	-1	1	0		7.10
5	BiDs1		2.80	-0.50	-1	0	-1	0	-1	0	-1	-1	-2		2.30
6	FCCoSp4		3.50	-0.04	0	0	0	-1	1	0	0	0	-1		3.46
7	SIS3		3.30	0.14	0	0	0	1	1	1	0	0	0		3.44
			25.60											26.02	

Program Components

	Factor											
Skating Skills	0.80	4.75	5.50	5.75	4.50	4.50	5.00	4.50	4.50	4.75		4.79
Transition / Linking Footwork	0.80	4.25	5.25	5.50	4.00	4.50	4.50	4.50	4.75	4.25		4.57
Performance / Execution	0.80	5.00	5.25	5.75	4.00	4.75	5.00	4.75	4.25	5.00		4.86
Choreography / Composition	0.80	4.75	5.50	5.50	4.25	4.50	5.00	5.00	4.50	4.75		4.86
Interpretation	0.80	5.00	5.50	5.75	4.00	4.75	5.00	4.75	4.50	4.75		4.89
Judges Total Program Component Score (factored)												19.18

Deductions:

0.00

ISU World Figure Skating Championships 2011

PAIRS SHORT PROGRAM JUDGES DETAILS PER SKATER

Rank	Name	Nation	Starting Number	Total Segment Score	Total Element Score	Total Program Component Score (factored)	Total Deductions
16	Natalja ZABIJAKO / Sergei KULBACH	EST	6	44.35	25.74	18.61	0.00

#	Executed Elements	Info	Base Value	GOE	The Judges Panel (in random order)									Ref	Scores of Panel
1	SIS3		3.30	0.14	0	0	0	1	0	0	1	0	1		3.44
2	2LzTw1		3.00	0.17	0	1	0	1	0	1	1	1	0		3.17
3	3T		4.10	-0.70	-2	-1	-1	-1	-1	-1	-1	-1	-1		3.40
4	3LoTh		5.00	0.40	0	0	0	1	1	1	1	0	1		5.40
5	5ALI3		6.00	0.10	0	0	0	0	0	0	1	2		6.10	
6	FCCoSp3		3.00	-0.17	-1	-1	-1	-1	0	0	0	0	-1		2.83
7	BiDs1		2.80	-1.40	-2	-2	-3	-2	-1	-2	-2	-2	-2		1.40
			27.20												25.74

Program Components

	Factor														
Skating Skills	0.80	4.50	4.75	5.25	5.00	4.50	4.75	6.25	4.75	4.75					4.82
Transition / Linking Footwork	0.80	4.00	4.50	5.00	4.25	4.25	4.25	5.25	4.00	4.25					4.36
Performance / Execution	0.80	4.25	5.25	5.00	4.75	4.50	4.50	5.50	4.50	4.50					4.71
Choreography / Composition	0.80	4.00	5.00	5.25	5.00	4.50	4.50	5.75	4.50	4.75					4.79
Interpretation	0.80	4.25	4.75	5.25	4.50	4.50	4.50	5.25	4.25	4.25					4.57
Judges Total Program Component Score (factored)													18.61		

Deductions:

0.00

Rank	Name	Nation	Starting Number	Total Segment Score	Total Element Score	Total Program Component Score (factored)	Total Deductions
17	Stacey KEMP / David KING	GBR	14	44.14	25.05	19.09	0.00

#	Executed Elements	Info	Base Value	GOE	The Judges Panel (in random order)									Ref	Scores of Panel
1	3LzTw1		5.00	-1.20	0	-2	-2	-2	-1	-2	-1	-2	-2		3.80
2	2F		1.80	0.00	0	0	0	0	0	-1	0	0	0		1.80
3	3LoTh		5.00	0.10	1	0	0	0	0	0	0	1	0		5.10
4	BiDs2		3.00	-0.40	0	0	-1	0	0	-1	-1	-1	-1		2.60
5	SIS2		2.30	-0.09	0	0	0	0	0	-1	0	-1	-1		2.21
6	FCCoSp3		3.00	-0.26	0	-1	-1	-1	-1	-1	-1	-1	0		2.74
7	5ALI4		6.50	0.30	0	0	0	0	1	1	1	1	0		6.80
			26.60												25.05

Program Components

	Factor														
Skating Skills	0.80	4.75	5.25	4.75	5.00	5.25	4.75	4.75	4.25	4.75					4.86
Transition / Linking Footwork	0.80	4.75	4.75	4.50	4.75	4.50	4.50	4.00	4.25	4.25					4.50
Performance / Execution	0.80	5.00	4.75	4.50	5.25	4.75	5.00	4.75	4.00	4.75					4.79
Choreography / Composition	0.80	5.00	5.00	4.75	5.00	5.25	5.00	5.00	4.50	5.00					4.96
Interpretation	0.80	4.50	4.75	4.75	5.00	4.50	5.00	5.00	4.00	4.75					4.75
Judges Total Program Component Score (factored)													19.09		

Deductions:

0.00

Rank	Name	Nation	Starting Number	Total Segment Score	Total Element Score	Total Program Component Score (factored)	Total Deductions
18	Adeline CANAC / Yannick BONHEUR	FRA	9	43.92	24.33	19.59	0.00

#	Executed Elements	Info	Base Value	GOE	The Judges Panel (in random order)									Ref	Scores of Panel
1	3S<<	<<	1.40	-0.57	-3	-3	-3	-3	-2	-3	-3	-2	-3		0.83
2	2LzTw2		3.20	0.04	0	1	0	0	0	1	0	0	0		3.24
3	3LoTh		5.00	0.00	0	0	-1	0	0	0	0	0	0		5.00
4	BiDs2		3.00	-0.10	0	0	0	1	-1	0	0	0	-1		2.90
5	FCCoSp4		3.50	-0.04	-1	0	0	0	0	-1	0	0	0		3.46
6	SIS2		2.30	0.00	1	0	0	0	-1	0	0	0	0		2.30
7	5ALI3		6.00	0.60	1	1	1	0	1	1	1	1	0		6.60
			24.40												24.33

Program Components

	Factor														
Skating Skills	0.80	5.00	4.75	5.00	5.50	4.50	5.25	5.00	5.00	5.00					5.00
Transition / Linking Footwork	0.80	5.50	4.00	4.75	5.00	4.50	4.50	4.75	4.75	4.50					4.68
Performance / Execution	0.80	5.00	4.75	5.00	5.25	4.25	5.00	5.25	4.50	5.00					4.93
Choreography / Composition	0.80	5.25	5.00	5.00	5.25	4.50	5.50	5.00	4.75	4.75					5.00
Interpretation	0.80	5.00	4.50	4.75	5.25	4.25	5.25	5.00	5.00	4.75					4.89
Judges Total Program Component Score (factored)													19.59		

Deductions:

0.00

<< Downgraded jump

ISU World Figure Skating Championships 2011

PAIRS SHORT PROGRAM JUDGES DETAILS PER SKATER

Rank	Name	Nation	Starting Number	Total Segment Score	Total Element Score	Total Program Component Score (factored)	Total Deductions
19	Lubov BAKIROVA / Mikalai KAMIANCHUK	BLR	11	38.20	20.43	17.77	0.00

#	Executed Elements	Info	Base Value	GOE	The Judges Panel (in random order)								Ref	Scores of Panel	
1	2LzTw1		3.00	0.00	-1	1	0	0	0	-1	1	0	0		3.00
2	1A		1.10	-0.60	-3	-2	-3	-3	-3	-3	-3	-3	-3		0.50
3	3STh		4.50	0.40	1	1	0	0	1	0	1	0	1		4.90
4	5SLi2		5.00	0.14	0	0	0	1	1	0	1	0	0		5.14
5	FCCoSp3		3.00	-0.17	0	0	-1	0	-1	-1	-1	-1	0		2.83
6	SIS1		1.80	-0.04	0	0	0	0	0	0	-1	-1	0		1.76
7	BiDs1		2.80	-0.50	-1	-1	-1	-1	0	0	-2	-1	0		2.30
			21.20											20.43	

Program Components

	Factor											
Skating Skills	0.80	5.25	5.25	4.50	4.50	4.75	4.50	4.00	4.00	5.50		4.68
Transition / Linking Footwork	0.80	4.00	4.75	4.00	4.25	4.25	4.00	3.50	3.75	5.25		4.14
Performance / Execution	0.80	5.00	5.00	4.25	4.50	4.25	4.25	3.75	4.00	5.25		4.46
Choreography / Composition	0.80	4.75	5.00	4.25	4.75	4.50	4.50	4.00	4.25	5.50		4.57
Interpretation	0.80	4.25	4.75	4.25	4.50	4.50	4.25	3.50	4.00	5.50		4.36
Judges Total Program Component Score (factored)												17.77

Deductions:

0.00

Rank	Name	Nation	Starting Number	Total Segment Score	Total Element Score	Total Program Component Score (factored)	Total Deductions
20	Danielle MONTALBANO / Evgeni KRASNOPOLSKI	ISR	1	37.43	21.63	15.80	0.00

#	Executed Elements	Info	Base Value	GOE	The Judges Panel (in random order)								Ref	Scores of Panel	
1	3STh		4.50	-1.40	-2	-2	-2	-2	-2	-2	-2	-2	-2		3.10
2	2LzTw2		3.20	-0.09	-1	0	0	0	0	-1	0	0	-1		3.11
3	2A		3.30	-0.57	0	-1	-1	-1	-1	-2	-2	-1	-1		2.73
4	5SLi2		5.00	-0.14	0	0	-2	0	-1	-1	0	0	0		4.86
5	CCoSp4		3.50	-0.13	-1	-1	0	0	0	-1	0	0	-1		3.37
6	SIS2		2.30	-0.04	0	0	0	0	0	0	-1	-1	0		2.26
7	BiDs1		2.80	-0.60	-1	-1	-1	-1	0	-2	0	0	-2		2.20
			24.60											21.63	

Program Components

	Factor											
Skating Skills	0.80	4.00	4.25	3.75	4.25	4.00	4.00	4.00	4.25	4.25		4.11
Transition / Linking Footwork	0.80	3.50	4.00	3.50	4.00	3.75	3.25	4.50	3.75	3.75		3.75
Performance / Execution	0.80	3.75	4.00	3.75	4.00	4.00	3.50	3.75	4.00	4.00		3.89
Choreography / Composition	0.80	4.25	4.00	3.50	4.00	4.25	4.00	4.00	4.50	4.00		4.07
Interpretation	0.80	3.75	4.00	3.25	4.25	4.00	3.50	3.75	4.25	4.25		3.93
Judges Total Program Component Score (factored)												15.80

Deductions:

0.00

Rank	Name	Nation	Starting Number	Total Segment Score	Total Element Score	Total Program Component Score (factored)	Total Deductions
21	Stina MARTINI / Severin KIEFER	AUT	3	35.34	20.79	14.55	0.00

#	Executed Elements	Info	Base Value	GOE	The Judges Panel (in random order)								Ref	Scores of Panel	
1	2LzTw1		3.00	-0.64	-2	-2	-2	-2	-3	-2	-3	-2	-1		2.36
2	3STh		4.50	-1.40	-2	-2	-2	-2	-2	-2	-2	-2	-2		3.10
3	5TLi3		5.50	-0.50	-1	-2	-1	-1	-1	-1	-1	-1	-1		5.00
4	BiDs1		2.80	-0.20	0	0	0	0	-1	0	-1	0	-1		2.60
5	FCCoSp4		3.50	-0.21	-1	-1	0	0	-1	-1	0	-1	-1		3.29
6	2F		1.80	-0.26	-1	-1	-1	0	-1	-1	-1	-1	0		1.54
7	SIS3		3.30	-0.40	0	-1	-1	0	0	-1	-1	-1	0		2.90
			24.40											20.79	

Program Components

	Factor											
Skating Skills	0.80	4.00	3.75	4.00	4.00	4.25	3.50	3.50	4.00	3.50		3.82
Transition / Linking Footwork	0.80	3.50	3.25	4.00	3.50	3.50	3.25	3.25	4.00	3.25		3.46
Performance / Execution	0.80	3.75	3.25	4.00	3.75	3.75	3.75	3.25	3.75	3.25		3.61
Choreography / Composition	0.80	3.50	3.50	4.25	3.75	4.00	3.50	3.75	4.00	3.50		3.71
Interpretation	0.80	3.75	3.50	3.75	3.50	3.75	3.75	3.00	3.50	3.25		3.57
Judges Total Program Component Score (factored)												14.55

Deductions:

0.00

ISU World Figure Skating Championships 2011

PAIRS SHORT PROGRAM JUDGES DETAILS PER SKATER

Rank	Name	Nation	Starting Number	Total Segment Score	Total Element Score	Total Program Component Score (factored)	Total Deductions
22	Alexandra MALAKHOVA / Leri KENCHADZE	BUL	10	30.10	16.77	14.33	-1.00

#	Executed Elements	Info	Base Value	GOE	The Judges Panel (in random order)										Ref	Scores of Panel
1	3S<<	<<	1.40	-0.60	-3	-3	-3	-3	-3	-3	-3	-3	-3	-3	-3	0.80
2	2LzTw1		3.00	-0.13	0	0	-2	0	-1	0	0	-1	-1			2.87
3	3TTh		4.50	-1.40	-2	-2	-2	-2	-2	-2	-3	-2	-2			3.10
4	BiDs1		2.80	-0.20	0	0	0	-1	-1	-1	0	0	0			2.60
5	5TLi1		4.50	-0.43	0	-1	0	-1	-2	-2	-1	0	-1			4.07
6	FCCoSp1		2.00	-0.34	-2	-1	0	-2	-2	0	0	-2	-1			1.66
7	SiSt1		1.80	-0.13	0	0	-1	-2	-1	0	0	0	-1			1.67
			20.00													16.77

Program Components

	Factor	The Judges Panel (in random order)										Ref	Scores of Panel
Skating Skills	0.80	4.25	4.00	3.50	2.75	3.75	4.00	3.75	4.25	3.50			3.82
Transition / Linking Footwork	0.80	3.50	3.25	4.00	3.00	3.50	3.25	3.50	3.50	3.00			3.36
Performance / Execution	0.80	3.75	3.75	3.75	2.75	3.00	3.50	3.75	3.75	3.50			3.57
Choreography / Composition	0.80	4.00	3.50	3.50	3.25	3.50	3.50	3.75	4.25	3.00			3.57
Interpretation	0.80	3.75	3.75	3.75	2.50	3.25	3.75	3.75	3.75	3.00			3.57
Judges Total Program Component Score (factored)													14.33

Deductions:

Falls:	-1.00															-1.00
--------	-------	--	--	--	--	--	--	--	--	--	--	--	--	--	--	--------------

<< Downgraded jump

Printed: 27/04/2011 23:23:45



ISU WORLD FIGURE SKATING CHAMPIONSHIPS® 2011
April 25 – May 1, 2011 – Moscow / Russia



ISU World Figure Skating Championships 2011

RESULTS

PAIRS FREE SKATING

Pl.	Name	Nation	Total Segment Score
1	Aliona SAVCHENKO / Robin SZOLKOWY	GER	144.87
2	Tatiana VOLOSOZHAR / Maxim TRANKOV	RUS	140.38
3	Qing PANG / Jian TONG	CHN	130.12
4	Yuko KAVAGUTI / Alexander SMIRNOV	RUS	124.82
5	Vera BAZAROVA / Yuri LARIONOV	RUS	122.49
6	Caitlin YANKOWSKAS / John COUGHLIN	USA	117.18
7	Meagan DUHAMEL / Eric RADFORD	CAN	114.20
8	Kirsten MOORE-TOWERS / Dylan MOSCOVITCH	CAN	106.31
9	Amanda EVORA / Mark LADWIG	USA	101.27
10	Narumi TAKAHASHI / Mervin TRAN	JPN	100.94
11	Stefania BERTON / Ondrej HOTAREK	ITA	99.52
12	Maylin HAUSCH / Daniel WENDE	GER	95.75
13	Yue ZHANG / Lei WANG	CHN	95.13
14	Huibo DONG / Yiming WU	CHN	88.46
15	Klara KADLECOVA / Petr BIDAR	CZE	87.31
16	Natalja ZABIJAKO / Sergei KULBACH	EST	82.21

Printed: 28/04/2011 20:53:04

Official ISU Sponsors



ASIENCE



CITIZEN® GUINOT



25th Anniversary 25th Anniversary 25th Anniversary
 ジャパネットたかた

JINRO 木下工務店



MARY COHR

OLYMPUS



ISU World Figure Skating Championships 2011

PAIRS FREE SKATING JUDGES DETAILS PER SKATER

Rank	Name	Nation	Starting Number	Total Segment Score	Total Element Score	Total Program Component Score (factored)	Total Deductions
1	Aliona SAVCHENKO / Robin SZOLKOWY	GER	13	144.87	72.94	71.93	0.00

#	Executed Elements	Info	Base Value	GOE	The Judges Panel (in random order)									Ref	Scores of Panel
1	3FTh		5.50	1.60	2	2	3	2	2	2	2	3	3		7.10
2	3T+3T+SEQ		6.56	0.90	1	1	2	1	1	1	2	2	1		7.46
3	BoDs4		4.50	1.10	2	1	2	1	2	2	1	2	1		5.60
4	FCCoSp4		3.50	0.93	1	2	2	1	2	2	2	2	2		4.43
5	ChSp1		2.00	2.00	2	2	3	2	2	2	2	2	1		4.00
6	3LzTw2		5.94 x	1.10	2	1	2	2	2	1	1	2	1		7.04
7	2A		3.63 x	0.79	1	1	2	0	1	2	2	3	2		4.42
8	5ALi4		7.15 x	1.50	2	2	2	2	2	3	2	3	1		8.65
9	PCoSp4		4.50	0.79	2	1	1	1	2	2	3	2	0		5.29
10	5SLi4		6.60 x	1.00	2	2	3	2	2	2	2	2	2		7.60
11	3Li4		4.40 x	1.00	2	2	2	2	2	2	2	3	1		5.40
12	3STh		4.95 x	1.00	2	1	1	1	1	2	2	2	1		5.95
			59.23												72.94

Program Components

Factor

Skating Skills	1.60	9.25	8.50	9.25	8.75	9.25	8.75	9.00	9.00	8.75	8.96
Transition / Linking Footwork	1.60	9.00	8.25	9.25	8.75	9.00	8.50	9.00	8.75	8.50	8.79
Performance / Execution	1.60	9.50	8.50	9.75	9.00	9.25	9.00	9.25	9.00	9.00	9.14
Choreography / Composition	1.60	8.50	8.75	9.75	9.00	9.25	8.75	9.00	9.50	8.75	9.00
Interpretation	1.60	9.00	8.50	9.50	8.75	9.50	9.25	9.00	9.00	9.00	9.07
Judges Total Program Component Score (factored)											71.93

Deductions:

0.00

x Credit for highlight distribution, base value multiplied by 1.1

Rank	Name	Nation	Starting Number	Total Segment Score	Total Element Score	Total Program Component Score (factored)	Total Deductions
2	Tatiana VOLOSOZHAR / Maxim TRANKOV	RUS	16	140.38	70.14	70.24	0.00

#	Executed Elements	Info	Base Value	GOE	The Judges Panel (in random order)									Ref	Scores of Panel
1	3LzTw1		5.00	1.90	2	3	2	3	3	2	3	3	3		6.90
2	3S		4.20	-0.30	0	0	0	-1	0	-1	-1	1	-1		3.90
3	3T+2T		5.50	0.90	1	1	1	2	1	2	1	2	1		6.40
4	5ALi4		6.50	1.60	3	2	2	3	2	2	2	3	2		8.10
5	ChSp1		2.00	1.86	3	2	2	2	1	2	1	2	2		3.86
6	FCCoSp4		3.50	0.93	2	2	1	2	1	2	2	2	2		4.43
7	3LoTh		5.50 x	1.90	3	3	3	2	2	2	3	3	3		7.40
8	5TLi4		6.60 x	1.00	2	2	2	2	2	2	2	2	2		7.60
9	3Li4		4.40 x	1.00	2	2	2	3	2	2	1	2	2		5.40
10	3STh		4.95 x	1.70	2	3	3	2	3	3	2	2	2		6.65
11	FiDs4		3.50	1.00	1	0	2	1	2	2	0	2	2		4.50
12	PCoSp4		4.50	0.50	0	2	1	0	2	1	0	2	1		5.00
			56.15												70.14

Program Components

Factor

Skating Skills	1.60	8.25	9.50	8.75	8.75	9.00	9.25	8.50	8.50	8.75	8.79
Transition / Linking Footwork	1.60	7.50	9.00	8.50	8.50	8.75	9.00	8.25	8.50	8.50	8.57
Performance / Execution	1.60	8.50	9.50	8.75	9.00	9.00	9.25	8.25	8.50	8.75	8.82
Choreography / Composition	1.60	8.25	9.25	9.00	8.75	9.00	9.25	8.50	8.75	8.75	8.86
Interpretation	1.60	8.50	9.00	9.50	8.75	9.00	9.25	8.25	8.75	8.75	8.86
Judges Total Program Component Score (factored)											70.24

Deductions:

0.00

x Credit for highlight distribution, base value multiplied by 1.1

ISU World Figure Skating Championships 2011

PAIRS FREE SKATING JUDGES DETAILS PER SKATER

Rank	Name	Nation	Starting Number	Total Segment Score	Total Element Score	Total Program Component Score (factored)	Total Deductions
3	Qing PANG / Jian TONG	CHN	14	130.12	61.71	68.41	0.00

#	Executed Elements	Info	Base Value	GOE	The Judges Panel (in random order)								Ref	Scores of Panel	
1	1A+2A+SEQ		3.52	-1.14	-3	-1	-3	-2	-3	-2	-2	-2	-2		2.38
2	2T		1.40	0.03	0	0	0	0	0	0	1	0	1		1.43
3	4Li3		3.50	0.86	1	2	2	1	2	1	2	2	2		4.36
4	FCCoSp4		3.50	0.86	1	2	2	2	2	1	2	1	2		4.36
5	PCoSp4		4.50	0.64	1	1	2	1	2	1	2	1	1		5.14
6	3LzTw2		5.94 x	1.30	2	1	2	2	2	1	2	2	2		7.24
7	3STh		4.95 x	1.90	3	3	2	3	2	2	3	3	3		6.85
8	ChSp1		2.00	1.00	1	1	1	1	1	1	3	1	1		3.00
9	5ALi4		7.15 x	1.40	2	2	2	2	2	1	2	3	2		8.55
10	3LoTh		5.50 x	1.30	2	2	2	2	1	1	2	2	3		6.80
11	BoDs2		3.50	0.50	1	0	1	1	0	0	1	1	1		4.00
12	5TLi4		6.60 x	1.00	2	2	2	2	2	2	3	2	2		7.60
			52.06												61.71

Program Components

Factor

Skating Skills	1.60	9.00	8.75	8.50	8.25	9.00	8.75	8.00	8.50	8.50		8.61
Transition / Linking Footwork	1.60	8.25	8.75	8.00	8.00	8.25	8.50	7.75	8.00	8.25		8.18
Performance / Execution	1.60	8.75	8.50	8.50	8.00	8.25	8.50	8.75	8.50	8.75		8.54
Choreography / Composition	1.60	8.75	8.75	8.50	8.50	8.50	8.75	9.00	8.50	8.75		8.64
Interpretation	1.60	9.00	9.00	8.75	8.25	8.50	8.75	9.00	8.75	8.75		8.79
Judges Total Program Component Score (factored)												68.41

Deductions:

0.00

x Credit for highlight distribution, base value multiplied by 1.1

Rank	Name	Nation	Starting Number	Total Segment Score	Total Element Score	Total Program Component Score (factored)	Total Deductions
4	Yuko KAVAGUTI / Alexander SMIRNOV	RUS	11	124.82	61.36	64.46	-1.00

#	Executed Elements	Info	Base Value	GOE	The Judges Panel (in random order)								Ref	Scores of Panel	
1	3STh		4.50	-0.20	0	0	0	0	-1	-1	0	-1	1		4.30
2	3T		4.10	0.20	1	0	0	0	0	0	1	0	1		4.30
3	3LzTw2		5.40	0.20	1	1	0	0	-1	0	0	0	1		5.60
4	BoDs2		3.50	0.60	1	0	0	1	2	0	2	1	1		4.10
5	FCCoSp4		3.50	0.50	2	1	1	1	1	1	1	0	1		4.00
6	ChSp1		2.00	1.71	2	1	1	2	1	2	2	2	2		3.71
7	2A+2A+SEQ		5.81 x	-0.07	0	0	-1	0	0	-1	0	0	1		5.74
8	3LoTh		5.50 x	-2.10	-3	-3	-3	-3	-3	-3	-3	-3	-3		3.40
9	3Li4		4.40 x	0.79	1	2	2	2	1	1	2	1	2		5.19
10	5ALi4		7.15 x	1.20	1	2	2	2	2	1	2	1	3		8.35
11	5SLi4		6.60 x	0.93	2	2	1	2	2	2	3	1	2		7.53
12	PCoSp4		4.50	0.64	1	2	1	1	1	1	2	1	2		5.14
			56.96												61.36

Program Components

Factor

Skating Skills	1.60	8.00	8.25	8.00	8.00	8.25	7.75	7.75	8.00	8.50		8.04
Transition / Linking Footwork	1.60	7.75	8.00	7.50	7.50	8.00	7.50	7.50	7.75	8.25		7.71
Performance / Execution	1.60	7.75	7.75	7.50	8.00	8.50	8.25	8.25	8.00	8.25		8.04
Choreography / Composition	1.60	8.00	8.25	7.75	8.00	8.25	8.00	8.50	8.25	8.75		8.18
Interpretation	1.60	8.25	8.00	7.75	8.25	8.50	8.50	8.75	8.25	8.50		8.32
Judges Total Program Component Score (factored)												64.46

Deductions:

Falls: -1.00

-1.00

x Credit for highlight distribution, base value multiplied by 1.1

ISU World Figure Skating Championships 2011

PAIRS FREE SKATING JUDGES DETAILS PER SKATER

Rank	Name	Nation	Starting Number	Total Segment Score	Total Element Score	Total Program Component Score (factored)	Total Deductions
5	Vera BAZAROVA / Yuri LARIONOV	RUS	15	122.49	62.29	61.20	-1.00

#	Executed Elements	Info	Base Value	GOE	The Judges Panel (in random order)									Ref	Scores of Panel	
1	3T		4.10	-2.10	-3	-3	-3	-3	-3	-3	-3	-3	-3	-3		2.00
2	3LzTw2		5.40	1.30	2	2	1	2	2	2	2	3	1		6.70	
3	3FTh		5.50	1.00	1	1	0	2	2	1	1	2	2		6.50	
4	2A+2A<+SEQ	<	4.48	-0.79	-2	-1	-2	-1	-2	-3	-1	-1	-2		3.69	
5	PCoSp4		4.50	0.50	1	1	0	1	2	1	1	1	1		5.00	
6	ChSp1		2.00	1.57	2	1	1	2	1	1	2	2	2		3.57	
7	5ALi4		7.15 x	1.50	2	2	0	2	3	3	2	2	2		8.65	
8	3LoTh		5.50 x	1.00	1	1	0	2	2	1	1	2	2		6.50	
9	3Li4		4.40 x	0.50	1	1	0	1	2	1	1	1	1		4.90	
10	FCCoSp3		3.00	0.29	0	0	1	1	1	1	1	0	0		3.29	
11	5SLi4		6.60 x	0.79	1	2	1	2	2	1	2	1	2		7.39	
12	FiDs3		3.20	0.90	1	1	0	1	2	1	2	2	1		4.10	
			55.83												62.29	

Program Components

Factor

Skating Skills	1.60	8.00	7.50	6.50	8.25	7.75	7.75	8.25	7.50	7.75	7.79
Transition / Linking Footwork	1.60	7.75	7.25	6.50	8.00	7.50	7.25	8.00	7.25	7.50	7.50
Performance / Execution	1.60	8.00	7.25	6.50	8.25	7.75	7.75	8.00	7.25	7.50	7.64
Choreography / Composition	1.60	7.75	7.25	6.25	8.25	7.75	7.50	8.25	7.75	7.75	7.71
Interpretation	1.60	7.75	7.25	6.50	8.25	7.50	7.25	8.25	7.50	7.75	7.61
Judges Total Program Component Score (factored)											61.20

Deductions:

Falls: -1.00

-1.00

< Under-rotated jump x Credit for highlight distribution, base value multiplied by 1.1

Rank	Name	Nation	Starting Number	Total Segment Score	Total Element Score	Total Program Component Score (factored)	Total Deductions
6	Caitlin YANKOWSKAS / John COUGHLIN	USA	12	117.18	59.75	57.43	0.00

#	Executed Elements	Info	Base Value	GOE	The Judges Panel (in random order)									Ref	Scores of Panel
1	2A		3.30	0.21	1	0	0	0	0	0	1	1	1		3.51
2	3LzTw1		5.00	0.30	2	1	1	0	0	0	0	0	1		5.30
3	3LoTh		5.00	0.40	1	1	0	1	0	0	1	1	0		5.40
4	3T+2T+2T		6.90	0.60	0	2	1	1	1	0	1	1	1		7.50
5	5ALi4		6.50	1.00	1	1	2	1	1	1	2	2	2		7.50
6	BoDs1		3.00	0.50	1	0	1	1	1	0	0	1	1		3.50
7	FCCoSp4		3.50	0.57	1	1	1	1	2	1	0	1	2		4.07
8	ChSp1		2.00	0.71	1	1	0	1	1	0	1	1	0		2.71
9	3STh		4.95 x	-0.50	0	-1	-1	0	-1	-1	-1	-1	0		4.45
10	5TLi4		6.60 x	0.21	0	0	1	1	1	0	0	1	0		6.81
11	3Li3		3.85 x	0.36	0	1	0	1	1	1	1	1	0		4.21
12	PCoSp4		4.50	0.29	0	1	0	1	1	0	1	1	0		4.79
			55.10												59.75

Program Components

Factor

Skating Skills	1.60	7.50	7.75	7.50	7.50	7.00	7.00	6.75	7.00	7.00	7.21
Transition / Linking Footwork	1.60	6.25	7.50	7.00	7.50	6.75	7.00	6.25	6.50	6.75	6.82
Performance / Execution	1.60	7.50	7.75	7.25	7.75	7.25	6.75	6.50	7.00	7.50	7.29
Choreography / Composition	1.60	7.00	7.50	7.50	7.75	7.00	7.00	7.00	7.00	7.50	7.21
Interpretation	1.60	7.25	7.75	7.50	7.75	7.25	7.00	6.50	7.00	7.75	7.36
Judges Total Program Component Score (factored)											57.43

Deductions:

0.00

x Credit for highlight distribution, base value multiplied by 1.1

ISU World Figure Skating Championships 2011

PAIRS FREE SKATING JUDGES DETAILS PER SKATER

Rank	Name	Nation	Starting Number	Total Segment Score	Total Element Score	Total Program Component Score (factored)	Total Deductions
7	Meagan DUHAMEL / Eric RADFORD	CAN	9	114.20	61.52	52.68	0.00

#	Executed Elements	Info	Base Value	GOE	The Judges Panel (in random order)										Ref	Scores of Panel
1	3LzTw2		5.40	0.20	0	0	1	0	1	0	0	1	0		5.60	
2	3Lz+2T+2T		8.80	-0.10	-1	0	0	0	-1	0	0	0	0		8.70	
3	3LoTh		5.00	0.00	-1	0	0	0	0	0	1	0	0		5.00	
4	3Li4		4.00	0.50	1	1	1	1	1	1	1	1	1		4.50	
5	FCCoSp3		3.00	0.57	1	1	1	1	2	1	1	2	1		3.57	
6	BoDs4		4.50	0.30	1	0	0	0	0	1	1	0	1		4.80	
7	2T		1.54 x	-0.37	-2	-2	-2	-1	-2	-2	0	-2	-2		1.17	
8	ChSp1		2.00	0.29	0	0	0	1	0	1	0	0	1		2.29	
9	5ALi4		7.15 x	0.60	1	0	1	1	1	0	1	1	1		7.75	
10	3FTh		6.05 x	0.50	0	1	1	0	1	1	1	2	0		6.55	
11	5SLi4		6.60 x	0.50	1	1	1	1	2	1	0	2	0		7.10	
12	PCoSp4		4.50	-0.01	-2	-1	1	0	0	0	1	0	-1		4.49	
			58.54													61.52

Program Components

	Factor											
Skating Skills	1.60	6.00	7.00	6.75	7.25	7.25	6.50	7.25	7.00	6.25		6.86
Transition / Linking Footwork	1.60	5.75	6.00	6.25	6.75	7.00	6.00	7.00	6.25	5.50		6.29
Performance / Execution	1.60	5.75	6.50	6.50	7.00	7.25	6.25	7.25	7.00	6.00		6.64
Choreography / Composition	1.60	5.75	6.50	6.50	7.25	7.00	6.25	7.00	6.50	6.25		6.57
Interpretation	1.60	6.00	6.25	6.50	7.00	7.00	6.50	7.25	6.50	6.25		6.57
Judges Total Program Component Score (factored)												52.68

Deductions:

0.00

x Credit for highlight distribution, base value multiplied by 1.1

Rank	Name	Nation	Starting Number	Total Segment Score	Total Element Score	Total Program Component Score (factored)	Total Deductions
8	Kirsten MOORE-TOWERS / Dylan MOSCOVITCH	CAN	8	106.31	56.18	51.13	-1.00

#	Executed Elements	Info	Base Value	GOE	The Judges Panel (in random order)										Ref	Scores of Panel
1	3LzTw1		5.00	-0.10	1	-2	0	0	-1	0	-1	0	1		4.90	
2	3T+2A+SEQ		5.92	-1.90	-2	-3	-2	-3	-3	-3	-3	-3	-2		4.02	
3	3LoTh		5.00	0.20	1	0	0	0	1	0	0	1	0		5.20	
4	5ALi4		6.50	0.20	0	0	0	0	1	0	0	1	1		6.70	
5	3S		4.20	0.00	0	0	0	0	0	1	0	0	0		4.20	
6	ChSp1		2.00	0.14	0	0	0	0	0	1	0	1	0		2.14	
7	BoDs1		3.00	0.40	0	0	1	1	0	1	0	1	1		3.40	
8	PCoSp4		4.50	0.43	1	0	1	1	1	1	0	1	1		4.93	
9	5TLi4		6.60 x	0.29	1	0	0	1	1	0	0	2	1		6.89	
10	3STh		4.95 x	0.60	1	1	0	0	1	1	1	1	1		5.55	
11	FCCoSp4		3.50	0.14	1	1	1	0	0	0	0	0	0		3.64	
12	3Li4		4.40 x	0.21	1	0	0	1	0	0	0	1	2		4.61	
			55.57													56.18

Program Components

	Factor											
Skating Skills	1.60	7.00	6.25	6.00	6.00	6.50	7.00	6.25	6.50	7.00		6.50
Transition / Linking Footwork	1.60	6.75	6.00	6.00	5.75	6.25	6.75	5.75	6.00	6.25		6.14
Performance / Execution	1.60	7.00	6.00	6.25	6.00	6.50	6.75	6.00	7.00	7.00		6.50
Choreography / Composition	1.60	6.75	6.25	6.25	6.00	6.75	7.00	5.75	7.00	6.50		6.50
Interpretation	1.60	7.00	6.25	6.00	5.75	6.25	6.75	6.00	6.50	6.50		6.32
Judges Total Program Component Score (factored)												51.13

Deductions:

Falls: -1.00

-1.00

x Credit for highlight distribution, base value multiplied by 1.1

ISU World Figure Skating Championships 2011

PAIRS FREE SKATING JUDGES DETAILS PER SKATER

Rank	Name	Nation	Starting Number	Total Segment Score	Total Element Score	Total Program Component Score (factored)	Total Deductions
9	Amanda EVORA / Mark LADWIG	USA	7	101.27	53.84	49.43	-2.00

#	Executed Elements	Info	Base Value	GOE	The Judges Panel (in random order)										Ref	Scores of Panel	
1	3LzTw2		5.40	0.10	0	1	0	0	1	0	0	0	0	0	0	0	5.50
2	3T<<	<<	1.40	-0.60	-3	-3	-3	-3	-3	-3	-3	-3	-3	-3	-3	0.80	
3	3LzTh		5.50	-2.10	-3	-3	-3	-3	-3	-3	-3	-3	-3	-3	3.40		
4	CCoSp4		3.50	0.36	0	1	1	1	0	0	1	1	1	1	3.86		
5	ChSp1		2.00	0.43	0	1	0	1	1	0	0	0	1	1	2.43		
6	2A<<+1Lo+2S	<<	3.30 x	-0.46	-3	-2	-2	-3	0	-3	-2	-2	-2	2.84			
7	PCoSp4		4.50	0.07	0	1	-1	0	0	1	0	0	0	4.57			
8	3Li4		4.40 x	0.14	1	0	0	0	0	1	0	0	1	4.54			
9	3LoTh		5.50 x	0.60	1	1	1	0	1	1	0	1	2	6.10			
10	5RLi4		7.15 x	0.60	1	0	1	-1	1	0	1	2	2	7.75			
11	BoDs3		4.00	0.20	1	1	0	0	0	1	0	0	0	4.20			
12	5ALi4		7.15 x	0.70	2	1	1	0	1	1	1	1	1	7.85			
			53.80												53.84		

Program Components

	Factor											
Skating Skills	1.60	6.50	6.00	6.25	5.75	6.25	6.50	6.00	6.75	6.50	6.29	
Transition / Linking Footwork	1.60	6.25	7.00	6.00	5.75	5.25	6.25	6.00	6.50	6.00	6.11	
Performance / Execution	1.60	6.00	6.25	6.50	5.50	5.50	6.25	4.75	6.00	6.25	5.96	
Choreography / Composition	1.60	6.25	6.75	6.50	6.00	6.00	6.50	4.75	6.50	6.50	6.32	
Interpretation	1.60	6.00	6.50	6.25	6.00	6.00	6.50	6.00	6.50	6.25	6.21	
Judges Total Program Component Score (factored)												49.43

Deductions:

Falls: -2.00 **-2.00**

<< Downgraded jump x Credit for highlight distribution, base value multiplied by 1.1

Rank	Name	Nation	Starting Number	Total Segment Score	Total Element Score	Total Program Component Score (factored)	Total Deductions
10	Narumi TAKAHASHI / Mervin TRAN	JPN	10	100.94	50.09	52.85	-2.00

#	Executed Elements	Info	Base Value	GOE	The Judges Panel (in random order)										Ref	Scores of Panel
1	3S<<	<<	1.40	-0.60	-3	-3	-3	-3	-3	-3	-3	-3	-3	-3	0.80	
2	2FTw4		3.80	0.34	1	2	1	1	1	2	1	1	1	4.14		
3	3STh		4.50	-2.10	-3	-3	-3	-3	-3	-3	-3	-3	-3	2.40		
4	FCCoSp4		3.50	0.50	1	0	1	1	2	2	1	0	1	4.00		
5	BoDs4		4.50	0.80	1	1	1	1	2	1	1	2	1	5.30		
6	3T<<+SEQ	<<	1.23 x	-0.60	-3	-3	-3	-3	-3	-2	-3	-3	-3	0.63		
7	3Li4		4.40 x	0.71	0	2	2	1	2	1	2	1	1	5.11		
8	3TTh		4.95 x	0.00	0	0	0	0	0	0	0	0	0	4.95		
9	PCoSp4		4.50	0.43	0	1	1	1	1	0	1	1	1	4.93		
10	5TLi4		6.60 x	0.57	1	2	1	1	2	1	1	1	0	7.17		
11	ChSp1		2.00	0.71	0	0	1	1	1	0	1	1	1	2.71		
12	5ALi4		7.15 x	0.80	1	2	1	1	1	1	1	2	1	7.95		
			48.53												50.09	

Program Components

	Factor											
Skating Skills	1.60	7.00	6.50	6.50	6.75	6.00	7.00	7.00	6.75	6.50	6.71	
Transition / Linking Footwork	1.60	6.50	6.50	6.50	7.00	6.00	6.50	7.00	6.25	5.75	6.46	
Performance / Execution	1.60	6.75	6.50	6.00	6.75	6.25	6.75	6.25	6.50	5.75	6.43	
Choreography / Composition	1.60	7.00	6.75	6.50	7.00	6.25	7.00	6.75	6.50	6.50	6.71	
Interpretation	1.60	7.00	6.75	6.25	7.00	6.00	7.00	7.00	6.75	6.25	6.71	
Judges Total Program Component Score (factored)												52.85

Deductions:

Falls: -2.00 **-2.00**

<< Downgraded jump x Credit for highlight distribution, base value multiplied by 1.1

ISU World Figure Skating Championships 2011

PAIRS FREE SKATING JUDGES DETAILS PER SKATER

Rank	Name	Nation	Starting Number	Total Segment Score	Total Element Score	Total Program Component Score (factored)	Total Deductions
11	Stefania BERTON / Ondrej HOTAREK	ITA	5	99.52	52.60	46.92	0.00

#	Executed Elements	Info	Base Value	GOE	The Judges Panel (in random order)								Ref	Scores of Panel	
1	3T+2T+2T		6.90	0.40	1	0	1	0	0	1	1	0	1		7.30
2	2LzTw1		3.00	0.09	1	0	1	0	1	0	0	0	0		3.09
3	3Li4		4.00	0.00	0	1	0	0	0	0	0	0	0		4.00
4	2S		1.40	-0.34	-2	-2	-2	0	-2	-2	0	-2	-2		1.06
5	FiDs3		3.20	0.20	1	0	0	0	0	1	0	0	1		3.40
6	FCCoSp4		3.50	0.00	1	0	0	0	0	-1	0	0	0		3.50
7	ChSp1		2.00	0.43	1	0	1	0	0	1	1	0	0		2.43
8	5ALi4		7.15 x	0.20	0	0	1	1	0	1	0	0	0		7.35
9	3STh		4.95 x	0.00	0	0	0	1	0	0	0	0	0		4.95
10	PCoSp4		4.50	-0.04	0	-1	-1	0	0	0	0	0	0		4.46
11	3LoTh		5.50 x	-1.40	-2	-2	-2	-2	-2	-2	-2	-2	-2		4.10
12	5SLi4		6.60 x	0.36	1	0	1	1	1	1	1	0	0		6.96
			52.70											52.60	

Program Components

Program Components	Factor											
Skating Skills	1.60	6.00	5.75	5.75	6.75	6.50	6.00	5.75	5.75	5.75	5.75	5.93
Transition / Linking Footwork	1.60	6.00	5.00	5.50	6.50	6.00	5.50	5.75	5.50	5.25	5.64	
Performance / Execution	1.60	6.25	5.50	5.75	6.75	6.00	5.75	6.00	5.75	5.50	5.86	
Choreography / Composition	1.60	6.25	5.75	5.50	6.50	6.25	6.00	6.00	5.50	5.75	5.93	
Interpretation	1.60	6.00	5.75	5.75	6.75	6.50	6.00	6.00	5.75	5.75	5.96	
Judges Total Program Component Score (factored)												46.92

Deductions:

0.00

x Credit for highlight distribution, base value multiplied by 1.1

Rank	Name	Nation	Starting Number	Total Segment Score	Total Element Score	Total Program Component Score (factored)	Total Deductions
12	Maylin HAUSCH / Daniel WENDE	GER	6	95.75	49.50	47.25	-1.00

#	Executed Elements	Info	Base Value	GOE	The Judges Panel (in random order)								Ref	Scores of Panel	
1	3LzTw1		5.00	-1.00	-2	-2	-2	-1	-1	-1	-1	-1	-2		4.00
2	3STh		4.50	0.60	0	2	1	1	1	1	-1	1	1		5.10
3	3T+1T		4.50	-1.90	-3	-2	-3	-3	-3	-2	-3	-2	-3		2.60
4	FCCoSp4		3.50	0.50	1	1	1	1	0	1	1	1	1		4.00
5	ChSp1		2.00	0.57	1	1	0	0	1	0	0	1	1		2.57
6	5ALi4		7.15 x	0.70	1	1	1	1	1	1	1	1	1		7.85
7	2S		1.54 x	0.03	1	0	0	0	1	0	0	0	0		1.57
8	3FTh		6.05 x	-2.10	-3	-3	-3	-3	-3	-3	-3	-3	-3		3.95
9	5SLi3		6.05 x	0.07	0	0	0	0	1	0	0	1	0		6.12
10	3Li4		4.40 x	0.14	0	1	1	0	1	0	0	0	0		4.54
11	FiDs1		2.80	-0.10	1	0	0	1	-1	-1	-1	0	0		2.70
12	PCoSp4		4.50	0.00	0	1	0	0	0	0	0	0	0		4.50
			51.99											49.50	

Program Components

Program Components	Factor											
Skating Skills	1.60	6.25	6.50	5.75	6.00	6.25	6.50	6.25	6.50	5.25	6.21	
Transition / Linking Footwork	1.60	5.50	6.00	5.50	5.50	5.25	6.00	4.75	6.25	4.75	5.50	
Performance / Execution	1.60	5.75	6.00	5.75	5.75	5.75	6.50	5.75	6.50	5.00	5.89	
Choreography / Composition	1.60	6.00	6.50	5.50	5.50	5.75	6.25	6.00	6.75	5.00	5.93	
Interpretation	1.60	5.75	6.25	5.75	6.25	5.50	6.50	6.00	6.50	4.75	6.00	
Judges Total Program Component Score (factored)												47.25

Deductions:

Falls: -1.00

-1.00

x Credit for highlight distribution, base value multiplied by 1.1

ISU World Figure Skating Championships 2011

PAIRS FREE SKATING JUDGES DETAILS PER SKATER

Rank	Name	Nation	Starting Number	Total Segment Score	Total Element Score	Total Program Component Score (factored)	Total Deductions
13	Yue ZHANG / Lei WANG	CHN	2	95.13	52.73	42.40	0.00

#	Executed Elements	Info	Base Value	GOE	The Judges Panel (in random order)								Ref	Scores of Panel	
1	3LzTw1		5.00	0.40	1	1	0	0	1	1	1	0	0		5.40
2	3T+2T		5.50	-1.10	-1	-1	-2	-1	-1	-2	-2	-2	-2		4.40
3	3S<	<	2.90	-1.20	-1	-1	-1	-2	-2	-2	-2	-2	-2		1.70
4	5TLi3		5.50	0.07	1	0	0	0	0	0	1	0	0		5.57
5	FCCoSp4		3.50	-0.04	0	0	-1	1	0	-1	0	0	0		3.46
6	5ALi4		7.15 x	0.70	1	1	1	1	1	1	1	1	1		7.85
7	ChSp1		2.00	0.43	1	0	1	1	1	0	0	0	0		2.43
8	3LoTh		5.50 x	0.70	1	2	1	1	1	1	1	1	1		6.20
9	3STh		4.95 x	-0.70	-1	-1	-1	-1	-1	-1	-1	-1	-1		4.25
10	BoDs1		3.00	-0.60	-1	0	0	-1	-1	-2	-1	-1	-1		2.40
11	3Li4		4.40 x	0.21	1	1	0	0	0	0	1	0	1		4.61
12	PCoSp4		4.50	-0.04	1	0	0	-1	0	-1	0	0	0		4.46
			53.90											52.73	

Program Components

Program Components	Factor												
Skating Skills	1.60	5.25	6.00	5.50	4.25	5.50	5.50	5.75	5.50	6.50		5.57	
Transition / Linking Footwork	1.60	5.00	5.75	5.25	4.00	4.75	4.00	5.00	5.00	6.00		4.96	
Performance / Execution	1.60	5.00	6.00	5.25	4.25	5.00	5.25	5.50	5.25	6.50		5.32	
Choreography / Composition	1.60	5.50	6.25	5.00	4.50	5.25	5.00	5.50	5.00	6.25		5.36	
Interpretation	1.60	5.25	6.00	5.25	4.25	5.50	4.75	5.00	5.25	6.50		5.29	
Judges Total Program Component Score (factored)													42.40

Deductions:

0.00

< Under-rotated jump x Credit for highlight distribution, base value multiplied by 1.1

Rank	Name	Nation	Starting Number	Total Segment Score	Total Element Score	Total Program Component Score (factored)	Total Deductions
14	Huibo DONG / Yiming WU	CHN	4	88.46	46.83	41.63	0.00

#	Executed Elements	Info	Base Value	GOE	The Judges Panel (in random order)								Ref	Scores of Panel	
1	3T+2T		5.50	-1.00	-2	-1	-2	-1	-1	-1	-2	-2	-1		4.50
2	2S		1.40	-0.37	-2	-2	-2	-2	-2	1	-1	-2	-2		1.03
3	2LzTw2		3.20	-0.04	0	1	-1	-1	1	-1	-1	1	0		3.16
4	FCCoSp3		3.00	-0.39	-2	-1	-1	-2	-1	-1	-2	-1	-1		2.61
5	3Li3		3.50	0.14	0	0	0	1	0	1	0	0	1		3.64
6	3LoTh		5.50 x	-1.40	-2	-2	-2	-2	-2	-2	-2	-2	-2		4.10
7	3STh		4.95 x	0.80	1	1	1	1	2	1	1	2	1		5.75
8	5ALi4		7.15 x	0.20	-1	0	0	0	1	1	0	0	1		7.35
9	ChSp1		2.00	0.00	0	0	0	0	1	0	0	0	0		2.00
10	FiDs1		2.80	0.00	0	0	1	0	0	0	0	-1	0		2.80
11	5TLi2		5.50 x	-0.07	0	0	-1	0	0	-1	0	0	0		5.43
12	PCoSp4		4.50	-0.04	-1	0	-1	0	0	0	0	0	0		4.46
			49.00											46.83	

Program Components

Program Components	Factor												
Skating Skills	1.60	5.75	5.50	5.50	4.75	5.75	5.75	6.00	5.25	5.50		5.57	
Transition / Linking Footwork	1.60	4.00	5.25	4.75	3.25	5.25	5.25	5.25	5.00	4.75		4.89	
Performance / Execution	1.60	4.75	5.50	5.00	4.00	5.25	5.50	5.50	5.00	5.00		5.14	
Choreography / Composition	1.60	4.75	5.75	5.00	3.75	5.50	5.50	5.75	5.25	5.25		5.29	
Interpretation	1.60	4.50	5.50	5.25	3.75	5.50	5.25	5.75	5.00	5.00		5.14	
Judges Total Program Component Score (factored)													41.63

Deductions:

0.00

x Credit for highlight distribution, base value multiplied by 1.1

ISU World Figure Skating Championships 2011

PAIRS FREE SKATING JUDGES DETAILS PER SKATER

Rank	Name	Nation	Starting Number	Total Segment Score	Total Element Score	Total Program Component Score (factored)	Total Deductions
15	Klara KADLECOVA / Petr BIDAR	CZE	3	87.31	46.79	40.52	0.00

#	Executed Elements	Info	Base Value	GOE	The Judges Panel (in random order)									Ref	Scores of Panel
1	5ALi4		6.50	0.60	1	1	2	0	1	1	1	1	0		7.10
2	2LzTw2		3.20	0.00	0	1	0	0	0	0	0	0	0		3.20
3	3STh		4.50	-0.70	-1	-1	0	-1	-1	-1	-1	-1	-1		3.80
4	3LzTh		5.50	-0.90	-1	-1	-1	-2	-1	-2	-2	-1	-1		4.60
5	5TLi4		6.00	0.14	0	0	1	0	0	1	0	1	0		6.14
6	FiDs3		3.20	-0.20	0	-1	1	0	-1	0	0	0	-1		3.00
7	3Li4		4.40	x 0.07	0	1	0	0	0	0	1	-1	0		4.47
8	2Lo+2Lo+SEQ		3.17	x 0.00	0	0	0	0	0	0	0	0	0		3.17
9	2S		1.54	x 0.09	1	1	1	0	0	0	1	0	0		1.63
10	FCCoSp4		3.50	-0.39	-1	-1	-2	-1	-1	-1	0	-2	-2		3.11
11	ChSp1		2.00	0.00	0	0	0	0	0	1	0	0	0		2.00
12	PCoSp4		4.50	0.07	0	0	1	0	0	0	1	0	0		4.57
			48.01												46.79

Program Components

	Factor													
Skating Skills	1.60	5.25	5.50	4.50	5.00	5.25	5.75	5.25	5.00	5.50				5.25
Transition / Linking Footwork	1.60	4.75	5.00	4.25	4.75	4.50	5.50	5.25	5.25	5.00				4.93
Performance / Execution	1.60	5.00	5.50	4.50	4.75	4.75	6.00	5.00	5.00	5.25				5.04
Choreography / Composition	1.60	5.25	5.25	4.75	4.75	4.75	6.00	5.00	5.00	5.25				5.04
Interpretation	1.60	5.00	5.25	4.50	4.75	5.00	5.75	5.25	4.75	5.50				5.07
Judges Total Program Component Score (factored)														40.52

Deductions:

0.00

x Credit for highlight distribution, base value multiplied by 1.1

Rank	Name	Nation	Starting Number	Total Segment Score	Total Element Score	Total Program Component Score (factored)	Total Deductions
16	Natalja ZABIJAKO / Sergei KULBACH	EST	1	82.21	46.32	35.89	0.00

#	Executed Elements	Info	Base Value	GOE	The Judges Panel (in random order)									Ref	Scores of Panel
1	2LzTw2		3.20	0.09	1	1	0	1	0	0	0	0	0		3.29
2	3T+2T		5.50	-0.10	0	0	0	0	0	-1	0	-1	0		5.40
3	5ALi3		6.00	0.00	0	0	0	1	0	0	0	0	0		6.00
4	3LoTh		5.00	0.50	1	1	0	0	1	0	1	1	1		5.50
5	5SLi4		6.00	0.00	0	0	0	0	0	-1	1	0	0		6.00
6	FCCoSp2		2.50	-0.17	0	-1	0	0	-1	-1	-1	0	-1		2.33
7	3STh		4.95	x 0.00	0	0	0	0	0	0	0	0	1		4.95
8	1A		1.21	x -0.40	-2	-2	-2	-2	-2	-2	-2	-2	-2		0.81
9	ChSp1		2.00	0.00	0	0	0	0	0	-1	0	0	0		2.00
10	3Li4		4.40	x 0.07	1	0	0	0	0	-1	1	0	0		4.47
11	FiDs1		2.80	-0.30	0	-1	0	0	-1	-1	0	0	-2		2.50
12	PCoSp2		3.50	-0.43	-2	-2	-1	-1	0	-2	-1	-1	-2		3.07
			47.06												46.32

Program Components

	Factor													
Skating Skills	1.60	5.75	4.75	5.25	4.50	4.75	3.75	4.75	4.75	4.75	4.50			4.75
Transition / Linking Footwork	1.60	5.25	4.75	4.75	3.75	4.25	3.25	4.00	4.50	4.00				4.29
Performance / Execution	1.60	5.50	4.50	5.00	4.00	4.50	3.75	4.25	4.75	4.25				4.46
Choreography / Composition	1.60	5.25	4.50	4.75	4.25	4.50	3.50	4.50	4.75	4.25				4.50
Interpretation	1.60	5.00	4.50	4.75	4.00	4.75	3.50	4.25	4.75	4.00				4.43
Judges Total Program Component Score (factored)														35.89

Deductions:

0.00

x Credit for highlight distribution, base value multiplied by 1.1



ISU WORLD FIGURE SKATING CHAMPIONSHIPS® 2011

April 25 – May 1, 2011 – Moscow / Russia

ISU World Figure Skating Championships 2011



LADIES

Ice Palace MEGASPORT	29 Apr 2011 30 Apr 2011	Short Program Free Skating
-----------------------------	----------------------------	-------------------------------

Size of Skating Area	:	30m*60m
Ice Conditions	:	very good
Number of Entries	:	30
Number of Participants	:	30

Entry Withdrawn	:	
-----------------	---	--

Short Program		
Duration	:	2:50 Max.
Segment Factor	:	1.00
Program Component Factors		
	Skating Skills	0.80
	Transitions	0.80
	Performance/Execution	0.80
	Choreography	0.80
	Interpretation	0.80

Free Skating		
Duration	:	4:00 +- 10 Sec.
Segment Factor	:	1.00
Program Components Factors		
	Skating Skills	1.60
	Transitions	1.60
	Performance/Execution	1.60
	Choreography	1.60
	Interpretation	1.60

Official ISU Sponsors





ISU WORLD FIGURE SKATING CHAMPIONSHIPS® 2011

April 25 – May 1, 2011 – Moscow / Russia



ISU World Figure Skating Championships 2011

PANEL OF JUDGES

LADIES - SHORT PROGRAM

Officials

Technical Controller	Ms. Susan LYNCH	ISU
Technical Specialist	Mr. Shin AMANO	ISU
Assistant Technical Specialist	Ms. Myriam LORIOL-OBERWILER	ISU

Judges

Referee	Ms. Hely ABBONDATI	ISU
Judges	Ms. Prisca BINZ-MOSER	ISU
	Mr. Georgi DIMKOV	ISU
	Mr. Igor DOLGUSHIN	ISU
	Mr. Igor FEDCHENKO	ISU
	Ms. Deborah NOYES	ISU
	Ms. Tarja RISTANEN	ISU
	Mr. Evgeni ROKHIN	ISU
	Ms. Saioa SANCHO	ISU
	Ms. Stanislava SMIDOVA	ISU

Data/Replay Operator

	Mr. Eugen LARASSER	ISU
	Mr. Alexander KUZNETSOV	ISU

printed at: 29/04/2011 18:09:41

Official ISU Sponsors





ISU WORLD FIGURE SKATING CHAMPIONSHIPS® 2011

April 25 – May 1, 2011 – Moscow / Russia



ISU World Figure Skating Championships 2011

PANEL OF JUDGES

LADIES - FREE SKATING

Officials

Technical Controller	Ms. Susan LYNCH	ISU
Technical Specialist	Mr. Shin AMANO	ISU
Assistant Technical Specialist	Ms. Myriam LORIOL-OBERWILER	ISU

Judges

Referee	Ms. Hely ABBONDATI	ISU
Judges	Ms. Mateja AVBREHT	ISU
	Ms. Prisca BINZ-MOSER	ISU
	Mr. Georgi DIMKOV	ISU
	Mr. Igor DOLGUSHIN	ISU
	Mr. Igor FEDCHENKO	ISU
	Ms. Antica GRUBISIC	ISU
	Ms. Tarja RISTANEN	ISU
	Mr. Evgeni ROKHIN	ISU
	Ms. Stanislava SMIDOVA	ISU

Data/Replay Operator

	Mr. Eugen LARASSER	ISU
	Mr. Alexander KUZNETSOV	ISU

printed at: 30/04/2011 17:30:25

Official ISU Sponsors





PODIUM

Ladies



1st place
Miki ANDO
JPN

2nd place
Yuna KIM
KOR

3rd place
Carolina KOSTNER
ITA

Official ISU Sponsors



ASIENCE



CITIZEN® GUINOT



25. ジャパネットたかた

JINRO

木下工務店



MARY COHR

OLYMPUS





ISU WORLD FIGURE SKATING CHAMPIONSHIPS® 2011
April 25 – May 1, 2011 – Moscow / Russia



ISU World Figure Skating Championships 2011

RESULTS

LADIES FINAL RESULT

Pl.	Name	Nation	Total Score	SP	FS
1	Miki ANDO	JPN	195.79	2	1
2	Yuna KIM	KOR	194.50	1	2
3	Carolina KOSTNER	ITA	184.68	6	3
4	Alena LEONOVA	RUS	183.92	5	4
5	Alissa CZISNY	USA	182.25	4	5
6	Mao ASADA	JPN	172.79	7	6
7	Ksenia MAKAROVA	RUS	167.22	3	9
8	Kanako MURAKAMI	JPN	167.10	10	7
9	Kiira KORPI	FIN	164.80	9	8
10	Elene GEDEVANISHVILI	GEO	156.24	15	10
11	Sarah HECKEN	GER	155.83	12	11
12	Rachael FLATT	USA	154.61	8	14
13	Cynthia PHANEUF	CAN	152.78	13	12
14	Mae Berenice MEITE	FRA	150.44	11	15
15	Joshi HELGESSON	SWE	149.08	16	13
16	Amelie LACOSTE	CAN	144.76	14	18
17	Viktoria HELGESSON	SWE	142.52	24	16
18	Bingwa GENG	CHN	140.78	19	17
19	Ira VANNUT	BEL	138.28	17	20
20	Juulia TURKKILA	FIN	136.68	22	19
21	Cheltzie LEE	AUS	133.65	18	21
22	Elena GLEBOVA	EST	124.78	20	22
23	Irina MOVCHAN	UKR	123.15	23	23
24	Jenna MCCORKELL	GBR	121.76	21	24
Final not Reached					
	Sonia LAFUENTE	ESP	44.59	25	
	Karina JOHNSON	DEN	42.19	26	
	Bettina HEIM	SUI	37.23	27	
	Dasa GRM	SLO	36.63	28	
	Belinda SCHÖNBERGER	AUT	35.73	29	
	Viktoria PAVUK	HUN	33.70	30	

Ms. Hely ABBONDATI ISU
Referee

Ms. Susan LYNCH ISU
Technical Controller

Printed: 30/04/2011 17:23:44

Official ISU Sponsors





ISU WORLD FIGURE SKATING CHAMPIONSHIPS® 2011
April 25 – May 1, 2011 – Moscow / Russia



ISU World Figure Skating Championships 2011

RESULTS

LADIES SHORT PROGRAM

Pl.	Name	Nation	Total Segment Score
1	Yuna KIM	KOR	65.91
2	Miki ANDO	JPN	65.58
3	Ksenia MAKAROVA	RUS	61.62
4	Alissa CZISNY	USA	61.47
5	Alena LEONOVA	RUS	59.75
6	Carolina KOSTNER	ITA	59.75
7	Mao ASADA	JPN	58.66
8	Rachael FLATT	USA	57.22
9	Kiira KORPI	FIN	55.09
10	Kanako MURAKAMI	JPN	54.86
11	Mae Berenice MEITE	FRA	53.26
12	Sarah HECKEN	GER	52.73
13	Cynthia PHANEUF	CAN	52.62
14	Amelie LACOSTE	CAN	51.98
15	Elene GEDEVANISHVILI	GEO	51.61
16	Joshi HELGESSON	SWE	50.25
17	Ira VANNUT	BEL	49.23
18	Cheltzie LEE	AUS	48.20
19	Bingwa GENG	CHN	47.89
20	Elena GLEBOVA	EST	46.28
21	Jenna MCCORKELL	GBR	45.99
22	Juulia TURKKILA	FIN	45.70
23	Irina MOVCHAN	UKR	45.68
24	Viktoria HELGESSON	SWE	45.40
25	Sonia LAFUENTE	ESP	44.59
26	Karina JOHNSON	DEN	42.19
27	Bettina HEIM	SUI	37.23
28	Dasa GRM	SLO	36.63
29	Belinda SCHÖNBERGER	AUT	35.73
30	Viktoria PAVUK	HUN	33.70

Printed: 29/04/2011 17:52:54

Official ISU Sponsors



ISU World Figure Skating Championships 2011

LADIES SHORT PROGRAM JUDGES DETAILS PER SKATER

Rank	Name	Nation	Starting Number	Total Segment Score	Total Element Score	Total Program Component Score (factored)	Total Deductions
1	Yuna KIM	KOR	30	65.91	32.97	32.94	0.00

#	Executed Elements	Info	Base Value	GOE	The Judges Panel (in random order)								Ref	Scores of Panel	
1	3Lz		6.00	-1.50	-2	-3	-3	-2	-1	-2	-2	1	-3		4.50
2	3F+2T		6.70	0.90	2	1	2	1	2	1	1	0	1		7.60
3	FSSp4		3.00	0.71	2	1	3	1	2	1	1	2	1		3.71
4	2A		3.30	1.00	3	2	2	2	2	2	2	2	2		4.30
5	LSp4		2.70	1.29	3	3	3	3	3	2	2	2	2		3.99
6	SIS3		3.30	0.93	2	2	2	3	2	2	2	1	1		4.23
7	CCoSp4		3.50	1.14	3	2	2	2	3	2	3	2	2		4.64
			28.50											32.97	

Program Components

	Factor											
Skating Skills	0.80	8.25	8.50	8.50	8.50	9.00	7.75	8.25	8.00	8.00		8.29
Transition / Linking Footwork	0.80	8.00	8.00	8.00	8.25	8.75	7.50	8.25	7.75	7.75		8.00
Performance / Execution	0.80	8.50	8.25	8.00	9.00	9.25	8.00	8.00	7.75	7.75		8.21
Choreography / Composition	0.80	8.50	8.25	8.25	8.75	9.00	7.75	8.00	8.00	8.00		8.25
Interpretation	0.80	8.50	8.25	8.50	9.00	9.25	8.25	8.50	7.75	8.00		8.43
Judges Total Program Component Score (factored)												32.94

Deductions:

0.00

Rank	Name	Nation	Starting Number	Total Segment Score	Total Element Score	Total Program Component Score (factored)	Total Deductions
2	Miki ANDO	JPN	25	65.58	34.20	31.38	0.00

#	Executed Elements	Info	Base Value	GOE	The Judges Panel (in random order)								Ref	Scores of Panel	
1	3Lz+2Lo		7.80	1.10	1	2	2	2	1	1	2	2	1		8.90
2	3Lo		5.10	0.90	2	1	2	2	1	1	1	1	1		6.00
3	2A		3.30	0.57	1	1	1	1	1	2	2	1	1		3.87
4	FSSp4		3.00	0.79	1	2	2	2	2	1	1	2	1		3.79
5	SIS3		3.30	0.93	1	2	2	2	2	2	2	1	2		4.23
6	CCoSp4		3.50	0.50	1	1	1	1	1	0	1	2	1		4.00
7	LSp4		2.70	0.71	2	0	2	2	1	1	2	1	1		3.41
			28.70											34.20	

Program Components

	Factor												
Skating Skills	0.80	7.75	8.25	8.25	8.00	7.75	8.00	7.75	8.00	7.75	8.00	7.75	7.93
Transition / Linking Footwork	0.80	7.75	7.75	8.00	7.75	7.50	7.50	7.25	7.50	7.50	7.50	7.61	
Performance / Execution	0.80	7.75	8.25	8.25	8.00	7.75	8.00	7.75	8.25	7.75	8.25	7.96	
Choreography / Composition	0.80	7.50	8.00	8.00	8.00	7.75	7.75	7.75	8.00	7.75	7.75	7.86	
Interpretation	0.80	8.00	8.00	8.25	8.00	7.50	8.00	7.75	7.75	7.75	7.50	7.86	
Judges Total Program Component Score (factored)												31.38	

Deductions:

0.00

Rank	Name	Nation	Starting Number	Total Segment Score	Total Element Score	Total Program Component Score (factored)	Total Deductions
3	Ksenia MAKAROVA	RUS	23	61.62	32.53	29.09	0.00

#	Executed Elements	Info	Base Value	GOE	The Judges Panel (in random order)								Ref	Scores of Panel	
1	3T+3T		8.20	0.60	1	1	1	0	1	1	1	0	1		8.80
2	3Lo		5.10	0.70	1	1	1	1	1	0	2	1	1		5.80
3	2A		3.30	0.29	1	1	1	0	1	0	1	0	0		3.59
4	FSSp4		3.00	0.50	1	1	1	1	1	1	1	1	0		3.50
5	SIS3		3.30	0.50	2	1	1	1	1	1	1	1	1		3.80
6	CCoSp4		3.50	0.64	1	2	1	1	1	1	2	2	1		4.14
7	LSp3		2.40	0.50	1	1	1	0	1	1	1	1	1		2.90
			28.80											32.53	

Program Components

	Factor											
Skating Skills	0.80	7.50	7.50	7.25	7.25	7.25	7.50	7.25	6.75	7.00		7.29
Transition / Linking Footwork	0.80	7.50	7.25	6.75	6.75	7.00	7.50	7.00	6.50	6.75		7.00
Performance / Execution	0.80	7.75	8.00	7.50	7.25	7.25	7.75	7.50	6.75	7.25		7.46
Choreography / Composition	0.80	7.50	7.50	7.25	7.25	7.00	7.50	7.25	7.00	7.00		7.25
Interpretation	0.80	7.75	7.50	7.25	7.25	7.25	7.75	7.25	7.00	7.25		7.36
Judges Total Program Component Score (factored)												29.09

Deductions:

0.00

ISU World Figure Skating Championships 2011

LADIES SHORT PROGRAM JUDGES DETAILS PER SKATER

Rank	Name	Nation	Starting Number	Total Segment Score	Total Element Score	Total Program Component Score (factored)	Total Deductions
4	Alissa CZISNY	USA	26	61.47	31.33	30.14	0.00

#	Executed Elements	Info	Base Value	GOE	The Judges Panel (in random order)									Ref	Scores of Panel
1	3Lz+2T		7.40	0.70	1	1	1	1	1	0	1	1	1		8.10
2	3F	e	5.30	-1.20	-1	0	-2	-1	-2	-2	-3	-1	-3		4.10
3	2A		3.30	0.43	1	1	1	2	1	0	0	1	1		3.73
4	FCSp4		3.20	0.71	1	1	2	2	2	2	1	1	1		3.91
5	SiSt2		2.30	0.64	1	1	2	2	1	1	1	1	2		2.94
6	CCoSp4		3.50	1.14	2	2	3	3	2	2	2	2	3		4.64
7	LSp4		2.70	1.21	2	2	3	2	3	3	2	2	3		3.91
			27.70												31.33

Program Components

	Factor													
Skating Skills	0.80	7.50	7.50	8.00	7.75	7.75	7.25	7.00	7.50	7.25				7.50
Transition / Linking Footwork	0.80	7.25	7.50	7.50	7.75	7.75	7.00	6.75	6.75	7.00				7.25
Performance / Execution	0.80	7.50	7.75	8.50	8.25	8.00	7.25	7.00	8.00	7.25				7.71
Choreography / Composition	0.80	7.25	7.75	7.75	8.00	7.75	7.25	6.75	7.75	7.50				7.57
Interpretation	0.80	7.25	7.75	8.25	7.75	8.00	7.50	7.00	7.75	7.50				7.64
Judges Total Program Component Score (factored)													30.14	

Deductions:

0.00

e Jump take off with wrong edge

Rank	Name	Nation	Starting Number	Total Segment Score	Total Element Score	Total Program Component Score (factored)	Total Deductions
5	Alena LEONOVA	RUS	21	59.75	31.55	28.20	0.00

#	Executed Elements	Info	Base Value	GOE	The Judges Panel (in random order)									Ref	Scores of Panel
1	3T+3T		8.20	0.90	2	2	1	1	1	2	1	1	1		9.10
2	3F		5.30	0.70	1	1	1	1	1	1	1	1	1		6.00
3	FSSp4		3.00	0.36	1	1	0	0	1	1	0	1	1		3.36
4	2A		3.30	0.36	1	1	0	1	2	1	0	1	0		3.66
5	LSp4		2.70	0.43	0	1	1	1	1	1	0	1	1		3.13
6	SiSt2		2.30	0.14	1	0	0	0	0	0	0	1	1		2.44
7	CCoSp4		3.50	0.36	0	1	0	0	1	1	1	1	1		3.86
			28.30												31.55

Program Components

	Factor													
Skating Skills	0.80	7.00	7.75	6.25	5.75	7.25	7.50	7.00	7.00	7.00				7.00
Transition / Linking Footwork	0.80	6.25	7.50	6.00	5.75	7.00	7.75	6.50	6.75	7.00				6.71
Performance / Execution	0.80	7.00	7.50	6.25	6.00	7.50	7.50	7.00	7.25	7.50				7.14
Choreography / Composition	0.80	7.00	7.75	6.25	6.00	7.25	7.50	7.00	7.25	7.50				7.11
Interpretation	0.80	7.25	8.00	6.50	6.00	7.25	8.00	7.25	7.25	7.50				7.29
Judges Total Program Component Score (factored)													28.20	

Deductions:

0.00

Rank	Name	Nation	Starting Number	Total Segment Score	Total Element Score	Total Program Component Score (factored)	Total Deductions
6	Carolina KOSTNER	ITA	22	59.75	30.52	30.23	-1.00

#	Executed Elements	Info	Base Value	GOE	The Judges Panel (in random order)									Ref	Scores of Panel
1	3T+3T		8.20	0.70	1	1	0	1	1	1	1	1	1		8.90
2	2A		3.30	0.57	1	2	1	1	2	1	1	1	1		3.87
3	FCSp4		3.20	0.50	0	1	1	1	1	1	1	1	1		3.70
4	3F		5.30	-2.10	-3	-3	-3	-3	-2	-3	-3	-3	-3		3.20
5	LSp3		2.40	0.43	1	1	0	1	2	0	1	1	1		2.83
6	CiSt3		3.30	0.79	1	2	2	2	2	1	1	2	1		4.09
7	CCoSp4		3.50	0.43	0	0	1	2	1	1	1	1	1		3.93
			29.20												30.52

Program Components

	Factor													
Skating Skills	0.80	7.25	8.00	7.50	8.00	8.00	8.00	7.25	7.50	7.50				7.68
Transition / Linking Footwork	0.80	7.00	7.25	7.25	7.50	7.50	7.50	7.00	7.50	7.50				7.32
Performance / Execution	0.80	7.25	8.00	7.25	8.25	8.00	7.50	7.25	7.75	7.50				7.61
Choreography / Composition	0.80	7.00	7.50	7.25	8.00	7.75	7.50	7.50	7.75	7.00				7.46
Interpretation	0.80	7.25	7.75	7.50	8.25	8.00	7.75	7.50	8.00	7.50				7.71
Judges Total Program Component Score (factored)													30.23	

Deductions:

Falls: -1.00 -1.00

ISU World Figure Skating Championships 2011

LADIES SHORT PROGRAM JUDGES DETAILS PER SKATER

Rank	Name	Nation	Starting Number	Total Segment Score	Total Element Score	Total Program Component Score (factored)	Total Deductions
7	Mao ASADA	JPN	29	58.66	27.92	30.74	0.00

#	Executed Elements	Info	Base Value	GOE	The Judges Panel (in random order)									Ref	Scores of Panel
1	3A<<	<<	3.30	-1.21	-3	-3	-3	-2	-2	-2	-2	-2	-3		2.09
2	3Lo		5.10	0.70	1	1	1	1	1	1	0	2	1		5.80
3	3F<+2Lo	<	5.50	-0.90	0	-2	-1	-2	-1	-1	-1	-1	-2		4.60
4	CCoSp4		3.50	0.86	2	2	1	2	2	1	1	2	2		4.36
5	FSSp4		3.00	0.57	1	2	1	1	1	1	1	2		3.57	
6	SISt3		3.30	0.79	2	2	1	1	2	1	1	2	2		4.09
7	LSp4		2.70	0.71	1	3	1	1	2	1	1	2	2		3.41
			26.40												27.92

Program Components

	Factor											
Skating Skills	0.80	8.00	7.75	7.75	7.75	7.75	7.75	8.25	8.00	7.75		7.82
Transition / Linking Footwork	0.80	7.50	7.25	7.50	7.50	7.50	7.50	7.50	7.50	7.50		7.50
Performance / Execution	0.80	7.75	7.50	7.75	8.00	7.75	7.50	8.00	7.75	7.75		7.75
Choreography / Composition	0.80	8.50	7.50	7.50	7.75	7.75	7.75	7.50	7.75	7.75		7.68
Interpretation	0.80	7.75	7.50	7.00	7.75	7.75	7.50	7.75	7.75	7.75		7.68
Judges Total Program Component Score (factored)												30.74

Deductions:

0.00

< Under-rotated jump << Downgraded jump

Rank	Name	Nation	Starting Number	Total Segment Score	Total Element Score	Total Program Component Score (factored)	Total Deductions
8	Rachael FLATT	USA	28	57.22	28.13	29.09	0.00

#	Executed Elements	Info	Base Value	GOE	The Judges Panel (in random order)									Ref	Scores of Panel
1	3F+2T		6.70	0.50	1	0	1	1	1	1	0	0		7.20	
2	2Lz		2.10	-0.90	-2	-3	-3	-3	-3	-3	-3	-3		1.20	
3	FCSp4		3.20	0.36	0	1	1	1	1	0	1	0	1		3.56
4	LSp3		2.40	0.43	1	0	1	1	1	1	0	1		2.83	
5	2A		3.30	0.21	0	0	1	0	0	1	1	0		3.51	
6	SISt4		3.90	1.86	2	1	2	3	1	2	2	2		5.76	
7	CCoSp4		3.50	0.57	1	1	2	1	1	1	2	1	1		4.07
			25.10												28.13

Program Components

	Factor											
Skating Skills	0.80	7.75	7.25	7.75	7.50	6.50	7.00	8.00	7.50	6.75		7.36
Transition / Linking Footwork	0.80	7.50	7.00	7.25	7.00	6.25	6.75	7.75	6.75	6.75		7.00
Performance / Execution	0.80	7.50	7.25	7.75	8.00	6.25	7.00	7.75	6.75	7.00		7.29
Choreography / Composition	0.80	7.75	7.00	7.50	7.75	6.50	7.25	7.50	7.25	6.75		7.29
Interpretation	0.80	7.50	7.25	7.50	8.00	6.75	7.25	8.00	7.50	7.00		7.43
Judges Total Program Component Score (factored)												29.09

Deductions:

0.00

Rank	Name	Nation	Starting Number	Total Segment Score	Total Element Score	Total Program Component Score (factored)	Total Deductions
9	Kiira KORPI	FIN	27	55.09	25.83	30.26	-1.00

#	Executed Elements	Info	Base Value	GOE	The Judges Panel (in random order)									Ref	Scores of Panel
1	3T+COMBO		4.10	-2.10	-3	-3	-3	-3	-3	-3	-3	-3		2.00	
2	3Lo		5.10	0.60	1	1	2	0	1	1	0	1	1		5.70
3	FSSp4		3.00	0.71	1	2	2	1	1	2	2	1	1		3.71
4	2A		3.30	0.57	1	1	2	1	1	2	1	1	1		3.87
5	LSp3		2.40	0.71	0	1	2	2	1	2	1	2	1		3.11
6	SISt2		2.30	0.64	1	2	2	1	1	2	1	1	1		2.94
7	CCoSp4		3.50	1.00	1	2	2	2	2	2	2	2	2		4.50
			23.70												25.83

Program Components

	Factor											
Skating Skills	0.80	7.75	7.50	8.25	7.25	7.75	8.00	7.25	7.50	7.25		7.57
Transition / Linking Footwork	0.80	7.25	7.25	7.75	7.50	7.50	7.75	7.00	7.00	7.00		7.32
Performance / Execution	0.80	7.50	7.75	8.00	7.50	7.75	8.00	7.25	7.75	7.00		7.64
Choreography / Composition	0.80	7.50	7.50	8.25	7.50	7.50	8.25	7.25	7.50	7.25		7.57
Interpretation	0.80	7.75	7.75	8.25	7.25	7.50	8.25	7.50	8.00	7.25		7.71
Judges Total Program Component Score (factored)												30.26

Deductions:

Falls: -1.00

-1.00

ISU World Figure Skating Championships 2011

LADIES SHORT PROGRAM JUDGES DETAILS PER SKATER

Rank	Name	Nation	Starting Number	Total Segment Score	Total Element Score	Total Program Component Score (factored)	Total Deductions
10	Kanako MURAKAMI	JPN	19	54.86	28.51	26.35	0.00

#	Executed Elements	Info	Base Value	GOE	The Judges Panel (in random order)									Ref	Scores of Panel
1	3T+3T<	<	7.00	-0.30	-1	0	-1	-1	-1	1	1	-1	0		6.70
2	3F		5.30	0.00	1	0	-1	0	-1	1	-1	1	0		5.30
3	LSp4		2.70	0.50	1	1	2	1	0	1	1	1	1		3.20
4	2A		3.30	-1.00	-2	-2	-2	-2	-2	-2	-2	-1	-2		2.30
5	FSSp4		3.00	0.21	1	1	0	1	0	0	0	0	1		3.21
6	SiSt3		3.30	0.57	1	1	1	2	1	1	1	1	2		3.87
7	CCoSp4		3.50	0.43	1	0	2	1	1	0	1	1	1		3.93
			28.10												28.51

Program Components

	Factor													
Skating Skills	0.80	6.50	6.50	5.50	6.50	6.50	6.25	6.50	7.00	7.25				6.54
Transition / Linking Footwork	0.80	6.00	6.00	5.50	7.00	6.25	6.25	6.25	6.75	7.00				6.36
Performance / Execution	0.80	6.75	6.50	6.00	6.50	6.50	6.50	6.50	7.25	7.25				6.64
Choreography / Composition	0.80	6.50	6.75	6.00	6.50	6.50	6.25	6.75	7.00	7.25				6.61
Interpretation	0.80	6.50	6.75	6.00	7.00	6.50	6.50	7.00	7.25	7.25				6.79
Judges Total Program Component Score (factored)													26.35	

Deductions:

0.00

< Under-rotated jump

Rank	Name	Nation	Starting Number	Total Segment Score	Total Element Score	Total Program Component Score (factored)	Total Deductions
11	Mae Berenice MEITE	FRA	11	53.26	31.05	22.21	0.00

#	Executed Elements	Info	Base Value	GOE	The Judges Panel (in random order)									Ref	Scores of Panel
1	3T+3T		8.20	0.40	1	1	0	0	1	1	0	1	0		8.60
2	3Lo		5.10	0.00	-1	0	0	0	0	-1	1	0	1		5.10
3	FCSp4		3.20	0.50	1	1	1	1	1	1	1	1	1		3.70
4	2A		3.30	0.21	1	1	1	0	0	1	0	0	0		3.51
5	CiSt3		3.30	0.14	1	1	0	0	0	0	1	0	0		3.44
6	CCoSp4		3.50	0.00	0	0	0	0	0	0	0	0	0		3.50
7	LSp4		2.70	0.50	1	1	0	1	1	1	1	1	1		3.20
			29.30												31.05

Program Components

	Factor													
Skating Skills	0.80	5.50	5.75	5.75	6.00	5.75	6.00	5.75	5.50	5.75				5.75
Transition / Linking Footwork	0.80	5.25	5.25	5.25	5.50	5.25	5.00	5.25	5.00	5.25				5.21
Performance / Execution	0.80	5.50	5.75	5.50	6.00	5.50	5.50	5.50	5.50	5.75				5.57
Choreography / Composition	0.80	5.50	5.75	5.50	5.75	5.50	5.75	5.75	5.25	5.50				5.61
Interpretation	0.80	5.50	5.75	5.25	5.75	5.75	5.50	5.75	5.50	5.50				5.61
Judges Total Program Component Score (factored)													22.21	

Deductions:

0.00

Rank	Name	Nation	Starting Number	Total Segment Score	Total Element Score	Total Program Component Score (factored)	Total Deductions
12	Sarah HECKEN	GER	16	52.73	29.44	23.29	0.00

#	Executed Elements	Info	Base Value	GOE	The Judges Panel (in random order)									Ref	Scores of Panel
1	3T+3T		8.20	0.10	0	0	0	1	0	0	1	0	0		8.30
2	3S		4.20	0.60	0	1	1	1	1	1	1	0	1		4.80
3	FCSp4		3.20	0.14	0	0	0	1	1	0	1	0	0		3.34
4	2A		3.30	0.43	1	1	0	1	1	1	1	0	1		3.73
5	LSp3		2.40	0.00	0	0	0	0	0	0	0	0	0		2.40
6	SiSt3		3.30	0.50	1	1	1	1	1	1	1	0	1		3.80
7	CCoSp3		3.00	0.07	1	0	0	1	0	0	0	0	0		3.07
			27.60												29.44

Program Components

	Factor													
Skating Skills	0.80	5.25	5.75	5.50	6.00	6.50	5.75	5.50	6.25	6.25				5.86
Transition / Linking Footwork	0.80	5.25	5.25	5.25	6.00	6.00	5.50	5.75	6.00	5.75				5.64
Performance / Execution	0.80	5.25	5.75	5.50	6.00	6.50	6.00	5.50	5.75	6.00				5.79
Choreography / Composition	0.80	5.50	5.75	5.50	6.00	6.25	5.50	5.50	6.50	6.25				5.82
Interpretation	0.80	6.00	6.00	5.50	6.00	6.50	6.00	5.75	6.00	6.25				6.00
Judges Total Program Component Score (factored)													23.29	

Deductions:

0.00

ISU World Figure Skating Championships 2011

LADIES SHORT PROGRAM JUDGES DETAILS PER SKATER

Rank	Name	Nation	Starting Number	Total Segment Score	Total Element Score	Total Program Component Score (factored)	Total Deductions
13	Cynthia PHANEUF	CAN	20	52.62	25.11	27.51	0.00

#	Executed Elements	Info	Base Value	GOE	The Judges Panel (in random order)								Ref	Scores of Panel	
1	2A		3.30	0.50	1	1	1	1	1	1	1	1	0		3.80
2	2Lz+2T		3.50	-0.90	-3	-3	-3	-3	-3	-3	0	-3		2.60	
3	3T		4.10	0.70	0	1	0	1	1	1	2	1	2		4.80
4	LSp2		1.90	0.50	1	1	1	1	1	2	1	1	1		2.40
5	FSSp4		3.00	0.50	1	1	1	1	1	1	0	1		3.50	
6	SIS3		3.30	0.71	1	1	1	1	2	2	2	1	2		4.01
7	CCoSp4		3.50	0.50	1	1	1	1	1	2	1	0	1		4.00
			22.60											25.11	

Program Components			Factor												
Skating Skills	0.80	6.75	6.75	7.25	7.00	7.00	7.25	7.25	6.50	7.00					7.00
Transition / Linking Footwork	0.80	6.50	6.50	6.75	6.75	6.75	7.00	6.50	6.25	6.50					6.61
Performance / Execution	0.80	6.25	7.00	7.00	6.75	7.25	7.25	7.50	6.50	7.25					7.00
Choreography / Composition	0.80	6.50	6.50	7.00	7.00	7.00	7.25	7.25	6.75	6.75					6.89
Interpretation	0.80	6.50	6.75	7.00	6.75	7.25	7.00	7.25	6.50	7.00					6.89
Judges Total Program Component Score (factored)														27.51	
Deductions:														0.00	

Rank	Name	Nation	Starting Number	Total Segment Score	Total Element Score	Total Program Component Score (factored)	Total Deductions
14	Amelie LACOSTE	CAN	10	51.98	28.95	23.03	0.00

#	Executed Elements	Info	Base Value	GOE	The Judges Panel (in random order)								Ref	Scores of Panel	
1	2A		3.30	0.43	1	1	0	1	0	1	1	1	1		3.73
2	3Lo+2Lo		6.90	0.70	1	1	0	1	1	1	1	1	1		7.60
3	3Lz		6.00	-0.60	-1	0	-1	0	-3	-1	-1	-1	-1		5.40
4	FSSp4		3.00	0.29	1	1	1	1	0	0	0	1	0		3.29
5	LSp1		1.50	-0.30	-2	-1	-1	-1	-1	0	-1	-1	-1		1.20
6	SIS3		3.30	0.50	1	1	1	1	1	1	1	2	1		3.80
7	CCoSp4		3.50	0.43	1	1	1	0	1	0	1	2	1		3.93
			27.50											28.95	

Program Components			Factor												
Skating Skills	0.80	6.00	6.00	5.75	6.25	5.75	5.50	5.50	7.25	6.00					5.89
Transition / Linking Footwork	0.80	5.75	5.50	5.50	5.75	5.25	5.50	5.00	6.75	5.75					5.57
Performance / Execution	0.80	6.00	5.75	5.50	6.00	5.50	5.25	5.25	7.25	6.25					5.75
Choreography / Composition	0.80	6.00	5.75	5.75	6.00	5.25	5.25	5.25	7.00	6.00					5.71
Interpretation	0.80	6.25	5.75	5.75	6.00	5.75	5.00	5.50	7.00	6.00					5.86
Judges Total Program Component Score (factored)														23.03	
Deductions:														0.00	

Rank	Name	Nation	Starting Number	Total Segment Score	Total Element Score	Total Program Component Score (factored)	Total Deductions
15	Elene GEDEVANISHVILI	GEO	24	51.61	24.87	26.74	0.00

#	Executed Elements	Info	Base Value	GOE	The Judges Panel (in random order)								Ref	Scores of Panel	
1	3Lz+2T		7.40	0.00	0	0	-2	1	-1	0	0	0	1		7.40
2	3T<	<	2.90	-1.80	-2	-2	-3	-2	-3	-3	-3	-1	-3		1.10
3	2A		3.30	0.50	1	0	1	1	1	1	1	1	1		3.80
4	FCSp3		2.80	0.57	1	1	1	1	2	1	1	2	0		3.37
5	SIS3		3.30	0.57	1	0	1	1	2	1	1	2	1		3.87
6	CCoSp3		3.00	0.29	0	0	1	0	1	0	1	1	1		3.29
7	LSp2		1.90	0.14	0	0	0	0	1	1	1	0	0		2.04
			24.60											24.87	

Program Components			Factor												
Skating Skills	0.80	6.75	6.75	6.50	6.75	7.00	6.75	6.50	7.25	6.75					6.75
Transition / Linking Footwork	0.80	6.50	6.50	6.25	6.50	7.00	6.50	6.00	7.00	6.50					6.54
Performance / Execution	0.80	6.75	6.75	6.50	6.75	7.25	6.50	6.50	7.25	6.50					6.71
Choreography / Composition	0.80	6.75	6.75	6.50	6.75	7.25	6.50	6.25	7.00	6.50					6.68
Interpretation	0.80	7.00	6.75	6.50	6.50	7.00	6.75	6.50	7.50	6.75					6.75
Judges Total Program Component Score (factored)														26.74	
Deductions:														0.00	

< Under-rotated jump

ISU World Figure Skating Championships 2011

LADIES SHORT PROGRAM JUDGES DETAILS PER SKATER

Rank	Name	Nation	Starting Number	Total Segment Score	Total Element Score	Total Program Component Score (factored)	Total Deductions
16	Joshi HELGESSON	SWE	18	50.25	27.31	22.94	0.00

#	Executed Elements	Info	Base Value	GOE	The Judges Panel (in random order)								Ref	Scores of Panel	
1	3Lz+2T		7.40	0.00	0	0	0	0	0	0	0	0	0	0	7.40
2	3T		4.10	-0.10	1	-1	0	1	0	-1	0	0	0	-1	4.00
3	FCSp4		3.20	0.14	0	0	1	0	1	0	0	1	0		3.34
4	LSp3		2.40	0.07	1	0	0	0	0	0	0	1	0		2.47
5	2A		3.30	0.21	1	0	0	0	0	0	1	1	1		3.51
6	CiSt2		2.30	0.50	1	1	1	1	1	1	1	1	1		2.80
7	CCoSp4		3.50	0.29	1	0	0	0	1	1	1	1	0		3.79
			26.20											27.31	

Program Components

	Factor												
Skating Skills	0.80	5.75	5.75	5.75	5.50	5.25	5.75	6.00	6.00	6.00	6.00		5.79
Transition / Linking Footwork	0.80	5.50	5.25	5.75	5.25	5.00	5.50	5.50	5.50	5.50	5.75		5.46
Performance / Execution	0.80	5.75	5.25	6.00	5.75	5.50	5.75	5.75	6.00	6.25			5.79
Choreography / Composition	0.80	5.50	5.75	5.75	5.50	5.50	5.75	6.00	6.00	6.00			5.75
Interpretation	0.80	5.50	5.75	6.25	5.75	5.75	5.50	6.25	6.00	6.25			5.89
Judges Total Program Component Score (factored)												22.94	

Deductions:

0.00

Rank	Name	Nation	Starting Number	Total Segment Score	Total Element Score	Total Program Component Score (factored)	Total Deductions
17	Ira VANNUT	BEL	15	49.23	28.71	20.52	0.00

#	Executed Elements	Info	Base Value	GOE	The Judges Panel (in random order)								Ref	Scores of Panel	
1	3Lz+2T		7.40	0.20	1	1	0	0	1	0	0	0	0		7.60
2	3Lo		5.10	-0.30	-1	0	-2	-1	0	-1	0	0	0		4.80
3	LSp4		2.70	0.21	1	1	0	0	0	-1	0	1	1		2.91
4	SiSt3		3.30	0.00	0	0	0	0	0	0	0	0	0		3.30
5	2A		3.30	0.21	0	1	1	0	0	0	0	1	1		3.51
6	FCSp3		2.80	0.29	1	1	0	0	0	0	1	1	1		3.09
7	CCoSp4		3.50	0.00	0	0	0	0	0	0	0	0	0		3.50
			28.10											28.71	

Program Components

	Factor												
Skating Skills	0.80	5.50	5.75	5.00	5.00	5.75	4.75	5.75	5.00	5.25			5.32
Transition / Linking Footwork	0.80	5.25	5.25	4.25	4.50	5.50	4.50	5.50	4.75	5.25			5.00
Performance / Execution	0.80	5.25	5.50	4.75	5.00	5.50	5.00	5.50	4.75	4.75			5.11
Choreography / Composition	0.80	5.50	5.25	4.25	4.75	5.75	4.75	5.50	5.00	5.25			5.14
Interpretation	0.80	5.50	5.25	4.50	4.75	5.50	4.75	5.75	4.75	5.00			5.07
Judges Total Program Component Score (factored)												20.52	

Deductions:

0.00

Rank	Name	Nation	Starting Number	Total Segment Score	Total Element Score	Total Program Component Score (factored)	Total Deductions
18	Cheltzie LEE	AUS	7	48.20	27.34	20.86	0.00

#	Executed Elements	Info	Base Value	GOE	The Judges Panel (in random order)								Ref	Scores of Panel	
1	3T+3T		8.20	0.80	1	1	1	1	2	1	1	1	2		9.00
2	3S		4.20	0.00	0	0	0	0	0	0	1	0	0		4.20
3	FSSp4		3.00	0.00	0	0	0	0	0	0	0	0	0		3.00
4	SiSt2		2.30	0.07	0	0	0	0	1	1	0	0	0		2.37
5	CCoSp3		3.00	0.07	0	0	0	1	1	0	0	0	0		3.07
6	2A		3.30	0.00	0	0	0	1	-1	0	0	0	0		3.30
7	LSp3		2.40	0.00	0	-1	0	1	0	0	0	0	0		2.40
			26.40											27.34	

Program Components

	Factor												
Skating Skills	0.80	5.50	5.00	5.50	5.50	5.50	5.75	5.25	5.00	5.00			5.32
Transition / Linking Footwork	0.80	4.75	4.75	5.00	5.25	5.25	5.25	5.50	4.50	5.00			5.04
Performance / Execution	0.80	5.25	4.75	5.50	5.25	5.50	5.50	5.00	5.00	5.50			5.29
Choreography / Composition	0.80	5.25	4.50	5.25	5.50	5.75	5.50	5.50	4.50	4.75			5.18
Interpretation	0.80	5.50	4.75	5.25	5.25	5.50	5.50	5.25	4.50	5.25			5.25
Judges Total Program Component Score (factored)												20.86	

Deductions:

0.00

ISU World Figure Skating Championships 2011

LADIES SHORT PROGRAM JUDGES DETAILS PER SKATER

Rank	Name	Nation	Starting Number	Total Segment Score	Total Element Score	Total Program Component Score (factored)	Total Deductions										
19	Bingwa GENG	CHN	9	47.89	26.24	21.65	0.00										
#	Executed Elements	Info	Base Value	GOE	The Judges Panel (in random order)								Ref	Scores of Panel			
1	3Lz+2T		7.40	0.00	0	0	0	0	0	0	0	0	0	0	0	7.40	
2	3T<<	<<	1.40	-0.57	-2	-3	-3	-2	-3	-3	-3	-3	-3	-3	-3	0.83	
3	CCoSp4		3.50	0.36	1	1	1	0	1	1	0	1	1	0	0	3.86	
4	2A		3.30	0.07	0	0	0	0	1	0	1	0	1	0	0	3.37	
5	FCSp4		3.20	0.29	0	1	0	0	1	1	1	1	0	0	0	3.49	
6	SiSt3		3.30	0.36	1	1	1	1	1	0	1	0	0	0	0	3.66	
7	LSp4		2.70	0.93	2	1	3	1	2	2	2	3	1	0	0	3.63	
			24.80													26.24	
Program Components			Factor														
Skating Skills			0.80	5.75	5.25	5.50	5.25	5.75	5.50	6.25	5.25	5.25				5.46	
Transition / Linking Footwork			0.80	5.50	5.25	5.25	5.25	5.25	5.00	5.75	5.00	5.00				5.21	
Performance / Execution			0.80	6.00	5.25	5.25	5.00	6.00	5.50	6.50	5.50	4.75				5.50	
Choreography / Composition			0.80	5.75	5.00	5.50	5.00	5.75	5.50	6.00	5.25	4.75				5.39	
Interpretation			0.80	5.75	5.50	5.25	5.00	5.75	5.50	6.00	5.50	5.25				5.50	
Judges Total Program Component Score (factored)																	21.65
Deductions:																	0.00

<< Downgraded jump

Rank	Name	Nation	Starting Number	Total Segment Score	Total Element Score	Total Program Component Score (factored)	Total Deductions										
20	Elena GLEBOVA	EST	12	46.28	24.33	21.95	0.00										
#	Executed Elements	Info	Base Value	GOE	The Judges Panel (in random order)								Ref	Scores of Panel			
1	3T+2T		5.50	-0.30	0	0	-1	-1	0	0	-1	-1	0	0	5.20		
2	3S		4.20	0.00	0	1	0	0	0	0	0	0	0	0	4.20		
3	2A		3.30	0.00	0	1	0	0	0	0	0	0	0	0	3.30		
4	CCoSp4		3.50	0.07	1	1	0	0	0	0	0	0	0	0	3.57		
5	CiSt2		2.30	0.29	1	1	0	1	1	0	0	0	1	0	2.59		
6	FSSp4		3.00	0.07	0	1	0	0	-1	0	0	1	0	0	3.07		
7	LSp2		1.90	0.50	1	1	1	1	1	1	0	1	1	0	2.40		
			23.70													24.33	
Program Components			Factor														
Skating Skills			0.80	5.50	5.75	5.25	5.50	6.00	5.75	5.00	5.50	5.50				5.54	
Transition / Linking Footwork			0.80	5.75	5.50	5.00	5.00	5.75	5.50	4.75	5.00	5.25				5.29	
Performance / Execution			0.80	5.75	6.25	5.25	5.25	6.25	6.00	4.75	5.25	5.50				5.61	
Choreography / Composition			0.80	5.25	6.00	5.25	5.50	6.25	5.75	4.75	5.25	5.25				5.46	
Interpretation			0.80	5.50	6.00	5.25	5.25	6.00	5.75	4.50	5.50	5.50				5.54	
Judges Total Program Component Score (factored)																	21.95
Deductions:																	0.00

Rank	Name	Nation	Starting Number	Total Segment Score	Total Element Score	Total Program Component Score (factored)	Total Deductions										
21	Jenna MCCORKELL	GBR	8	45.99	24.01	21.98	0.00										
#	Executed Elements	Info	Base Value	GOE	The Judges Panel (in random order)								Ref	Scores of Panel			
1	2A		3.30	0.29	1	1	0	1	1	1	0	0	0	0	3.59		
2	3F<+2T	<	5.10	-0.80	-1	-2	-1	-2	-1	-1	-1	0	-1	0	4.30		
3	3T		4.10	0.10	1	-1	1	0	0	0	0	0	0	0	4.20		
4	FSSp4		3.00	0.36	0	1	1	1	1	0	1	1	0	0	3.36		
5	CCoSp3		3.00	0.07	0	0	1	0	1	0	0	0	0	0	3.07		
6	SiSt2		2.30	0.43	0	1	1	1	1	1	1	0	1	0	2.73		
7	LSp3		2.40	0.36	1	1	0	1	1	0	1	1	0	0	2.76		
			23.20													24.01	
Program Components			Factor														
Skating Skills			0.80	5.75	6.25	5.25	5.75	6.00	5.50	5.50	5.00	5.50				5.61	
Transition / Linking Footwork			0.80	5.25	5.75	5.00	5.50	5.50	5.25	5.25	5.00	5.25				5.29	
Performance / Execution			0.80	5.50	6.25	5.50	5.75	5.75	5.50	5.50	5.25	5.50				5.57	
Choreography / Composition			0.80	5.25	6.00	5.00	5.50	5.75	5.50	5.75	5.25	5.25				5.46	
Interpretation			0.80	5.50	6.50	5.25	5.50	5.75	5.75	5.50	5.00	5.50				5.54	
Judges Total Program Component Score (factored)																	21.98
Deductions:																	0.00

< Under-rotated jump

ISU World Figure Skating Championships 2011

LADIES SHORT PROGRAM JUDGES DETAILS PER SKATER

Rank	Name	Nation	Starting Number	Total Segment Score	Total Element Score	Total Program Component Score (factored)	Total Deductions
22	Juulia TURKKILA	FIN	5	45.70	25.60	20.10	0.00

#	Executed Elements	Info	Base Value	GOE	The Judges Panel (in random order)										Ref	Scores of Panel
1	3T+2T		5.50	0.40	0	1	0	1	0	1	0	1	1		5.90	
2	3S		4.20	-0.80	-1	-1	-3	-1	-2	-1	-1	-1	-1		3.40	
3	FCSp3		2.80	0.07	1	0	0	0	1	0	0	0	0		2.87	
4	2A		3.30	0.07	0	0	0	0	1	0	1	0	0		3.37	
5	CCoSp4		3.50	0.50	1	1	1	1	2	1	1	1	1		4.00	
6	CiSt3		3.30	0.36	1	1	1	1	0	1	1	0	0		3.66	
7	LSp3		2.40	0.00	0	0	0	1	0	0	0	0	0		2.40	
			25.00												25.60	

Program Components

	Factor											
Skating Skills	0.80	5.25	5.00	5.25	5.25	4.50	5.00	5.00	5.25	5.00		5.11
Transition / Linking Footwork	0.80	4.75	5.25	5.00	5.50	4.75	4.50	4.75	4.75	4.50		4.82
Performance / Execution	0.80	5.25	5.00	5.00	5.25	4.75	5.00	5.00	5.25	4.75		5.04
Choreography / Composition	0.80	5.25	5.25	5.50	5.00	4.75	5.25	5.00	5.00	4.75		5.07
Interpretation	0.80	5.00	5.25	5.25	5.00	4.75	5.25	5.25	5.00	4.75		5.07
Judges Total Program Component Score (factored)												20.10

Deductions:

0.00

Rank	Name	Nation	Starting Number	Total Segment Score	Total Element Score	Total Program Component Score (factored)	Total Deductions
23	Irina MOVCHAN	UKR	2	45.68	27.00	18.68	0.00

#	Executed Elements	Info	Base Value	GOE	The Judges Panel (in random order)										Ref	Scores of Panel
1	3Lz+2T		7.40	0.40	0	1	1	1	0	0	1	0	1		7.80	
2	3S		4.20	-0.70	-1	-2	-1	-1	-1	-1	0	-2	0		3.50	
3	2A		3.30	0.00	0	0	0	0	0	0	0	0	0		3.30	
4	FCSp4		3.20	0.36	1	0	1	1	0	1	1	0	1		3.56	
5	LSp3		2.40	0.00	0	0	0	0	0	0	0	0	1		2.40	
6	SIS3		3.30	0.14	0	0	1	1	0	0	0	0	1		3.44	
7	CCoSp3		3.00	0.00	0	0	0	0	1	0	0	-1	0		3.00	
			26.80												27.00	

Program Components

	Factor											
Skating Skills	0.80	4.50	5.25	5.25	5.25	5.00	5.00	4.75	4.50	4.75		4.93
Transition / Linking Footwork	0.80	4.00	4.25	4.50	5.00	4.50	4.75	4.25	4.00	5.00		4.46
Performance / Execution	0.80	4.50	4.50	4.75	5.25	5.00	5.00	4.25	4.25	4.75		4.68
Choreography / Composition	0.80	4.25	4.25	5.25	5.00	5.00	4.50	4.75	4.25	5.00		4.68
Interpretation	0.80	4.00	4.25	4.75	5.00	4.75	4.75	4.50	4.25	5.00		4.61
Judges Total Program Component Score (factored)												18.68

Deductions:

0.00

Rank	Name	Nation	Starting Number	Total Segment Score	Total Element Score	Total Program Component Score (factored)	Total Deductions
24	Viktoria HELGESSON	SWE	17	45.40	21.89	23.51	0.00

#	Executed Elements	Info	Base Value	GOE	The Judges Panel (in random order)										Ref	Scores of Panel
1	2F+2T	e	3.20	-0.90	-3	-3	-3	-3	-3	0	-3	-3	-3		2.30	
2	3Lo		5.10	-1.00	-1	-1	-2	-1	-2	-1	-2	-2	-1		4.10	
3	LSp3		2.40	0.00	0	0	1	0	0	0	0	0	0		2.40	
4	2A		3.30	0.43	1	1	1	1	2	0	1	0	1		3.73	
5	SIS2		2.30	0.50	1	1	2	1	1	0	1	1	1		2.80	
6	FSSp4		3.00	-0.01	-1	1	0	0	0	0	-1	1	-1		2.99	
7	CCoSp4		3.50	0.07	0	1	0	0	0	0	1	0	0		3.57	
			22.80												21.89	

Program Components

	Factor											
Skating Skills	0.80	6.25	6.25	6.50	6.00	6.00	5.50	5.50	6.00	6.25		6.04
Transition / Linking Footwork	0.80	5.75	6.00	6.00	5.50	5.50	4.75	5.25	6.00	6.00		5.71
Performance / Execution	0.80	6.25	6.25	6.50	5.75	6.00	5.00	5.25	6.00	5.75		5.89
Choreography / Composition	0.80	5.75	5.75	6.25	6.00	5.75	5.50	5.50	6.00	6.00		5.82
Interpretation	0.80	6.00	6.25	6.00	5.75	5.75	5.25	5.50	6.25	6.25		5.93
Judges Total Program Component Score (factored)												23.51

Deductions:

0.00

e Jump take off with wrong edge

ISU World Figure Skating Championships 2011

LADIES SHORT PROGRAM JUDGES DETAILS PER SKATER

Rank	Name	Nation	Starting Number	Total Segment Score	Total Element Score	Total Program Component Score (factored)	Total Deductions											
25	Sonia LAFUENTE	ESP	13	44.59	23.34	22.25	-1.00											
#	Executed Elements	Info	Base Value	GOE	The Judges Panel (in random order)								Ref	Scores of Panel				
1	3Lo<	<	3.60	-2.10	-3	-3	-3	-3	-3	-3	-3	-3	-3	-3		1.50		
2	3T+2T		5.50	0.30	1	0	0	1	1	0	1	0	0	0		5.80		
3	LSp3		2.40	0.29	1	0	1	1	0	0	1	0	1		2.69			
4	2A		3.30	0.14	0	0	1	1	1	0	0	0	0		3.44			
5	FCSp3		2.80	0.03	1	0	1	0	0	0	0	-1	-1		2.83			
6	SISt3		3.30	0.07	0	0	1	0	0	0	0	0	1		3.37			
7	CCoSp4		3.50	0.21	0	0	1	1	0	0	1	0	1		3.71			
			24.40											23.34				
Program Components			Factor															
Skating Skills			0.80	6.00	5.00	6.00	5.75	5.75	5.50	6.00	6.00	5.25			5.75			
Transition / Linking Footwork			0.80	5.50	4.50	5.50	6.00	5.25	5.25	5.50	5.75	5.00			5.39			
Performance / Execution			0.80	5.75	5.00	5.75	5.75	5.50	5.25	5.75	5.75	4.75			5.54			
Choreography / Composition			0.80	5.75	4.50	6.00	6.00	5.75	5.25	6.00	6.00	5.00			5.68			
Interpretation			0.80	5.50	4.75	6.00	5.75	5.50	5.25	5.75	5.75	4.75			5.46			
Judges Total Program Component Score (factored)																	22.25	
Deductions:			Falls:	-1.00														-1.00

< Under-rotated jump

Rank	Name	Nation	Starting Number	Total Segment Score	Total Element Score	Total Program Component Score (factored)	Total Deductions										
26	Karina JOHNSON	DEN	1	42.19	24.90	17.29	0.00										
#	Executed Elements	Info	Base Value	GOE	The Judges Panel (in random order)								Ref	Scores of Panel			
1	3S+2T		5.60	0.00	0	0	0	0	0	0	0	0	0		5.60		
2	3Lz		6.00	-0.80	-1	-1	-2	-1	-2	-1	-1	-1	-1		5.20		
3	CCoSp4		3.50	0.00	0	0	0	0	0	0	-1	0	0		3.50		
4	LSp2		1.90	-0.04	0	0	0	-1	-1	0	1	0	0		1.86		
5	SISt2		2.30	0.00	0	0	0	0	0	0	0	-1		2.30			
6	2A		3.30	0.00	0	0	0	0	0	0	0	0		3.30			
7	FSSp4		3.00	0.14	0	0	1	0	0	1	1	0	0		3.14		
			25.60											24.90			
Program Components			Factor														
Skating Skills			0.80	4.50	4.50	4.50	3.75	4.50	4.50	4.25	4.75	4.25			4.43		
Transition / Linking Footwork			0.80	4.00	4.50	4.25	3.50	4.50	4.25	4.25	4.50	4.00			4.25		
Performance / Execution			0.80	4.25	4.50	4.25	4.00	4.75	4.50	4.00	4.25	4.00			4.25		
Choreography / Composition			0.80	4.00	4.50	4.50	3.75	4.50	4.50	4.00	4.50	4.50			4.36		
Interpretation			0.80	4.25	4.50	4.50	3.75	4.25	4.25	4.25	4.50	4.25			4.32		
Judges Total Program Component Score (factored)																	17.29
Deductions:																	0.00

Rank	Name	Nation	Starting Number	Total Segment Score	Total Element Score	Total Program Component Score (factored)	Total Deductions											
27	Bettina HEIM	SUI	6	37.23	19.12	19.11	-1.00											
#	Executed Elements	Info	Base Value	GOE	The Judges Panel (in random order)								Ref	Scores of Panel				
1	3S<	<	2.90	-0.90	-1	-1	-1	0	-1	-2	-1	-3	-2		2.00			
2	2A		3.30	0.00	0	0	0	0	0	0	0	0	0		3.30			
3	3T<+COMBO	<	2.90	-2.10	-3	-3	-3	-2	-3	-3	-3	-3	-3		0.80			
4	CCoSp4		3.50	0.29	1	-1	1	1	2	0	0	1	0		3.79			
5	LSp4		2.70	0.43	1	0	1	1	2	1	1	1	0		3.13			
6	SISt3		3.30	0.00	0	0	0	0	0	1	0	0	0		3.30			
7	FCSp3		2.80	0.00	0	0	0	0	0	-1	0	0	0		2.80			
			21.40											19.12				
Program Components			Factor															
Skating Skills			0.80	4.75	5.00	5.00	5.25	4.25	4.75	5.50	5.50	4.75			5.00			
Transition / Linking Footwork			0.80	4.50	4.50	4.75	5.25	3.75	4.75	5.25	5.25	4.50			4.79			
Performance / Execution			0.80	4.50	4.75	4.50	5.50	3.75	4.75	5.00	5.25	4.50			4.75			
Choreography / Composition			0.80	4.50	4.75	4.50	5.00	4.00	4.50	5.00	4.75	4.75			4.68			
Interpretation			0.80	4.50	4.50	4.75	5.00	4.00	4.75	4.75	5.00	4.50			4.68			
Judges Total Program Component Score (factored)																	19.11	
Deductions:			Falls:	-1.00														-1.00

< Under-rotated jump

ISU World Figure Skating Championships 2011

LADIES SHORT PROGRAM JUDGES DETAILS PER SKATER

Rank	Name	Nation	Starting Number	Total Segment Score	Total Element Score	Total Program Component Score (factored)	Total Deductions
28	Dasa GRM	SLO	3	36.63	21.06	16.57	-1.00

#	Executed Elements	Info	Base Value	GOE	The Judges Panel (in random order)								Ref	Scores of Panel	
1	3F		5.30	-2.10	-3	-3	-3	-3	-3	-3	-3	-3	-3		3.20
2	FSSp4		3.00	0.07	0	0	0	0	1	0	0	0	1		3.07
3	2A		3.30	0.36	0	1	1	1	1	1	0	0	1		3.66
4	3T+2T		5.50	-1.40	-2	-1	-2	-2	-3	-2	-2	-2	-2		4.10
5	SISt2		2.30	0.00	0	0	0	0	0	0	0	-1	0		2.30
6	CCoSp3		3.00	-0.17	-1	0	-1	0	0	-1	0	-1	-1		2.83
7	LSp2		1.90	0.00	0	0	0	0	0	0	0	-1	0		1.90
			24.30											21.06	

Program Components		Factor											
Skating Skills		0.80	4.00	4.25	4.25	4.50	4.25	4.25	4.50	4.50	4.25		4.32
Transition / Linking Footwork		0.80	3.50	4.00	4.00	4.50	4.00	4.00	4.25	4.00	3.75		4.00
Performance / Execution		0.80	3.75	4.25	4.25	4.75	4.25	4.00	4.25	4.25	3.75		4.14
Choreography / Composition		0.80	3.50	4.25	4.25	4.25	4.00	4.00	4.50	4.25	4.00		4.14
Interpretation		0.80	3.75	4.25	4.50	4.25	4.00	3.75	4.25	4.25	4.00		4.11
Judges Total Program Component Score (factored)													16.57
Deductions:			Falls:	-1.00									-1.00

Rank	Name	Nation	Starting Number	Total Segment Score	Total Element Score	Total Program Component Score (factored)	Total Deductions
29	Belinda SCHÖNBERGER	AUT	4	35.73	19.74	16.99	-1.00

#	Executed Elements	Info	Base Value	GOE	The Judges Panel (in random order)								Ref	Scores of Panel
1	3S+COMBO		4.20	-2.10	-3	-3	-3	-3	-3	-3	-3	-2		2.10
2	3T		4.10	-2.10	-3	-3	-3	-3	-3	-3	-3	-3		2.00
3	2A		3.30	0.00	0	0	1	0	0	0	0	0		3.30
4	FSSp4		3.00	0.00	0	0	0	0	0	0	0	0		3.00
5	CCoSp4		3.50	0.00	0	0	0	0	0	0	0	0		3.50
6	SISt3		3.30	0.00	0	0	0	0	0	0	0	0		3.30
7	LSp3		2.40	0.14	1	0	0	1	0	0	1	0		2.54
			23.80											19.74

Program Components		Factor											
Skating Skills		0.80	4.50	4.00	4.75	4.25	4.25	4.50	4.50	4.50	4.50		4.43
Transition / Linking Footwork		0.80	4.25	4.25	4.00	4.00	4.00	4.00	4.25	4.50	4.25		4.14
Performance / Execution		0.80	4.00	3.75	4.50	4.25	4.00	4.25	4.50	4.50	4.25		4.25
Choreography / Composition		0.80	4.00	4.25	4.25	4.25	3.75	4.50	4.25	4.50	4.75		4.29
Interpretation		0.80	4.00	4.00	4.25	4.00	4.00	4.25	4.50	4.25	4.25		4.14
Judges Total Program Component Score (factored)													16.99
Deductions:			Falls:	-1.00									-1.00

Rank	Name	Nation	Starting Number	Total Segment Score	Total Element Score	Total Program Component Score (factored)	Total Deductions
30	Viktoria PAVUK	HUN	14	33.70	15.10	19.60	-1.00

#	Executed Elements	Info	Base Value	GOE	The Judges Panel (in random order)								Ref	Scores of Panel	
1	3S		4.20	-0.20	0	-1	0	1	-1	0	0	0	-1		4.00
2	3Lz<<+COMBO	e	2.10	-0.90	-3	-3	-3	-3	-3	-3	-3	-3	-3		1.20
3	FSSp1		2.00	-0.09	0	0	0	0	0	0	0	-2	-2		1.91
4	1A		1.10	-0.60	-3	-3	-3	-3	-3	-3	-3	-3	-3		0.50
5	LSp2		1.90	0.00	0	0	0	0	0	0	0	0	0		1.90
6	SISt2		2.30	0.00	0	0	0	0	0	0	0	0	1		2.30
7	CCoSp3		3.00	0.29	0	0	1	1	0	0	1	1	2		3.29
			16.60											15.10	

Program Components		Factor											
Skating Skills		0.80	4.75	4.75	5.00	5.50	5.25	5.00	5.50	5.00	5.00		5.07
Transition / Linking Footwork		0.80	4.50	4.50	4.50	5.25	4.75	4.50	5.00	4.50	4.75		4.64
Performance / Execution		0.80	5.00	4.50	5.00	5.50	4.75	4.50	5.00	5.00	5.25		4.93
Choreography / Composition		0.80	4.75	4.75	4.75	5.50	5.00	4.25	5.25	5.25	5.25		5.00
Interpretation		0.80	4.75	4.75	4.75	5.50	4.75	4.50	5.00	5.00	5.00		4.86
Judges Total Program Component Score (factored)													19.60
Deductions:			Falls:	-1.00									-1.00

<< Downgraded jump e Jump take off with wrong edge

Printed: 29/04/2011 17:53:00



ISU WORLD FIGURE SKATING CHAMPIONSHIPS® 2011
April 25 – May 1, 2011 – Moscow / Russia



ISU World Figure Skating Championships 2011

RESULTS

LADIES FREE SKATING

Pl.	Name	Nation	Total Segment Score
1	Miki ANDO	JPN	130.21
2	Yuna KIM	KOR	128.59
3	Carolina KOSTNER	ITA	124.93
4	Alena LEONOVA	RUS	124.17
5	Alissa CZISNY	USA	120.78
6	Mao ASADA	JPN	114.13
7	Kanako MURAKAMI	JPN	112.24
8	Kiira KORPI	FIN	109.71
9	Ksenia MAKAROVA	RUS	105.60
10	Elene GEDEVANISHVILI	GEO	104.63
11	Sarah HECKEN	GER	103.10
12	Cynthia PHANEUF	CAN	100.16
13	Joshi HELGESSON	SWE	98.83
14	Rachael FLATT	USA	97.39
15	Mae Berenice MEITE	FRA	97.18
16	Viktoria HELGESSON	SWE	97.12
17	Bingwa GENG	CHN	92.89
18	Amelie LACOSTE	CAN	92.78
19	Juulia TURKKILA	FIN	90.98
20	Ira VANNUT	BEL	89.05
21	Cheltzie LEE	AUS	85.45
22	Elena GLEBOVA	EST	78.50
23	Irina MOVCHAN	UKR	77.47
24	Jenna MCCORKELL	GBR	75.77

Printed: 30/04/2011 17:23:28

Official ISU Sponsors



ISU World Figure Skating Championships 2011

LADIES FREE SKATING JUDGES DETAILS PER SKATER

Rank	Name	Nation	Starting Number	Total Segment Score	Total Element Score	Total Program Component Score (factored)	Total Deductions
1	Miki ANDO	JPN	19	130.21	65.75	64.46	0.00

#	Executed Elements	Info	Base Value	GOE	The Judges Panel (in random order)								Ref	Scores of Panel	
1	3Lz+2Lo		7.80	1.10	2	2	2	1	1	2	1	1	2		8.90
2	3Lo		5.10	0.40	0	1	1	1	0	0	1	0	1		5.50
3	FSSp4		3.00	0.71	2	2	1	2	1	0	0	2	2		3.71
4	CCoSp4		3.50	1.00	1	2	2	2	2	2	2	3	2		4.50
5	ChSp1		2.00	1.29	1	1	2	1	1	1	1	2	2		3.29
6	2A+2T		5.17 x	-0.57	-1	-2	-1	0	-2	-2	-1	-1	0		4.60
7	3Lz		6.60 x	0.90	2	1	2	2	0	1	1	1	1		7.50
8	3S		4.62 x	0.80	1	2	1	2	1	1	1	1	1		5.42
9	3T		4.51 x	1.00	2	1	1	2	1	1	2	1	2		5.51
10	2A+2Lo+2Lo		7.59 x	0.50	2	1	1	2	1	0	1	0	1		8.09
11	SIS3		3.30	0.93	1	1	2	2	2	2	2	2	2		4.23
12	FCCoSp4		3.50	1.00	2	2	2	2	1	2	2	2	2		4.50
			56.69											65.75	

Program Components

Factor

Skating Skills	1.60	8.00	8.00	8.25	8.00	8.25	8.00	8.25	7.50	8.25		8.11
Transition / Linking Footwork	1.60	7.75	7.75	8.00	7.50	8.00	7.50	8.25	7.50	8.00		7.79
Performance / Execution	1.60	8.00	8.00	8.25	8.00	8.25	8.00	8.50	7.75	8.50		8.14
Choreography / Composition	1.60	7.75	8.25	8.25	7.75	8.25	8.00	8.25	7.50	8.50		8.07
Interpretation	1.60	7.75	8.00	8.50	7.75	8.25	8.50	8.50	7.75	8.50		8.18
Judges Total Program Component Score (factored)												64.46

Deductions:

0.00

x Credit for highlight distribution, base value multiplied by 1.1

Rank	Name	Nation	Starting Number	Total Segment Score	Total Element Score	Total Program Component Score (factored)	Total Deductions
2	Yuna KIM	KOR	21	128.59	61.72	66.87	0.00

#	Executed Elements	Info	Base Value	GOE	The Judges Panel (in random order)								Ref	Scores of Panel	
1	3Lz+3T		10.10	1.60	2	3	2	1	2	2	3	3	2		11.70
2	3S+1T		4.60	0.00	0	0	0	0	0	0	0	0	0		4.60
3	1F		0.50	0.00	0	0	0	0	0	1	0	0	0		0.50
4	LSp4		2.70	0.93	2	2	2	1	2	2	3	1	2		3.63
5	2A+2T+2Lo		7.15 x	0.93	2	2	1	2	2	2	2	1	2		8.08
6	3Lz		6.60 x	0.90	1	1	1	0	1	1	2	2	2		7.50
7	FSSp4		3.00	0.86	2	2	1	2	1	2	2	1	2		3.86
8	SIS3		3.30	0.93	2	1	2	1	2	2	2	2	2		4.23
9	ChSp1		2.00	1.43	2	2	1	1	1	2	2	1	1		3.43
10	3S		4.62 x	0.80	2	2	1	1	0	1	1	1	1		5.42
11	2A		3.63 x	0.64	2	2	1	1	1	1	1	1	2		4.27
12	CCoSp4		3.50	1.00	3	2	2	1	2	2	3	2	1		4.50
			51.70											61.72	

Program Components

Factor

Skating Skills	1.60	8.50	9.25	8.50	8.25	8.50	8.50	8.50	8.50	8.50	8.50		8.50
Transition / Linking Footwork	1.60	8.00	8.75	8.25	7.75	8.00	8.50	8.00	7.75	8.00		8.07	
Performance / Execution	1.60	8.50	9.00	8.25	8.00	8.25	8.75	8.50	8.00	8.25		8.36	
Choreography / Composition	1.60	8.25	9.25	8.00	7.75	8.50	8.50	8.50	8.25	8.50		8.36	
Interpretation	1.60	8.25	9.00	8.25	8.00	8.50	9.00	8.75	8.50	8.25		8.50	
Judges Total Program Component Score (factored)												66.87	

Deductions:

0.00

x Credit for highlight distribution, base value multiplied by 1.1

ISU World Figure Skating Championships 2011

LADIES FREE SKATING JUDGES DETAILS PER SKATER

Rank	Name	Nation	Starting Number	Total Segment Score	Total Element Score	Total Program Component Score (factored)	Total Deductions
3	Carolina KOSTNER	ITA	23	124.93	60.30	64.63	0.00

#	Executed Elements	Info	Base Value	GOE	The Judges Panel (in random order)										Ref	Scores of Panel
1	3F		5.30	1.30	3	2	2	2	1	2	1	2	2		6.60	
2	2A		3.30	1.00	2	2	2	2	1	2	2	2	2		4.30	
3	2A+3T		7.40	0.20	0	0	1	1	0	0	0	1	0		7.60	
4	FCCoSp3		3.00	0.50	1	1	1	1	1	1	1	2	1		3.50	
5	CCoSp4		3.50	0.57	1	1	1	2	1	1	1	2	1		4.07	
6	3S		4.62 x	1.20	2	1	2	2	1	2	2	2	1		5.82	
7	1Lo+2T		2.09 x	0.00	0	0	0	1	0	-1	0	0	0		2.09	
8	3Lo		5.61 x	-0.50	0	-1	-1	0	-1	-1	0	-1	-1		5.11	
9	ChSp1		2.00	1.71	2	2	2	1	1	2	1	3	2		3.71	
10	SISt4		3.90	1.43	2	2	1	0	1	2	1	2	1		5.33	
11	3S+2T+2T		7.70 x	0.70	1	1	1	2	1	1	1	1	1		8.40	
12	FCSp4		3.20	0.57	1	1	1	2	1	1	1	2	1		3.77	
			51.62													60.30

Program Components

Factor

Skating Skills	1.60	8.50	8.00	8.25	7.75	8.00	7.75	8.50	8.50	7.75		8.11
Transition / Linking Footwork	1.60	8.50	7.75	8.00	7.75	7.75	8.00	8.25	7.25		7.89	
Performance / Execution	1.60	8.75	8.25	8.00	8.00	7.75	8.00	8.50	8.25	7.50		8.11
Choreography / Composition	1.60	8.50	8.00	8.50	7.75	8.00	8.00	8.00	8.25	7.75		8.07
Interpretation	1.60	8.75	8.00	8.50	8.00	7.75	8.25	8.50	8.50	7.75		8.21
Judges Total Program Component Score (factored)												64.63

Deductions:

0.00

x Credit for highlight distribution, base value multiplied by 1.1

Rank	Name	Nation	Starting Number	Total Segment Score	Total Element Score	Total Program Component Score (factored)	Total Deductions
4	Alena LEONOVA	RUS	20	124.17	62.35	61.82	0.00

#	Executed Elements	Info	Base Value	GOE	The Judges Panel (in random order)										Ref	Scores of Panel
1	3T+3T		8.20	1.40	2	1	3	2	2	2	1	3		9.60		
2	3Lz	e	6.00	-0.60	-1	-2	2	-1	-1	0	0	-2	-1	5.40		
3	3Lo		5.10	0.90	1	1	2	2	1	1	1	2		6.00		
4	FSSp4		3.00	0.57	1	1	1	1	2	1	0	1	2	3.57		
5	2F+2T		3.20	0.04	0	0	1	0	0	0	0	1		3.24		
6	CCoSp4		3.50	0.50	1	1	1	1	1	1	0	1	1	4.00		
7	ChSp1		2.00	1.57	2	1	2	1	2	2	1	1	2	3.57		
8	3S+2T+2Lo		8.14 x	0.70	1	1	1	1	1	1	1	2		8.84		
9	2A		3.63 x	0.50	1	0	1	1	1	1	1	2		4.13		
10	3F		5.83 x	0.30	-1	-2	2	2	0	0	1	0	1	6.13		
11	SISt3		3.30	1.00	2	2	3	2	2	2	1	2	2	4.30		
12	FCCoSp3		3.00	0.57	2	1	2	1	1	1	1	1		3.57		
			54.90													62.35

Program Components

Factor

Skating Skills	1.60	7.75	7.50	8.00	8.00	7.00	7.25	7.50	7.50	8.00		7.64
Transition / Linking Footwork	1.60	7.75	7.50	8.25	8.25	7.25	7.00	7.00	7.00	7.75		7.50
Performance / Execution	1.60	8.00	8.00	8.25	8.00	7.50	7.50	7.50	7.50	8.00		7.79
Choreography / Composition	1.60	8.00	7.75	8.50	8.00	7.75	7.50	7.25	7.25	8.00		7.75
Interpretation	1.60	8.25	8.00	8.50	8.50	7.75	7.50	7.50	7.50	8.25		7.96
Judges Total Program Component Score (factored)												61.82

Deductions:

0.00

x Credit for highlight distribution, base value multiplied by 1.1 e Jump take off with wrong edge

ISU World Figure Skating Championships 2011

LADIES FREE SKATING JUDGES DETAILS PER SKATER

Rank	Name	Nation	Starting Number	Total Segment Score	Total Element Score	Total Program Component Score (factored)	Total Deductions
5	Alissa CZISNY	USA	22	120.78	60.65	61.13	-1.00

#	Executed Elements	Info	Base Value	GOE	The Judges Panel (in random order)									Ref	Scores of Panel	
1	3Lz		6.00	-2.10	-3	-3	-3	-3	-3	-3	-3	-3	-3	-3		3.90
2	3F+2T	e	6.70	-0.40	-1	0	-1	-2	0	0	-1	-1	0		6.30	
3	3T+2T+2Lo		7.30	0.40	1	0	1	0	1	0	1	0	1		7.70	
4	FCSp4		3.20	0.79	2	2	1	2	1	2	1	2	1		3.99	
5	3Lo		5.61 x	0.80	1	1	1	1	1	2	1	1	2		6.41	
6	ChSp1		2.00	1.86	2	2	1	2	1	2	2	2	2		3.86	
7	3Lz+2T		8.14 x	-0.30	0	0	-1	-1	0	0	-1	0	-1		7.84	
8	2A		3.63 x	0.50	1	1	1	1	1	1	1	1	1		4.13	
9	3T		4.51 x	0.00	1	0	0	0	0	0	0	0	-1		4.51	
10	CCoSp4		3.50	1.36	3	3	1	3	2	3	2	3	3		4.86	
11	CiSt2		2.30	0.79	2	2	1	2	0	2	1	1	2		3.09	
12	LSp4		2.70	1.36	3	3	2	3	2	3	1	3	3		4.06	
			55.59												60.65	

Program Components

	Factor													
Skating Skills	1.60	8.00	7.50	7.00	7.50	8.25	7.50	7.50	8.25	7.50				7.68
Transition / Linking Footwork	1.60	7.50	7.50	6.75	7.50	8.00	7.25	7.00	8.00	7.50				7.46
Performance / Execution	1.60	7.75	7.75	6.75	7.50	8.00	7.50	7.25	8.25	7.75				7.64
Choreography / Composition	1.60	7.50	7.50	7.25	7.75	8.25	7.50	7.25	8.00	8.00				7.64
Interpretation	1.60	7.75	7.50	7.00	7.75	8.25	7.75	7.50	8.25	8.00				7.79
Judges Total Program Component Score (factored)														61.13

Deductions:

Falls: -1.00

-1.00

x Credit for highlight distribution, base value multiplied by 1.1 e Jump take off with wrong edge

Rank	Name	Nation	Starting Number	Total Segment Score	Total Element Score	Total Program Component Score (factored)	Total Deductions
6	Mao ASADA	JPN	16	114.13	54.19	59.94	0.00

#	Executed Elements	Info	Base Value	GOE	The Judges Panel (in random order)									Ref	Scores of Panel
1	3A<<	<<	3.30	-0.64	-2	-1	0	-2	-2	0	-1	-2	-1		2.66
2	3F+2Lo		7.10	0.70	1	1	1	1	1	1	1	1	1		7.80
3	3Lz	e	6.00	-0.60	-1	0	1	-1	-1	0	-2	-1	-2		5.40
4	CCoSp1		2.00	0.10	-1	1	0	1	0	1	0	-1	0		2.10
5	2A+3T<<	<<	5.17 x	-0.93	-2	-1	-2	-2	-2	0	-2	-3	-2		4.24
6	3F+2Lo+2Lo		9.79 x	0.50	1	1	1	0	1	0	0	1	1		10.29
7	1S		0.44 x	0.00	0	0	0	0	-1	0	0	0	0		0.44
8	FSSp4		3.00	0.64	1	2	2	2	1	1	1	1	1		3.64
9	SIS3		3.30	0.71	1	2	1	2	2	1	1	1	2		4.01
10	3Lo		5.61 x	0.50	1	1	1	0	1	2	0	0	1		6.11
11	FCCoSp4		3.50	0.86	2	2	1	2	1	2	2	1	2		4.36
12	ChSp1		2.00	1.14	1	2	0	2	1	1	1	1	1		3.14
			51.21												54.19

Program Components

	Factor													
Skating Skills	1.60	7.75	7.75	7.25	7.75	7.50	7.75	7.25	7.50	8.00				7.61
Transition / Linking Footwork	1.60	7.50	7.25	6.75	7.50	7.50	7.00	7.25	7.25	7.75				7.32
Performance / Execution	1.60	7.50	7.50	6.75	7.50	7.75	7.50	7.50	7.25	7.75				7.50
Choreography / Composition	1.60	7.50	7.50	7.00	7.75	7.50	7.50	7.00	7.50	8.00				7.46
Interpretation	1.60	7.75	7.75	6.75	7.75	7.50	7.50	7.25	7.50	8.25				7.57
Judges Total Program Component Score (factored)														59.94

Deductions:

0.00

<< Downgraded jump x Credit for highlight distribution, base value multiplied by 1.1 e Jump take off with wrong edge

ISU World Figure Skating Championships 2011

LADIES FREE SKATING JUDGES DETAILS PER SKATER

Rank	Name	Nation	Starting Number	Total Segment Score	Total Element Score	Total Program Component Score (factored)	Total Deductions
7	Kanako MURAKAMI	JPN	15	112.24	55.62	56.62	0.00

#	Executed Elements	Info	Base Value	GOE	The Judges Panel (in random order)									Ref	Scores of Panel
1	3T+3T<	<	7.00	-0.10	1	0	0	0	-1	-1	0	1	-1		6.90
2	3Lz	e	6.00	-0.50	1	0	-1	-1	-1	-1	-1	0	-1		5.50
3	FCSSp4		3.00	0.50	1	1	1	1	1	0	1	2	1		3.50
4	3F+2A+SEQ		6.88	0.80	1	0	1	1	1	1	1	2	2		7.68
5	LSp4		2.70	0.86	1	2	2	1	1	2	2	3	2		3.56
6	1F		0.55 x	-0.01	1	0	-1	-1	0	0	0	0	0		0.54
7	ChSp1		2.00	1.29	1	2	1	1	1	1	2	2	1		3.29
8	3Lo<	<	3.96 x	-0.60	-1	0	-1	-1	-1	-1	-1	0	-1		3.36
9	2A		3.63 x	0.43	1	2	0	0	1	1	1	1	1		4.06
10	3S+2Lo+2Lo		8.58 x	0.20	2	0	0	1	-1	0	0	1	0		8.78
11	SIS3		3.30	0.86	3	2	2	2	1	1	2	2	1		4.16
12	CCoSp4		3.50	0.79	2	2	2	1	1	2	1	2	1		4.29
			51.10												55.62

Program Components	Factor												
Skating Skills	1.60	6.75	7.25	6.75	7.50	6.75	7.25	7.50	7.50	7.00	7.00	7.00	7.14
Transition / Linking Footwork	1.60	6.75	7.00	6.75	7.00	6.50	7.00	7.00	7.00	7.00	6.75	6.89	
Performance / Execution	1.60	7.00	7.25	6.75	7.50	6.50	6.75	7.25	7.75	7.25	7.00	7.11	
Choreography / Composition	1.60	7.00	7.25	7.00	7.25	6.50	6.75	7.25	7.00	7.00	7.00	7.04	
Interpretation	1.60	7.25	7.50	7.00	7.50	6.75	7.25	7.25	7.00	7.25	7.00	7.21	
Judges Total Program Component Score (factored)													56.62

Deductions: 0.00

< Under-rotated jump x Credit for highlight distribution, base value multiplied by 1.1 e Jump take off with wrong edge

Rank	Name	Nation	Starting Number	Total Segment Score	Total Element Score	Total Program Component Score (factored)	Total Deductions
8	Kiira KORPI	FIN	14	109.71	52.65	58.06	-1.00

#	Executed Elements	Info	Base Value	GOE	The Judges Panel (in random order)									Ref	Scores of Panel
1	3T+3T		8.20	0.90	1	1	2	2	2	1	0	1	1		9.10
2	2Lz+2T		3.50	0.00	1	0	0	0	0	0	0	0	0		3.50
3	FSSp4		3.00	0.50	1	1	1	1	1	1	1	1	1		3.50
4	3Lo		5.10	0.80	1	1	1	2	1	2	1	1	1		5.90
5	3F<<	<<	1.80	-0.90	-3	-3	-3	-3	-3	-3	-3	-3	-3		0.90
6	ChSp1		2.00	1.00	1	1	1	1	1	1	1	1	1		3.00
7	2S		1.54 x	0.09	0	1	1	0	1	1	0	0	0		1.63
8	3Lo+2T+2Lo		9.13 x	0.30	0	0	1	1	1	0	0	0	1		9.43
9	SIS3		3.30	0.57	2	1	1	1	1	1	2	0	1		3.87
10	2A		3.63 x	0.57	0	1	1	1	2	2	1	1	1		4.20
11	LSp4		2.70	0.71	2	1	2	1	1	2	1	1	2		3.41
12	CCoSp4		3.50	0.71	2	1	1	2	2	2	1	1	1		4.21
			47.40												52.65

Program Components	Factor												
Skating Skills	1.60	7.25	7.50	7.50	7.50	7.00	7.50	7.50	6.75	7.00	7.00	7.32	
Transition / Linking Footwork	1.60	7.00	6.75	7.00	7.00	6.75	7.25	7.25	6.50	6.75	6.93		
Performance / Execution	1.60	7.50	7.25	7.00	7.50	7.00	7.50	7.50	7.25	7.00	7.29		
Choreography / Composition	1.60	7.25	7.50	7.25	7.50	7.25	7.50	7.75	6.75	7.00	7.32		
Interpretation	1.60	7.25	7.50	7.25	7.75	7.25	7.75	7.75	7.25	6.75	7.43		
Judges Total Program Component Score (factored)													58.06

Deductions: Falls: -1.00 -1.00

<< Downgraded jump x Credit for highlight distribution, base value multiplied by 1.1

ISU World Figure Skating Championships 2011

LADIES FREE SKATING JUDGES DETAILS PER SKATER

Rank	Name	Nation	Starting Number	Total Segment Score	Total Element Score	Total Program Component Score (factored)	Total Deductions
9	Ksenia MAKAROVA	RUS	24	105.60	46.52	60.08	-1.00

#	Executed Elements	Info	Base Value	GOE	The Judges Panel (in random order)										Ref	Scores of Panel	
1	3F		5.30	0.70	0	1	1	1	1	1	1	1	1	1	1	1	6.00
2	3T+3T<	<	7.00	-0.50	-1	-1	1	0	0	-1	-1	-1	-1				6.50
3	3Lo		5.10	0.50	0	1	1	1	0	1	0	1	1	1		5.60	
4	CCoSp4		3.50	0.86	1	2	2	2	1	2	3	2	1			4.36	
5	ChSp1		2.00	1.14	0	1	2	2	1	1	1	1	1			3.14	
6	3Lo<<+SEQ	<<	1.58 x	-0.90	-3	-3	-3	-3	-3	-3	-3	-3	-3			0.68	
7	2A+2T+2Lo		7.15 x	0.21	0	0	1	1	1	1	0	0	0			7.36	
8	3S*+2T*	*	0.00	0.00	-	-	-	-	-	-	-	-	-			0.00	
9	2A		3.63 x	0.29	0	0	1	1	0	0	1	1	1			3.92	
10	LSp2		1.90	0.50	1	1	1	1	1	1	2	1	1			2.40	
11	SiSt3		3.30	0.79	2	2	1	2	1	2	2	1	1			4.09	
12	FSSp3		2.60	-0.13	-1	0	0	1	-1	0	0	-1	-1			2.47	
			43.06													46.52	

Program Components	Factor											
Skating Skills	1.60	7.50	7.25	7.50	7.75	7.75	8.00	7.25	7.00	7.75		7.54
Transition / Linking Footwork	1.60	7.25	7.00	7.00	7.50	7.50	8.25	7.00	7.00	7.50		7.25
Performance / Execution	1.60	7.25	7.50	7.75	7.75	7.50	8.50	7.25	7.25	7.75		7.54
Choreography / Composition	1.60	7.50	7.50	7.50	7.75	7.75	8.25	7.50	7.25	7.75		7.61
Interpretation	1.60	7.50	7.50	7.50	8.00	7.50	8.50	7.25	7.50	7.75		7.61
Judges Total Program Component Score (factored)												60.08

Deductions: Falls: -1.00 **-1.00**

< Under-rotated jump << Downgraded jump * Invalid element x Credit for highlight distribution, base value multiplied by 1.1

Rank	Name	Nation	Starting Number	Total Segment Score	Total Element Score	Total Program Component Score (factored)	Total Deductions
10	Elene GEDEVANISHVILI	GEO	8	104.63	54.66	50.97	-1.00

#	Executed Elements	Info	Base Value	GOE	The Judges Panel (in random order)										Ref	Scores of Panel
1	3Lz+2T		7.40	0.10	0	0	0	1	1	0	0	0	0			7.50
2	3Lz		6.00	1.00	2	2	1	1	2	1	1	1	2			7.00
3	3T		4.10	-2.10	-3	-3	-3	-3	-3	-3	-3	-3	-3			2.00
4	2A+2T+2T		6.10	0.50	1	1	1	1	1	1	1	1	1			6.60
5	CCoSp4		3.50	0.50	2	1	1	1	1	1	0	1	1			4.00
6	3S		4.62 x	-0.20	-1	0	0	0	0	-1	-1	0	0			4.42
7	ChSp1		2.00	1.29	2	1	1	2	0	1	1	2	1			3.29
8	3T+2T		6.05 x	-0.20	-1	0	-1	0	0	0	-1	0	0			5.85
9	2A		3.63 x	0.50	1	1	1	1	0	1	1	1	1			4.13
10	FSSp4		3.00	0.50	2	1	1	1	1	1	0	1	1			3.50
11	SiSt2		2.30	0.50	1	1	1	1	1	1	0	1	1			2.80
12	FCCoSp3		3.00	0.57	2	1	1	1	1	1	1	1	2			3.57
			51.70													54.66

Program Components	Factor											
Skating Skills	1.60	7.00	7.00	6.50	6.50	6.50	6.75	6.00	6.50	6.75		6.64
Transition / Linking Footwork	1.60	6.50	6.00	6.00	6.25	6.25	6.00	5.75	5.75	6.00		6.04
Performance / Execution	1.60	6.75	6.50	6.25	6.75	6.25	6.25	6.25	6.25	7.00		6.43
Choreography / Composition	1.60	6.50	6.50	6.25	6.25	6.00	6.50	6.00	6.00	6.50		6.29
Interpretation	1.60	6.75	6.75	6.25	6.50	6.25	6.50	5.75	6.25	6.75		6.46
Judges Total Program Component Score (factored)												50.97

Deductions: Falls: -1.00 **-1.00**

x Credit for highlight distribution, base value multiplied by 1.1

ISU World Figure Skating Championships 2011

LADIES FREE SKATING JUDGES DETAILS PER SKATER

Rank	Name	Nation	Starting Number	Total Segment Score	Total Element Score	Total Program Component Score (factored)	Total Deductions
11	Sarah HECKEN	GER	13	103.10	53.88	50.22	-1.00

#	Executed Elements	Info	Base Value	GOE	The Judges Panel (in random order)									Ref	Scores of Panel
1	3T+3T		8.20	0.80	2	1	1	0	1	1	1	2	1		9.00
2	3F		5.30	-0.10	0	0	0	0	-1	-1	0	0	0		5.20
3	2A		3.30	0.50	1	1	0	1	1	1	1	1	1		3.80
4	3Lo<<	<<	1.80	-0.90	-3	-3	-3	-3	-3	-3	-3	-3	-3		0.90
5	LSp3		2.40	0.14	0	1	0	0	1	0	0	1	0		2.54
6	3S+2T+2T		7.70 x	0.70	1	1	1	0	1	1	1	2	1		8.40
7	ChSp1		2.00	0.29	0	1	0	0	0	1	0	0	1		2.29
8	3S		4.62 x	0.60	1	1	1	0	0	1	1	1	1		5.22
9	2A+2T		5.17 x	0.43	1	0	1	1	0	1	1	1	1		5.60
10	FCSp4		3.20	0.29	1	1	0	0	0	1	0	1	1		3.49
11	SISt3		3.30	0.50	1	1	1	1	1	1	0	2	1		3.80
12	CCoSp4		3.50	0.14	0	0	-1	0	1	0	0	1	1		3.64
			50.49												53.88

Program Components

Program Components	Factor											
Skating Skills	1.60	6.50	6.50	6.00	6.25	6.25	6.25	6.75	6.50	6.50		6.39
Transition / Linking Footwork	1.60	6.25	6.00	5.25	6.00	5.75	5.75	5.75	6.75	6.25		5.96
Performance / Execution	1.60	6.25	6.50	6.25	6.25	6.25	6.00	6.25	6.75	6.50		6.32
Choreography / Composition	1.60	6.00	6.50	6.00	6.25	6.25	5.75	6.50	6.50	6.50		6.29
Interpretation	1.60	6.50	6.50	6.25	6.25	6.50	5.75	6.50	6.50	6.75		6.43
Judges Total Program Component Score (factored)												50.22

Deductions:

Falls: -1.00 -1.00

<< Downgraded jump x Credit for highlight distribution, base value multiplied by 1.1

Rank	Name	Nation	Starting Number	Total Segment Score	Total Element Score	Total Program Component Score (factored)	Total Deductions
12	Cynthia PHANEUF	CAN	12	100.16	47.94	53.22	-1.00

#	Executed Elements	Info	Base Value	GOE	The Judges Panel (in random order)									Ref	Scores of Panel
1	3T		4.10	1.30	2	2	2	2	1	2	1	2	2		5.40
2	3Lz		6.00	-2.10	-3	-3	-3	-3	-3	-3	-3	-3	-3		3.90
3	3Lo+2T+2T		7.90	0.70	1	1	1	1	1	1	1	1	0		8.60
4	CLSp2		2.40	0.43	1	1	0	1	0	1	1	1	1		2.83
5	3S		4.20	0.70	1	1	1	0	1	1	1	1	1		4.90
6	ChSp1		2.00	1.00	1	1	1	1	1	1	1	2	1		3.00
7	2Lo		1.98 x	0.17	0	0	1	1	0	1	0	1	2		2.15
8	1Lz		0.66 x	0.00	-1	0	0	0	0	0	0	0	0		0.66
9	2A+2T		5.17 x	0.36	1	1	0	1	1	0	1	1	0		5.53
10	FSSp3		2.60	0.43	1	1	0	1	0	1	1	1	1		3.03
11	SISt3		3.30	0.57	1	1	1	2	1	1	1	1	2		3.87
12	CCoSp4		3.50	0.57	2	1	1	2	1	0	1	1	1		4.07
			43.81												47.94

Program Components

Program Components	Factor											
Skating Skills	1.60	6.75	6.75	6.25	6.75	7.00	6.75	6.50	6.75	7.00		6.75
Transition / Linking Footwork	1.60	6.25	5.00	5.75	7.00	6.50	6.75	6.25	6.50	6.50		6.36
Performance / Execution	1.60	6.75	6.50	6.00	7.00	6.75	7.00	6.50	7.00	6.75		6.75
Choreography / Composition	1.60	6.25	6.50	6.25	7.00	6.50	6.75	6.75	6.50	7.00		6.61
Interpretation	1.60	7.00	6.75	6.25	6.75	6.75	6.75	6.75	6.75	7.00		6.79
Judges Total Program Component Score (factored)												53.22

Deductions:

Falls: -1.00 -1.00

x Credit for highlight distribution, base value multiplied by 1.1

ISU World Figure Skating Championships 2011

LADIES FREE SKATING JUDGES DETAILS PER SKATER

Rank	Name	Nation	Starting Number	Total Segment Score	Total Element Score	Total Program Component Score (factored)	Total Deductions
13	Joshi HELGESSON	SWE	11	98.83	53.47	46.36	-1.00

#	Executed Elements	Info	Base Value	GOE	The Judges Panel (in random order)									Ref	Scores of Panel
1	3Lz		6.00	-2.10	-3	-3	-3	-3	-3	-3	-3	-3	-3		3.90
2	3Lo		5.10	0.00	0	1	0	0	0	0	0	0	0		5.10
3	3T+2T+2Lo<	<	6.80	-0.70	-1	-1	-1	-1	-1	-1	-1	-1	0		6.10
4	FCSp4		3.20	0.21	0	1	0	0	0	1	0	1	1		3.41
5	3Lz+2T<	<	7.00	-0.70	-1	-1	-1	-1	-1	-1	-1	-1	0		6.30
6	SIS2		2.30	0.57	1	2	1	2	1	1	1	0	1		2.87
7	ChSp1		2.00	0.14	0	1	0	0	0	0	0	1	0		2.14
8	3T		4.51 x	0.60	0	1	1	1	1	1	1	0	1		5.11
9	CCoSp4		3.50	0.14	0	1	0	0	0	1	0	1	0		3.64
10	3S		4.62 x	0.40	1	1	1	0	1	0	0	0	1		5.02
11	2A+2A+SEQ		5.81 x	0.36	0	1	1	1	1	0	1	0	1		6.17
12	FCCoSp4		3.50	0.21	0	1	1	0	0	0	0	1	1		3.71
			54.34												53.47

Program Components

Program Components	Factor													
Skating Skills	1.60	5.75	6.50	6.00	6.00	6.00	5.50	5.75	6.25	5.75				5.93
Transition / Linking Footwork	1.60	5.25	6.25	5.75	5.50	5.25	5.00	5.50	5.75	5.00				5.43
Performance / Execution	1.60	5.50	6.75	5.50	5.75	6.00	5.75	6.25	6.00	5.75				5.86
Choreography / Composition	1.60	5.50	6.50	5.50	5.75	6.00	5.50	6.00	6.00	5.50				5.75
Interpretation	1.60	5.50	6.75	5.75	6.25	6.50	5.50	6.25	6.00	5.75				6.00
Judges Total Program Component Score (factored)													46.36	

Deductions: Falls: -1.00 **-1.00**

< Under-rotated jump x Credit for highlight distribution, base value multiplied by 1.1

Rank	Name	Nation	Starting Number	Total Segment Score	Total Element Score	Total Program Component Score (factored)	Total Deductions
14	Rachael FLATT	USA	18	97.39	45.45	51.94	0.00

#	Executed Elements	Info	Base Value	GOE	The Judges Panel (in random order)									Ref	Scores of Panel
1	2A+3T<	<	6.20	-1.29	-2	-3	-2	-3	-3	-3	-2	-3	-2		4.91
2	1F		0.50	0.00	0	0	0	0	0	-1	0	0	0		0.50
3	CCSp4		3.20	0.21	0	1	1	1	0	0	1	0	0		3.41
4	2A		3.30	0.36	1	0	2	1	1	0	1	0	1		3.66
5	FCoSp3		2.50	0.29	1	1	1	1	0	0	0	1	0		2.79
6	3Lo		5.61 x	0.00	0	0	0	0	0	0	0	0	1		5.61
7	ChSp1		2.00	0.71	0	1	1	1	1	0	1	0	1		2.71
8	1F		0.55 x	-0.01	0	-1	0	0	0	-1	0	0	0		0.54
9	3Lo+2T+2Lo		9.13 x	0.20	0	0	1	0	1	0	0	0	1		9.33
10	SIS2		2.30	0.29	0	1	1	1	1	0	0	0	1		2.59
11	3S+2T		6.16 x	0.10	0	0	0	0	0	0	1	0	1		6.26
12	CCoSp3		3.00	0.14	0	0	0	1	0	-1	1	0	1		3.14
			44.45												45.45

Program Components

Program Components	Factor													
Skating Skills	1.60	6.50	6.00	6.75	6.75	5.75	6.25	7.00	7.00	7.00				6.61
Transition / Linking Footwork	1.60	6.00	6.00	6.50	6.50	5.50	6.00	6.50	6.75	6.75				6.32
Performance / Execution	1.60	6.50	6.25	6.75	6.25	5.25	6.25	6.50	6.75	6.75				6.46
Choreography / Composition	1.60	6.00	6.25	6.75	6.75	5.50	6.50	6.75	7.00	7.00				6.57
Interpretation	1.60	6.25	5.75	7.25	6.50	5.50	6.50	6.50	7.00	7.00				6.50
Judges Total Program Component Score (factored)													51.94	

Deductions: **0.00**

< Under-rotated jump x Credit for highlight distribution, base value multiplied by 1.1

ISU World Figure Skating Championships 2011

LADIES FREE SKATING JUDGES DETAILS PER SKATER

Rank	Name	Nation	Starting Number	Total Segment Score	Total Element Score	Total Program Component Score (factored)	Total Deductions
15	Mae Berenice MEITE	FRA	17	97.18	50.63	47.55	-1.00

#	Executed Elements	Info	Base Value	GOE	The Judges Panel (in random order)										Ref	Scores of Panel
1	3Lo+2T+2T		7.90	0.70	1	1	1	1	1	1	1	1	1	0		8.60
2	3Lz		6.00	-2.10	-3	-3	-3	-3	-3	-3	-3	-3	-3	-3		3.90
3	3F		5.30	-1.80	-2	-2	-3	-3	-2	-3	-3	-2	-3		3.50	
4	LSp4		2.70	0.50	1	0	1	1	1	1	1	1	2		3.20	
5	CiSt3		3.30	0.00	0	0	0	0	0	0	0	0	0		3.30	
6	3Lo		5.61 x	0.70	1	1	1	1	1	1	1	1	1		6.31	
7	3Lz<+SEQ	<	3.70 x	-1.50	-2	-2	-3	-2	-2	-3	-2	-2	-2		2.20	
8	ChSp1		2.00	0.86	1	0	1	1	1	1	0	1	1		2.86	
9	3T		4.51 x	-0.90	-1	-1	-1	-1	-1	-2	-2	-1	-2		3.61	
10	2A+2A+SEQ		5.81 x	0.50	1	1	1	1	1	1	1	1	0		6.31	
11	FCSp4		3.20	0.07	1	1	0	0	0	0	0	0	0		3.27	
12	CCoSp4		3.50	0.07	0	0	0	0	1	1	0	0	0		3.57	
			53.53													50.63

Program Components	Factor												
Skating Skills	1.60	6.50	6.75	5.75	5.50	5.75	6.50	6.25	6.50	6.00		6.18	
Transition / Linking Footwork	1.60	6.00	6.25	5.25	5.00	5.50	5.75	5.75	6.25	5.50		5.71	
Performance / Execution	1.60	6.50	6.50	5.25	5.50	5.75	6.00	5.75	6.50	5.50		5.93	
Choreography / Composition	1.60	6.25	6.25	5.50	5.75	5.75	6.00	6.00	6.25	5.75		5.96	
Interpretation	1.60	6.75	6.25	5.50	5.50	5.75	6.25	6.00	6.25	5.50		5.93	
Judges Total Program Component Score (factored)													47.55

Deductions: Falls: -1.00 **-1.00**

< Under-rotated jump x Credit for highlight distribution, base value multiplied by 1.1

Rank	Name	Nation	Starting Number	Total Segment Score	Total Element Score	Total Program Component Score (factored)	Total Deductions
16	Viktoria HELGESSON	SWE	3	97.12	49.94	47.18	0.00

#	Executed Elements	Info	Base Value	GOE	The Judges Panel (in random order)										Ref	Scores of Panel
1	2Lz		2.10	0.00	0	0	1	0	0	0	0	0	0		2.10	
2	3F+2T+2Lo	e	8.50	-1.30	-2	-2	-2	-2	-3	-2	-2	-1	-1		7.20	
3	CSp3		2.30	0.50	1	0	1	1	1	1	1	1	1		2.80	
4	3Lo		5.10	0.60	0	1	1	0	1	1	1	1	1		5.70	
5	CiSt3		3.30	0.50	1	1	1	1	1	1	1	1	0		3.80	
6	ChSp1		2.00	1.00	1	1	1	1	1	1	1	1	1		3.00	
7	3T		4.51 x	0.70	1	1	2	0	1	1	1	1	1		5.21	
8	3Lo+2T<	<	6.71 x	-0.70	-1	-1	-2	-1	-1	-1	-1	-1	-1		6.01	
9	FCCoSp4		3.50	0.29	1	1	1	1	0	0	0	1	0		3.79	
10	3S		4.62 x	0.10	1	0	0	0	0	0	1	0	0		4.72	
11	2A+SEQ		2.90 x	-0.50	-1	-1	-1	-1	-1	-1	-1	-1	-2		2.40	
12	FSSp4		3.00	0.21	1	0	0	1	0	0	0	1	1		3.21	
			48.54													49.94

Program Components	Factor												
Skating Skills	1.60	6.00	6.25	6.25	5.75	6.50	6.25	5.75	6.00	5.25		6.04	
Transition / Linking Footwork	1.60	5.50	6.00	6.00	5.50	6.00	6.00	5.50	5.50	5.00		5.71	
Performance / Execution	1.60	6.00	6.00	6.00	5.75	6.25	6.25	5.50	5.75	5.00		5.89	
Choreography / Composition	1.60	5.75	6.25	6.50	6.00	6.25	6.25	5.25	6.00	5.25		5.96	
Interpretation	1.60	5.75	6.50	6.25	6.00	6.00	6.00	5.50	5.75	5.00		5.89	
Judges Total Program Component Score (factored)													47.18

Deductions: **0.00**

< Under-rotated jump x Credit for highlight distribution, base value multiplied by 1.1 e Jump take off with wrong edge

ISU World Figure Skating Championships 2011

LADIES FREE SKATING JUDGES DETAILS PER SKATER

Rank	Name	Nation	Starting Number	Total Segment Score	Total Element Score	Total Program Component Score (factored)	Total Deductions
17	Bingwa GENG	CHN	5	92.89	50.93	42.96	-1.00

#	Executed Elements	Info	Base Value	GOE	The Judges Panel (in random order)									Ref	Scores of Panel
1	3Lz		6.00	-2.10	-3	-3	-3	-3	-3	-3	-3	-3	-3		3.90
2	3T		4.10	0.50	0	1	0	1	1	0	1	1	1		4.60
3	2A		3.30	0.07	1	0	0	0	0	0	0	0	1		3.37
4	CCoSp4		3.50	0.21	0	1	-1	1	0	0	1	1	0		3.71
5	ChSp1		2.00	1.00	1	1	1	2	1	1	1	1	0		3.00
6	3Lz+2T		8.14 x	0.40	0	1	0	0	1	0	1	1	1		8.54
7	3T+2T		6.05 x	0.00	0	0	0	0	0	0	0	0	0		6.05
8	LSp4		2.70	0.71	1	1	2	2	2	1	2	1	1		3.41
9	SiSt3		3.30	0.21	0	1	0	1	0	0	1	1	0		3.51
10	2S		1.54 x	0.00	0	0	0	1	0	0	0	0	0		1.54
11	2A+2T		5.17 x	0.43	1	0	1	1	1	0	1	1	1		5.60
12	FCSp4		3.20	0.50	1	1	0	1	1	1	1	1	1		3.70
			49.00												50.93

Program Components	Factor												
Skating Skills	1.60	5.25	6.00	6.00	5.50	5.50	5.50	5.50	5.50	5.75	5.25		5.57
Transition / Linking Footwork	1.60	5.00	5.50	5.50	5.00	4.75	4.75	5.50	5.25	5.00			5.14
Performance / Execution	1.60	5.50	6.00	6.00	5.25	5.00	5.50	5.00	5.50	5.50			5.46
Choreography / Composition	1.60	5.25	6.00	5.75	5.25	5.00	5.25	5.50	5.50	5.00			5.36
Interpretation	1.60	5.25	5.75	5.75	5.25	5.25	5.25	5.25	5.25	5.25			5.32
Judges Total Program Component Score (factored)												42.96	

Deductions: Falls: -1.00 **-1.00**

x Credit for highlight distribution, base value multiplied by 1.1

Rank	Name	Nation	Starting Number	Total Segment Score	Total Element Score	Total Program Component Score (factored)	Total Deductions
18	Amelie LACOSTE	CAN	9	92.78	44.58	48.20	0.00

#	Executed Elements	Info	Base Value	GOE	The Judges Panel (in random order)									Ref	Scores of Panel
1	2A+2A+SEQ		5.28	-0.79	-2	-1	-1	-2	-2	-1	-2	-1	-2		4.49
2	3Lo+2Lo		6.90	0.70	1	1	1	1	0	1	1	1	1		7.60
3	1Lz	e	0.60	-0.16	-1	-2	-2	-1	-2	0	-1	-2	-2		0.44
4	FSSp4		3.00	0.21	0	0	1	1	0	1	1	0	0		3.21
5	3T<<	<<	1.40	-0.57	-3	-3	-3	-2	-3	-3	-3	-2	-3		0.83
6	LSp3		2.40	0.43	1	1	1	1	0	1	1	1	0		2.83
7	3T+2T		6.05 x	0.50	1	1	0	1	1	1	0	1	0		6.55
8	ChSp1		2.00	1.00	1	1	1	1	0	1	1	1	1		3.00
9	3S		4.62 x	0.30	1	0	0	1	0	1	0	1	0		4.92
10	SiSt3		3.30	0.36	1	0	0	1	1	1	1	0	1		3.66
11	3Lo<	<	3.96 x	-0.70	0	-1	-1	-1	-1	-1	-1	-1	-1		3.26
12	CCoSp4		3.50	0.29	1	0	1	1	0	2	1	0	0		3.79
			43.01												44.58

Program Components	Factor												
Skating Skills	1.60	5.75	6.25	6.50	6.25	5.75	6.75	6.50	5.75	6.00			6.14
Transition / Linking Footwork	1.60	5.50	5.50	6.25	6.00	5.75	6.75	6.50	5.50	5.75			5.89
Performance / Execution	1.60	5.50	5.75	7.00	6.50	5.50	6.50	6.25	5.50	5.75			5.96
Choreography / Composition	1.60	5.50	5.75	6.50	6.50	5.75	6.50	6.50	5.50	6.00			6.07
Interpretation	1.60	5.50	6.00	6.50	6.25	5.75	6.75	6.50	5.25	6.00			6.07
Judges Total Program Component Score (factored)												48.20	

Deductions: **0.00**

< Under-rotated jump << Downgraded jump x Credit for highlight distribution, base value multiplied by 1.1 e Jump take off with wrong edge

ISU World Figure Skating Championships 2011

LADIES FREE SKATING JUDGES DETAILS PER SKATER

Rank	Name	Nation	Starting Number	Total Segment Score	Total Element Score	Total Program Component Score (factored)	Total Deductions
19	Juulia TURKKILA	FIN	4	90.98	46.91	44.07	0.00

#	Executed Elements	Info	Base Value	GOE	The Judges Panel (in random order)									Ref	Scores of Panel
1	2A		3.30	0.14	1	0	0	0	0	0	1	0	1		3.44
2	3T+2T		5.50	0.40	1	1	1	1	0	0	0	0	1		5.90
3	3S+2T		5.60	0.00	0	0	0	0	0	0	0	1	0		5.60
4	3S		4.20	0.40	1	1	1	1	0	0	1	0	1	0	4.60
5	FCSp3		2.80	0.00	0	0	0	0	0	0	0	1	0		2.80
6	3T		4.10	0.20	0	1	0	0	0	1	0	0	1		4.30
7	2A		3.63 x	0.50	1	1	1	0	1	1	1	1	1		4.13
8	ChSp1		2.00	1.00	1	1	0	1	1	1	1	1	1		3.00
9	2Lz+2T		3.85 x	-0.30	-1	-1	-1	-1	-2	-1	-1	-1	-1		3.55
10	FCoSp3		2.50	0.50	1	1	1	1	1	1	1	1	1		3.00
11	CiSt2		2.30	0.29	0	2	0	0	1	0	1	1	1		2.59
12	CCoSp4		3.50	0.50	1	1	1	2	1	1	0	1	1		4.00
			43.28												46.91

Program Components

Program Components	Factor													
Skating Skills	1.60	6.00	5.50	5.75	5.25	5.25	5.25	5.50	5.50	5.25				5.43
Transition / Linking Footwork	1.60	5.75	5.75	5.50	5.25	4.75	5.00	5.75	5.50	4.75				5.36
Performance / Execution	1.60	6.00	5.75	5.75	5.50	5.25	5.50	5.75	5.50	5.25				5.57
Choreography / Composition	1.60	6.00	5.75	5.50	5.50	5.25	5.25	6.00	5.75	5.25				5.57
Interpretation	1.60	5.75	6.00	5.50	5.50	5.25	5.50	5.75	5.75	5.50				5.61
Judges Total Program Component Score (factored)													44.07	

Deductions:

0.00

x Credit for highlight distribution, base value multiplied by 1.1

Rank	Name	Nation	Starting Number	Total Segment Score	Total Element Score	Total Program Component Score (factored)	Total Deductions
20	Ira VANNUT	BEL	10	89.05	47.31	42.74	-1.00

#	Executed Elements	Info	Base Value	GOE	The Judges Panel (in random order)									Ref	Scores of Panel
1	3Lz		6.00	-2.10	-3	-3	-3	-3	-3	-3	-3	-3	-3		3.90
2	3Lz+2T		7.40	0.00	0	0	1	0	0	0	0	0	0		7.40
3	3F<	<	3.70	-0.70	-1	-1	-1	-1	-1	-1	-1	-1	-1		3.00
4	LSp4		2.70	0.36	0	1	1	1	1	0	1	0	1		3.06
5	3Lo<+2Lo	<	5.40	-0.70	-1	-1	-1	-1	-1	-1	-1	-1	-1		4.70
6	2A		3.63 x	0.29	1	1	1	1	1	0	0	0	0		3.92
7	CiSt2		2.30	0.14	1	0	0	0	1	0	0	0	1		2.44
8	3S		4.62 x	0.50	0	1	1	1	1	0	0	1	1		5.12
9	2A<+2T+2Lo<	<	5.50 x	-0.86	-2	-1	-2	-1	-2	-2	-2	-1	-2		4.64
10	ChSp1		2.00	0.29	1	0	1	0	1	0	0	0	0		2.29
11	FCSp4		3.20	0.00	0	1	0	0	0	0	0	0	0		3.20
12	CCoSp4		3.50	0.14	0	1	1	0	1	0	0	0	0		3.64
			49.95												47.31

Program Components

Program Components	Factor													
Skating Skills	1.60	5.50	5.50	6.00	5.50	5.50	5.25	5.25	5.75	5.25				5.46
Transition / Linking Footwork	1.60	5.25	5.25	5.75	5.00	5.25	5.00	5.00	5.50	4.75				5.18
Performance / Execution	1.60	5.50	5.25	6.00	5.25	5.50	5.00	5.00	5.50	5.25				5.32
Choreography / Composition	1.60	5.25	5.50	6.00	5.25	5.50	5.25	5.50	5.25	5.25				5.36
Interpretation	1.60	5.25	5.50	5.75	5.25	5.50	4.75	5.25	5.75	5.25				5.39
Judges Total Program Component Score (factored)													42.74	

Deductions:

Falls: -1.00

-1.00

< Under-rotated jump x Credit for highlight distribution, base value multiplied by 1.1

ISU World Figure Skating Championships 2011

LADIES FREE SKATING JUDGES DETAILS PER SKATER

Rank	Name	Nation	Starting Number	Total Segment Score	Total Element Score	Total Program Component Score (factored)	Total Deductions
21	Cheltzie LEE	AUS	7	85.45	42.85	42.60	0.00

#	Executed Elements	Info	Base Value	GOE	The Judges Panel (in random order)									Ref	Scores of Panel
1	3T+2T+2Lo		7.30	0.80	1	1	1	1	1	2	1	2	1		8.10
2	2Lz		2.10	-0.86	-2	-3	-3	-3	-3	-2	-3	-3	-3		1.24
3	FSSp4		3.00	0.14	0	0	1	1	0	1	0	0	0		3.14
4	3T		4.10	0.50	0	1	0	1	0	1	1	1	1		4.60
5	SIS2		2.30	0.29	1	0	0	1	0	1	1	0	1		2.59
6	3S+2T		6.16 x	-1.20	-2	-1	-2	-2	-2	-1	-2	-2	-1		4.96
7	CCoSp3		3.00	0.00	0	0	1	0	0	0	0	0	0		3.00
8	3S		4.62 x	-0.20	0	0	0	0	-1	-1	0	-1	0		4.42
9	2A		3.63 x	-0.36	-1	-1	1	0	-1	-1	-1	0	-1		3.27
10	LSp3		2.40	0.00	0	0	0	0	0	0	0	0	0		2.40
11	ChSp1		2.00	0.00	0	0	-1	0	0	0	0	0	0		2.00
12	2A		3.63 x	-0.50	-1	-1	-1	-1	-1	-1	-2	-1	-1		3.13
			44.24												42.85

Program Components

Factor

Skating Skills	1.60	6.00	5.25	5.25	5.75	5.25	5.75	5.25	6.00	6.00	5.61
Transition / Linking Footwork	1.60	5.50	4.75	5.00	5.00	5.00	5.25	5.00	5.50	5.50	5.18
Performance / Execution	1.60	5.25	5.00	5.25	5.25	5.25	5.25	5.25	5.50	5.75	5.29
Choreography / Composition	1.60	5.50	4.75	5.00	5.50	5.25	5.75	5.00	6.25	5.50	5.36
Interpretation	1.60	5.00	5.00	5.00	5.25	5.00	5.50	5.25	5.25	5.75	5.18
Judges Total Program Component Score (factored)											42.60

Deductions:

0.00

x Credit for highlight distribution, base value multiplied by 1.1

Rank	Name	Nation	Starting Number	Total Segment Score	Total Element Score	Total Program Component Score (factored)	Total Deductions
22	Elena GLEBOVA	EST	2	78.50	38.29	41.21	-1.00

#	Executed Elements	Info	Base Value	GOE	The Judges Panel (in random order)									Ref	Scores of Panel
1	3Lz		6.00	0.00	0	0	0	0	0	0	0	0	0		6.00
2	3Lo		5.10	-2.10	-3	-3	-3	-3	-3	-3	-3	-3	-3		3.00
3	2A+2T		4.70	0.00	0	0	0	1	0	0	0	0	0		4.70
4	2A		3.30	-1.07	-2	-3	-2	-2	-2	-2	-3	-2	-2		2.23
5	LSp1		1.50	0.29	1	0	0	1	0	0	1	1	1		1.79
6	SIS2		2.30	0.50	1	1	1	1	1	1	1	1	1		2.80
7	ChSp1		2.00	0.86	1	1	1	0	1	0	1	1	1		2.86
8	3S		4.62 x	0.00	0	0	0	0	0	-1	0	0	0		4.62
9	3T		4.51 x	-1.40	-2	-2	-2	-2	-2	-2	-2	-2	-2		3.11
10	3S<+SEQ	<	2.55 x	-1.90	-2	-3	-3	-2	-3	-3	-3	-3	-2		0.65
11	FSSp4		3.00	0.07	0	0	0	1	0	0	0	1	0		3.07
12	CCoSp4		3.50	-0.04	0	0	0	0	-1	0	-1	0	0		3.46
			43.08												38.29

Program Components

Factor

Skating Skills	1.60	5.25	5.25	5.75	5.00	5.00	5.75	5.25	5.25	5.50	5.32
Transition / Linking Footwork	1.60	4.75	5.00	5.50	4.50	4.50	5.50	4.75	4.50	5.00	4.86
Performance / Execution	1.60	5.50	5.25	5.25	5.00	4.75	5.75	5.00	5.00	5.25	5.18
Choreography / Composition	1.60	5.00	5.25	5.50	4.75	4.75	5.50	5.25	5.00	5.50	5.18
Interpretation	1.60	5.25	5.50	5.25	4.75	4.75	5.50	5.25	5.25	5.25	5.21
Judges Total Program Component Score (factored)											41.21

Deductions:

Falls: -1.00

-1.00

< Under-rotated jump x Credit for highlight distribution, base value multiplied by 1.1

ISU World Figure Skating Championships 2011

LADIES FREE SKATING JUDGES DETAILS PER SKATER

Rank	Name	Nation	Starting Number	Total Segment Score	Total Element Score	Total Program Component Score (factored)	Total Deductions
23	Irina MOVCHAN	UKR	1	77.47	39.87	37.60	0.00

#	Executed Elements	Info	Base Value	GOE	The Judges Panel (in random order)								Ref	Scores of Panel	
1	3Lz		6.00	-1.40	-2	-2	-2	-2	-2	-2	-2	-2	-2		4.60
2	3S		4.20	0.20	1	1	0	0	0	0	1	0	0		4.40
3	3T+2T+2T		6.90	0.00	0	0	0	0	0	0	0	0	1		6.90
4	FCSp4		3.20	0.14	0	0	0	1	1	1	0	0	0		3.34
5	2A		3.30	-0.64	-1	-1	-2	-2	-2	-1	-1	-1	-1		2.66
6	ChSp1		2.00	0.00	0	1	0	0	0	0	0	0	0		2.00
7	3S+2T		6.16	x 0.00	0	0	0	0	0	1	0	0	0		6.16
8	2T		1.54	x 0.03	0	0	0	0	0	0	0	1	1		1.57
9	1A		1.21	x 0.00	0	0	0	0	0	0	0	0	0		1.21
10	LSp3		2.40	0.00	0	0	0	0	0	0	0	0	0		2.40
11	SiSt2		2.30	0.00	0	0	0	0	0	0	0	0	1		2.30
12	CCoSp2		2.50	-0.17	-1	0	-1	-1	0	0	0	-1	-1		2.33
			41.71											39.87	

Program Components

	Factor											
Skating Skills	1.60	4.25	5.25	4.50	4.50	5.25	5.50	5.00	5.00	5.00	4.75	4.89
Transition / Linking Footwork	1.60	4.00	5.00	3.75	4.25	4.75	5.00	4.75	4.75	4.75	4.00	4.50
Performance / Execution	1.60	4.00	5.25	4.25	4.50	5.00	5.25	5.00	5.00	4.50	4.50	4.79
Choreography / Composition	1.60	4.50	5.00	4.50	4.25	5.25	5.00	4.50	5.00	4.50	4.50	4.71
Interpretation	1.60	3.50	4.75	4.25	4.25	5.00	5.00	4.75	4.75	4.50	4.61	
Judges Total Program Component Score (factored)												37.60

Deductions:

0.00

x Credit for highlight distribution, base value multiplied by 1.1

Rank	Name	Nation	Starting Number	Total Segment Score	Total Element Score	Total Program Component Score (factored)	Total Deductions
24	Jenna MCCORKELL	GBR	6	75.77	33.55	42.22	0.00

#	Executed Elements	Info	Base Value	GOE	The Judges Panel (in random order)								Ref	Scores of Panel	
1	2Lz		2.10	-0.60	-2	-2	-2	-2	-2	-2	-2	-2	-2		1.50
2	3F		5.30	0.00	0	0	0	0	0	0	0	0	0		5.30
3	3T		4.10	-1.80	-2	-3	-3	-2	-3	-2	-3	-2	-3		2.30
4	FSSp4		3.00	0.50	0	1	1	1	1	1	1	1	1		3.50
5	ChSp1		2.00	0.14	0	0	1	0	0	0	1	0	0		2.14
6	1Lo		0.55	x -0.04	0	-1	-1	0	-1	0	1	0	-1		0.51
7	2F+SEQ		1.58	x -0.60	-1	-2	-2	-2	-2	-2	-2	-2	-2		0.98
8	3T<+2T+2T<	<	5.83	x -1.30	-2	-2	-2	-1	-2	-2	-2	-2	-1		4.53
9	2A+2A+SEQ		5.81	x -1.00	-2	-2	-1	-2	-2	-2	-2	-2	-2		4.81
10	CCoSp3		3.00	0.00	0	0	0	0	0	0	1	0	0		3.00
11	SiSt2		2.30	0.07	0	0	0	0	0	1	1	0	0		2.37
12	LSp3		2.40	0.21	1	0	1	1	1	0	0	0	0		2.61
			37.97											33.55	

Program Components

	Factor											
Skating Skills	1.60	5.25	6.00	5.50	5.25	5.50	5.50	5.75	5.75	5.25	5.50	5.50
Transition / Linking Footwork	1.60	5.00	4.50	5.00	4.75	5.00	5.00	5.50	5.50	5.25	4.75	4.96
Performance / Execution	1.60	5.25	6.00	4.75	5.00	5.25	5.50	5.50	5.75	5.00	5.32	
Choreography / Composition	1.60	4.75	5.25	5.00	5.00	5.50	5.50	5.50	5.75	5.25	5.29	
Interpretation	1.60	5.25	5.50	4.75	5.00	5.25	5.25	5.75	5.75	5.25	5.32	
Judges Total Program Component Score (factored)												42.22

Deductions:

0.00

< Under-rotated jump x Credit for highlight distribution, base value multiplied by 1.1



ISU WORLD FIGURE SKATING CHAMPIONSHIPS® 2011

April 25 – May 1, 2011 – Moscow / Russia

ISU World Figure Skating Championships 2011



ICE DANCE

Ice Palace MEGASPORT	29 Apr 2011 30 Apr 2011	Short Dance Free Dance
-----------------------------	----------------------------	---------------------------

Size of Skating Area	:	30m*60m
Ice Conditions	:	very good
Number of Entries	:	25
Number of Participants	:	25

Entry Withdrawn	:	
-----------------	---	--

Short Dance			
Duration	:	2:50	+ - 10 Sec.
Segment Factor	:	1.00	
Program Component Factors			
	Skating Skills		0.80
	Transitions/Linking Footwork/Movements		0.70
	Performance/Execution		0.70
	Composition/Choreography		0.80
	Interpretation/Timing		1.00

Free Dance			
Duration	:	4:00	+ - 10 Sec.
Segment Factor	:	1.00	
Program Components Factors			
	Skating Skills		1.25
	Transitions/Linking Footwork/Movements		1.75
	Performance/Execution		1.00
	Composition/Choreography		1.00
	Interpretation/Timing		1.00

Official ISU Sponsors





ISU WORLD FIGURE SKATING CHAMPIONSHIPS® 2011

April 25 – May 1, 2011 – Moscow / Russia



ISU World Figure Skating Championships 2011

PANEL OF JUDGES

ICE DANCE - SHORT DANCE

Officials

Technical Controller	Ms. Linda LEAVER	ISU
Technical Specialist	Ms. Ayako HIGASHINO	ISU
Assistant Technical Specialist	Mr. Sergei PONOMARENKO	ISU

Judges

Referee	Ms. Janet COTON	ISU
Judges	Ms. Katalin ALPERN	ISU
	Mr. Christopher BUCHANAN	ISU
	Ms. Elizabeth CLARK	ISU
	Ms. Christl HEIDLER	ISU
	Ms. Christine HURTH	ISU
	Ms. Mayumi KATO	ISU
	Ms. Wendy LANGTON	ISU
	Mr. Peeter LAUR	ISU
Ms. Sharon ROGERS	ISU	

Data/Replay Operator

	Mr. Alexander KUZNETSOV	ISU
	Mr. Eugen LARASSER	ISU

printed at: 29/04/2011 18:10:35

Official ISU Sponsors





ISU WORLD FIGURE SKATING CHAMPIONSHIPS® 2011

April 25 – May 1, 2011 – Moscow / Russia



ISU World Figure Skating Championships 2011

PANEL OF JUDGES

ICE DANCE - FREE DANCE

Officials

Technical Controller	Ms. Linda LEAVER	ISU
Technical Specialist	Ms. Ayako HIGASHINO	ISU
Assistant Technical Specialist	Mr. Sergei PONOMARENKO	ISU

Judges

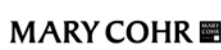
Referee	Ms. Janet COTON	ISU
Judges	Ms. Katalin ALPERN	ISU
	Ms. Christl HEIDLER	ISU
	Ms. Christine HURTH	ISU
	Ms. Mayumi KATO	ISU
	Mr. Peeter LAUR	ISU
	Ms. Irina MEDVEDEVA	ISU
	Mr. Miroslav MISUREC	ISU
	Ms. Sharon ROGERS	ISU
	Ms. Claudia STAHNKE	ISU

Data/Replay Operator

	Mr. Alexander KUZNETSOV	ISU
	Mr. Eugen LARASSER	ISU

printed at: 30/04/2011 17:53:41

Official ISU Sponsors





PODIUM

Dance



1st place
Meryl DAVIS / Charlie WHITE
USA

2nd place
Tessa VIRTUE / Scott MOIR
CAN

3rd place
Maia SHIBUTANI / Alex SHIBUTANI
USA

Official ISU Sponsors





ISU WORLD FIGURE SKATING CHAMPIONSHIPS® 2011
April 25 – May 1, 2011 – Moscow / Russia



ISU World Figure Skating Championships 2011

RESULTS

ICE DANCE FINAL RESULT

Pl.	Name	Nation	Total Score	SD	FD
1	Meryl DAVIS / Charlie WHITE	USA	185.27	2	1
2	Tessa VIRTUE / Scott MOIR	CAN	181.79	1	2
3	Maia SHIBUTANI / Alex SHIBUTANI	USA	163.79	4	3
4	Nathalie PECHALAT / Fabian BOURZAT	FRA	163.54	3	6
5	Kaitlyn WEAVER / Andrew POJE	CAN	160.32	7	4
6	Ekaterina BOBROVA / Dmitri SOLOVIEV	RUS	160.23	5	5
7	Elena ILINYKH / Nikita KATSALAPOV	RUS	154.50	6	10
8	Anna CAPPELLINI / Luca LANOTTE	ITA	153.77	8	9
9	Madison CHOCK / Greg ZUERLEIN	USA	151.86	9	7
10	Vanessa CRONE / Paul POIRIER	CAN	151.13	10	8
11	Nelli ZHIGANSHINA / Alexander GAZSI	GER	140.95	12	11
12	Pernelle CARRON / Lloyd JONES	FRA	140.86	11	12
13	Cathy REED / Chris REED	JPN	133.33	13	13
14	Isabella TOBIAS / Deividas STAGNIUNAS	LTU	131.01	14	14
15	Siobhan HEEKIN-CANEDY / Alexander SHAKALOV	UKR	128.70	15	15
16	Penny COOMES / Nicholas BUCKLAND	GBR	126.29	17	16
17	Xintong HUANG / Xun ZHENG	CHN	123.01	16	17
18	Allison REED / Otar JAPARIDZE	GEO	120.11	19	18
19	Charlene GUIGNARD / Marco FABBRI	ITA	120.02	18	19
20	Louise WALDEN / Owen EDWARDS	GBR	116.52	20	20
Final not Reached					
	Dora TUROCZI / Balazs MAJOR	HUN	45.41	21	
	Lucie MYSLIVECKOVA / Matej NOVAK	CZE	45.02	22	
	Sara HURTADO / Adria DIAZ	ESP	44.98	23	
	Brooke Elizabeth FRIELING / Lionel RUMI	ISR	44.43	24	
	Ramona ELSENER / Florian ROOST	SUI	41.58	25	

Ms. Janet COTON ISU
Referee

Ms. Linda LEAVER ISU
Technical Controller

Printed: 30/04/2011 21:49:10

Official ISU Sponsors



ISU World Figure Skating Championships 2011

RESULTS

ICE DANCE SHORT DANCE

Pl.	Name	Nation	Total Segment Score
1	Tessa VIRTUE / Scott MOIR	CAN	74.29
2	Meryl DAVIS / Charlie WHITE	USA	73.76
3	Nathalie PECHALAT / Fabian BOURZAT	FRA	70.97
4	Maia SHIBUTANI / Alex SHIBUTANI	USA	66.88
5	Ekaterina BOBROVA / Dmitri SOLOVIEV	RUS	65.88
6	Elena ILINYKH / Nikita KATSALAPOV	RUS	65.51
7	Kaitlyn WEAVER / Andrew POJE	CAN	65.07
8	Anna CAPPELLINI / Luca LANOTTE	ITA	64.12
9	Madison CHOCK / Greg ZUERLEIN	USA	61.47
10	Vanessa CRONE / Paul POIRIER	CAN	61.01
11	Pernelle CARRON / Lloyd JONES	FRA	57.68
12	Nelli ZHIGANSHINA / Alexander GAZSI	GER	55.53
13	Cathy REED / Chris REED	JPN	54.86
14	Isabella TOBIAS / Deividas STAGNIUNAS	LTU	53.16
15	Siobhan HEEKIN-CANEDY / Alexander SHAKALOV	UKR	52.31
16	Xintong HUANG / Xun ZHENG	CHN	52.17
17	Penny COOMES / Nicholas BUCKLAND	GBR	51.75
18	Charlene GUIGNARD / Marco FABBRI	ITA	49.80
19	Allison REED / Otar JAPARIDZE	GEO	49.44
20	Louise WALDEN / Owen EDWARDS	GBR	46.73
21	Dora TUROCZI / Balazs MAJOR	HUN	45.41
22	Lucie MYSLIVECKOVA / Matej NOVAK	CZE	45.02
23	Sara HURTADO / Adria DIAZ	ESP	44.98
24	Brooke Elizabeth FRIELING / Lionel RUMI	ISR	44.43
25	Ramona ELSENER / Florian ROOST	SUI	41.58

ISU World Figure Skating Championships 2011

ICE DANCE SHORT DANCE JUDGES DETAILS PER SKATER

Rank	Name	Nation	Starting Number	Total Segment Score	Total Element Score	Total Program Component Score (factored)	Total Deductions
1	Tessa VIRTUE / Scott MOIR	CAN	17	74.29	37.94	36.35	0.00

#	Executed Elements	Info	Base Value	GOE	The Judges Panel (in random order)									Ref	Scores of Panel
1	NtMiSt4		8.00	2.43	2	3	2	3	3	2	2	2	3		10.43
2	GW1Se4		6.00	1.00	2	1	2	2	3	2	2	2	2		7.00
3	GW2Se3		7.00	0.93	1	1	2	2	3	2	2	2	2		7.93
4	STw4		6.00	1.29	2	1	3	3	3	3	2	3	2		7.29
5	SILi4		4.00	1.29	2	3	3	3	3	2	2	2	3		5.29
6	Li+TRANS		0.00	0.00	-	-	-	-	-	-	-	-	-		0.00
			31.00												37.94

Program Components

Factor

Skating Skills	0.80	9.00	8.25	9.50	9.50	9.75	9.00	8.50	8.50	9.00	9.00	9.00	9.00		9.00
Linking Footwork / Movement	0.70	8.75	8.25	9.50	9.00	9.75	9.00	8.50	8.50	8.25	8.75	8.75	8.75		8.82
Performance	0.70	9.50	8.25	9.75	9.75	10.00	9.25	8.75	8.50	8.75	8.75	8.75	8.75		9.18
Choreography	0.80	9.00	8.50	10.00	9.50	10.00	9.25	9.00	8.50	9.00	9.00	9.00	9.00		9.18
Interpretation / Timing	1.00	9.50	8.50	9.75	9.25	10.00	9.25	8.75	8.75	8.75	9.25	9.25	9.25		9.21
Judges Total Program Component Score (factored)															36.35

Deductions:

0.00

Rank	Name	Nation	Starting Number	Total Segment Score	Total Element Score	Total Program Component Score (factored)	Total Deductions
2	Meryl DAVIS / Charlie WHITE	USA	22	73.76	37.36	36.40	0.00

#	Executed Elements	Info	Base Value	GOE	The Judges Panel (in random order)									Ref	Scores of Panel
1	STw3		5.00	0.93	1	2	2	2	1	2	2	2	3		5.93
2	NtMiSt4		8.00	2.14	1	3	2	2	2	2	2	3	2		10.14
3	GW1Se4		6.00	1.00	2	2	2	2	2	3	2	2	2		7.00
4	GW2Se4		8.00	1.00	2	2	2	2	2	2	2	2	2		9.00
5	RoLi4		4.00	1.29	2	2	2	3	3	3	3	3	2		5.29
6	Li+TRANS		0.00	0.00	-	-	-	-	-	-	-	-	-		0.00
			31.00												37.36

Program Components

Factor

Skating Skills	0.80	8.50	9.25	8.50	9.25	9.00	9.00	9.25	9.25	9.00	9.00	9.00	9.00		9.04
Linking Footwork / Movement	0.70	8.50	9.00	8.50	9.00	9.25	8.75	9.25	9.50	8.75	9.50	8.75	8.75		8.93
Performance	0.70	8.50	9.25	8.75	9.25	9.25	9.00	9.25	9.50	9.25	9.50	9.25	9.25		9.14
Choreography	0.80	8.75	9.00	8.75	9.50	9.00	9.25	9.50	9.50	9.00	9.50	9.00	9.00		9.14
Interpretation / Timing	1.00	8.50	9.25	8.75	9.50	9.25	9.00	9.50	9.50	9.75	9.25	9.25	9.25		9.21
Judges Total Program Component Score (factored)															36.40

Deductions:

0.00

Rank	Name	Nation	Starting Number	Total Segment Score	Total Element Score	Total Program Component Score (factored)	Total Deductions
3	Nathalie PECHALAT / Fabian BOURZAT	FRA	25	70.97	36.93	34.04	0.00

#	Executed Elements	Info	Base Value	GOE	The Judges Panel (in random order)									Ref	Scores of Panel
1	STw4		6.00	1.07	2	2	2	2	2	3	1	3		7.07	
2	NtMiSt4		8.00	2.00	2	2	2	2	2	3	2	2		10.00	
3	GW2Se4		8.00	1.00	2	2	2	2	2	2	2	2		9.00	
4	GW1Se3		5.00	0.86	2	2	2	2	1	1	1	2	2		5.86
5	RoLi4		4.00	1.00	2	1	2	2	2	2	2	2	2		5.00
			31.00												36.93

Program Components

Factor

Skating Skills	0.80	8.50	8.50	8.50	8.00	8.50	8.75	9.00	8.25	8.25	8.25	8.25	8.25		8.46
Linking Footwork / Movement	0.70	8.25	8.25	8.75	8.25	8.25	8.25	8.75	8.00	8.00	8.00	8.00	8.00		8.29
Performance	0.70	8.75	8.50	9.00	8.00	8.50	8.75	9.25	8.25	8.25	8.25	8.25	8.25		8.57
Choreography	0.80	8.75	8.50	8.75	8.25	8.50	8.75	9.00	8.00	8.00	8.50	8.50	8.50		8.57
Interpretation / Timing	1.00	8.50	8.25	9.25	8.25	8.50	9.00	9.50	8.25	8.50	8.50	8.50	8.50		8.61
Judges Total Program Component Score (factored)															34.04

Deductions:

0.00

ISU World Figure Skating Championships 2011

ICE DANCE SHORT DANCE JUDGES DETAILS PER SKATER

Rank	Name	Nation	Starting Number	Total Segment Score	Total Element Score	Total Program Component Score (factored)	Total Deductions
4	Maia SHIBUTANI / Alex SHIBUTANI	USA	19	66.88	36.14	30.74	0.00

#	Executed Elements	Info	Base Value	GOE	The Judges Panel (in random order)										Ref	Scores of Panel
1	STw4		6.00	1.36	2	3	3	3	2	3	3	3	2		7.36	
2	NtMiSt4		8.00	1.71	1	2	2	2	1	2	2	2	1		9.71	
3	GW1Se4		6.00	0.71	1	2	1	1	1	2	2	2	1		6.71	
4	GW2Se3		7.00	0.43	0	1	1	1	0	1	2	2	0		7.43	
5	CuLi4		4.00	0.93	2	2	2	2	1	2	3	2	1		4.93	
6	Li+TRANS		0.00	0.00	-	-	-	-	-	-	-	-	-		0.00	
			31.00													36.14

Program Components

Factor

Skating Skills	0.80	7.25	8.00	7.75	7.75	7.00	7.50	8.00	8.50	7.50	7.68
Linking Footwork / Movement	0.70	7.25	7.75	7.25	7.50	6.75	7.50	8.00	7.50	7.25	7.43
Performance	0.70	7.50	8.00	7.75	7.75	7.00	7.75	8.25	8.50	7.25	7.75
Choreography	0.80	7.50	8.25	7.25	8.00	7.00	7.75	8.25	8.25	7.75	7.82
Interpretation / Timing	1.00	7.25	8.00	7.75	8.00	7.00	7.50	8.25	9.00	7.25	7.71
Judges Total Program Component Score (factored)											30.74

Deductions:

0.00

Rank	Name	Nation	Starting Number	Total Segment Score	Total Element Score	Total Program Component Score (factored)	Total Deductions
5	Ekaterina BOBROVA / Dmitri SOLOVIEV	RUS	21	65.88	34.51	31.37	0.00

#	Executed Elements	Info	Base Value	GOE	The Judges Panel (in random order)										Ref	Scores of Panel
1	STw4		6.00	0.86	1	2	2	2	2	2	1	2	1		6.86	
2	NtMiSt4		8.00	2.00	2	2	3	2	2	2	2	2	1		10.00	
3	GW1Se3		5.00	0.79	1	2	1	2	2	0	2	2	1		5.79	
4	GW2Se4		8.00	0.36	1	1	1	1	1	0	1	0	0		8.36	
5	RoLi2		2.50	1.00	2	2	2	2	2	2	1	2	2		3.50	
6	Li+TRANS		0.00	0.00	-	-	-	-	-	-	-	-	-		0.00	
			29.50													34.51

Program Components

Factor

Skating Skills	0.80	7.00	8.25	8.75	7.75	7.25	7.50	8.25	8.00	8.25	7.89
Linking Footwork / Movement	0.70	6.50	8.00	8.25	7.75	7.00	7.00	8.00	7.75	7.50	7.57
Performance	0.70	7.25	8.25	9.00	8.00	7.25	7.00	8.25	8.00	8.00	7.86
Choreography	0.80	7.00	8.50	8.75	7.75	7.25	7.00	8.50	8.00	7.75	7.82
Interpretation / Timing	1.00	7.25	8.50	9.00	8.00	7.25	6.75	8.25	8.25	8.50	8.00
Judges Total Program Component Score (factored)											31.37

Deductions:

0.00

Rank	Name	Nation	Starting Number	Total Segment Score	Total Element Score	Total Program Component Score (factored)	Total Deductions
6	Elena ILINYKH / Nikita KATSALAPOV	RUS	24	65.51	34.58	30.93	0.00

#	Executed Elements	Info	Base Value	GOE	The Judges Panel (in random order)										Ref	Scores of Panel
1	STw3		5.00	0.93	1	3	2	3	1	1	3	1	2		5.93	
2	GW1Se4		6.00	0.79	1	2	2	2	1	1	2	1	2		6.79	
3	GW2Se4		8.00	0.43	1	1	1	1	0	0	2	1	1		8.43	
4	SILi4		4.00	1.07	1	2	3	2	2	2	3	2	2		5.07	
5	NtMiSt3		6.50	1.86	2	2	2	3	1	2	2	1	2		8.36	
6	Li+TRANS		0.00	0.00	-	-	-	-	-	-	-	-	-		0.00	
			29.50													34.58

Program Components

Factor

Skating Skills	0.80	7.75	8.00	8.25	8.25	7.75	6.50	8.00	7.00	8.00	7.82
Linking Footwork / Movement	0.70	7.50	7.75	7.75	8.00	7.25	6.75	8.25	6.75	7.25	7.46
Performance	0.70	7.50	8.00	9.00	8.50	7.50	7.25	8.25	7.25	7.00	7.75
Choreography	0.80	8.00	8.00	8.25	8.50	7.75	6.75	8.00	7.00	7.25	7.75
Interpretation / Timing	1.00	7.75	8.25	9.00	8.25	8.00	7.00	8.25	7.25	6.75	7.82
Judges Total Program Component Score (factored)											30.93

Deductions:

0.00

ISU World Figure Skating Championships 2011

ICE DANCE SHORT DANCE JUDGES DETAILS PER SKATER

Rank	Name	Nation	Starting Number	Total Segment Score	Total Element Score	Total Program Component Score (factored)	Total Deductions
7	Kaitlyn WEAVER / Andrew POJE	CAN	16	65.07	35.43	29.64	0.00

#	Executed Elements	Info	Base Value	GOE	The Judges Panel (in random order)								Ref	Scores of Panel	
1	SILi4		4.00	0.93	2	3	3	2	1	2	1	1	2		4.93
2	GW2Se3		7.00	0.57	2	2	1	1	1	1	1	1	1		7.57
3	GW1Se4		6.00	0.50	2	1	1	1	1	1	1	0	1		6.50
4	STw4		6.00	0.86	2	2	2	1	2	2	2	0	1		6.86
5	NtMiSt4		8.00	1.57	2	2	2	2	1	2	1	1	1		9.57
6	Li+TRANS		0.00	0.00	-	-	-	-	-	-	-	-	-		0.00
			31.00											35.43	

Program Components

Factor

Skating Skills	0.80	7.25	7.75	7.25	7.50	7.50	7.50	7.50	7.50	6.75	7.50	7.43
Linking Footwork / Movement	0.70	7.00	7.75	7.25	7.25	7.50	7.25	7.00	7.00	7.00	7.18	
Performance	0.70	7.25	8.00	7.75	7.50	7.75	7.50	7.75	7.25	7.25	7.54	
Choreography	0.80	7.25	8.50	7.50	7.50	7.75	7.50	7.00	7.00	7.00	7.36	
Interpretation / Timing	1.00	7.25	7.75	7.50	7.50	7.50	7.75	7.75	7.25	7.25	7.50	
Judges Total Program Component Score (factored)											29.64	

Deductions:

0.00

Rank	Name	Nation	Starting Number	Total Segment Score	Total Element Score	Total Program Component Score (factored)	Total Deductions
8	Anna CAPPELLINI / Luca LANOTTE	ITA	23	64.12	34.50	29.62	0.00

#	Executed Elements	Info	Base Value	GOE	The Judges Panel (in random order)								Ref	Scores of Panel	
1	GW1Se4		6.00	0.57	2	1	1	1	1	0	1	1	2		6.57
2	GW2Se4		8.00	0.50	1	1	1	1	1	0	1	1	1		8.50
3	NtMiSt3		6.50	1.00	2	1	1	1	1	0	1	1	1		7.50
4	STw4		6.00	0.86	2	2	2	1	2	2	1	2	1		6.86
5	RoLi4		4.00	1.07	2	2	3	1	3	2	2	2	2		5.07
			30.50											34.50	

Program Components

Factor

Skating Skills	0.80	7.75	7.25	7.25	6.50	7.25	6.75	7.50	7.50	7.50	7.29
Linking Footwork / Movement	0.70	7.25	7.00	7.25	6.25	7.25	6.75	7.25	7.50	7.25	7.14
Performance	0.70	7.25	7.50	8.50	6.50	7.75	7.00	7.75	7.50	7.75	7.50
Choreography	0.80	7.50	7.50	7.50	6.50	7.75	6.75	8.00	7.75	7.75	7.50
Interpretation / Timing	1.00	7.50	7.25	8.25	6.50	8.00	7.00	7.75	7.75	7.50	7.54
Judges Total Program Component Score (factored)											29.62

Deductions:

0.00

Rank	Name	Nation	Starting Number	Total Segment Score	Total Element Score	Total Program Component Score (factored)	Total Deductions
9	Madison CHOCK / Greg ZUERLEIN	USA	15	61.47	33.93	27.54	0.00

#	Executed Elements	Info	Base Value	GOE	The Judges Panel (in random order)								Ref	Scores of Panel	
1	NtMiSt3		6.50	1.14	1	1	2	1	1	2	1	1	1		7.64
2	STw4		6.00	0.64	0	2	1	1	2	2	1	1	1		6.64
3	GW1Se4		6.00	0.50	0	1	1	1	2	1	1	1	1		6.50
4	GW2Se4		8.00	0.36	1	1	0	1	1	1	0	1	0		8.36
5	RoLi4		4.00	0.79	1	2	2	2	2	3	1	1	1		4.79
			30.50											33.93	

Program Components

Factor

Skating Skills	0.80	6.50	6.75	6.75	6.75	7.25	7.25	6.75	6.50	7.00	6.82
Linking Footwork / Movement	0.70	6.50	7.00	6.50	6.50	7.00	7.25	6.25	6.50	6.75	6.68
Performance	0.70	6.75	6.75	7.00	6.75	7.25	7.50	7.00	6.75	7.25	6.96
Choreography	0.80	6.50	7.00	6.75	6.50	7.50	7.50	6.50	6.50	7.25	6.86
Interpretation / Timing	1.00	6.75	7.00	7.00	6.75	7.50	7.75	7.00	6.75	7.25	7.04
Judges Total Program Component Score (factored)											27.54

Deductions:

0.00

ISU World Figure Skating Championships 2011

ICE DANCE SHORT DANCE JUDGES DETAILS PER SKATER

Rank	Name	Nation	Starting Number	Total Segment Score	Total Element Score	Total Program Component Score (factored)	Total Deductions
10	Vanessa CRONE / Paul POIRIER	CAN	18	61.01	31.85	29.16	0.00

#	Executed Elements	Info	Base Value	GOE	The Judges Panel (in random order)								Ref	Scores of Panel	
1	RoLi4		4.00	0.93	1	2	2	1	2	2	2	2	2	2	4.93
2	GW1Se4		6.00	0.50	0	1	1	1	1	1	1	1	1	1	6.50
3	GW2Se4		8.00	0.64	0	1	1	1	2	1	1	2	2		8.64
4	NtMiSt3		6.50	1.71	1	2	2	1	2	2	2	1	2		8.21
5	Li+TRANS		0.00	0.00	-	-	-	-	-	-	-	-	-	-	0.00
6	STw2		4.00	-0.43	-1	-1	-1	-1	0	-1	-1	-1	0		3.57
			28.50											31.85	

Program Components

	Factor											
Skating Skills	0.80	6.50	7.50	7.50	7.50	7.75	7.00	7.50	7.75	7.00		7.39
Linking Footwork / Movement	0.70	6.25	7.50	7.75	7.25	7.50	7.00	7.50	7.50	7.00		7.32
Performance	0.70	6.75	7.50	7.25	7.25	7.75	7.00	7.50	7.50	7.00		7.29
Choreography	0.80	6.25	7.25	7.25	7.25	7.75	7.25	6.25	7.75	7.25		7.18
Interpretation / Timing	1.00	6.75	7.25	7.00	7.50	7.50	7.00	7.50	7.75	7.25		7.29
Judges Total Program Component Score (factored)												29.16

Deductions:

0.00

Rank	Name	Nation	Starting Number	Total Segment Score	Total Element Score	Total Program Component Score (factored)	Total Deductions
11	Pernelle CARRON / Lloyd JONES	FRA	20	57.68	30.28	27.40	0.00

#	Executed Elements	Info	Base Value	GOE	The Judges Panel (in random order)								Ref	Scores of Panel	
1	STw4		6.00	0.29	0	0	0	1	1	1	1	0	2		6.29
2	GW1Se4		6.00	0.43	0	0	1	0	1	2	2	1	1		6.43
3	GW2Se3		7.00	0.21	0	0	1	0	0	1	1	0	1		7.21
4	RoLi3		3.50	0.64	1	1	2	1	2	1	1	1	2		4.14
5	NtMiSt3		6.50	-0.29	-1	1	-1	0	0	0	0	0	-1		6.21
6	Li+TRANS		0.00	0.00	-	-	-	-	-	-	-	-	-		0.00
			29.00											30.28	

Program Components

	Factor											
Skating Skills	0.80	6.50	6.50	7.00	6.25	6.00	7.50	7.50	7.25	7.25		6.89
Linking Footwork / Movement	0.70	6.00	6.50	6.75	6.25	6.00	7.25	6.75	7.00	7.00		6.61
Performance	0.70	6.50	6.75	7.00	6.50	6.00	7.25	7.25	7.00	7.00		6.86
Choreography	0.80	6.50	7.00	7.25	6.00	6.00	7.50	7.25	7.25	7.50		6.96
Interpretation / Timing	1.00	6.25	6.75	7.25	6.25	5.75	7.25	7.50	7.25	7.25		6.89
Judges Total Program Component Score (factored)												27.40

Deductions:

0.00

Rank	Name	Nation	Starting Number	Total Segment Score	Total Element Score	Total Program Component Score (factored)	Total Deductions
12	Nelli ZHIGANSHINA / Alexander GAZSI	GER	10	55.53	29.14	26.39	0.00

#	Executed Elements	Info	Base Value	GOE	The Judges Panel (in random order)								Ref	Scores of Panel	
1	STw2		4.00	0.14	1	0	0	-1	0	0	1	1	0		4.14
2	NtMiSt3		6.50	0.86	1	1	1	0	1	0	1	1	1		7.36
3	GW1Se4		6.00	0.07	0	0	0	-1	0	0	1	0	1		6.07
4	GW2Se3		7.00	0.00	0	0	0	-1	0	0	0	0	0		7.00
5	RoLi4		4.00	0.57	1	2	1	0	2	1	1	1	1		4.57
			27.50											29.14	

Program Components

	Factor											
Skating Skills	0.80	6.25	7.00	6.00	5.25	6.75	7.00	7.00	6.75	6.50		6.61
Linking Footwork / Movement	0.70	6.00	6.75	5.75	5.50	6.75	6.75	6.75	6.75	6.00		6.39
Performance	0.70	6.25	6.50	5.75	5.50	6.50	7.00	6.75	7.00	6.50		6.46
Choreography	0.80	6.25	7.25	6.00	5.50	7.00	7.25	7.25	7.00	6.50		6.75
Interpretation / Timing	1.00	6.50	6.50	6.00	5.75	7.00	7.00	7.25	7.00	7.00		6.71
Judges Total Program Component Score (factored)												26.39

Deductions:

0.00

ISU World Figure Skating Championships 2011

ICE DANCE SHORT DANCE JUDGES DETAILS PER SKATER

Rank	Name	Nation	Starting Number	Total Segment Score	Total Element Score	Total Program Component Score (factored)	Total Deductions
13	Cathy REED / Chris REED	JPN	7	54.86	30.00	24.86	0.00

#	Executed Elements	Info	Base Value	GOE	The Judges Panel (in random order)								Ref	Scores of Panel	
1	SILi4		4.00	0.36	1	0	1	1	1	0	1	0	1		4.36
2	GW1Se3		5.00	0.21	0	0	0	0	1	0	1	1	1		5.21
3	GW2Se3		7.00	0.07	0	-1	0	1	0	0	0	1	0		7.07
4	STw4		6.00	0.29	0	0	1	0	1	0	2	1	1		6.29
5	NtMiSt3		6.50	0.57	0	0	1	1	1	0	1	1	0		7.07
6	Li+TRANS		0.00	0.00	-	-	-	-	-	-	-	-	-		0.00
			28.50											30.00	

Program Components

	Factor												
Skating Skills	0.80	5.75	5.75	6.50	6.50	6.25	6.50	6.50	6.50	5.75	5.50		6.14
Linking Footwork / Movement	0.70	5.50	5.75	6.25	6.25	6.00	6.25	6.25	6.00	5.00		6.00	
Performance	0.70	6.00	6.00	6.50	6.50	6.25	6.50	6.75	6.25	5.50		6.29	
Choreography	0.80	5.75	6.00	6.75	6.75	6.50	6.25	6.25	6.50	5.00		6.29	
Interpretation / Timing	1.00	6.00	6.25	6.75	6.50	6.50	6.50	6.50	6.00	5.50		6.32	
Judges Total Program Component Score (factored)													24.86

Deductions:

0.00

Rank	Name	Nation	Starting Number	Total Segment Score	Total Element Score	Total Program Component Score (factored)	Total Deductions
14	Isabella TOBIAS / Deividas STAGNIUNAS	LTU	5	53.16	28.50	24.66	0.00

#	Executed Elements	Info	Base Value	GOE	The Judges Panel (in random order)								Ref	Scores of Panel	
1	GW1Se4		6.00	0.43	1	0	1	0	1	1	1	1	1		6.43
2	GW2Se2		6.00	0.21	0	0	1	0	1	0	1	-1	1		6.21
3	STw4		6.00	-0.21	-1	-1	1	-1	1	-1	0	-1	0		5.79
4	RoLi4		4.00	0.64	1	1	2	0	2	1	1	2	1		4.64
5	NtMiSt2		5.00	0.43	0	0	1	0	1	0	1	0	1		5.43
6	Li+TRANS		0.00	0.00	-	-	-	-	-	-	-	-	-		0.00
			27.00											28.50	

Program Components

	Factor												
Skating Skills	0.80	6.50	5.25	6.25	6.00	6.50	4.50	6.75	6.25	6.50		6.18	
Linking Footwork / Movement	0.70	6.25	5.00	6.00	5.75	6.25	4.00	6.50	5.75	6.75		5.93	
Performance	0.70	6.50	5.25	6.50	6.25	6.50	5.00	6.50	5.75	6.50		6.18	
Choreography	0.80	6.25	5.50	6.50	6.50	6.75	4.75	6.75	6.00	7.00		6.32	
Interpretation / Timing	1.00	6.25	5.25	6.50	6.25	6.75	5.00	6.75	5.75	6.50		6.18	
Judges Total Program Component Score (factored)													24.66

Deductions:

0.00

Rank	Name	Nation	Starting Number	Total Segment Score	Total Element Score	Total Program Component Score (factored)	Total Deductions
15	Siobhan HEEKIN-CANEDY / Alexander SHAKALOV	UKR	12	52.31	28.86	23.45	0.00

#	Executed Elements	Info	Base Value	GOE	The Judges Panel (in random order)								Ref	Scores of Panel	
1	GW1Se4		6.00	0.21	1	0	0	0	1	1	0	1	0		6.21
2	GW2Se3		7.00	0.00	0	0	0	-1	1	1	0	0	-1		7.00
3	STw4		6.00	0.36	1	0	1	0	1	1	1	1	0		6.36
4	RoLi4		4.00	0.00	0	0	0	0	0	0	0	1	0		4.00
5	NtMiSt2		5.00	0.29	1	1	0	0	1	0	0	0	0		5.29
6	Li+TRANS		0.00	0.00	-	-	-	-	-	-	-	-	-		0.00
			28.00											28.86	

Program Components

	Factor												
Skating Skills	0.80	6.25	6.50	5.75	5.25	6.25	6.50	6.50	5.50	4.50		6.00	
Linking Footwork / Movement	0.70	6.00	6.25	5.50	5.50	6.00	6.00	6.50	5.00	4.25		5.75	
Performance	0.70	6.00	6.25	5.75	5.25	6.00	6.25	6.75	5.25	4.50		5.82	
Choreography	0.80	6.25	6.50	5.50	5.25	6.00	6.25	6.75	5.25	4.75		5.86	
Interpretation / Timing	1.00	6.00	6.50	5.50	5.50	6.25	6.00	6.50	5.25	4.75		5.86	
Judges Total Program Component Score (factored)													23.45

Deductions:

0.00

ISU World Figure Skating Championships 2011

ICE DANCE SHORT DANCE JUDGES DETAILS PER SKATER

Rank	Name	Nation	Starting Number	Total Segment Score	Total Element Score	Total Program Component Score (factored)	Total Deductions
16	Xintong HUANG / Xun ZHENG	CHN	14	52.17	27.71	24.46	0.00

#	Executed Elements	Info	Base Value	GOE	The Judges Panel (in random order)								Ref	Scores of Panel	
1	STw3		5.00	0.57	1	1	2	1	2	1	1	1	1		5.57
2	NtMiSt2		5.00	0.71	0	1	1	0	2	-1	2	1	0		5.71
3	GW1Se3		5.00	0.07	0	0	1	0	0	0	1	0	0		5.07
4	GW2Se3		7.00	0.00	0	1	0	0	1	-1	0	0	-1		7.00
5	RoLi4		4.00	0.36	0	2	1	0	1	2	0	1	0		4.36
6	Li+TRANS		0.00	0.00	-	-	-	-	-	-	-	-	-		0.00
			26.00											27.71	

Program Components

Factor

Skating Skills	0.80	6.00	6.00	7.00	6.00	6.50	5.75	6.50	6.00	5.75	6.11
Linking Footwork / Movement	0.70	5.75	6.00	6.00	6.00	6.25	5.50	6.25	5.75	5.25	5.89
Performance	0.70	5.75	6.25	7.00	6.25	6.75	5.50	6.50	6.00	5.25	6.14
Choreography	0.80	6.00	6.50	6.50	6.00	7.00	6.00	6.50	6.00	5.50	6.21
Interpretation / Timing	1.00	6.00	6.50	7.00	6.25	6.75	5.75	6.50	5.50	5.50	6.18
Judges Total Program Component Score (factored)											24.46

Deductions:

0.00

Rank	Name	Nation	Starting Number	Total Segment Score	Total Element Score	Total Program Component Score (factored)	Total Deductions
17	Penny COOMES / Nicholas BUCKLAND	GBR	9	51.75	26.79	24.96	0.00

#	Executed Elements	Info	Base Value	GOE	The Judges Panel (in random order)								Ref	Scores of Panel	
1	RoLi4		4.00	0.57	0	2	1	1	1	-1	1	2	3		4.57
2	GW2Se4		8.00	0.14	0	0	1	1	0	0	0	1	0		8.14
3	GW1Se3		5.00	0.29	0	1	1	1	0	0	0	1	1		5.29
4	STw2		4.00	-0.50	-1	-1	-1	0	-2	-1	-1	-1	-1		3.50
5	NtMiSt2		5.00	0.29	0	0	1	1	0	0	0	1	0		5.29
6	Li+TRANS		0.00	0.00	-	-	-	-	-	-	-	-	-		0.00
			26.00											26.79	

Program Components

Factor

Skating Skills	0.80	6.50	6.25	6.00	6.50	6.25	5.50	5.75	6.75	6.25	6.21
Linking Footwork / Movement	0.70	6.25	6.25	5.75	6.50	6.25	5.50	5.50	7.00	6.00	6.07
Performance	0.70	6.75	6.25	6.25	6.50	6.00	5.50	5.75	7.25	6.25	6.25
Choreography	0.80	6.75	6.50	6.25	6.75	6.00	5.75	5.75	7.50	5.75	6.25
Interpretation / Timing	1.00	6.75	6.25	6.25	6.75	6.25	5.75	6.00	7.00	6.25	6.36
Judges Total Program Component Score (factored)											24.96

Deductions:

0.00

Rank	Name	Nation	Starting Number	Total Segment Score	Total Element Score	Total Program Component Score (factored)	Total Deductions
18	Charlene GUIGNARD / Marco FABBR	ITA	4	49.80	28.21	21.59	0.00

#	Executed Elements	Info	Base Value	GOE	The Judges Panel (in random order)								Ref	Scores of Panel	
1	STw4		6.00	-0.36	0	0	-1	-1	0	-1	-1	-1	-1		5.64
2	GW1Se4		6.00	0.07	0	0	0	-1	1	0	1	0	0		6.07
3	GW2Se3		7.00	-0.07	0	0	0	-1	0	-1	0	0	0		6.93
4	NtMiSt2		5.00	0.43	0	1	1	0	1	0	1	0	0		5.43
5	SILi4		4.00	0.14	0	0	1	0	0	0	1	0	1		4.14
			28.00											28.21	

Program Components

Factor

Skating Skills	0.80	6.00	5.75	5.50	5.00	5.00	3.50	6.00	5.50	5.50	5.46
Linking Footwork / Movement	0.70	5.75	5.50	5.00	5.00	4.75	3.25	6.25	5.50	5.25	5.25
Performance	0.70	6.50	5.75	5.25	5.25	4.75	3.75	6.50	5.25	5.50	5.46
Choreography	0.80	6.25	5.75	5.50	5.25	4.50	3.50	6.50	5.75	5.50	5.50
Interpretation / Timing	1.00	6.00	5.75	5.50	5.00	4.50	3.50	6.25	5.25	5.25	5.32
Judges Total Program Component Score (factored)											21.59

Deductions:

0.00

ISU World Figure Skating Championships 2011

ICE DANCE SHORT DANCE JUDGES DETAILS PER SKATER

Rank	Name	Nation	Starting Number	Total Segment Score	Total Element Score	Total Program Component Score (factored)	Total Deductions
19	Allison REED / Otar JAPARIDZE	GEO	3	49.44	28.29	21.15	0.00

#	Executed Elements	Info	Base Value	GOE	The Judges Panel (in random order)								Ref	Scores of Panel	
1	RoLi4		4.00	0.29	0	0	1	1	1	0	1	2	0		4.29
2	GW1Se4		6.00	-0.07	1	0	0	0	-1	0	0	0	-1		5.93
3	GW2Se3		7.00	-0.14	0	-1	-1	0	0	0	-1	0	0		6.86
4	STw4		6.00	0.21	1	1	0	0	1	0	0	0	1		6.21
5	Li+TRANS		0.00	0.00	-	-	-	-	-	-	-	-	-		0.00
6	NtMiSt2		5.00	0.00	0	0	0	0	1	-1	0	0	0		5.00
			28.00											28.29	

Program Components

Factor

Skating Skills	0.80	5.75	4.75	5.00	4.25	5.50	6.00	5.75	5.75	5.75	5.25		5.39
Linking Footwork / Movement	0.70	5.00	4.25	4.75	3.50	5.25	5.75	5.50	5.50	5.50	5.00		5.04
Performance	0.70	5.50	4.50	4.75	4.25	5.50	5.75	5.75	5.75	5.75	5.00		5.25
Choreography	0.80	5.25	4.75	5.25	3.75	5.75	6.25	5.50	6.00	5.25		5.39	
Interpretation / Timing	1.00	5.75	4.75	4.75	4.25	5.25	6.00	5.50	6.00	5.25		5.32	
Judges Total Program Component Score (factored)													21.15

Deductions:

0.00

Rank	Name	Nation	Starting Number	Total Segment Score	Total Element Score	Total Program Component Score (factored)	Total Deductions
20	Louise WALDEN / Owen EDWARDS	GBR	6	46.73	26.35	20.38	0.00

#	Executed Elements	Info	Base Value	GOE	The Judges Panel (in random order)								Ref	Scores of Panel	
1	STw4		6.00	-0.36	-1	0	-2	-1	-1	0	-1	-1	0		5.64
2	GW1Se4		6.00	-0.07	0	0	-2	0	0	0	0	-1	0		5.93
3	GW2Se3		7.00	0.00	0	0	-1	0	0	0	0	0	0		7.00
4	SILi2		2.50	0.14	0	1	0	0	1	0	0	0	1		2.64
5	NtMiSt2		5.00	0.14	0	1	0	0	0	0	0	0	1		5.14
6	Li+TRANS		0.00	0.00	-	-	-	-	-	-	-	-	-		0.00
			26.50											26.35	

Program Components

Factor

Skating Skills	0.80	5.25	5.50	4.50	5.25	5.50	5.00	5.50	5.25	5.25		5.29
Linking Footwork / Movement	0.70	5.00	5.25	4.75	5.00	5.25	4.75	5.50	5.00	4.75		5.00
Performance	0.70	5.25	5.25	4.75	5.25	5.00	5.00	5.50	5.25	5.00		5.14
Choreography	0.80	5.00	4.75	4.50	5.00	5.25	5.25	5.50	5.25	5.25		5.11
Interpretation / Timing	1.00	5.00	4.75	4.75	5.25	4.75	5.00	5.75	5.00	5.00		4.96
Judges Total Program Component Score (factored)												20.38

Deductions:

0.00

Rank	Name	Nation	Starting Number	Total Segment Score	Total Element Score	Total Program Component Score (factored)	Total Deductions
21	Dora TUROCZI / Balazs MAJOR	HUN	11	45.41	26.00	19.41	0.00

#	Executed Elements	Info	Base Value	GOE	The Judges Panel (in random order)								Ref	Scores of Panel	
1	RoLi4		4.00	0.14	0	1	0	0	0	1	1	0	0		4.14
2	GW1Se3		5.00	-0.50	-2	-1	0	-1	0	-1	-1	-2	-1		4.50
3	GW2Se3		7.00	-0.50	-2	0	0	-1	-1	-1	-1	-2	-1		6.50
4	Li+TRANS		0.00	0.00	-	-	-	-	-	-	-	-	-		0.00
5	STw4		6.00	-0.14	-1	1	0	0	0	0	0	-1	-1		5.86
6	NtMiSt2		5.00	0.00	0	0	0	0	0	0	0	0	0		5.00
			27.00											26.00	

Program Components

Factor

Skating Skills	0.80	3.00	5.00	5.50	4.75	4.75	5.00	5.25	4.50	5.00		4.89
Linking Footwork / Movement	0.70	2.75	5.00	5.25	5.00	4.50	5.00	5.25	4.00	4.50		4.75
Performance	0.70	3.00	5.00	5.50	4.75	4.75	5.25	5.00	4.50	4.50		4.82
Choreography	0.80	3.25	5.25	5.50	5.25	4.50	5.25	5.00	4.25	5.00		4.93
Interpretation / Timing	1.00	2.75	5.25	5.50	5.25	4.75	5.00	5.00	4.00	4.75		4.86
Judges Total Program Component Score (factored)												19.41

Deductions:

0.00

ISU World Figure Skating Championships 2011

ICE DANCE SHORT DANCE JUDGES DETAILS PER SKATER

Rank	Name	Nation	Starting Number	Total Segment Score	Total Element Score	Total Program Component Score (factored)	Total Deductions
------	------	--------	-----------------	---------------------	---------------------	--	------------------

22 Lucie MYSLIVECKOVA / Matej NOVAK CZE 13 45.02 23.80 23.22 -2.00

#	Executed Elements	Info	Base Value	GOE	The Judges Panel (in random order)								Ref	Scores of Panel	
1	GW2Se2		6.00	0.36	1	2	1	1	0	1	0	0	1		6.36
2	GW1Se4		6.00	0.36	1	1	1	1	0	0	1	0	1		6.36
3	NtMiSt2		5.00	-2.71	-2	-3	-2	-3	-3	-3	-3	-2	-3		2.29
4	STw3		5.00	-0.64	-2	-1	0	-1	-2	-1	-2	-1	-1		4.36
5	RoLi4		4.00	0.43	2	1	1	2	0	1	1	0	0		4.43
			26.00											23.80	

Program Components			Factor											
Skating Skills		0.80	6.50	6.50	5.00	6.50	5.50	5.75	6.25	5.50	5.50		5.93	
Linking Footwork / Movement		0.70	7.25	7.00	5.25	6.25	5.25	5.50	6.00	5.25	5.25		5.79	
Performance		0.70	6.75	6.25	4.75	5.50	4.75	5.50	5.00	5.50	5.00		5.36	
Choreography		0.80	7.50	7.50	5.25	7.00	5.25	5.75	6.25	6.00	5.75		6.21	
Interpretation / Timing		1.00	6.50	6.75	5.00	5.75	5.50	5.75	5.50	5.50	5.50		5.71	
Judges Total Program Component Score (factored)														23.22
Deductions:			Falls: -2.00											-2.00

Rank	Name	Nation	Starting Number	Total Segment Score	Total Element Score	Total Program Component Score (factored)	Total Deductions
------	------	--------	-----------------	---------------------	---------------------	--	------------------

23 Sara HURTADO / Adria DIAZ ESP 2 44.98 25.64 19.34 0.00

#	Executed Elements	Info	Base Value	GOE	The Judges Panel (in random order)								Ref	Scores of Panel	
1	GW1Se3		5.00	-0.29	-1	0	-1	-1	0	-1	-1	0	0		4.71
2	GW2Se3		7.00	-0.36	0	0	-2	-1	0	-1	-2	0	-1		6.64
3	STw4		6.00	0.00	0	0	0	0	0	0	-1	1	0		6.00
4	RoLi4		4.00	0.00	0	0	0	0	0	0	-1	0	0		4.00
5	NtMiSt2		5.00	-0.71	0	-1	-1	-1	-1	0	-2	-1	0		4.29
6	Li+TRANS		0.00	0.00	-	-	-	-	-	-	-	-	-		0.00
			27.00											25.64	

Program Components			Factor											
Skating Skills		0.80	5.50	5.00	3.75	4.25	5.00	5.25	4.50	5.25	5.00		4.89	
Linking Footwork / Movement		0.70	5.00	4.50	3.25	3.50	4.25	5.00	5.00	5.00	4.50		4.54	
Performance		0.70	5.50	5.00	4.00	3.75	5.00	5.25	4.75	5.25	4.75		4.86	
Choreography		0.80	5.50	5.25	3.50	4.00	5.00	5.50	5.25	5.50	4.75		5.04	
Interpretation / Timing		1.00	5.25	5.25	3.00	3.75	5.00	5.50	5.00	5.00	4.50		4.82	
Judges Total Program Component Score (factored)														19.34
Deductions:														0.00

Rank	Name	Nation	Starting Number	Total Segment Score	Total Element Score	Total Program Component Score (factored)	Total Deductions
------	------	--------	-----------------	---------------------	---------------------	--	------------------

24 Brooke Elizabeth FRIELING / Lionel RUMI ISR 1 44.43 24.14 20.29 0.00

#	Executed Elements	Info	Base Value	GOE	The Judges Panel (in random order)								Ref	Scores of Panel	
1	GW1Se3		5.00	-0.29	-2	0	1	0	0	-2	-1	0	-1		4.71
2	GW2Se2		6.00	-0.21	-2	-1	0	0	0	-1	-1	0	0		5.79
3	STw3		5.00	-0.43	-1	-1	0	-1	-1	0	-2	-1	-1		4.57
4	NtMiSt2		5.00	-0.14	0	0	0	-1	0	0	-1	1	0		4.86
5	SILi4		4.00	0.21	1	0	1	0	0	0	0	2	1		4.21
6	Li+TRANS		0.00	0.00	-	-	-	-	-	-	-	-	-		0.00
			25.00											24.14	

Program Components			Factor											
Skating Skills		0.80	3.50	5.75	5.50	5.00	5.50	4.50	4.75	5.25	5.50		5.14	
Linking Footwork / Movement		0.70	3.00	5.50	5.00	4.75	5.00	4.25	4.75	5.00	5.25		4.86	
Performance		0.70	3.75	5.50	5.25	5.00	5.25	4.50	5.00	5.25	5.00		5.04	
Choreography		0.80	3.25	5.75	5.25	5.25	5.25	4.50	5.00	5.50	5.50		5.18	
Interpretation / Timing		1.00	3.00	5.75	5.25	5.25	5.25	4.25	5.00	5.50	5.25		5.11	
Judges Total Program Component Score (factored)														20.29
Deductions:														0.00

ISU World Figure Skating Championships 2011

ICE DANCE SHORT DANCE JUDGES DETAILS PER SKATER

Rank	Name	Nation	Starting Number	Total Segment Score	Total Element Score	Total Program Component Score (factored)	Total Deductions
25	Ramona ELSENER / Florian ROOST	SUI	8	41.58	22.93	18.65	0.00

#	Executed Elements	Info	Base Value	GOE	The Judges Panel (in random order)								Ref	Scores of Panel	
1	GW2Se2		6.00	-0.57	-1	-1	-2	-1	-1	-1	-1	-2	0		5.43
2	GW1Se2		4.00	-0.50	-1	-1	-1	-1	-1	-1	-1	-2	0		3.50
3	NtMiSt3		6.50	0.00	0	0	0	0	0	1	0	-1	0		6.50
4	SILi4		4.00	0.00	0	0	0	0	0	0	0	0	0		4.00
5	STw2		4.00	-0.50	-1	-1	-1	-1	-1	-1	-1	-2	-1		3.50
6	Li+TRANS		0.00	0.00	-	-	-	-	-	-	-	-	-		0.00
			24.50												22.93

Program Components

Factor

Skating Skills	0.80	4.75	4.75	3.25	4.75	4.75	4.75	5.00	4.25	5.00		4.71
Linking Footwork / Movement	0.70	4.25	4.50	3.00	4.50	4.50	4.50	4.75	4.50	4.75		4.50
Performance	0.70	5.00	4.75	3.50	4.75	5.00	4.50	4.75	4.25	5.00		4.71
Choreography	0.80	5.00	5.00	3.25	4.75	4.75	4.75	5.00	4.50	5.00		4.82
Interpretation / Timing	1.00	5.25	5.00	3.50	4.25	4.50	4.50	4.00	4.75	5.00		4.57
Judges Total Program Component Score (factored)												18.65

Deductions:

0.00

Printed: 29/04/2011 22:20:26



ISU WORLD FIGURE SKATING CHAMPIONSHIPS® 2011
April 25 – May 1, 2011 – Moscow / Russia



ISU World Figure Skating Championships 2011

RESULTS

ICE DANCE FREE DANCE

Pl.	Name	Nation	Total Segment Score
1	Meryl DAVIS / Charlie WHITE	USA	111.51
2	Tessa VIRTUE / Scott MOIR	CAN	107.50
3	Maia SHIBUTANI / Alex SHIBUTANI	USA	96.91
4	Kaitlyn WEAVER / Andrew POJE	CAN	95.25
5	Ekaterina BOBROVA / Dmitri SOLOVIEV	RUS	94.35
6	Nathalie PECHALAT / Fabian BOURZAT	FRA	92.57
7	Madison CHOCK / Greg ZUERLEIN	USA	90.39
8	Vanessa CRONE / Paul POIRIER	CAN	90.12
9	Anna CAPPELLINI / Luca LANOTTE	ITA	89.65
10	Elena ILINYKH / Nikita KATSALAPOV	RUS	88.99
11	Nelli ZHIGANSHINA / Alexander GAZSI	GER	85.42
12	Pernelle CARRON / Lloyd JONES	FRA	83.18
13	Cathy REED / Chris REED	JPN	78.47
14	Isabella TOBIAS / Deividas STAGNIUNAS	LTU	77.85
15	Siobhan HEEKIN-CANEDY / Alexander SHAKALOV	UKR	76.39
16	Penny COOMES / Nicholas BUCKLAND	GBR	74.54
17	Xintong HUANG / Xun ZHENG	CHN	70.84
18	Allison REED / Otar JAPARIDZE	GEO	70.67
19	Charlene GUIGNARD / Marco FABBRI	ITA	70.22
20	Louise WALDEN / Owen EDWARDS	GBR	69.79

Printed: 30/04/2011 21:48:55

Official ISU Sponsors



ISU World Figure Skating Championships 2011

ICE DANCE FREE DANCE JUDGES DETAILS PER SKATER

Rank	Name	Nation	Starting Number	Total Segment Score	Total Element Score	Total Program Component Score (factored)	Total Deductions
1	Meryl DAVIS / Charlie WHITE	USA	20	111.51	53.78	57.73	0.00

#	Executed Elements	Info	Base Value	GOE	The Judges Panel (in random order)								Ref	Scores of Panel	
1	SILi4		4.00	1.43	3	2	3	3	3	3	3	2	3		5.43
2	CiSt4		8.00	2.14	2	2	3	3	2	2	2	2	2		10.14
3	STw4		6.00	1.50	3	3	3	3	3	3	3	3	3		7.50
4	CuLi4		4.00	1.14	2	2	3	3	2	2	3	2	2		5.14
5	Sp4		5.00	1.36	2	2	3	3	3	3	2	3		6.36	
6	RoLi4		4.00	1.21	3	2	3	3	2	2	3	2	2		5.21
7	DiSt3		6.50	2.14	2	2	3	2	2	2	2	3		8.64	
8	RoLi4		4.00	1.36	2	2	3	3	3	2	3	3		5.36	
9	Li+TRANS		0.00	0.00	-	-	-	-	-	-	-	-		0.00	
			41.50											53.78	

Program Components		Factor												
Skating Skills		1.25	9.50	9.00	9.75	9.75	10.00	9.50	9.50	9.25	9.75		9.57	
Linking Footwork / Movement		1.75	9.50	8.75	9.75	9.75	10.00	9.50	9.50	9.25	9.50		9.54	
Performance		1.00	9.75	9.00	9.75	10.00	9.75	9.75	9.50	9.50	9.75		9.68	
Choreography		1.00	9.75	9.25	10.00	9.75	10.00	9.50	9.75	9.50	10.00		9.75	
Interpretation / Timing		1.00	9.50	9.00	10.00	10.00	9.75	9.50	9.75	9.25	9.75		9.64	
Judges Total Program Component Score (factored)														57.73
Deductions:														0.00

Rank	Name	Nation	Starting Number	Total Segment Score	Total Element Score	Total Program Component Score (factored)	Total Deductions
2	Tessa VIRTUE / Scott MOIR	CAN	19	107.50	51.21	56.29	0.00

#	Executed Elements	Info	Base Value	GOE	The Judges Panel (in random order)								Ref	Scores of Panel	
1	STw4		6.00	1.36	3	3	3	3	3	2	3	2	2		7.36
2	DiSt3		6.50	2.00	2	2	2	2	3	2	2	2	2		8.50
3	RoLi4		4.00	1.50	3	3	3	3	3	3	3	2	3		5.50
4	SILi4		4.00	1.21	2	3	3	3	2	2	3	2	2		5.21
5	CuLi4		4.00	1.21	3	3	3	3	2	2	2	2	2		5.21
6	CiSt3		6.50	1.86	2	2	2	2	2	2	1	1	3		8.36
7	CoSp4		5.00	1.00	2	2	3	2	2	2	2	2	2		6.00
8	RoLi4		4.00	1.07	2	2	3	3	2	2	2	2	2		5.07
9	Li+TRANS		0.00	0.00	-	-	-	-	-	-	-	-	-		0.00
			40.00											51.21	

Program Components		Factor												
Skating Skills		1.25	9.50	9.50	9.50	10.00	9.50	9.25	9.00	9.00	9.00		9.32	
Linking Footwork / Movement		1.75	8.50	9.50	9.50	9.75	9.50	9.00	8.50	8.50	8.75		9.04	
Performance		1.00	10.00	9.75	9.75	10.00	9.75	9.25	9.00	9.00	9.25		9.54	
Choreography		1.00	10.00	9.75	10.00	10.00	9.75	9.50	9.00	8.50	9.50		9.64	
Interpretation / Timing		1.00	9.50	10.00	10.00	10.00	9.75	9.50	9.50	9.25	9.25		9.64	
Judges Total Program Component Score (factored)														56.29
Deductions:														0.00

Rank	Name	Nation	Starting Number	Total Segment Score	Total Element Score	Total Program Component Score (factored)	Total Deductions
3	Maia SHIBUTANI / Alex SHIBUTANI	USA	18	96.91	48.14	48.77	0.00

#	Executed Elements	Info	Base Value	GOE	The Judges Panel (in random order)								Ref	Scores of Panel	
1	Sp4		5.00	0.93	2	2	2	1	2	2	2	1	3		5.93
2	CiSt3		6.50	1.57	2	2	1	1	2	1	2	1	2		8.07
3	CuLi4+RoLi4		8.00	1.93	3	3	2	1	3	2	2	2	2		9.93
4	STw4		6.00	1.00	2	2	1	2	2	2	2	2	2		7.00
5	SILi4		4.00	0.71	2	2	2	1	1	1	1	1	2		4.71
6	DiSt3		6.50	1.14	2	2	1	1	1	1	1	1	1		7.64
7	RoLi4		4.00	0.86	2	2	2	2	1	1	2	2	1		4.86
			40.00											48.14	

Program Components		Factor												
Skating Skills		1.25	8.25	7.75	8.00	8.25	8.25	7.75	8.25	8.50	8.50		8.18	
Linking Footwork / Movement		1.75	8.00	7.50	7.50	8.25	8.25	6.75	8.00	8.25	8.50		7.96	
Performance		1.00	8.50	7.75	7.50	8.50	8.00	8.00	8.00	8.50	8.25		8.14	
Choreography		1.00	8.50	7.75	7.75	8.50	8.50	8.50	8.00	8.75	8.25		8.29	
Interpretation / Timing		1.00	8.50	8.00	7.75	8.25	8.00	8.25	8.00	8.50	8.25		8.18	
Judges Total Program Component Score (factored)														48.77
Deductions:														0.00

ISU World Figure Skating Championships 2011

ICE DANCE FREE DANCE JUDGES DETAILS PER SKATER

Rank	Name	Nation	Starting Number	Total Segment Score	Total Element Score	Total Program Component Score (factored)	Total Deductions
4	Kaitlyn WEAVER / Andrew POJE	CAN	15	95.25	48.51	46.74	0.00

#	Executed Elements	Info	Base Value	GOE	The Judges Panel (in random order)								Ref	Scores of Panel	
1	CiSt4		8.00	1.43	2	2	1	1	1	2	1	2	1		9.43
2	STw4		6.00	0.07	0	1	1	0	0	0	0	0	0		6.07
3	CoSp4		5.00	0.50	2	1	0	1	1	1	1	1	1		5.50
4	RoLi4		4.00	0.93	2	2	2	1	2	2	2	1	2		4.93
5	CuLi4		4.00	0.79	3	1	2	1	1	2	1	2	2		4.79
6	SILi4		4.00	1.07	3	1	2	2	2	2	2	3	2		5.07
7	DiSt3		6.50	1.29	2	1	1	1	2	1	1	2	1		7.79
8	RoLi4		4.00	0.93	2	1	1	2	2	2	2	2	2		4.93
9	Li+TRANS		0.00	0.00	-	-	-	-	-	-	-	-	-		0.00
			41.50											48.51	

Program Components

	Factor											
Skating Skills	1.25	7.75	8.00	7.50	7.25	7.25	7.50	7.75	8.75	8.25		7.71
Linking Footwork / Movement	1.75	7.50	7.75	7.75	7.50	7.25	7.25	7.50	8.50	8.00		7.61
Performance	1.00	8.00	7.75	7.50	7.75	7.50	7.75	7.75	8.75	8.25		7.82
Choreography	1.00	8.00	8.25	7.75	7.25	7.75	7.75	8.00	8.50	8.50		8.00
Interpretation / Timing	1.00	8.00	8.00	7.75	8.00	7.75	7.75	8.00	8.50	8.25		7.96
Judges Total Program Component Score (factored)												46.74

Deductions:

0.00

Rank	Name	Nation	Starting Number	Total Segment Score	Total Element Score	Total Program Component Score (factored)	Total Deductions
5	Ekaterina BOBROVA / Dmitri SOLOVIEV	RUS	17	94.35	45.79	48.56	0.00

#	Executed Elements	Info	Base Value	GOE	The Judges Panel (in random order)								Ref	Scores of Panel	
1	STw4		6.00	0.86	1	2	2	0	3	2	1	2	2		6.86
2	CuLi4		4.00	0.93	2	1	2	2	2	3	1	2	2		4.93
3	CiSt3		6.50	-0.29	-1	-1	1	-1	-1	0	0	0	1		6.21
4	SILi4		4.00	0.71	2	1	2	1	1	2	2	1	0		4.71
5	CoSp4		5.00	0.86	2	1	2	2	1	2	1	2	2		5.86
6	DiSt3		6.50	1.00	1	1	3	0	0	1	1	1	2		7.50
7	RoLi4		4.00	0.93	3	1	2	2	2	2	2	1	2		4.93
8	RoLi4		4.00	0.79	2	2	2	1	1	1	1	2	2		4.79
			40.00											45.79	

Program Components

	Factor												
Skating Skills	1.25	8.50	7.75	9.25	8.00	7.50	8.25	8.25	8.25	8.25	7.50		8.07
Linking Footwork / Movement	1.75	8.25	7.75	9.00	7.50	7.00	8.00	8.00	7.75	7.50			7.82
Performance	1.00	8.75	7.75	9.50	8.25	7.25	8.25	8.50	8.50	7.75			8.25
Choreography	1.00	9.00	8.00	9.25	7.50	7.00	8.50	8.50	8.25	7.75			8.21
Interpretation / Timing	1.00	8.75	8.25	9.25	8.25	7.25	8.50	8.25	8.50	7.75			8.32
Judges Total Program Component Score (factored)												48.56	

Deductions:

0.00

Rank	Name	Nation	Starting Number	Total Segment Score	Total Element Score	Total Program Component Score (factored)	Total Deductions
6	Nathalie PECHALAT / Fabian BOURZAT	FRA	16	92.57	43.00	51.57	-2.00

#	Executed Elements	Info	Base Value	GOE	The Judges Panel (in random order)								Ref	Scores of Panel	
1	CuLi4		4.00	0.86	2	2	1	2	1	2	1	2	3		4.86
2	DiSt3		6.50	2.00	2	2	2	2	2	2	2	2	2		8.50
3	STw4		6.00	1.07	3	2	2	2	2	3	2	2	2		7.07
4	SILi4		4.00	0.86	2	3	2	2	1	2	2	1	1		4.86
5	RoLi4		4.00	1.00	2	2	2	2	2	1	2	2	2		5.00
6	CiSt1		3.50	-1.50	-3	-3	-3	-3	-3	-3	-3	-3	-3		2.00
7	CuLi4		4.00	0.71	1	2	1	2	1	1	2	1	2		4.71
8	CoSp4		5.00	1.00	1	2	2	2	2	2	2	2	2		6.00
9	Li+TRANS		0.00	0.00	-	-	-	-	-	-	-	-	-		0.00
10	Li+TRANS		0.00	0.00	-	-	-	-	-	-	-	-	-		0.00
			37.00											43.00	

Program Components

	Factor												
Skating Skills	1.25	8.50	9.00	8.50	8.75	8.25	8.25	8.25	8.75	8.00			8.46
Linking Footwork / Movement	1.75	8.25	8.50	8.00	8.50	8.25	8.25	8.75	9.00	8.75			8.46
Performance	1.00	8.25	9.00	8.00	9.00	8.50	8.00	8.50	8.75	8.75			8.54
Choreography	1.00	9.00	9.25	8.50	9.50	8.75	8.50	9.00	9.00	9.00			8.93
Interpretation / Timing	1.00	8.50	9.00	8.50	9.00	8.50	8.75	8.50	9.25	8.75			8.71
Judges Total Program Component Score (factored)												51.57	

Deductions:

Falls: -2.00

-2.00

ISU World Figure Skating Championships 2011

ICE DANCE FREE DANCE JUDGES DETAILS PER SKATER

Rank	Name	Nation	Starting Number	Total Segment Score	Total Element Score	Total Program Component Score (factored)	Total Deductions
------	------	--------	-----------------	---------------------	---------------------	--	------------------

7 Madison CHOCK / Greg ZUERLEIN USA 12 90.39 45.65 44.74 0.00

#	Executed Elements	Info	Base Value	GOE	The Judges Panel (in random order)								Ref	Scores of Panel
---	-------------------	------	------------	-----	------------------------------------	--	--	--	--	--	--	--	-----	-----------------

1	STw4		6.00	0.50	2	1	-1	1	1	1	1	1	1	1	6.50
2	CiSt3		6.50	0.86	1	1	0	0	1	1	0	2	2	2	7.36
3	Sp4		5.00	0.64	1	1	1	1	2	1	2	2	1	5.64	
4	SILi4		4.00	0.79	2	0	3	2	2	1	1	2	1	4.79	
5	CuLi4		4.00	0.79	1	1	2	2	0	1	2	2	2	4.79	
6	RoLi4		4.00	0.57	1	1	2	1	1	1	0	2	1	4.57	
7	MiSt3		6.50	0.57	1	0	1	0	0	1	0	1	1	7.07	
8	RoLi4		4.00	0.93	2	1	2	2	1	2	2	2	2	4.93	
9	Li+TRANS		0.00	0.00	-	-	-	-	-	-	-	-	-	0.00	
			40.00											45.65	

Program Components			Factor											
Skating Skills		1.25	8.25	7.50	7.25	7.75	6.75	7.25	7.00	7.25	7.50	7.36		
Linking Footwork / Movement		1.75	8.00	7.25	7.50	7.50	6.50	7.00	7.25	7.25	7.25	7.29		
Performance		1.00	8.25	7.50	7.75	7.75	7.75	7.25	7.00	7.50	7.50	7.50		
Choreography		1.00	8.50	7.75	7.75	8.00	7.00	7.50	7.25	7.50	7.75	7.64		
Interpretation / Timing		1.00	8.25	7.75	7.50	7.75	7.00	7.50	7.75	7.75	7.50	7.64		
Judges Total Program Component Score (factored)														44.74
Deductions:														0.00

Rank	Name	Nation	Starting Number	Total Segment Score	Total Element Score	Total Program Component Score (factored)	Total Deductions
------	------	--------	-----------------	---------------------	---------------------	--	------------------

8 Vanessa CRONE / Paul POIRIER CAN 13 90.12 45.69 44.43 0.00

#	Executed Elements	Info	Base Value	GOE	The Judges Panel (in random order)								Ref	Scores of Panel
---	-------------------	------	------------	-----	------------------------------------	--	--	--	--	--	--	--	-----	-----------------

1	CoSp4		5.00	0.57	1	1	2	1	1	1	1	2	5.57	
2	SILi4		4.00	0.71	1	1	2	2	1	1	2	1	4.71	
3	DiSt3		6.50	1.00	1	1	2	1	1	1	1	1	7.50	
4	STw4		6.00	0.14	1	0	0	1	1	0	0	0	6.14	
5	SeLi4		8.00	1.70	1	2	3	2	2	2	2	2	9.70	
6	SeSt3		6.50	1.00	1	2	2	1	1	1	0	1	7.50	
7	RoLi4		4.00	0.57	1	1	2	1	1	1	2	1	4.57	
8	Li+TRANS		0.00	0.00	-	-	-	-	-	-	-	-	0.00	
9	Li+TRANS		0.00	0.00	-	-	-	-	-	-	-	-	0.00	
			40.00											45.69

Program Components			Factor											
Skating Skills		1.25	7.75	7.25	7.75	7.25	8.00	7.25	7.50	8.00	7.25	7.54		
Linking Footwork / Movement		1.75	7.50	7.25	7.50	6.50	7.00	7.00	6.75	7.75	7.00	7.14		
Performance		1.00	7.75	7.25	7.75	7.00	8.50	7.25	7.00	8.00	7.00	7.43		
Choreography		1.00	7.75	7.50	8.00	7.25	8.00	7.50	6.75	8.00	7.00	7.57		
Interpretation / Timing		1.00	7.75	7.25	8.00	7.25	8.50	7.25	7.25	7.75	7.00	7.50		
Judges Total Program Component Score (factored)														44.43
Deductions:														0.00

Rank	Name	Nation	Starting Number	Total Segment Score	Total Element Score	Total Program Component Score (factored)	Total Deductions
------	------	--------	-----------------	---------------------	---------------------	--	------------------

9 Anna CAPPELLINI / Luca LANOTTE ITA 11 89.65 44.58 45.07 0.00

#	Executed Elements	Info	Base Value	GOE	The Judges Panel (in random order)								Ref	Scores of Panel
---	-------------------	------	------------	-----	------------------------------------	--	--	--	--	--	--	--	-----	-----------------

1	STw4		6.00	0.93	2	2	1	2	2	2	2	1	2	6.93
2	CiSt3		6.50	1.00	1	1	0	1	1	2	1	1	1	7.50
3	SILi4		4.00	0.71	2	1	1	1	1	2	2	0	3	4.71
4	RoLi4		4.00	0.86	1	2	2	2	2	2	1	1	2	4.86
5	DiSt2		5.00	0.86	1	1	1	0	1	2	1	0	1	5.86
6	CuLi4		4.00	0.79	1	1	2	2	1	2	2	1	2	4.79
7	CoSp4		5.00	0.43	1	1	1	0	1	1	1	0	1	5.43
8	RoLi4		4.00	0.50	1	1	1	0	1	2	1	0	2	4.50
9	Li+TRANS		0.00	0.00	-	-	-	-	-	-	-	-	-	0.00
			38.50											44.58

Program Components			Factor											
Skating Skills		1.25	7.75	8.00	7.50	7.25	7.75	7.25	7.25	7.50	8.25	7.57		
Linking Footwork / Movement		1.75	7.00	7.50	7.00	6.25	7.50	7.00	7.00	7.25	8.00	7.18		
Performance		1.00	7.75	7.75	7.75	7.25	7.50	7.75	7.25	7.75	8.25	7.64		
Choreography		1.00	7.75	7.50	7.00	7.00	8.00	7.75	7.50	7.75	8.25	7.61		
Interpretation / Timing		1.00	7.50	8.00	7.25	7.50	8.00	8.00	7.75	7.75	8.50	7.79		
Judges Total Program Component Score (factored)														45.07
Deductions:														0.00

ISU World Figure Skating Championships 2011

ICE DANCE FREE DANCE JUDGES DETAILS PER SKATER

Rank	Name	Nation	Starting Number	Total Segment Score	Total Element Score	Total Program Component Score (factored)	Total Deductions
10	Elena ILINYKH / Nikita KATSALAPOV	RUS	14	88.99	42.47	46.52	0.00

#	Executed Elements	Info	Base Value	GOE	The Judges Panel (in random order)								Ref	Scores of Panel	
1	CuLi4		4.00	0.86	2	2	1	2	1	1	2	3	2		4.86
2	STw2		4.00	0.07	0	1	0	0	-1	1	-1	1	0		4.07
3	CiSt3		6.50	1.14	1	2	1	2	1	0	0	2	1		7.64
4	RoLi4		4.00	0.57	1	1	1	2	1	0	1	2	1		4.57
5	CuLi4+RoLi4		8.00	0.11	1	0	1	0	1	-1	-1	0	0		8.11
6	DiSt3		6.50	0.86	1	1	1	1	1	-1	0	2	1		7.36
7	CoSp4		5.00	0.86	2	2	2	2	1	0	1	2	2		5.86
8	Li+TRANS		0.00	0.00	-	-	-	-	-	-	-	-	-		0.00
			38.00												42.47

Program Components

	Factor													
Skating Skills	1.25	7.50	8.75	8.25	8.00	7.75	7.00	7.50	8.00	7.75				7.82
Linking Footwork / Movement	1.75	7.50	8.25	7.75	7.75	7.50	6.00	7.25	7.75	6.00				7.36
Performance	1.00	7.75	8.50	8.25	7.75	7.75	7.00	7.50	8.25	7.25				7.79
Choreography	1.00	8.00	9.00	8.50	8.25	8.00	6.75	7.75	8.50	7.50				8.07
Interpretation / Timing	1.00	8.00	8.75	8.25	8.25	7.75	7.25	7.50	8.50	7.75				8.00
Judges Total Program Component Score (factored)														46.52

Deductions:

0.00

Rank	Name	Nation	Starting Number	Total Segment Score	Total Element Score	Total Program Component Score (factored)	Total Deductions
11	Nelli ZHIGANSHINA / Alexander GAZSI	GER	9	85.42	44.13	41.29	0.00

#	Executed Elements	Info	Base Value	GOE	The Judges Panel (in random order)								Ref	Scores of Panel	
1	STw4		6.00	0.64	1	3	1	1	1	2	1	1	2		6.64
2	CuLi4		4.00	0.71	2	2	2	1	1	2	1	1	1		4.71
3	CiSt3		6.50	0.71	0	2	1	0	1	1	1	1	0		7.21
4	SILi4		4.00	0.36	2	1	1	0	1	1	0	1	0		4.36
5	Sp4		5.00	0.21	1	1	0	1	0	0	1	0	0		5.21
6	DiSt3		6.50	0.43	1	1	0	0	0	1	1	0	0		6.93
7	RoLi4		4.00	0.57	1	1	2	1	1	2	1	1	0		4.57
8	CuLi4		4.00	0.50	2	1	1	0	1	1	2	1	0		4.50
			40.00												44.13

Program Components

	Factor													
Skating Skills	1.25	7.00	7.25	6.75	6.75	6.50	7.25	7.00	6.50	6.25				6.82
Linking Footwork / Movement	1.75	6.75	7.50	6.75	6.75	6.50	7.00	6.75	6.25	6.00				6.68
Performance	1.00	7.25	7.50	7.25	7.00	6.75	7.25	7.00	6.25	6.00				6.96
Choreography	1.00	7.00	8.00	7.00	7.25	7.00	7.50	7.25	6.50	5.75				7.07
Interpretation / Timing	1.00	7.00	7.50	7.50	6.75	7.00	7.25	7.25	6.50	6.50				7.04
Judges Total Program Component Score (factored)														41.29

Deductions:

0.00

Rank	Name	Nation	Starting Number	Total Segment Score	Total Element Score	Total Program Component Score (factored)	Total Deductions
12	Pernelle CARRON / Lloyd JONES	FRA	10	83.18	41.55	41.63	0.00

#	Executed Elements	Info	Base Value	GOE	The Judges Panel (in random order)								Ref	Scores of Panel	
1	StaLi4		4.00	0.93	1	2	2	2	2	2	2	1	2		4.93
2	STw4		6.00	0.14	0	1	0	0	0	0	2	0	1		6.14
3	DiSt2		5.00	0.86	0	1	1	1	1	1	1	1	0		5.86
4	RoLi4		4.00	0.79	1	2	1	1	2	1	2	2	2		4.79
5	CuLi4+RoLi4		8.00	1.19	1	2	2	1	1	1	1	2	3		9.19
6	CiSt2		5.00	0.43	0	1	1	0	0	0	1	1	0		5.43
7	CoSp4		5.00	0.21	0	1	0	-1	0	0	2	1	1		5.21
8	Li+TRANS		0.00	0.00	-	-	-	-	-	-	-	-	-		0.00
9	Li+TRANS		0.00	0.00	-	-	-	-	-	-	-	-	-		0.00
			37.00												41.55

Program Components

	Factor													
Skating Skills	1.25	6.75	7.00	7.25	6.50	7.00	6.75	7.50	6.00	7.50				6.96
Linking Footwork / Movement	1.75	6.50	7.00	7.00	6.75	6.75	6.50	7.25	6.25	7.25				6.82
Performance	1.00	6.50	7.25	7.25	6.50	7.25	6.75	7.50	6.25	7.25				6.96
Choreography	1.00	6.50	7.50	7.50	6.25	7.25	7.00	7.75	6.00	7.50				7.07
Interpretation / Timing	1.00	6.75	7.25	7.50	6.25	7.00	6.75	7.50	6.25	7.25				6.96
Judges Total Program Component Score (factored)														41.63

Deductions:

0.00

ISU World Figure Skating Championships 2011

ICE DANCE FREE DANCE JUDGES DETAILS PER SKATER

Rank	Name	Nation	Starting Number	Total Segment Score	Total Element Score	Total Program Component Score (factored)	Total Deductions
13	Cathy REED / Chris REED	JPN	8	78.47	41.64	37.83	-1.00

#	Executed Elements	Info	Base Value	GOE	The Judges Panel (in random order)								Ref	Scores of Panel	
1	SILi4		4.00	0.50	1	1	1	1	1	1	1	1	0		4.50
2	STw4		6.00	0.29	1	1	1	1	0	1	0	0	0		6.29
3	CuLi4+RoLi4		8.00	1.06	2	2	1	2	1	1	0	1	1		9.06
4	CiSt3		6.50	0.57	1	1	0	1	1	-1	0	1	0		7.07
5	CoSp3		4.00	0.00	1	0	-1	0	0	0	0	0	0		4.00
6	MiSt3		6.50	-0.14	1	0	0	1	-1	-1	-1	0	0		6.36
7	RoLi4		4.00	0.36	1	1	2	1	1	0	0	1	0		4.36
8	Li+TRANS		0.00	0.00	-	-	-	-	-	-	-	-	-		0.00
			39.00												41.64

Program Components			Factor											
Skating Skills		1.25	6.75	6.75	6.50	6.25	6.50	5.75	6.00	6.00	6.00			6.29
Linking Footwork / Movement		1.75	6.75	6.50	6.25	6.50	5.75	6.00	5.75	5.75	6.00			6.11
Performance		1.00	6.75	7.00	6.75	6.50	6.50	5.75	5.75	5.75	6.50			6.36
Choreography		1.00	7.00	6.75	6.50	6.75	6.50	6.00	5.50	6.25	6.50			6.46
Interpretation / Timing		1.00	7.25	7.00	6.50	6.75	6.25	6.00	6.00	6.25	6.50			6.46
Judges Total Program Component Score (factored)														37.83
Deductions:			Falls:	-1.00										-1.00

Rank	Name	Nation	Starting Number	Total Segment Score	Total Element Score	Total Program Component Score (factored)	Total Deductions
14	Isabella TOBIAS / Deividas STAGNIUNAS	LTU	7	77.85	39.68	38.17	0.00

#	Executed Elements	Info	Base Value	GOE	The Judges Panel (in random order)								Ref	Scores of Panel	
1	STw3		5.00	0.21	1	1	0	0	0	-1	1	2		5.21	
2	CiSt2		5.00	0.57	0	0	1	1	0	0	1	1	1		5.57
3	SILi4+RoLi4		8.00	1.19	1	1	2	1	2	2	1	1	2		9.19
4	Sp4		5.00	0.50	2	0	1	1	2	1	1	0	1		5.50
5	DiSt2		5.00	0.14	0	0	1	1	0	0	0	0	0		5.14
6	SILi4		4.00	0.43	1	0	1	2	0	1	1	1	1		4.43
7	CuLi4		4.00	0.64	2	0	1	2	0	2	1	1	2		4.64
			36.00												39.68

Program Components			Factor											
Skating Skills		1.25	6.50	6.25	6.75	6.25	6.25	6.50	5.75	6.25	6.75			6.39
Linking Footwork / Movement		1.75	6.00	6.25	6.50	5.75	6.25	6.25	5.50	6.00	6.50			6.14
Performance		1.00	6.50	6.50	6.75	6.25	6.50	6.25	6.00	6.25	6.50			6.39
Choreography		1.00	6.25	6.75	7.00	6.50	6.25	6.50	6.25	6.50	6.75			6.50
Interpretation / Timing		1.00	6.50	6.75	7.00	6.50	6.50	6.25	5.75	6.50	6.75			6.54
Judges Total Program Component Score (factored)														38.17
Deductions:														0.00

Rank	Name	Nation	Starting Number	Total Segment Score	Total Element Score	Total Program Component Score (factored)	Total Deductions
15	Siobhan HEEKIN-CANEDY / Alexander SHAKALOV	UKR	6	76.39	40.70	36.69	-1.00

#	Executed Elements	Info	Base Value	GOE	The Judges Panel (in random order)								Ref	Scores of Panel	
1	RoLi4		4.00	0.43	0	1	1	1	1	0	1	1	1		4.43
2	CoSp4		5.00	0.07	-1	1	0	0	0	0	1	0	0		5.07
3	DiSt3		6.50	0.14	0	1	1	-1	0	-1	0	1	0		6.64
4	STw4		6.00	0.43	1	1	1	1	1	0	1	1	0		6.43
5	CuLi4		4.00	0.14	0	1	1	0	0	0	1	0	0		4.14
6	CiSt2		5.00	0.29	0	1	1	-1	0	0	1	0	0		5.29
7	SILi4+RoLi4		8.00	0.70	0	2	1	0	1	1	2	1	0		8.70
8	Li+TRANS		0.00	0.00	-	-	-	-	-	-	-	-	-		0.00
			38.50												40.70

Program Components			Factor											
Skating Skills		1.25	5.50	6.50	6.50	6.00	6.00	6.00	6.25	6.25	6.50			6.21
Linking Footwork / Movement		1.75	6.00	6.25	6.25	5.75	5.75	5.50	6.25	5.75	6.00			5.96
Performance		1.00	5.50	6.50	6.25	5.75	6.00	5.75	6.50	6.00	6.25			6.07
Choreography		1.00	6.00	6.75	6.50	6.25	6.25	5.75	6.50	6.25	6.25			6.29
Interpretation / Timing		1.00	5.75	6.50	6.50	5.75	6.25	5.25	6.50	6.00	6.25			6.14
Judges Total Program Component Score (factored)														36.69
Deductions:			Extended lifts:	-1.00										-1.00

ISU World Figure Skating Championships 2011

ICE DANCE FREE DANCE JUDGES DETAILS PER SKATER

Rank	Name	Nation	Starting Number	Total Segment Score	Total Element Score	Total Program Component Score (factored)	Total Deductions
16	Penny COOMES / Nicholas BUCKLAND	GBR	3	74.54	38.93	35.61	0.00

#	Executed Elements	Info	Base Value	GOE	The Judges Panel (in random order)								Ref	Scores of Panel	
1	RoLi4		4.00	1.00	2	3	2	2	1	2	2	2	2		5.00
2	STw3		5.00	-0.07	-1	1	1	0	0	-1	-1	0	0		4.93
3	CoSp4		5.00	0.36	0	0	1	1	0	1	1	1	1		5.36
4	CuLi4		4.00	0.36	1	0	1	0	0	1	1	1	1		4.36
5	CuLi4+RoLi4		8.00	0.71	1	-1	1	2	0	0	2	0	2		8.71
6	CiSt2		5.00	0.57	1	1	0	0	1	1	1	0	0		5.57
7	DiSt2		5.00	0.00	0	0	0	1	0	0	0	0	0		5.00
8	Li+TRANS		0.00	0.00	-	-	-	-	-	-	-	-	-		0.00
9	Li+TRANS		0.00	0.00	-	-	-	-	-	-	-	-	-		0.00
			36.00											38.93	

Program Components		Factor											
Skating Skills		1.25	6.50	5.50	6.25	5.25	6.00	6.00	6.25	6.25	6.25	6.25	6.07
Linking Footwork / Movement		1.75	6.00	5.25	6.00	5.50	5.75	5.75	4.00	6.00	5.50	5.68	
Performance		1.00	5.75	5.50	6.50	5.50	6.00	6.25	6.50	6.00	6.00	6.00	
Choreography		1.00	6.00	5.25	6.50	5.75	6.25	6.50	5.75	6.25	5.75	6.04	
Interpretation / Timing		1.00	6.25	5.25	6.00	5.50	6.00	6.00	6.75	6.25	6.25	6.04	
Judges Total Program Component Score (factored)													35.61
Deductions:													0.00

Rank	Name	Nation	Starting Number	Total Segment Score	Total Element Score	Total Program Component Score (factored)	Total Deductions
17	Xintong HUANG / Xun ZHENG	CHN	2	70.84	36.08	34.76	0.00

#	Executed Elements	Info	Base Value	GOE	The Judges Panel (in random order)								Ref	Scores of Panel	
1	SeSt2		5.00	0.00	0	0	0	1	0	0	0	0	0		5.00
2	CuLi4		4.00	0.36	0	1	1	2	1	0	1	0	1		4.36
3	STw3		5.00	0.00	0	0	0	0	0	0	0	0	0		5.00
4	SILi4		4.00	0.29	-1	1	2	1	1	0	0	1	0		4.29
5	RoLi4		4.00	0.29	0	1	1	2	0	0	1	1	0		4.29
6	Sp2		3.00	0.00	0	0	0	0	0	0	0	1	0		3.00
7	MiSt3		6.50	-0.57	-1	-1	-1	0	0	-1	0	-1	0		5.93
8	CuLi4		4.00	0.21	-1	1	1	2	1	-1	1	0	0		4.21
9	Li+TRANS		0.00	0.00	-	-	-	-	-	-	-	-	-		0.00
10	Li+TRANS		0.00	0.00	-	-	-	-	-	-	-	-	-		0.00
			35.50											36.08	

Program Components		Factor											
Skating Skills		1.25	5.50	6.00	5.75	6.00	6.00	5.50	6.00	6.00	5.75	5.86	
Linking Footwork / Movement		1.75	5.25	5.75	5.25	5.50	5.75	5.75	5.75	5.50	5.50	5.57	
Performance		1.00	5.50	6.00	5.25	6.25	6.00	5.25	6.00	5.75	5.75	5.75	
Choreography		1.00	5.00	6.25	5.50	6.75	6.25	6.00	6.25	6.00	6.00	6.04	
Interpretation / Timing		1.00	5.50	6.25	5.50	6.50	6.25	5.75	6.25	5.25	5.75	5.89	
Judges Total Program Component Score (factored)													34.76
Deductions:													0.00

Rank	Name	Nation	Starting Number	Total Segment Score	Total Element Score	Total Program Component Score (factored)	Total Deductions
18	Allison REED / Otar JAPARIDZE	GEO	5	70.67	37.15	33.52	0.00

#	Executed Elements	Info	Base Value	GOE	The Judges Panel (in random order)								Ref	Scores of Panel	
1	CoSp4		5.00	0.43	1	1	0	0	1	1	1	1	1		5.43
2	CuLi4		4.00	0.50	1	1	1	1	1	1	1	1	2		4.50
3	MiSt2		5.00	0.00	0	0	0	0	0	0	0	0	0		5.00
4	CuLi4		4.00	0.29	1	0	1	0	1	0	0	2	1		4.29
5	STw3		5.00	-0.36	-1	-1	-1	-1	-1	0	-1	0	0		4.64
6	SILi3		3.50	0.43	2	0	1	0	1	1	1	1	1		3.93
7	CiSt2		5.00	0.00	0	0	-1	0	0	0	0	1		5.00	
8	RoLi4		4.00	0.36	1	0	0	0	1	1	1	1	1		4.36
9	Li+TRANS		0.00	0.00	-	-	-	-	-	-	-	-	-		0.00
			35.50											37.15	

Program Components		Factor											
Skating Skills		1.25	5.75	5.75	5.25	5.75	6.00	5.50	5.50	6.00	5.75	5.71	
Linking Footwork / Movement		1.75	5.50	5.25	5.00	5.50	5.25	5.25	5.25	5.75	5.50	5.36	
Performance		1.00	5.75	5.50	5.50	5.75	6.00	5.50	5.50	6.00	5.75	5.68	
Choreography		1.00	5.50	5.00	5.00	5.75	6.25	5.75	5.75	6.25	5.75	5.68	
Interpretation / Timing		1.00	5.75	5.25	5.25	5.75	5.75	5.50	5.75	5.75	5.75	5.64	
Judges Total Program Component Score (factored)													33.52
Deductions:													0.00

ISU World Figure Skating Championships 2011

ICE DANCE FREE DANCE JUDGES DETAILS PER SKATER

Rank	Name	Nation	Starting Number	Total Segment Score	Total Element Score	Total Program Component Score (factored)	Total Deductions
19	Charlene GUIGNARD / Marco FABBRI	ITA	1	70.22	37.15	33.07	0.00

#	Executed Elements	Info	Base Value	GOE	The Judges Panel (in random order)								Ref	Scores of Panel	
1	STw4		6.00	0.50	1	1	2	1	0	2	1	0	1		6.50
2	CiSt2		5.00	0.29	0	0	0	0	1	1	0	1	0		5.29
3	SILi4+RoLi4		8.00	0.57	0	1	0	0	1	1	1	1	1		8.57
4	CoSp3		4.00	0.07	0	0	0	0	1	0	0	0	1		4.07
5	CuLi4		4.00	-0.21	0	0	-1	-1	0	-1	-1	0	0		3.79
6	DiSt2		5.00	-0.14	-1	0	0	-1	0	0	0	0	0		4.86
7	RoLi4		4.00	0.07	0	0	0	0	0	0	0	1	1		4.07
			36.00											37.15	

Program Components			Factor												
Skating Skills			1.25	5.50	6.00	5.50	5.00	5.50	5.75	5.50	5.50	6.00		5.61	
Linking Footwork / Movement			1.75	5.00	5.50	6.00	4.50	5.25	5.50	5.25	5.25	5.50		5.32	
Performance			1.00	5.50	5.50	5.50	5.25	5.50	5.50	5.50	5.50	5.75		5.50	
Choreography			1.00	5.50	5.75	6.00	5.50	5.75	6.00	5.50	5.50	6.00		5.71	
Interpretation / Timing			1.00	5.00	5.75	5.50	5.00	5.75	5.50	5.50	5.75	5.75		5.54	
Judges Total Program Component Score (factored)															33.07
Deductions:															0.00

Rank	Name	Nation	Starting Number	Total Segment Score	Total Element Score	Total Program Component Score (factored)	Total Deductions
20	Louise WALDEN / Owen EDWARDS	GBR	4	69.79	38.28	31.51	0.00

#	Executed Elements	Info	Base Value	GOE	The Judges Panel (in random order)								Ref	Scores of Panel	
1	RoLi4		4.00	0.21	1	0	0	0	1	0	0	2	1		4.21
2	STw4		6.00	0.07	1	0	0	0	0	0	0	0	1		6.07
3	SILi4+CuLi4		8.00	0.57	1	0	1	1	1	0	1	0	2		8.57
4	CoSp4		5.00	0.21	1	0	0	0	0	0	1	1	1		5.21
5	CiSt2		5.00	0.00	0	0	0	0	0	0	0	0	0		5.00
6	DiSt2		5.00	-0.14	0	0	-1	0	0	0	0	-1	0		4.86
7	CuLi4		4.00	0.36	1	-1	0	1	1	0	1	1	2		4.36
8	Li+TRANS		0.00	0.00	-	-	-	-	-	-	-	-	-		0.00
			37.00											38.28	

Program Components			Factor												
Skating Skills			1.25	5.50	4.75	4.75	5.25	5.75	5.50	5.00	5.50	5.75		5.32	
Linking Footwork / Movement			1.75	5.00	5.50	4.50	5.00	5.25	5.25	5.25	4.75	5.25		5.11	
Performance			1.00	5.25	5.00	4.25	5.25	5.50	5.50	5.00	5.25	5.50		5.25	
Choreography			1.00	5.25	5.00	4.50	5.50	5.75	5.75	5.50	5.50	5.75		5.46	
Interpretation / Timing			1.00	5.00	4.75	4.00	5.50	5.50	5.50	5.25	5.00	5.75		5.21	
Judges Total Program Component Score (factored)															31.51
Deductions:															0.00

Printed: 30/04/2011 21:49:02



ISU WORLD FIGURE SKATING CHAMPIONSHIPS® 2011

April 25 – May 1, 2011 – Moscow / Russia



World Figure Skating Championships

Men

Year	Place	Gold Champion	Silver Runner - up	Bronze Third
1896	St. Petersburg, RUS	Gilbert Fuchs GER	Gustav Hügel AUT	Georg Sanders RUS
1897	Stockholm, SWE	Gustav Hügel AUT	Ulrich Salchow SWE	Johan Lefstad NOR
1898	London, GBR	Henning Grenander SWE	Gustav Hügel AUT	Gilbert Fuchs GER
1899	Davos, SUI	Gustav Hügel AUT	Ulrich Salchow SWE	Edgar Syers GBR
1900	Davos, SUI	Gustav Hügel AUT	Ulrich Salchow SWE	-
1901	Stockholm, SWE	Ulrich Salchow SWE	Gilbert Fuchs GER	-
1902	London, GBR	Ulrich Salchow SWE	Madge Syers GBR	Martin Gordan GER
1903	St. Petersburg, RUS	Ulrich Salchow SWE	Nicolai Panin RUS	Max Bohatsch AUT
1904	Berlin, GER	Ulrich Salchow SWE	Heinrich Burger GER	Martin Gordan GER
1905	Stockholm, SWE	Ulrich Salchow SWE	Max Bohatsch AUT	Per Thorén SWE
1906	Munich, GER	Gilbert Fuchs GER	Heinrich Burger GER	Bror Meyer SWE
1907	Vienna, AUT	Ulrich Salchow SWE	Max Bohatsch AUT	Gilbert Fuchs GER
1908	Troppau, CZE	Ulrich Salchow SWE	Gilbert Fuchs GER	Heinrich Burger GER
1909	Stockholm, SWE	Ulrich Salchow SWE	Per Thorén SWE	Ernst Herz AUT
1910	Davos, SUI	Ulrich Salchow SWE	Werner Rittberger GER	Andor Szende HUN
1911	Berlin, GER	Ulrich Salchow SWE	Werner Rittberger GER	Fritz Kachler AUT
1912	Manchester, GBR	Fritz Kachler AUT	Werner Rittberger GER	Andor Szende HUN
1913	Vienna, AUT	Fritz Kachler AUT	Willy Böckl AUT	Andor Szende HUN
1914	Helsingfors, FIN	Gösta Sandahl SWE	Fritz Kachler AUT	Willy Böckl AUT
1915 - 1921	No Championships were Held			
1922	Stockholm, SWE	Gillis Grafström SWE	Fritz Kachler AUT	Willy Böckl AUT
1923	Vienna, AUT	Fritz Kachler AUT	Willy Böckl AUT	Gösta Sandahl SWE
1924	Manchester, GBR	Gillis Grafström SWE	Willy Böckl AUT	Ernst Oppacher AUT
1925	Vienna, AUT	Willy Böckl AUT	Fritz Kachler AUT	Otto Preisseecker AUT
1926	Berlin, GER	Willy Böckl AUT	Otto Preisseecker AUT	John Page GBR
1927	Davos, SUI	Willy Böckl AUT	Otto Preisseecker AUT	Karl Schäfer AUT
1928	Berlin, GER	Willy Böckl AUT	Karl Schäfer AUT	Hugo Distler AUT
1929	London, GBR	Gillis Grafström SWE	Karl Schäfer AUT	Ludwig Wrede AUT
1930	New York, USA	Karl Schäfer AUT	Roger Turner USA	Georg Gautschi SUI
1931	Berlin, GER	Karl Schäfer AUT	Roger Turner USA	Ernst Baier GER
1932	Montreal, CAN	Karl Schäfer AUT	Montgomery Wilson CAN	Ernst Baier GER
1933	Zürich, SUI	Karl Schäfer AUT	Ernst Baier GER	Markus Nikkanen FIN
1934	Stockholm, SWE	Karl Schäfer AUT	Ernst Baier GER	Erich Erdös AUT
1935	Budapest, HUN	Karl Schäfer AUT	Jack Dunn GBR	Dénes Pataky HUN
1936	Paris, FRA	Karl Schäfer AUT	Graham Sharp GBR	Felix Kaspar AUT
1937	Vienna, AUT	Felix Kaspar AUT	Graham Sharp GBR	Elemér Terták HUN
1938	Berlin, GER	Felix Kaspar AUT	Graham Sharp GBR	Herbert Alward AUT
1939	Budapest, HUN	Graham Sharp GBR	Frederick Tomlins GBR	Horst Faber GER
1940 - 1946	No Championships were Held			
1947	Stockholm, SWE	Hans Gerschwiler SUI	Richard Button USA	Arthur Apfel GBR
1948	Davos, SUI	Richard Button USA	Hans Gerschwiler SUI	Ede Király HUN
1949	Paris, FRA	Richard Button USA	Ede Király HUN	Edi Rada AUT
1950	London, GBR	Richard Button USA	Ede Király HUN	Hayes Alan Jenkins USA
1951	Milan, ITA	Richard Button USA	James Grogan USA	Helmut Seibt AUT
1952	Paris, FRA	Richard Button USA	James Grogan USA	Hayes Alan Jenkins USA
1953	Davos, SUI	Hayes Alan Jenkins USA	James Grogan USA	Carlo Fassi ITA
1954	Oslo, NOR	Hayes Alan Jenkins USA	James Grogan USA	Alain Gilletti FRA
1955	Vienna, AUT	Hayes Alan Jenkins USA	Ronald Robertson USA	David Jenkins USA
1956	Garmisch-Partenkirchen, FRG	Hayes Alan Jenkins USA	Ronald Robertson USA	David Jenkins USA

Official ISU Sponsors





ISU WORLD FIGURE SKATING CHAMPIONSHIPS® 2011

April 25 – May 1, 2011 – Moscow / Russia



1957	Colorado Springs, USA	David Jenkins USA	Tim Brown USA	Charles Snelling CAN
1958	Paris, FRA	David Jenkins USA	Tim Brown USA	Alain Giletti FRA
1959	Colorado Springs, USA	David Jenkins USA	Donald Jackson CAN	Tim Brown USA
1960	Vancouver, CAN	Alain Giletti FRA	Donald Jackson CAN	Alain Calmat FRA
1961	Prague, CZE	Cancelled		
1962	Prague, CZE	Donald Jackson CAN	Karol Divin CZE	Alain Calmat FRA
1963	Cortina d'Ampezzo, ITA	Donald McPherson CAN	Alain Calmat FRA	Manfred Schnelldorfer FRG
1964	Dortmund, FRG	Manfred Schnelldorfer FRC	Alain Calmat FRA	Karol Divin CZE
1965	Colorado Springs, USA	Alain Calmat FRA	Scott Allen USA	Donald Knight CAN
1966	Davos, SUI	Emmerich Danzer AUT	Wolfgang Schwarz AUT	Gary Visconti USA
1967	Vienna, AUT	Emmerich Danzer AUT	Wolfgang Schwarz AUT	Gary Visconti USA
1968	Geneva, SUI	Emmerich Danzer AUT	Tim Wood USA	Patrick Pera FRA
1969	Colorado Springs, USA	Tim Wood USA	Ondrej Nepela CZE	Patrick Pera FRA
1970	Ljubljana, YUG	Tim Wood USA	Ondrej Nepela CZE	Günter Zöller GDR
1971	Lyon, FRA	Ondrej Nepela CZE	Patrick Pera FRA	Sergei Chetverukhin URS
1972	Calgary, CAN	Ondrej Nepela CZE	Sergei Chetverukhin URS	Vladimir Kovalev URS
1973	Bratislava, CZE	Ondrej Nepela CZE	Sergei Chetverukhin URS	Jan Hoffmann GDR
1974	Munich, FRG	Jan Hoffmann GDR	Sergei Volkov URS	Toller Cranston CAN
1975	Colorado Springs, USA	Sergei Volkov URS	Vladimir Kovalev URS	John Curry GBR
1976	Gothenburg, SWE	John Curry GBR	Vladimir Kovalev URS	Jan Hoffmann GDR
1977	Tokyo, JPN	Vladimir Kovalev URS	Jan Hoffmann GDR	Minoru Sano JPN
1978	Ottawa, CAN	Charles Tickner USA	Jan Hoffmann GDR	Robin Cousins GBR
1979	Vienna, AUT	Vladimir Kovalev URS	Robin Cousins GBR	Jan Hoffmann GDR
1980	Dortmund, FRG	Jan Hoffmann GDR	Robin Cousins GBR	Charles Tickner USA
1981	Hartford, USA	Scott Hamilton USA	David Santee USA	Igor Bobrin URS
1982	Copenhagen, DEN	Scott Hamilton USA	Norbert Schramm FRG	Brian Pockar CAN
1983	Helsinki, FIN	Scott Hamilton USA	Norbert Schramm FRG	Brian Orser CAN
1984	Ottawa, CAN	Scott Hamilton USA	Brian Orser CAN	Alexandr Fadeev URS
1985	Tokyo, JPN	Alexandr Fadeev URS	Brian Orser CAN	Brian Boitano USA
1986	Geneva, SUI	Brian Boitano USA	Brian Orser CAN	Alexandr Fadeev URS
1987	Cincinnati, USA	Brian Orser CAN	Brian Boitano USA	Alexandr Fadeev URS
1988	Budapest, HUN	Brian Boitano USA	Brian Orser CAN	Viktor Petrenko URS
1989	Paris, FRA	Kurt Browning, CAN	Christopher Bowman USA	Grzegorz Filipowski POL
1990	Halifax, CAN	Kurt Browning, CAN	Viktor Petrenko URS	Christopher Bowman USA
1991	Munich, FRG	Kurt Browning, CAN	Viktor Petrenko URS	Todd Eldredge USA
1992	Oakland, USA	Viktor Petrenko CIS	Kurt Browning, CAN	Elvis Stojko CAN
1993	Prague, CZE	Kurt Browning, CAN	Elvis Stojko CAN	Alexei Urmanov RUS
1994	Makuhari, JPN	Elvis Stojko CAN	Philippe Candeloro FRA	Viacheslav Zagorodniuk UKF
1995	Birmingham, GBR	Elvis Stojko CAN	Todd Eldredge USA	Philippe Candeloro FRA
1996	Edmonton, CAN	Todd Eldredge USA	Iliia Kulik RUS	Rudy Galindo USA
1997	Lausanne, SUI	Elvis Stojko CAN	Todd Eldredge USA	Alexei Yagudin RUS
1998	Minneapolis, USA	Alexei Yagudin RUS	Todd Eldredge USA	Evgeni Plushenko RUS
1999	Helsinki, FIN	Alexei Yagudin RUS	Evgeni Plushenko RUS	Michael Weiss USA
2000	Nice, FRA	Alexei Yagudin RUS	Elvis Stojko CAN	Michael Weiss USA
2001	Vancouver, CAN	Evgeni Plushenko RUS	Alexei Yagudin RUS	Todd Eldredge USA
2002	Nagano, JPN	Alexei Yagudin RUS	Timothy Goebel USA	Takeshi Honda JPN
2003	Washington, USA	Evgeni Plushenko RUS	Timothy Goebel USA	Takeshi Honda JPN
2004	Dortmund, GER	Evgeni Plushenko RUS	Brian Joubert FRA	Stefan Lindemann GER
2005	Moscow, RUS	Stephane Lambiel SUI	Jeffrey Buttle CAN	Evan Lysacek USA
2006	Calgary CAN	Stephane Lambiel SUI	Brian Joubert FRA	Evan Lysacek USA
2007	Tokyo, JPN	Brian Joubert FRA	Daisuke Takahashi JPN	Stephane Lambiel SUI
2008	Göteborg, SWE	Jeffrey Buttle CAN	Brian Joubert FRA	Johnny Weir USA
2009	Los Angeles, USA	Evan Lysacek USA	Patrick Chan CAN	Brian Joubert FRA
2010	Torino, ITA	Daisuke Takahashi JPN	Patrick Chan CAN	Brian Joubert FRA

Official ISU Sponsors





ISU WORLD FIGURE SKATING CHAMPIONSHIPS® 2011

April 25 – May 1, 2011 – Moscow / Russia



World Figure Skating Championships

Ladies

Year	Place	Gold Champions	Silver Runner - up	Bronze Third
I.S.U. Figure Skating Championships				
1906	Davos, SUI	Madge Syers GBR	Jenny Herz AUT	Lily Kronberger HUN
1907	Vienna, AUT	Madge Syers GBR	Jenny Herz AUT	Lily Kronberger HUN
1908	Troppau, CZE	Lily Kronberger HUN	Elsa Rendschmidt GER	-
1909	Budapest, HUN	Lily Kronberger HUN	-	-
1910	Berlin, GER	Lily Kronberger HUN	Elsa Rendschmidt GER	-
1911	Vienna, AUT	Lily Kronberger HUN	Opika von Méray Horváth HUN	Ludowika Eilers GER
1912	Davos, SUI	Opika von Méray Horváth HUN	Dorothy Greenhough Smith GBR	Phyllis Johnson GBR
1913	Stockholm, SWE	Opika von Méray Horváth HUN	Phyllis Johnson GBR	Svea Norén SWE
1914	St. Moritz, SUI	Opika von Méray Horváth HUN	Angela Hanka AUT	Phyllis Johnson GBR
1915 - 1921	No Championships Were Held			
1922	Stockholm, SWE	Herma Szabo AUT	Svea Norén SWE	Margot Moe NOR
1923	Vienna, AUT	Herma Szabo AUT	Gisela Reichmann AUT	Svea Norén SWE

World Figure Skating Championships

1924	Kristiania, NOR	Herma Szabo AUT	Ellen Brockhöfft GER	Beatrix Loughran USA
1925	Davos, SUI	Herma Szabo AUT	Ellen Brockhöfft GER	Elisabeth Böckel GER
1926	Stockholm, SWE	Herma Szabo AUT	Sonja Henie NOR	Kathleen Shaw GBR
1927	Oslo, NOR	Sonja Henie NOR	Herma Szabo AUT	Karen Simensen NOR
1928	London, GBR	Sonja Henie NOR	Maribel Vinson USA	Fritzi Burger AUT
1929	Budapest, HUN	Sonja Henie NOR	Fritzi Burger AUT	Melitta Brunner AUT
1930	New York, USA	Sonja Henie NOR	Cecil Smith CAN	Maribel Vinson USA
1931	Berlin, GER	Sonja Henie NOR	Hilde Holovsky AUT	Fritzi Burger AUT
1932	Montreal, CAN	Sonja Henie NOR	Fritzi Burger AUT	Constance Samuel CAN
1933	Stockholm, SWE	Sonja Henie NOR	Vivi-Anne Hultén SWE	Hilde Holovsky AUT
1934	Oslo, NOR	Sonja Henie NOR	Megan Taylor GBR	Liselotte Landbeck AUT
1935	Vienna, AUT	Sonja Henie NOR	Cecilia Colledge GBR	Vivi-Anne Hultén SWE
1936	Paris, FRA	Sonja Henie NOR	Megan Taylor GBR	Vivi-Anne Hultén SWE
1937	London, GBR	Cecilia Colledge GBR	Megan Taylor GBR	Vivi-Anne Hultén SWE
1938	Stockholm, SWE	Megan Taylor GBR	Cecilia Colledge GBR	Hedy Stenuf USA
1939	Prague, CZE	Megan Taylor GBR	Hedy Stenuf USA	Daphne Walker GBR
1940 - 1946	No Championships Were Held			
1947	Stockholm, SWE	Barbara Ann Scott CAN	Daphne Walker GBR	Gretchen Merrill USA
1948	Davos, SUI	Barbara Ann Scott CAN	Eva Pawlik AUT	Jirina Nekolová CZE
1949	Paris, FRA	Alena Vržánová CZE	Yvonne Sherman USA	Jeanette Altwegg GBR
1950	London, GBR	Alena Vržánová CZE	Jeannette Altwegg GBR	Yvonne Sherman USA
1951	Milan, ITA	Jeannette Altwegg GBR	Jacqueline du Bief FRA	Sonya Klopfer USA
1952	Paris, FRA	Jacqueline du Bief FRA	Sonya Klopfer USA	Virginia Baxter USA
1953	Davos, SUI	Tenley Albright USA	Gundi Busch FRG	Valda Osborn GBR
1954	Oslo, NOR	Gundi Busch FRG	Tenley Albright USA	Erica Batchelor GBR
1955	Vienna, AUT	Tenley Albright USA	Carol Heiss USA	Hanna Eigel AUT
1956	Garmisch-Partenkirchen, FRG	Carol Heiss USA	Tenley Albright USA	Ingrid Wendl AUT
1957	Colorado Springs, USA	Carol Heiss USA	Hanna Eigel AUT	Ingrid Wendl AUT
1958	Paris, FRA	Carol Heiss USA	Ingrid Wendl AUT	Hanna Walter AUT
1959	Colorado Springs, USA	Carol Heiss USA	Hanna Walter AUT	Sjoukje Dijkstra NED
1960	Vancouver, CAN	Carol Heiss USA	Sjoukje Dijkstra NED	Barbara Roles USA
1961	Prague, CZE	Cancelled		
1962	Prague, CZE	Sjoukje Dijkstra NED	Wendy Griner CAN	Regine Heitzer AUT
1963	Cortina d'Ampezzo, ITA	Sjoukje Dijkstra NED	Regine Heitzer AUT	Nicole Hassler FRA

Official ISU Sponsors





ISU WORLD FIGURE SKATING CHAMPIONSHIPS® 2011

April 25 – May 1, 2011 – Moscow / Russia



1964	Dortmund, FRG	Sjoukje Dijkstra NED	Regine Heitzer AUT	Petra Burka CAN
1965	Colorado Springs, USA	Petra Burka CAN	Regine Heitzer AUT	Peggy Fleming USA
1966	Davos, SUI	Peggy Fleming USA	Gabriele Seyfert GDR	Petra Burka CAN
1967	Vienna, AUT	Peggy Fleming USA	Gabriele Seyfert GDR	Haná Mašková CZE
1968	Geneva, SUI	Peggy Fleming USA	Gabriele Seyfert GDR	Haná Mašková CZE
1969	Colorado Springs, USA	Gabriele Seyfert GDR	Beatrix Schuba AUT	Zsuzsa Almássy HUN
1970	Ljubljana, YUG	Gabriele Seyfert GDR	Beatrix Schuba AUT	Julie Lynn Holmes USA
1971	Lyon, FRA	Beatrix Schuba AUT	Julie Lynn Holmes USA	Karen Magnussen CAN
1972	Calgary, CAN	Beatrix Schuba AUT	Karen Magnussen CAN	Janet Lynn USA
1973	Bratislava, CZE	Karen Magnussen CAN	Janet Lynn USA	Christine Errath GDR
1974	Munich, FRG	Christine Errath GDR	Dorothy Hamill USA	Dianne de Leeuw NED
1975	Colorado Springs, USA	Dianne de Leeuw NED	Dorothy Hamill USA	Christine Errath GDR
1976	Gothenburg, SWE	Dorothy Hamill USA	Christine Errath GDR	Dianne de Leeuw NED
1977	Tokyo, JPN	Linda Fratianne USA	Anett Pöttsch GDR	Dagmar Lurz FRG
1978	Ottawa, CAN	Anett Pöttsch GDR	Linda Fratianne USA	Susanna Driano ITA
1979	Vienna, AUT	Linda Fratianne USA	Anett Pöttsch GDR	Emi Watanabe JPN
1980	Dortmund, FRG	Anett Pöttsch GDR	Dagmar Lurz FRG	Linda Fratianne USA
1981	Hartford, USA	Denise Biellmann SUI	Elaine Zayak USA	Claudia Kristofics-Binder AUT
1982	Copenhagen, DEN	Elaine Zayak USA	Katarina Witt GDR	Claudia Kristofics-Binder AUT
1983	Helsinki, FIN	Rosalynn Sumners USA	Claudia Witt FRG	Elena Vodoretzova URS
1984	Ottawa, CAN	Katarina Witt GDR	Anna Kondrashova URS	Elaine Zayak USA
1985	Tokyo, JPN	Katarina Witt GDR	Kira Ivanova URS	Tiffany Chin USA
1986	Geneva, SUI	Debi Thomas USA	Katarina Witt GDR	Tiffany Chin USA
1987	Cincinnati, USA	Katarina Witt GDR	Debi Thomas USA	Caryn Kadavy USA
1988	Budapest, HUN	Katarina Witt GDR	Elizabeth Manley CAN	Debi Thomas USA
1989	Paris, FRA	Midori Ito JPN	Claudia Leistner FRG	Jill Trenary USA
1990	Halifax, CAN	Jill Trenary USA	Midori Ito JPN	Holly Cook USA
1991	Munich, FRG	Kristi Yamaguchi USA	Tonya Harding USA	Nancy Kerrigan USA
1992	Oakland, USA	Kristi Yamaguchi USA	Nancy Kerrigan USA	Lu Chen CHN
1993	Prague, CZE	Oksana Baiul UKR	Surya Bonaly FRA	Lu Chen CHN
1994	Makuhari, JPN	Yuka Sato JPN	Surya Bonaly FRA	Tanja Szewczenko GER
1995	Birmingham, GBR	Lu Chen CHN	Surya Bonaly FRA	Nicole Bobek USA
1996	Edmonton, CAN	Michelle Kwan USA	Lu Chen CHN	Irina Slutskaya RUS
1997	Lausanne, SUI	Tara Lipinski USA	Michelle Kwan USA	Vanessa Gusmeroli FRA
1998	Minneapolis, USA	Michelle Kwan USA	Irina Slutskaya RUS	Maria Butyrskaya RUS
1999	Helsinki, FIN	Maria Butyrskaya RUS	Michelle Kwan USA	Julia Soldatova RUS
2000	Nice, FRA	Michelle Kwan USA	Irina Slutskaya RUS	Maria Butyrskaya RUS
2001	Vancouver, CAN	Michelle Kwan USA	Irina Slutskaya RUS	Sarah Hughes USA
2002	Nagano, JPN	Irina Slutskaya RUS	Michelle Kwan USA	Fumie Suguri JPN
2003	Washington, USA	Michelle Kwan USA	Elena Sokolova RUS	Fumie Suguri JPN
2004	Dortmund, GER	Shizuka Arakawa JPN	Sasha Cohen USA	Michelle Kwan USA
2005	Moscow, RUS	Irina Slutskaya RUS	Sasha Cohen USA	Carolina Kostner ITA
2006	Calgary, CAN	Kimmie Meissner USA	Fumie Suguri JPN	Sasha Cohen USA
2007	Tokyo, JPN	Miki Ando JPN	Mao Asada JPN	Yu-Na Kim KOR
2008	Göteborg, SWE	Mao Asada JPN	Carolina Kostner ITA	Yu-Na Kim KOR
2009	Los Angeles, USA	Yu-Na Kim KOR	Joannie Rochette CAN	Miki Ando JPN
2010	Torino, ITA	Mao Asada JPN	Yu-Na Kim KOR	Laura Lepistö FIN

Official ISU Sponsors



ASIENCE



CITIZEN® GUINOT



25周年 記念大会、集まる。25周年
25. ジャパネットたかた

JINRO 木下工務店



MARY COHR

OLYMPUS





ISU WORLD FIGURE SKATING CHAMPIONSHIPS® 2011

April 25 – May 1, 2011 – Moscow / Russia



World Figure Skating Championships

Pairs

Year	Place	Gold Champions	Silver Runners - up	Bronze Third
------	-------	----------------	---------------------	--------------

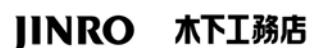
I.S.U. Figure Skating Championships

1908	St. Petersburg, RUS	Anna Hübler Heinrich Burger GER	Phyllis Johnson James Johnson GBR	A L Fischer L P Popowa RUS
1909	Stockholm, SWE	Phyllis Johnson James Johnson GBR	Valborg Lindahl Niils Rosenius SWE	Gertrud Ström Richard Johansson SWE
1910	Berlin, GER	Anna Hübler Heinrich Burger GER	Ludowika Eilers GER Walter Jakobsson FIN	Phyllis Johnson James Johnson GBR
1911	Vienna, AUT	Ludowika Eilers GER Walter Jakobsson FIN	- -	- -
1912	Manchester, GBR	Phyllis Johnson James Johnson GBR	Ludowika Jakobsson Walter Jakobsson FIN	Alexia Bryn Yngvar Bryn NOR
1913	Stockholm, SWE	Helene Engelmann Karl Mejstrik AUT	Ludowika Jakobsson Walter Jakobsson FIN	Christa von Szabo Leo Horwitz AUT
1914	St. Moritz, SUI	Ludowika Jakobsson Walter Jakobsson FIN	Helene Engelmann Karl Mejstrik AUT	Christa von Szabo Leo Horwitz AUT
1915 - 1921	No Championships Were Held			
1922	Davos, SUI	Helene Engelmann Alfred Berger AUT	Ludowika Jakobsson Walter Jakobsson FIN	Margarete Metzner Paul Metzner GER
1923	Kristiania, NOR	Ludowika Jakobsson Walter Jakobsson FIN	Alexia Bryn Yngvar Bryn NOR	Elna Henrikson Kaj af Ekström SWE

World Figure Skating Championships

1924	Manchester, GBR	Helene Engelmann Alfred Berger AUT	Ethel Muckelt John Page GBR	Elna Henrikson Kaj af Ekström SWE
1925	Vienna, AUT	Herma Szabo Ludwig Wrede AUT	Andrée Joly Pierre Brunet FRA	Lily Scholz Otto Kaiser AUT
1926	Berlin, GER	Andrée Joly Pierre Brunet FRA	Lily Scholz Otto Kaiser AUT	Herma Szabo Ludwig Wrede AUT
1927	Vienna, AUT	Herma Szabo Ludwig Wrede AUT	Lily Scholz Otto Kaiser AUT	Liesl Hoppe Oskar Hoppe CZE
1928	London, GBR	Andree Joly Pierre Brunet FRA	Lily Scholz Otto Kaiser AUT	Melitta Brunner Ludwig Wrede AUT
1929	Budapest, HUN	Lily Scholz Otto Kaiser AUT	Melitta Brunner Ludwig Wrede AUT	Olga Orgonista Sándor Szalay HUN
1930	New York, USA	Andrée Brunet Pierre Brunet FRA	Melitta Brunner Ludwig Wrede AUT	Beatrix Loughran Sherwin Badger USA
1931	Berlin, GER	Emília Rotter László Szollás HUN	Olga Orgonista Sándor Szalay HUN	Idi Papez Karl Zwack AUT
1932	Montreal, CAN	Andrée Brunet Pierre Brunet FRA	Emilia Rotter László Szollás HUN	Beatrix Loughran Sherwin Badger USA
1933	Stockholm, SWE	Emilia Rotter László Szollás HUN	Idi Papez Karl Zwack AUT	Randi Bakke Christen Christensen NOR
1934	Helsinki, FIN	Emilia Rotter László Szollás HUN	Idi Papez Karl Zwack AUT	Maxi Herber Ernst Baier GER
1935	Budapest, HUN	Emilia Rotter László Szollás HUN	Ilse Pausin Erich Pausin AUT	Lucy Galló Rezső Dillinger HUN
1936	Paris, FRA	Maxi Herber Ernst Baier GER	Ilse Pausin Erich Pausin AUT	Violet Cliff Leslie Cliff GBR
1937	London, GBR	Maxi Herber Ernst Baier GER	Ilse Pausin Erich Pausin AUT	Violet Cliff Leslie Cliff GBR
1938	Berlin, GER	Maxi Herber Ernst Baier GER	Ilse Pausin Erich Pausin AUT	Inge Koch Günther Noack GER
1939	Budapest, HUN	Maxi Herber Ernst Baier GER	Ilse Pausin Erich Pausin GER	Inge Koch Günther Noack GER
1940 - 1946	No Championships Were Held			
1947	Stockholm, SWE	Micheline Lannoy Pierre Baugniet BEL	Karol Kennedy Peter Kennedy USA	Suzanne Diskeuve Edmond Verbustel BEL
1948	Davos, SUI	Micheline Lannoy Pierre Baugniet BEL	Andrea Kékessy Ede Király HUN	Suzanne Morrow Wallace Diestelmeyer CAN

Official ISU Sponsors






ISU WORLD FIGURE SKATING CHAMPIONSHIPS® 2011

April 25 – May 1, 2011 – Moscow / Russia



1949	Paris, FRA	Andrea Kekéssy Ede Király HUN	Karol Kennedy Peter Kennedy USA	Anne Davies Carleton Hoffner, Jr. USA
1950	London, GBR	Karol Kennedy Peter Kennedy USA	Jennifer Nicks John Nicks GBR	Mariann Nagy László Nagy HUN
1951	Milan, ITA	Ria Baran Paul Falk FRG	Karol Kennedy Peter Kennedy USA	Jennifer Nicks John Nicks GBR
1952	Paris, FRA	Ria Falk Paul Falk FRG	Karol Kennedy Peter Kennedy USA	Jennifer Nicks John Nicks GBR
1953	Davos, SUI	Jennifer Nicks John Nicks GBR	Frances Dafoe Norris Bowden CAN	Mariann Nagy László Nagy HUN
1954	Oslo, NOR	Frances Dafoe Norris Bowden CAN	Silvia Grandjean Michel Grandjean SUI	Sissy Schwarz Kurt Oppelt AUT
1955	Vienna, AUT	Frances Dafoe Norris Bowden CAN	Sissy Schwarz Kurt Oppelt AUT	Mariann Nagy László Nagy HUN
1956	Garmisch-Parrenkirchen, FRG	Sissy Schwarz Kurt Oppelt AUT	Frances Dafoe Norris Bowden CAN	Marika Kilius Franz Ningel FRG
1957	Colorado Springs, USA	Barbara Wagner Robert Paul CAN	Marika Kilius Franz Ningel FRG	Maria Jelinek Otto Jelinek CAN
1958	Paris, FRA	Barbara Wagner Robert Paul CAN	Vera Suchánková Zdenek Dolezal CZE	Maria Jelinek Otto Jelinek CAN
1959	Colorado Springs, USA	Barbara Wagner Robert Paul CAN	Marika Kilius Hans-Jürgen Bäumler FRG	Nancy Ludington Ronald Ludington USA
1960	Vancouver, CAN	Barbara Wagner Robert Paul CAN	Maria Jelinek Otto Jelinek CAN	Marika Kilius Hans-Jürgen Bäumler FRG
1961	Prague, CZE	Cancelled		
1962	Prague, CZE	Maria Jelinek Otto Jelinek CAN	Liudmila Belousova Oleg Protopopov URS	Margret Göbl Franz Ningel FRG
1963	Cortina d'Ampezzo, ITA	Marika Kilius Hans-Jürgen Bäumler FRG	Liudmila Belousova Oleg Protopopov URS	Tatiana Zhuk Alexandr Gavrilov URS
1964	Dortmund, FRG	Marika Kilius Hans-Jürgen Bäumler FRG	Liudmila Belousova Oleg Protopopov URS	Debbie Wilkes Guy Revell CAN
1965	Colorado Springs, USA	Liudmila Belousova Oleg Protopopov URS	Vivian Joseph Ronald Joseph USA	Tatiana Zhuk Alexandr Gorelik URS
1966	Davos, SUI	Liudmila Belousova Oleg Protopopov URS	Tatiana Zhuk Alexandr Gorelik URS	Cynthia Kauffman Ronald Kauffman USA
1967	Vienna, AUT	Liudmila Belousova Oleg Protopopov URS	Margot Glockshuber Wolfgang Danne FRG	Cynthia Kauffman Ronald Kauffman USA
1968	Geneva, SUI	Liudmila Belousova Oleg Protopopov URS	Tatiana Zhuk Alexandr Gorelik URS	Cynthia Kauffman Ronald Kauffman USA
1969	Colorado Springs, USA	Irina Rodnina Alexei Ulanov URS	Tamara Moskvina Alexei Mishin URS	Liudmila Belousova Oleg Protopopov URS
1970	Ljubljana, YUG	Irina Rodnina Alexei Ulanov URS	Liudmila Smirnova Andrei Suraikin URS	Heidemarie Steiner Heinz-Ulrich Walther GDR
1971	Lyon, FRA	Irina Rodnina Alexei Ulanov URS	Liudmila Smirnova Andrei Suraikin URS	Alicia Jo Starbuck Kenneth Shelley USA
1972	Calgary, CAN	Irina Rodnina Alexei Ulanov URS	Liudmila Smirnova Andrei Suraikin URS	Alicia Jo Starbuck Kenneth Shelley USA
1973	Bratislava, CZE	Irina Rodnina Alexandr Zeitsev URS	Liudmila Smirnova Alexei Ulanov URS	Manuela Gross Uwe Kagelmann GDR
1974	Munich, FRG	Irina Rodnina Alexandr Zeitsev URS	Liudmila Smirnova Alexei Ulanov URS	Romy Kermer Rolf Österreich GDR
1975	Colorado Springs, USA	Irina Rodnina Alexandr Zeitsev URS	Romy Kermer Rolf Österreich GDR	Manuela Gross Uwe Kagelmann GDR
1976	Gothenburg, SWE	Irina Rodnina Alexandr Zeitsev URS	Romy Kermer Rolf Österreich GDR	Irina Vorobieva Alexandr Vlasov URS
1977	Tokyo, JPN	Irina Rodnina Alexandr Zeitsev URS	Irina Vorobieva Alexandr Vlasov URS	Tai Babilonia Randy Gardner USA
1978	Ottawa, CAN	Irina Rodnina Alexandr Zeitsev URS	Manuela Mager Uwe Bewersdorff GDR	Tai Babilonia Randy Gardner USA
1979	Vienna, AUT	Tai Babilonia Randy Gardner USA	Marina Cherkosova Sergei Shakhrai URS	Sabine Baess Tassilo Thierbach GDR
1980	Dortmund, FRG	Marina Cherkosova Sergei Shakhrai URS	Manuela Mager Uwe Bewersdorff GDR	Marina Pestova Stanislav Leonovich URS
1981	Hartford, USA	Irina Vorobieva Igor Lisovski URS	Sabine Baess Tassilo Thierbach GDR	Christina Riegel Andreas Nischwitz FRG
1982	Copenhagen, DEN	Sabine Baess Tassilo Thierbach GDR	Marina Pestova Stanislav Leonovich URS	Caitlin Carruthers Peter Carruthers USA

Official ISU Sponsors





ISU WORLD FIGURE SKATING CHAMPIONSHIPS® 2011

April 25 – May 1, 2011 – Moscow / Russia



1983	Helsinki, FIN	Elena Valova Oleg Vasiliev URS	Sabine Baess Tassilo Thierbach GDR	Barbara Underhill Paul Martini CAN
1984	Ottawa, CAN	Barbara Underhill Paul Martini CAN	Elena Valova Oleg Vasiliev URS	Sabine Baess Tassilo Thierbach GDR
1985	Tokyo, JPN	Elena Valova Oleg Vasiliev URS	Larisa Selezneva Oleg Makarov URS	Katherina Matousek Lloyd Eisler CAN
1986	Geneva, SUI	Ekaterina Gordeeva Sergei Grinkov URS	Elena Valova Oleg Vasiliev URS	Cynthia Coull Mark Rowsom CAN
1987	Cincinnati, USA	Ekaterina Gordeeva Sergei Grinkov URS	Elena Valova Oleg Vasiliev URS	Jill Watson Peter Oppegard USA
1988	Budapest, HUN	Elena Valova Oleg Vasiliev URS	Ekaterina Gordeeva Sergei Grinkov URS	Larisa Selezneva Oleg Makarov URS
1989	Paris, FRA	Ekaterina Gordeeva Sergei Grinkov URS	Cindy Landry Lyndon Johnston CAN	Elena Bechke Denis Petrov URS
1990	Halifax, CAN	Ekaterina Gordeeva Sergei Grinkov URS	Isabelle Brasseur Lloyd Eisler CAN	Natalia Mishkutenok Artur Dmitriev URS
1991	Munich, FRG	Natalia Mishkutenok Artur Dmitriev URS	Isabelle Brasseur Lloyd Eisler CAN	Natasha Kuchiki Todd Sand USA
1992	Oakland, USA	Natalia Mishkutenok Artur Dmitriev CIS	Radka Kovarikova René Novotny CZE	Isabelle Brasseur Lloyd Eisler CAN
1993	Prague, CZE	Isabelle Brasseur Lloyd Eisler CAN	Mandy Wötzel Ingo Steuer GER	Evgenia Shishkova Vadim Naumov RUS
1994	Makuhari, JPN	Evgenia Shishkova Vadim Naumov RUS	Isabelle Brasseur Lloyd Eisler CAN	Marina Eltsova Andrei Bushkov RUS
1995	Birmingham, GBR	Radka Kovarikova René Novotny CZE	Evgenia Shishkova Vadim Naumov RUS	Jenni Meno Todd Sand USA
1996	Edmonton, CAN	Marina Eltsova Andrei Bushkov RUS	Mandy Wötzel Ingo Steuer GER	Jenni Meno Todd Sand USA
1997	Lausanne, SUI	Mandy Wötzel Ingo Steuer GER	Marina Eltsova Andrei Bushkov RUS	Oksana Kazakova Artur Dmitriev RUS
1998	Minneapolis, USA	Elena Berezhnaya Anton Sikharulidze RUS	Jenni Meno Todd Sand USA	Peggy Schwarz Mirko Müller GER
1999	Helsinki, FIN	Elena Berezhnaya Anton Sikharulidze RUS	Xue Shen Hongbo Zhao CHN	Dorota Zagorska Mariusz Siudek POL
2000	Nice, FRA	Maria Petrova Alexei Tikhonov RUS	Xue Shen Hongbo Zhao CHN	Sarah Abitbol Stephane Bernardis FRA
2001	Vancouver, CAN	Jamie Sale David Pelletier CAN	Elena Berezhnaya Anton Sikharulidze RUS	Xue Shen Hongbo Zhao CHN
2002	Nagano, JPN	Xue Shen Hongbo Zhao CHN	Tatiana Totmianina Maxim Marinin RUS	Kyoko Ina John Zimmermann USA
2003	Washington, USA	Xue Shen Hongbo Zhao CHN	Tatiana Totmianina Maxim Marinin RUS	Maria Petrova Alexei Tikhonov RUS
2004	Dortmund, GER	Tatiana Totmianina Maxim Marinin RUS	Xue Shen Hongbo Zhao CHN	Qing Pang Jian Tong CHN
2005	Moscow, RUS	Tatiana Totmianina Maxim Marinin RUS	Maria Petrova Alexei Tikhonov RUS	Dan Zhang Hao Zhang CHN
2006	Calgary CAN	Qing Pang Jian Tong CHN	Dan Zhang Hao Zhang CHN	Maria Petrova Alexei Tikhonov RUS
2007	Tokyo, JPN	Xue Shen Hongbo Zhao CHN	Qing Pang Jian Tong CHN	Aliona Savchenko Robin Szolkowy GER
2008	Göteborg, SWE	Aliona Savchenko Robin Szolkowy GER	Dan Zhang Hao Zhang CHN	Jessica Dube Bryce Davison CAN
2009	Los Angeles, USA	Aliona Savchenko Robin Szolkowy GER	Dan Zhang Hao Zhang CHN	Yuko Kavaguti Alexander Smirnov RUS
2010	Torino, ITA	Qing Pang Jian Tong CHN	Aliona Savchenko Robin Szolkowy GER	Yuko Kavaguti Alexander Smirnov RUS

Official ISU Sponsors



ASIENCE



CITIZEN® GUINOT



25th Anniversary 25th Anniversary 25th Anniversary 25th Anniversary 25th Anniversary

JINRO

木下工務店

MARUHAN

MARY COHR

OLYMPUS

SATO



ISU WORLD FIGURE SKATING CHAMPIONSHIPS® 2011

April 25 – May 1, 2011 – Moscow / Russia



World Figure Skating Championships

Ice Dance

Year	Place	Gold Champions	Silver Runners - up	Bronze Third
1952	Paris, FRA	Jean Westwood Lawrence Demmy GBR	Joan Dewhirst John Slater GBR	Carol Ann Peters Daniel Ryan USA
1953	Davos, SUI	Jean Westwood Lawrence Demmy GBR	Joan Dewhirst John Slater GBR	Carol Ann Peters Daniel Ryan USA
1954	Oslo, NOR	Jean Westwood Lawrence Demmy GBR	Nesta Davies Paul Thomas GBR	Carmel Bodel Edward Bodel USA
1955	Vienna, AUT	Jean Westwood Lawrence Demmy GBR	Pamela Weight Paul Thomas GBR	Barbara Radford Raymond Lockwood GBR
1956	Garmisch-Partenkirchen, FRG	Pamela Weight Paul Thomas GBR	June Markham Courtney Jones GBR	Barbara Thompson Gerard Rigby GBR
1957	Colorado Springs, USA	June Markham Courtney Jones GBR	Geraldine Fenton William McLachlan CAN	Sharon McKenzie Bert Wright GBR
1958	Paris, FRA	June Markham Courtney Jones GBR	Geraldine Fenton William McLachlan CAN	Andrée Anderson Donald Jacoby USA
1959	Colorado Springs, USA	Doreen Denny Courtney Jones GBR	Andrée Jacoby Donald Jacoby USA	Geraldine Fenton William McLachlan CAN
1960	Vancouver, CAN	Doreen Denny Courtney Jones GBR	Virginia Thompson William McLachlan CAN	Christiane Guhel Jean Paul Guhel FRA
1961	Prague, CZE	Cancelled		
1962	Prague, CZE	Eve Romanová Pavel Roman CZE	Christiane Guhel Jean Paul Guhel FRA	Virginia Thompson William McLachlan CAN
1963	Cortina d'Ampezzo, ITA	Eve Romanová Pavel Roman CZE	Linda Shearman Michael Phillips GBR	Paulette Doan Kenneth Ormsby CAN
1964	Dortmund, FRG	Eve Romanová Pavel Roman CZE	Paulette Doan Kenneth Ormsby CAN	Janet Sawbridge David Hickinbottom GBR
1965	Colorado Springs, USA	Eve Romanová Pavel Roman CZE	Janet Sawbridge David Hickinbottom GBR	Lorna Dyer John Carrell USA
1966	Davos, SUI	Diane Towler Bernard Ford GBR	Kristin Fortune Dennis Sveum USA	Lorna Dyer John Carrell USA
1967	Vienna, AUT	Diane Towler Bernard Ford GBR	Lorna Dyer John Carrell USA	Yvonne Suddick Malcolm Cannon GBR
1968	Geneva, SUI	Diane Towler Bernard Ford GBR	Yvonne Suddick Malcolm Cannon GBR	Janet Sawbridge Jon Lane GBR
1969	Colorado Springs, USA	Diane Towler Bernard Ford GBR	Liudmila Pakhomova Alexandr Gorshkov URS	Judy Schwomeyer James Sladky USA
1970	Ljubljana, YUG	Liudmila Pakhomova Alexandr Gorshkov URS	Judy Schwomeyer James Sladky USA	Angelika Buck Erich Buck FRG
1971	Lyon, FRA	Liudmila Pakhomova Alexandr Gorshkov URS	Angelika Buck Erich Buck FRG	Judy Schwomeyer James Sladky USA
1972	Calgary, CAN	Liudmila Pakhomova Alexandr Gorshkov URS	Angelika Buck Erich Buck FRG	Judy Schwomeyer James Sladky USA
1973	Bratislava, CZE	Liudmila Pakhomova Alexandr Gorshkov URS	Angelika Buck Erich Buck FRG	Hilary Green Glyn Watts GBR
1974	Munich, FRG	Liudmila Pakhomova Alexandr Gorshkov URS	Hilary Green Glyn Watts GBR	Natalia Linichuk Gennadi Karponosov URS
1975	Colorado Springs, USA	Irina Moiseeva Andrei Minenkov URS	Colleen O'Connor Jim Millns USA	Hilary Green Glyn Watts GBR
1976	Gothenburg, SWE	Liudmila Pakhomova Alexandr Gorshkov URS	Irina Moiseeva Andrei Minenkov URS	Colleen O'Connor Jim Millns USA
1977	Tokyo, JPN	Irina Moiseeva Andrei Minenkov URS	Janet Thompson Warren Maxwell GBR	Natalia Linichuk Gennadi Karponosov URS
1978	Ottawa, CAN	Natalia Linichuk Gennadi Karponosov URS	Irina Moiseeva Andrei Minenkov URS	Krisztina Regöczy András Sallay HUN
1979	Vienna, AUT	Natalia Linichuk Gennadi Karponosov URS	Krisztina Regöczy András Sallay HUN	Irina Moiseeva Andrei Minenkov URS

Official ISU Sponsors



ASIENCE



CITIZEN® GUINOT



25th JAPAN NET TACATA

JINRO

木下工務店

MARUHAN

MARY COHR

OLYMPUS

SATO



ISU WORLD FIGURE SKATING CHAMPIONSHIPS® 2011

April 25 – May 1, 2011 – Moscow / Russia



1980 Dortmund, FRG	Krisztina Regöczy András Sallay HUN	Natalia Linichuk Gennadi Karponosov URS	Irina Moiseeva Andrei Minenkov URS
1981 Hartford, USA	Jayne Torvill Christopher Dean GBR	Irina Moiseeva Andrei Minenkov URS	Natalia Bestemianova Andrei Bukin URS
1982 Copenhagen, DEN	Jayne Torvill Christopher Dean GBR	Natalia Bestemianova Andrei Bukin URS	Irina Moiseeva Andrei Minenkov URS
1983 Helsinki, FIN	Jayne Torvill Christopher Dean GBR	Natalia Bestemianova Andrei Bukin URS	Judy Blumberg Michael Seibert USA
1984 Ottawa, CAN	Jayne Torvill Christopher Dean GBR	Natalia Bestemianova Andrei Bukin URS	Judy Blumberg Michael Seibert USA
1985 Tokyo, JPN	Natalia Bestemianova Andrei Bukin URS	Marina Klimova Sergei Ponomarenko URS	Judy Blumberg Michael Seibert USA
1986 Geneva, SUI	Natalia Bestemianova Andrei Bukin URS	Marina Klimova Sergei Ponomarenko URS	Tracy Wilson RobertMcCall CAN
1987 Cincinnati, USA	Natalia Bestemianova Andrei Bukin URS	Marina Klimova Sergei Ponomarenko URS	Tracy Wilson RobertMcCall CAN
1988 Budapest, HUN	Natalia Bestemianova Andrei Bukin URS	Marina Klimova Sergei Ponomarenko URS	Tracy Wilson RobertMcCall CAN
1989 Paris, FRA	Marina Klimova Sergei Ponomarenko URS	Maia Usova Alexandr Zhulin URS	Isabelle Duchesnay Paul Duchenay FRA
1990 Halifax, CAN	Marina Klimova Sergei Ponomarenko URS	Isabelle Duchesnay Paul Duchenay FRA	Maia Usova Alexandr Zhulin URS
1991 Munich, FRG	Isabelle Duchesnay Paul Duchenay FRA	Marina Klimova Sergei Ponomarenko URS	Maia Usova Alexandr Zhulin URS
1992 Oakland, USA	Marina Klimova Sergei Ponomarenko CIS	Maia Usova Alexandr Zhulin CIS	Oksana Grischuk Evgeni Platov CIS
1993 Prague, CZE	Maia Usova Alexandr Zhulin RUS	Oksana Grischuk Evgeni Platov RUS	Angelika Krylova Vladimir Fedorov RUS
1994 Makuhari, JPN	Oksana Grischuk Evgeni Platov RUS	Sophie Moniotte Pascal Lavanchy FRA	Susanna Rahkamo Petri Kokko FIN
1995 Birmingham, GBR	Oksana Grischuk Evgeni Platov RUS	Susanna Rahkamo Petri Kokko FIN	Sophie Moniotte Pascal Lavanchy FRA
1996 Edmonton, CAN	Oksana Grischuk Evgeni Platov RUS	Angelika Krylova Oleg Ovsiannikov RUS	Shae-Lynn Bourne Victor Kraatz CAN
1997 Lausanne, SUI	Oksana Grischuk Evgeni Platov RUS	Angelika Krylova Oleg Ovsiannikov RUS	Shae-Lynn Bourne Victor Kraatz CAN
1998 Minneapolis, USA	Angelika Krylova Oleg Ovsiannikov RUS	Marina Anissina Gwendal Peizerat FRA	Shae-Lynn Bourne Victor Kraatz CAN
1999 Helsinki, FIN	Angelika Krylova Oleg Ovsiannikov RUS	Marina Anissina Gwendal Peizerat FRA	Shae-Lynn Bourne Victor Kraatz CAN
2000 Nice, FRA	Marina Anissina Gwendal Peizerat FRA	Barbara Fusar-Poli Mauricio Margaglio ITA	Margarita Drobiazko Povilas Vanagas LTU
2001 Vancouver, CAN	Barbara Fusar-Poli Mauricio Margaglio ITA	Marina Anissina Gwendal Peizerat FRA	Irina Lobacheva Iliia Averbukh RUS
2002 Nagano, JPN	Irina Lobacheva Iliia Averbukh RUS	Shae-Lynn Bourne Victor Kraatz CAN	Galit Chait Sergei Sakhnovski ISR
2003 Washington, USA	Shae-Lynn Bourne Victor Kraatz CAN	Irina Lobacheva Iliia Averbukh RUS	Albena Denkova Maxim Staviski BUL
2004 Dortmund, GER	Tatiana Navka Roman Kostomarov RUS	Albena Denkova Maxim Staviski BUL	Kati Winkler Rene Lohse GER
2005 Moscow, RUS	Tatiana Navka Roman Kostomarov RUS	Tanith Belbin Benjamin Agosto USA	Elena Grushina Ruslan Goncharov UKR
2006 Calgary CAN	Albena Denkova Maxim Staviski BUL	Benjamin Agosto USA Marie-France Dubreuil	Tanith Belbin Benjamin Agosto USA
2007 Tokyo, JPN	Albena Denkova Maxim Staviski BUL	Marie-France Dubreuil Patrice Lauzon CAN	Tanith Belbin Benjamin Agosto USA
2008 Göteborg, SWE	Isabelle Delobel Olivier Schoenfelder FRA	Patrice Lauzon CAN Tessa Virtue	Jana Khokhlova Sergei Novitski RUS
2009 Los Angeles, USA	Oksana Domnina Maxim Shabalin RUS	Scott Moir CAN Benjamin Agosto USA	Tessa Virtue Scott Moir CAN
2010 Torino, ITA	Tessa Virtue Scott Moir CAN	Tanith Belbin Meryl Davis Charlie White USA	Federica Faiella Massimo Scali ITA

Official ISU Sponsors





ISU WORLD FIGURE SKATING CHAMPIONSHIPS® 2011
April 25 – May 1, 2011 – Moscow / Russia



Protocol of the Preliminary Rounds

Official ISU Sponsors



ASIENGE



CITIZEN® GUINOT



25th Anniversary 2011
25th ジャパネットたかた

JINRO 木下工務店



MARY COHR

OLYMPUS





ISU WORLD FIGURE SKATING CHAMPIONSHIPS® 2011

April 25 – May 1, 2011 – Moscow / Russia

ISU World Figure Skating Championships 2011



PRELIMINARY ROUND MEN


Ice Palace MEGASPORT	25 Apr 2011	Free Skating
----------------------	-------------	--------------

Size of Skating Area	:	30m*60m
Ice Conditions	:	very good
Number of Entries	:	24
Number of Participants	:	24

Entry Withdrawn	:	
-----------------	---	--

Free Skating		
Duration	:	4:30 +- 10 Sec.
Segment Factor	:	1.00
Program Component Factors		
	Skating Skills	2.00
	Transitions	2.00
	Performance/Execution	2.00
	Choreography	2.00
	Interpretation	2.00

Official ISU Sponsors





ISU WORLD FIGURE SKATING CHAMPIONSHIPS® 2011

April 25 – May 1, 2011 – Moscow / Russia



ISU World Figure Skating Championships 2011

PANEL OF JUDGES

PRELIMINARY ROUND MEN - FREE SKATING

Officials

Technical Controller	Ms. Karen ARCHER	ISU
Technical Specialist	Ms. Pirjo UIMONEN	ISU
Assistant Technical Specialist	Ms. Maria MCLEAN	ISU

Judges

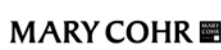
Referee	Ms. Mona JONSSON	ISU
Judges	Ms. Senem AHISKAL	ISU
	Mr. Daniel DELFA	ISU
	Ms. Lovorka KODRIN	ISU
	Mr. Alexander KOGAN	ISU
	Ms. Suzanne LINDSEY	ISU
	Ms. Maria MILLER	ISU
	Mr. Robert ROSENBLUTH	ISU
	Mr. Alexei SHIRSHOV	ISU
	Ms. Tatiana YORDANOVA	ISU

Data/Replay Operator

	Mr. Eugen LARASSER	ISU
	Mr. Alexander KUZNETSOV	ISU

printed at: 29/04/2011 18:08:19

Official ISU Sponsors





ISU WORLD FIGURE SKATING CHAMPIONSHIPS® 2011
April 25 – May 1, 2011 – Moscow / Russia



ISU World Figure Skating Championships 2011

RESULTS

PRELIMINARY ROUND MEN FINAL RESULT

Pl.	Name	Nation	Total Score	FS
1	Takahiko KOZUKA	JPN	165.00	1
2	Alexander MAJOROV	SWE	136.64	2
3	Michal BREZINA	CZE	130.87	3
4	Peter LIEBERS	GER	129.89	4
5	Viktor PFEIFER	AUT	123.22	5
6	Paolo BACCHINI	ITA	122.29	6
7	Joey RUSSELL	CAN	118.37	7
8	Kim LUCINE	MON	117.78	8
9	Maxim SHIPOV	ISR	116.42	9
10	Jorik HENDRICKX	BEL	109.59	10
11	Misha GE	UZB	109.39	11
12	Min-Seok KIM	KOR	98.67	12
13	Mark WEBSTER	AUS	95.84	13
14	Justus STRID	DEN	95.16	14
15	David RICHARDSON	GBR	93.20	15
16	Tigran VARDANJAN	HUN	91.16	16
17	Mikael REDIN	SUI	90.79	17
18	Kutay ERYOLDAS	TUR	86.60	18
19	Stephen Li-Chung KUO	TPE	85.71	19
20	Bela PAPP	FIN	83.47	20
21	Harry Hau Yin LEE	HKG	82.39	21
22	Vitali LUCHANOK	BLR	81.51	22
23	Sarkis HAYRAPETYAN	ARM	77.25	23
24	Georgi KENCHADZE	BUL	73.72	24

Ms. Mona JONSSON ISU
Referee

Ms. Karen ARCHER ISU
Technical Controller

Printed: 25/04/2011 17:59:56

Official ISU Sponsors



ISU World Figure Skating Championships 2011

PRELIMINARY ROUND MEN FREE SKATING JUDGES DETAILS PER SKATER

Rank	Name	Nation	Starting Number	Total Segment Score	Total Element Score	Total Program Component Score (factored)	Total Deductions
1	Takahiko KOZUKA	JPN	16	165.00	88.00	77.00	0.00

#	Executed Elements	Info	Base Value	GOE	The Judges Panel (in random order)										Ref	Scores of Panel
1	4T<	<	7.20	-1.00	-1	-1	-1	-1	-1	-1	-2	-1	-1		6.20	
2	3A		8.50	1.00	1	1	1	1	0	1	1	1	1		9.50	
3	3Lz+2T		7.40	0.50	0	1	0	1	1	0	1	1	1		7.90	
4	CCoSp4		3.50	0.50	1	1	1	1	1	1	1	1	1		4.00	
5	SeSt3		3.30	1.00	2	2	2	2	2	1	2	2	2		4.30	
6	3A+2T+2Lo		12.87 x	1.43	1	2	1	2	1	1	2	1	2		14.30	
7	3F		5.83 x	0.70	1	1	1	0	2	1	1	1	1		6.53	
8	3Lz+3T		11.11 x	0.90	1	2	1	2	2	1	1	1	1		12.01	
9	3Lo		5.61 x	1.10	1	2	1	2	2	1	1	2	2		6.71	
10	3S		4.62 x	0.50	1	2	1	1	1	0	0	1	0		5.12	
11	FSSp4		3.00	0.43	1	1	2	1	1	0	1	1	0		3.43	
12	ChSt1		2.00	1.57	2	2	2	1	2	1	1	1	2		3.57	
13	FCCoSp4		3.50	0.93	1	2	3	1	2	2	1	3	2		4.43	
			78.44													88.00

Program Components			Factor											
Skating Skills		2.00	7.50	8.00	7.75	7.75	8.00	8.00	8.25	7.75	7.50		7.82	
Transition / Linking Footwork		2.00	7.50	7.50	7.75	7.00	7.75	8.00	8.25	7.25	7.25		7.54	
Performance / Execution		2.00	7.75	7.75	7.75	7.50	8.00	8.00	8.00	7.25	7.00		7.71	
Choreography / Composition		2.00	7.75	7.25	8.00	7.50	8.50	7.75	8.00	7.50	6.75		7.68	
Interpretation		2.00	7.75	7.50	8.00	7.00	8.25	8.00	8.25	7.50	7.25		7.75	
Judges Total Program Component Score (factored)														77.00
Deductions:														0.00

< Under-rotated jump x Credit for highlight distribution, base value multiplied by 1.1

Rank	Name	Nation	Starting Number	Total Segment Score	Total Element Score	Total Program Component Score (factored)	Total Deductions
2	Alexander MAJOROV	SWE	13	136.64	74.56	62.08	0.00

#	Executed Elements	Info	Base Value	GOE	The Judges Panel (in random order)										Ref	Scores of Panel
1	3A		8.50	1.00	1	1	0	1	1	1	1	1	1		9.50	
2	3Lz+3T		10.10	0.80	1	2	1	2	0	1	1	0	2		10.90	
3	3F+3T		9.40	0.80	0	2	1	1	1	1	1	2			10.20	
4	3Lo		5.10	-0.60	0	-1	-1	-1	-1	0	-1	-1	-1		4.50	
5	FSSp4		3.00	0.21	0	1	0	0	1	0	1	0	1		3.21	
6	3F+2T+2T		8.10	0.10	0	1	0	1	0	0	0	0	0		8.20	
7	2A		3.30	0.43	1	2	0	1	1	1	1	0	1		3.73	
8	SISt3		3.30	0.50	1	1	1	1	1	2	1	1	1		3.80	
9	3S		4.62 x	0.70	1	2	1	1	0	1	1	1	1		5.32	
10	2A		3.63 x	0.50	1	1	0	1	1	2	1	0	2		4.13	
11	CCoSp4		3.50	0.50	1	1	1	1	1	2	1	1	1		4.00	
12	ChSt1		2.00	0.86	0	1	1	1	1	2	0	1	1		2.86	
13	FCCoSp4		3.50	0.71	1	2	1	1	2	2	0	1	2		4.21	
			68.05													74.56

Program Components			Factor											
Skating Skills		2.00	5.75	7.25	6.75	6.50	6.00	6.50	5.75	5.25	7.00		6.32	
Transition / Linking Footwork		2.00	5.25	6.25	6.50	6.25	5.25	6.25	5.25	5.00	6.50		5.86	
Performance / Execution		2.00	5.50	6.75	6.75	6.25	5.50	6.50	6.00	4.75	6.75		6.18	
Choreography / Composition		2.00	6.00	7.00	6.50	6.75	5.75	6.50	5.75	4.75	7.00		6.32	
Interpretation		2.00	5.75	7.00	6.75	6.25	5.75	6.75	6.25	5.50	7.00		6.36	
Judges Total Program Component Score (factored)														62.08
Deductions:														0.00

x Credit for highlight distribution, base value multiplied by 1.1

ISU World Figure Skating Championships 2011

PRELIMINARY ROUND MEN FREE SKATING JUDGES DETAILS PER SKATER

Rank	Name	Nation	Starting Number	Total Segment Score	Total Element Score	Total Program Component Score (factored)	Total Deductions
3	Michal BREZINA	CZE	15	130.87	67.87	65.00	-2.00

#	Executed Elements	Info	Base Value	GOE	The Judges Panel (in random order)										Ref	Scores of Panel	
1	3A		8.50	1.86	2	1	2	2	1	2	2	2	2	2	2	2	10.36
2	4T<	<	7.20	-3.00	-3	-3	-3	-3	-3	-3	-3	-3	-3	-3	-3	4.20	
3	3S		4.20	0.80	1	2	2	0	1	1	0	3	1			5.00	
4	FSSp3		2.60	0.29	0	1	0	1	0	1	1	2	0			2.89	
5	SISt3		3.30	0.50	1	1	1	1	1	1	1	2	1			3.80	
6	FCSSp3		2.60	0.07	0	0	0	-1	0	1	1	0	0			2.67	
7	3A+1T		9.79 x	-0.57	-1	-1	0	-1	0	-1	0	-1	0			9.22	
8	3F+2T		7.37 x	0.60	1	1	1	1	0	1	1	1	0			7.97	
9	2A		3.63 x	0.50	1	1	1	1	0	1	0	2	2			4.13	
10	3Lz		6.60 x	-2.10	-3	-3	-3	-3	-3	-3	-3	-3	-3			4.50	
11	3F+1T		6.27 x	0.00	0	0	0	-1	0	0	0	0	0			6.27	
12	ChSt1		2.00	0.86	1	1	1	1	0	0	1	1	1			2.86	
13	CCoSp4		3.50	0.50	1	1	1	1	0	1	1	1	2			4.00	
			67.56												67.87		
Program Components			Factor														
Skating Skills			2.00	6.50	6.50	7.25	7.00	7.00	6.25	6.25	7.75	7.25	6.82				
Transition / Linking Footwork			2.00	6.00	6.25	6.50	6.25	6.50	5.00	5.50	7.25	7.00	6.29				
Performance / Execution			2.00	6.50	6.00	6.50	5.75	6.50	5.50	6.50	6.50	7.25	6.32				
Choreography / Composition			2.00	6.50	6.75	7.00	6.50	6.75	5.25	5.75	7.50	7.00	6.61				
Interpretation			2.00	6.00	6.50	6.50	6.25	7.00	5.50	6.25	6.75	7.25	6.46				
Judges Total Program Component Score (factored)															65.00		
Deductions:			Falls: -2.00											-2.00			

< Under-rotated jump x Credit for highlight distribution, base value multiplied by 1.1

Rank	Name	Nation	Starting Number	Total Segment Score	Total Element Score	Total Program Component Score (factored)	Total Deductions
4	Peter LIEBERS	GER	19	129.89	69.95	60.94	-1.00

#	Executed Elements	Info	Base Value	GOE	The Judges Panel (in random order)										Ref	Scores of Panel
1	3F+3T	e	9.40	-1.20	-2	-3	-1	-2	-2	-2	-2	-1	-1			8.20
2	3A		8.50	-3.00	-3	-3	-3	-3	-3	-3	-3	-3	-3			5.50
3	3Lz		6.00	0.70	1	0	1	2	1	1	1	1	1			6.70
4	CiSt3		3.30	0.36	1	0	2	1	1	1	0	0	1			3.66
5	FCSSp4		3.00	0.36	1	0	1	1	1	0	1	0	1			3.36
6	3A+2T		10.89 x	0.86	0	0	1	1	1	1	1	1	1			11.75
7	3Lz+2T		8.14 x	0.50	1	0	1	1	1	1	0	0	1			8.64
8	3Lo		5.61 x	-0.70	-1	-1	-1	-1	-1	-1	-1	-1	-1			4.91
9	CCoSp2		2.50	0.00	0	0	0	0	0	0	0	0	0			2.50
10	3S		4.62 x	0.20	1	0	0	0	1	1	0	0	0			4.82
11	2A		3.63 x	0.00	0	0	0	1	0	0	0	0	0			3.63
12	ChSt1		2.00	0.71	0	1	1	1	1	1	0	0	1			2.71
13	FCCoSp4		3.50	0.07	0	0	0	0	1	1	0	0	0			3.57
			71.09												69.95	
Program Components			Factor													
Skating Skills			2.00	6.00	5.50	6.75	6.50	6.25	6.25	5.75	6.25	6.25	6.18			
Transition / Linking Footwork			2.00	6.00	5.00	6.75	6.00	6.50	5.75	5.50	6.00	6.50	6.04			
Performance / Execution			2.00	6.25	5.00	6.00	6.25	6.00	6.00	5.50	6.00	6.50	6.00			
Choreography / Composition			2.00	6.25	5.50	7.00	6.00	6.00	6.25	5.50	6.00	6.50	6.07			
Interpretation			2.00	6.25	5.25	6.75	6.50	6.75	6.00	5.25	6.25	6.25	6.18			
Judges Total Program Component Score (factored)															60.94	
Deductions:			Falls: -1.00											-1.00		

x Credit for highlight distribution, base value multiplied by 1.1 e Jump take off with wrong edge

ISU World Figure Skating Championships 2011

PRELIMINARY ROUND MEN FREE SKATING JUDGES DETAILS PER SKATER

Rank	Name	Nation	Starting Number	Total Segment Score	Total Element Score	Total Program Component Score (factored)	Total Deductions
5	Viktor PFEIFER	AUT	18	123.22	63.14	60.08	0.00

#	Executed Elements	Info	Base Value	GOE	The Judges Panel (in random order)								Ref	Scores of Panel	
1	3Lz		6.00	0.90	1	1	2	1	1	2	1	2	0		6.90
2	3Lo		5.10	0.40	1	1	1	0	0	1	0	1	0		5.50
3	3F	e	5.30	-0.60	-1	-1	-2	-1	-1	0	-1	-1	0		4.70
4	3Lz+2T		7.40	0.00	0	0	0	0	0	0	0	0	0		7.40
5	2A		3.30	0.29	1	1	1	0	0	1	1	0	0		3.59
6	CiSt3		3.30	0.29	0	1	1	1	0	1	0	0	1		3.59
7	3S+3T		9.13 x	0.50	1	1	1	1	0	1	1	0	0		9.63
8	3T+2T+2T		7.59 x	0.10	0	0	1	0	0	1	0	0	0		7.69
9	2A		3.63 x	0.07	0	0	1	0	0	1	0	0	0		3.70
10	CCSp2		2.30	0.29	1	1	0	0	1	2	0	0	1		2.59
11	FSSp2		2.30	-0.17	0	-1	-1	-1	0	0	0	-1	-1		2.13
12	ChSt1		2.00	0.43	0	1	0	1	1	0	0	0	1		2.43
13	CCoSp3		3.00	0.29	0	1	1	0	1	1	0	0	1		3.29
			60.35											63.14	

Program Components

Factor

Skating Skills	2.00	6.00	6.25	6.00	6.00	6.50	6.75	5.50	5.25	6.50	6.11
Transition / Linking Footwork	2.00	5.00	5.50	5.75	6.25	6.50	5.75	5.25	4.50	6.25	5.68
Performance / Execution	2.00	6.00	6.00	6.25	6.50	6.50	6.50	5.50	5.00	6.25	6.14
Choreography / Composition	2.00	5.75	6.25	5.75	6.00	6.25	7.00	5.50	5.00	6.50	6.00
Interpretation	2.00	6.50	5.75	6.25	6.50	6.50	6.00	5.25	5.25	6.50	6.11
Judges Total Program Component Score (factored)											60.08

Deductions:

0.00

x Credit for highlight distribution, base value multiplied by 1.1 e Jump take off with wrong edge

Rank	Name	Nation	Starting Number	Total Segment Score	Total Element Score	Total Program Component Score (factored)	Total Deductions
6	Paolo BACCHINI	ITA	20	122.29	61.51	60.78	0.00

#	Executed Elements	Info	Base Value	GOE	The Judges Panel (in random order)								Ref	Scores of Panel	
1	3A		8.50	-2.14	-2	-2	-2	-2	-2	-2	-3	-2	-3		6.36
2	3Lz+3T		10.10	-0.20	0	-1	0	1	0	-1	0	-1	0		9.90
3	FSSp4		3.00	0.07	0	0	1	0	0	0	0	0	1		3.07
4	SIS2		2.30	0.43	0	1	1	1	1	0	2	1	1		2.73
5	3Lo		5.10	0.70	0	1	1	2	1	1	1	1	1		5.80
6	3S+3T		9.13 x	0.40	1	0	1	1	1	1	0	0	0		9.53
7	2F	e	1.98 x	-0.39	-2	-2	-1	0	-1	-1	-2	0	-2		1.59
8	2A		3.63 x	0.00	0	0	1	0	0	0	0	0	0		3.63
9	CSSp4		3.00	0.14	1	0	1	1	0	0	0	0	0		3.14
10	3S+2T		6.16 x	-0.10	0	-1	0	0	0	0	0	-1	0		6.06
11	ChSt1		2.00	1.14	1	1	2	2	1	0	1	1	1		3.14
12	2A		3.63 x	-0.36	0	0	-1	-1	-1	-1	0	-1	-1		3.27
13	CCoSp2		2.50	0.79	1	2	2	2	1	1	2	1	2		3.29
			61.03											61.51	

Program Components

Factor

Skating Skills	2.00	6.25	6.00	6.50	6.50	6.00	5.25	6.25	5.50	6.25	6.11
Transition / Linking Footwork	2.00	6.25	5.75	5.75	6.50	5.50	5.00	6.00	5.00	5.50	5.68
Performance / Execution	2.00	6.25	5.50	7.25	7.00	6.00	5.75	6.25	5.50	6.50	6.18
Choreography / Composition	2.00	6.50	5.50	6.75	7.00	6.25	5.50	6.75	5.75	6.00	6.21
Interpretation	2.00	6.50	5.50	7.00	7.25	6.00	5.25	6.50	5.75	6.25	6.21
Judges Total Program Component Score (factored)											60.78

Deductions:

0.00

x Credit for highlight distribution, base value multiplied by 1.1 e Jump take off with wrong edge

ISU World Figure Skating Championships 2011

PRELIMINARY ROUND MEN FREE SKATING JUDGES DETAILS PER SKATER

Rank	Name	Nation	Starting Number	Total Segment Score	Total Element Score	Total Program Component Score (factored)	Total Deductions
7	Joey RUSSELL	CAN	17	118.37	61.43	57.94	-1.00

#	Executed Elements	Info	Base Value	GOE	The Judges Panel (in random order)										Ref	Scores of Panel	
1	3A		8.50	-3.00	-3	-3	-3	-3	-3	-3	-3	-3	-3	-3	-3		5.50
2	3F+3Lo		10.40	-0.70	-1	-1	-1	-1	-1	-1	-2	0	-1				9.70
3	3Lz+2T+2Lo		9.20	-0.10	0	0	0	1	0	-1	0	-1	0				9.10
4	FCSSp3		2.60	0.36	1	1	0	0	1	1	1	1	0				2.96
5	2A		3.30	-1.14	-3	-2	-2	-2	-2	-2	-3	-2	-3				2.16
6	CiSt2		2.30	0.29	1	1	0	0	0	1	1	0	1				2.59
7	3F		5.83 x	0.40	0	-1	1	1	0	1	1	0	1				6.23
8	3Lz<	<	4.62 x	-1.10	-2	-2	-1	-1	-1	-2	-2	-1	-3				3.52
9	3S+2T		6.16 x	-0.40	0	-1	0	-1	-1	0	-1	0	-1				5.76
10	2A		3.63 x	0.07	0	0	0	1	0	0	0	0	1				3.70
11	CSSp4		3.00	0.21	0	1	0	0	1	1	0	1	0				3.21
12	ChSt1		2.00	1.00	1	1	1	1	1	1	1	1	1				3.00
13	CCoSp4		3.50	0.50	0	2	0	1	1	1	1	2	1				4.00
			65.04													61.43	

Program Components

	Factor											
Skating Skills	2.00	6.75	6.00	5.75	5.75	6.25	5.50	5.75	6.00	5.00		5.86
Transition / Linking Footwork	2.00	6.75	6.00	5.50	5.25	5.50	5.25	6.00	5.75	5.25		5.61
Performance / Execution	2.00	6.25	5.50	5.25	5.75	6.00	5.75	6.25	6.25	5.00		5.82
Choreography / Composition	2.00	6.50	6.00	6.00	5.50	6.50	5.75	5.75	6.00	5.00		5.93
Interpretation	2.00	6.75	5.50	5.50	5.75	6.00	5.50	6.00	6.00	5.25		5.75
Judges Total Program Component Score (factored)												57.94

Deductions: Falls: -1.00 -1.00

< Under-rotated jump x Credit for highlight distribution, base value multiplied by 1.1

Rank	Name	Nation	Starting Number	Total Segment Score	Total Element Score	Total Program Component Score (factored)	Total Deductions
8	Kim LUCINE	MON	22	117.78	59.06	58.72	0.00

#	Executed Elements	Info	Base Value	GOE	The Judges Panel (in random order)										Ref	Scores of Panel	
1	3Lo		5.10	-0.70	-1	-1	-1	-1	-1	-1	-1	-1	-1	-1		4.40	
2	3F+3T<	<	8.20	-0.90	-1	-2	-1	-1	-2	-1	-1	-2	0				7.30
3	3Lz		6.00	0.70	1	0	1	1	1	1	1	1	1				6.70
4	SSp3		2.10	0.43	0	1	0	1	1	1	1	1	1				2.53
5	CiSt3		3.30	0.21	0	0	1	0	0	1	1	0	1				3.51
6	2A		3.30	0.29	1	0	0	1	1	1	0	0	1				3.59
7	2A+2T		5.17 x	0.14	0	0	0	0	0	1	1	0	1				5.31
8	3Lz+2T		8.14 x	0.10	0	-1	0	0	0	1	0	0	1				8.24
9	3F		5.83 x	-0.70	-1	-1	-1	-2	-1	-1	-1	-1	-1				5.13
10	FSSp2		2.30	-0.04	0	-2	0	-1	0	0	0	0	0				2.26
11	3S		4.62 x	-0.10	-1	0	-1	0	0	0	0	0	0				4.52
12	ChSt1		2.00	0.57	0	1	0	1	1	0	1	0	2				2.57
13	CCoSp3		3.00	0.00	0	0	1	0	0	0	0	0	0				3.00
			59.06													59.06	

Program Components

	Factor											
Skating Skills	2.00	5.25	5.75	5.25	5.25	5.75	5.25	5.75	6.00	6.25		5.57
Transition / Linking Footwork	2.00	5.25	5.75	5.25	5.50	6.00	5.50	5.25	6.00	6.50		5.61
Performance / Execution	2.00	5.50	6.50	5.00	6.25	6.00	6.25	5.75	6.00	7.00		6.04
Choreography / Composition	2.00	5.25	6.00	5.25	6.00	6.25	5.75	6.00	6.25	6.75		5.93
Interpretation	2.00	5.50	6.50	5.25	6.75	6.25	6.00	6.25	6.25	7.50		6.21
Judges Total Program Component Score (factored)												58.72

Deductions: 0.00

< Under-rotated jump x Credit for highlight distribution, base value multiplied by 1.1

ISU World Figure Skating Championships 2011

PRELIMINARY ROUND MEN FREE SKATING JUDGES DETAILS PER SKATER

Rank	Name	Nation	Starting Number	Total Segment Score	Total Element Score	Total Program Component Score (factored)	Total Deductions
9	Maxim SHIPOV	ISR	11	116.42	64.86	51.56	0.00

#	Executed Elements	Info	Base Value	GOE	The Judges Panel (in random order)								Ref	Scores of Panel	
1	3A+2T		9.90	1.00	1	1	1	1	1	1	1	0	1		10.90
2	3A		8.50	0.00	1	0	0	0	0	0	-1	0	0		8.50
3	3Lz	e	6.00	-0.60	-1	-1	0	0	-1	-1	-1	-1	-1		5.40
4	3S		4.20	-0.90	-1	-1	-2	-2	-1	-1	-2	-1	-1		3.30
5	CSSp4		3.00	0.29	0	0	1	1	1	1	0	1	0		3.29
6	SISt2		2.30	0.36	0	1	1	0	1	1	0	1	1		2.66
7	3F		5.83 x	-1.30	-2	-3	-2	-2	-1	-1	-2	-2	-2		4.53
8	3F+2T		7.37 x	-0.20	0	-1	-1	0	0	0	-1	0	0		7.17
9	FCCoSp2		2.50	0.21	1	1	0	0	1	0	0	0	1		2.71
10	ChSt1		2.00	0.43	1	0	0	1	0	1	0	0	1		2.43
11	3T		4.51 x	0.30	0	0	1	1	1	0	0	0	1		4.81
12	2A+2A+SEQ		5.81 x	0.14	1	0	0	0	1	0	0	0	1		5.95
13	CCoSp3		3.00	0.21	0	0	1	0	1	1	0	0	1		3.21
			64.92											64.86	

Program Components	Factor											
Skating Skills	2.00	5.50	6.00	5.75	5.00	5.00	5.50	5.00	5.75	5.75	5.75	5.46
Transition / Linking Footwork	2.00	4.50	5.25	4.75	4.50	4.75	5.00	3.75	5.25	5.50	4.86	
Performance / Execution	2.00	5.25	5.25	4.75	5.00	4.75	5.50	4.00	5.75	6.00	5.18	
Choreography / Composition	2.00	5.50	5.50	5.00	4.25	5.00	5.75	4.25	5.50	5.75	5.21	
Interpretation	2.00	5.50	4.75	4.75	4.50	5.25	5.25	4.00	5.75	5.50	5.07	
Judges Total Program Component Score (factored)												51.56

Deductions: 0.00

x Credit for highlight distribution, base value multiplied by 1.1 e Jump take off with wrong edge

Rank	Name	Nation	Starting Number	Total Segment Score	Total Element Score	Total Program Component Score (factored)	Total Deductions
10	Jorik HENDRICKX	BEL	21	109.59	53.45	57.14	-1.00

#	Executed Elements	Info	Base Value	GOE	The Judges Panel (in random order)								Ref	Scores of Panel	
1	3Lz+2T		7.40	0.10	0	1	0	1	0	0	0	0	0		7.50
2	2A		3.30	0.43	1	2	0	1	1	1	1	1	0		3.73
3	3F	e	5.30	-0.80	-1	0	-2	0	-2	-1	-2	-1	-1		4.50
4	FCSSp4		3.00	0.50	1	1	1	1	1	1	1	1	2		3.50
5	CiSt3		3.30	0.50	1	0	1	1	1	2	1	1	1		3.80
6	2Lz<	<	1.65 x	-0.90	-3	-3	-3	-3	-3	-3	-3	-3	-3		0.75
7	3Lo+2T		7.15 x	0.50	1	1	1	1	0	0	1	1	0		7.65
8	3S<	<	3.19 x	-2.10	-3	-3	-3	-3	-3	-3	-3	-3	-3		1.09
9	CCoSp4		3.50	0.50	1	1	1	1	0	2	0	2	1		4.00
10	3Lo		5.61 x	-0.80	-1	-1	-1	-1	-2	-1	-2	-1	-1		4.81
11	2A+2T+2T		6.71 x	0.00	0	0	0	0	0	0	0	0	0		6.71
12	ChSt1		2.00	0.14	0	0	0	0	0	1	0	0	1		2.14
13	FCSp4		3.20	0.07	0	-1	1	1	0	0	0	0	0		3.27
			55.31											53.45	

Program Components	Factor											
Skating Skills	2.00	5.50	6.00	6.25	5.75	5.50	5.75	5.75	6.00	6.25	5.86	
Transition / Linking Footwork	2.00	5.00	5.25	6.00	6.75	4.75	5.50	5.50	5.50	6.75	5.64	
Performance / Execution	2.00	4.75	5.25	6.00	6.50	5.00	5.75	5.50	5.50	6.75	5.64	
Choreography / Composition	2.00	5.25	5.50	6.25	6.25	5.00	5.50	5.25	5.75	6.25	5.68	
Interpretation	2.00	5.50	5.00	6.25	6.00	5.25	5.50	5.75	6.00	7.00	5.75	
Judges Total Program Component Score (factored)												57.14

Deductions: Falls: -1.00 **-1.00**

< Under-rotated jump x Credit for highlight distribution, base value multiplied by 1.1 e Jump take off with wrong edge

ISU World Figure Skating Championships 2011

PRELIMINARY ROUND MEN FREE SKATING JUDGES DETAILS PER SKATER

Rank	Name	Nation	Starting Number	Total Segment Score	Total Element Score	Total Program Component Score (factored)	Total Deductions
11	Misha GE	UZB	12	109.39	54.39	55.00	0.00

#	Executed Elements	Info	Base Value	GOE	The Judges Panel (in random order)								Ref	Scores of Panel	
1	2A		3.30	0.07	0	0	0	1	1	0	0	0	0		3.37
2	3F+2T		6.70	0.00	0	0	0	0	0	0	0	0	0		6.70
3	3Lz		6.00	0.00	0	0	0	1	-1	0	0	0	0		6.00
4	3Lz+SEQ		4.80	-0.30	0	-1	0	0	-1	-1	-1	0	0		4.50
5	FSSp3		2.60	0.36	0	1	1	1	0	1	0	1	1		2.96
6	3F		5.30	-0.20	-1	1	0	-1	0	-1	0	0	0		5.10
7	3Lo		5.61 x	0.20	0	1	0	1	0	1	0	0	0		5.81
8	3S		4.62 x	0.40	0	0	1	1	1	1	0	1	0		5.02
9	CCoSp3		3.00	0.57	0	1	1	2	1	1	1	1	2		3.57
10	2A		3.63 x	-1.00	-2	-2	-2	-2	-2	-2	-2	-2	-1		2.63
11	CiSt2		2.30	0.86	1	1	2	2	2	2	2	2	1		3.16
12	CSSp1		1.90	-0.04	0	0	0	0	-1	1	-1	0	0		1.86
13	ChSt1		2.00	1.71	1	1	1	2	2	2	2	2	2		3.71
			51.76												54.39
Program Components			Factor												
Skating Skills			2.00	5.50	4.75	5.25	5.75	5.25	5.50	4.50	5.50	5.25	5.25		5.29
Transition / Linking Footwork			2.00	5.00	4.25	5.00	5.50	5.50	5.75	4.00	5.25	5.75			5.18
Performance / Execution			2.00	5.50	5.50	5.00	6.75	6.00	6.50	4.75	5.25	6.50			5.75
Choreography / Composition			2.00	5.25	4.50	5.25	6.25	5.75	6.00	4.50	5.50	6.00			5.46
Interpretation			2.00	5.50	5.25	5.50	6.75	6.00	6.50	5.25	5.50	6.50			5.82
Judges Total Program Component Score (factored)															55.00
Deductions:															0.00

x Credit for highlight distribution, base value multiplied by 1.1

Rank	Name	Nation	Starting Number	Total Segment Score	Total Element Score	Total Program Component Score (factored)	Total Deductions
12	Min-Seok KIM	KOR	14	98.67	50.25	49.42	-1.00

#	Executed Elements	Info	Base Value	GOE	The Judges Panel (in random order)								Ref	Scores of Panel		
1	3A		8.50	-1.29	-2	-1	-1	-1	-1	-1	-1	-2	-2		7.21	
2	3Lz		6.00	0.00	0	0	0	0	0	0	0	-1	0		6.00	
3	3A+1T		8.90	-1.14	-2	-1	-1	-1	-1	-1	-2	-1	-1		7.76	
4	SIS2		2.30	0.00	0	0	0	0	0	0	0	0	0		2.30	
5	CSSp4		3.00	0.29	1	1	1	0	0	0	0	1	1		3.29	
6	2F	e	1.98 x	-0.43	-2	-2	-2	-2	-1	-1	-1	-1	-1		1.55	
7	2Lz+2Lo		4.29 x	0.00	0	0	0	0	0	0	0	0	0		4.29	
8	3Lo<	<	3.96 x	-2.10	-3	-3	-3	-3	-3	-3	-3	-2	-3		1.86	
9	FCSp1		1.90	-0.13	0	-1	0	0	1	0	-1	-1	-1		1.77	
10	3S<	<	3.19 x	-0.70	-1	-1	-1	-1	-1	0	-1	-1	-2		2.49	
11	2A+2A+SEQ		5.81 x	0.21	0	1	1	0	1	0	1	0	0		6.02	
12	ChSt1		2.00	0.00	0	0	0	0	0	0	0	-1	0		2.00	
13	CCoSp4		3.50	0.21	0	1	1	0	1	1	0	-1	0		3.71	
			55.33												50.25	
Program Components			Factor													
Skating Skills			2.00	4.75	5.25	5.25	6.00	5.50	4.75	6.25	4.50	5.75			5.32	
Transition / Linking Footwork			2.00	4.25	4.75	4.25	5.50	5.00	3.75	5.25	4.50	5.25			4.75	
Performance / Execution			2.00	4.50	5.00	4.50	5.75	5.25	4.00	5.00	4.75	5.25			4.89	
Choreography / Composition			2.00	4.25	5.00	4.50	5.50	5.50	4.50	5.50	5.00	5.00			5.00	
Interpretation			2.00	4.00	4.75	4.50	5.75	5.25	4.50	5.00	4.25	5.00			4.75	
Judges Total Program Component Score (factored)															49.42	
Deductions:				Falls:	-1.00											-1.00

< Under-rotated jump x Credit for highlight distribution, base value multiplied by 1.1 e Jump take off with wrong edge

ISU World Figure Skating Championships 2011

PRELIMINARY ROUND MEN FREE SKATING JUDGES DETAILS PER SKATER

Rank	Name	Nation	Starting Number	Total Segment Score	Total Element Score	Total Program Component Score (factored)	Total Deductions
13	Mark WEBSTER	AUS	9	95.84	48.84	48.00	-1.00

#	Executed Elements	Info	Base Value	GOE	The Judges Panel (in random order)									Ref	Scores of Panel	
1	3A		8.50	-3.00	-3	-3	-3	-3	-3	-3	-3	-3	-3	-3		5.50
2	3F		5.30	-1.10	-2	-1	-1	-1	-2	-2	-2	-1	-2		4.20	
3	3Lo		5.10	0.00	-1	0	0	0	0	0	1	0	0		5.10	
4	FCCoSp2		2.50	0.21	1	1	0	0	0	0	1	1	0		2.71	
5	CiSt2		2.30	0.21	0	1	1	0	0	0	1	1	0		2.51	
6	3S+2T		6.16	x 0.40	1	0	1	1	1	1	0	0	0		6.56	
7	CSSp3		2.60	0.50	1	1	1	1	1	1	1	1	0		3.10	
8	3T		4.51	x 0.60	0	2	1	1	2	1	0	1	0		5.11	
9	3S<	<	3.19	x -1.90	-3	-2	-3	-3	-2	-3	-3	-3	-2		1.29	
10	2A		3.63	x -0.07	0	-1	0	1	-1	0	0	0	0		3.56	
11	ChSt1		2.00	0.57	1	1	1	0	1	0	0	1	0		2.57	
12	2A		3.63	x 0.00	0	0	0	0	0	0	0	0	0		3.63	
13	CCoSp2		2.50	0.50	1	1	1	1	1	1	1	1	1		3.00	
			51.92												48.84	

Program Components	Factor											
Skating Skills	2.00	4.75	5.25	5.75	5.25	5.00	5.00	5.00	4.75	5.25		5.07
Transition / Linking Footwork	2.00	4.25	4.50	4.50	4.25	4.00	4.25	4.50	4.50	4.75		4.39
Performance / Execution	2.00	4.75	5.00	5.50	5.00	4.75	4.50	4.50	4.50	5.00		4.79
Choreography / Composition	2.00	4.25	5.25	5.00	5.25	4.75	5.00	4.75	4.75	4.75		4.89
Interpretation	2.00	4.50	5.00	5.25	5.25	4.50	4.50	4.75	5.00	5.00		4.86
Judges Total Program Component Score (factored)												48.00

Deductions: Falls: -1.00 -1.00

< Under-rotated jump x Credit for highlight distribution, base value multiplied by 1.1

Rank	Name	Nation	Starting Number	Total Segment Score	Total Element Score	Total Program Component Score (factored)	Total Deductions
14	Justus STRID	DEN	10	95.16	48.06	48.10	-1.00

#	Executed Elements	Info	Base Value	GOE	The Judges Panel (in random order)									Ref	Scores of Panel
1	2A		3.30	-0.71	-1	-2	-2	-1	-1	-1	-1	-2	-2		2.59
2	3F	e	5.30	-1.80	-3	-3	-2	-3	-2	-3	-2	-3	-2		3.50
3	3Lz		6.00	-2.10	-3	-3	-3	-3	-3	-3	-3	-3	-3		3.90
4	3T+2T+2T		6.90	-1.00	-1	-2	-1	-1	-1	-2	-1	-2	-2		5.90
5	CCoSp4		3.50	0.00	0	0	0	0	0	0	0	-1	1		3.50
6	CiSt2		2.30	0.43	1	1	0	1	0	1	2	1	1		2.73
7	3F+2T		7.37	x -0.60	0	-1	-1	0	-1	-1	-1	-1	-1		6.77
8	3S		4.62	x -0.80	-1	-2	-1	-1	-1	-1	-1	-1	-2		3.82
9	2Lz+2T		3.85	x 0.00	0	0	0	0	0	0	0	0	0		3.85
10	2A		3.63	x 0.07	0	0	0	0	0	1	0	1	0		3.70
11	FSSp3		2.60	-0.13	-1	0	0	0	-1	-1	0	0	-2		2.47
12	CSSp1		1.90	0.00	0	0	0	0	0	0	0	1	-1		1.90
13	ChSt1		2.00	1.43	1	1	0	1	1	2	2	2	2		3.43
			53.27												48.06

Program Components	Factor											
Skating Skills	2.00	4.50	4.50	5.25	4.75	5.25	4.50	5.00	5.00	4.50		4.79
Transition / Linking Footwork	2.00	4.25	4.00	4.75	4.25	4.75	4.25	4.25	4.75	4.50		4.43
Performance / Execution	2.00	4.25	5.00	4.75	4.50	5.25	4.50	4.75	5.25	5.25		4.86
Choreography / Composition	2.00	4.50	4.25	5.00	4.75	5.25	5.00	5.00	5.75	4.50		4.86
Interpretation	2.00	4.75	5.00	5.25	4.50	5.25	5.50	5.25	5.50	4.75		5.11
Judges Total Program Component Score (factored)												48.10

Deductions: Falls: -1.00 -1.00

x Credit for highlight distribution, base value multiplied by 1.1 e Jump take off with wrong edge

ISU World Figure Skating Championships 2011

PRELIMINARY ROUND MEN FREE SKATING JUDGES DETAILS PER SKATER

Rank	Name	Nation	Starting Number	Total Segment Score	Total Element Score	Total Program Component Score (factored)	Total Deductions
15	David RICHARDSON	GBR	3	93.20	47.42	46.78	-1.00

#	Executed Elements	Info	Base Value	GOE	The Judges Panel (in random order)								Ref	Scores of Panel	
1	2A		3.30	-0.29	-1	0	-1	0	-1	-1	0	-1	0		3.01
2	3T		4.10	0.70	1	0	2	2	1	0	1	1	1		4.80
3	3F<	e	3.70	-1.60	-2	-2	-2	-3	-3	-2	-2	-2	-3		2.10
4	3Lo		5.10	0.00	0	0	-1	0	0	0	0	0	0		5.10
5	CiSt2		2.30	0.21	0	0	1	1	0	0	0	1	1		2.51
6	FCSp1		1.90	0.29	1	1	0	1	0	0	1	0	1		2.19
7	2A+2T		5.17 x	0.43	1	0	1	1	1	1	1	0	1		5.60
8	3T+2T+2T		7.59 x	0.20	0	0	0	1	0	0	1	0	1		7.79
9	3S		4.62 x	-2.10	-3	-3	-3	-3	-3	-3	-3	-3	-3		2.52
10	ChSt1		2.00	0.57	0	0	1	0	1	0	1	1	1		2.57
11	2Lo+2T		3.52 x	0.00	0	0	0	0	0	0	1	0	0		3.52
12	CSSp4		3.00	0.00	1	0	0	0	0	0	0	0	0		3.00
13	FCCoSp2		2.50	0.21	0	1	-1	1	0	0	0	1	1		2.71
			48.80											47.42	

Program Components

Factor

Skating Skills	2.00	4.75	4.50	4.75	4.75	5.50	4.75	4.75	4.75	5.00	5.00		4.82
Transition / Linking Footwork	2.00	4.25	4.25	4.50	4.50	4.00	4.50	4.50	4.50	4.50	4.50		4.43
Performance / Execution	2.00	4.25	4.25	5.00	5.25	4.50	4.75	4.75	4.75	4.75	4.75		4.68
Choreography / Composition	2.00	4.75	4.25	4.50	4.75	5.00	4.50	5.00	5.00	5.00	4.50		4.71
Interpretation	2.00	4.50	4.50	4.75	5.50	4.00	4.75	4.50	5.25	5.00			4.75
Judges Total Program Component Score (factored)													46.78

Deductions: Falls: -1.00 -1.00

< Under-rotated jump x Credit for highlight distribution, base value multiplied by 1.1 e Jump take off with wrong edge

Rank	Name	Nation	Starting Number	Total Segment Score	Total Element Score	Total Program Component Score (factored)	Total Deductions
16	Tigran VARDANJAN	HUN	1	91.16	48.50	42.66	0.00

#	Executed Elements	Info	Base Value	GOE	The Judges Panel (in random order)								Ref	Scores of Panel	
1	3F+3T		9.40	-0.50	-1	-1	-1	0	-1	-1	0	-1	0		8.90
2	2Lo		1.80	-0.69	-3	-2	-3	-2	-2	-2	-3	-2		1.11	
3	3Lz		6.00	-0.70	-1	-1	-1	-1	-1	-1	-1	-1		5.30	
4	2A		3.30	0.21	0	0	1	0	1	1	0	0	1		3.51
5	FCSp1		1.90	-0.09	0	0	-1	-1	0	0	-1	0	0		1.81
6	3Lz+SEQ		4.80	-1.90	-3	-3	-3	-3	-2	-2	-3	-3	-2		2.90
7	SIS1		1.80	0.00	0	0	-1	0	0	1	0	0	0		1.80
8	3S+2T+2T		7.70 x	0.20	0	0	0	1	1	0	1	0	0		7.90
9	2A		3.63 x	0.07	0	0	0	1	0	1	-1	0	0		3.70
10	CSSp2		2.30	0.00	0	0	-1	0	0	0	0	0	0		2.30
11	3T		4.51 x	-0.40	-1	-1	-1	0	-1	0	-1	0	0		4.11
12	ChSt1		2.00	0.29	1	0	-1	0	0	1	0	0	1		2.29
13	CCoSp3		3.00	-0.13	0	0	-1	-2	0	0	-1	-1	0		2.87
			52.14											48.50	

Program Components

Factor

Skating Skills	2.00	5.25	4.50	4.25	4.50	5.00	5.00	5.25	4.25	4.25			4.68
Transition / Linking Footwork	2.00	4.00	4.00	3.75	4.50	3.75	4.25	4.25	3.75	3.75			3.96
Performance / Execution	2.00	4.75	4.25	3.50	4.00	4.25	4.75	5.00	4.00	4.00			4.29
Choreography / Composition	2.00	4.50	4.00	4.25	4.25	4.00	4.50	5.00	4.25	4.25			4.29
Interpretation	2.00	5.25	4.25	3.50	4.00	4.50	4.25	3.75	4.00	4.00			4.11
Judges Total Program Component Score (factored)													42.66

Deductions: 0.00

x Credit for highlight distribution, base value multiplied by 1.1

ISU World Figure Skating Championships 2011

PRELIMINARY ROUND MEN FREE SKATING JUDGES DETAILS PER SKATER

Rank	Name	Nation	Starting Number	Total Segment Score	Total Element Score	Total Program Component Score (factored)	Total Deductions
17	Mikael REDIN	SUI	23	90.79	44.31	48.48	-2.00

#	Executed Elements	Info	Base Value	GOE	The Judges Panel (in random order)									Ref	Scores of Panel
1	3Lz+2T		7.40	0.10	1	0	0	0	0	0	1	0	0		7.50
2	3F		5.30	-2.10	-3	-3	-3	-3	-3	-3	-3	-3	-3		3.20
3	3Lo		5.10	0.30	1	0	1	1	1	0	0	0	0		5.40
4	CISt2		2.30	0.14	1	0	0	1	0	0	0	1	0		2.44
5	FCCoSp3		3.00	0.21	1	1	0	0	0	1	1	0	0		3.21
6	3Lz		6.60 x	-1.10	-1	-1	-2	-2	-1	-2	-1	-2	-2		5.50
7	ChSt1		2.00	0.29	1	0	0	0	0	1	0	1	0		2.29
8	3F+SEQ	e	4.66 x	-2.00	-2	-3	-3	-3	-3	-2	-3	-3	-3		2.66
9	3T		4.51 x	-1.40	-2	-2	-2	-2	-2	-2	-2	-2	-3		3.11
10	2A		3.63 x	-1.50	-3	-3	-3	-3	-3	-3	-3	-3	-3		2.13
11	2S		1.54 x	0.00	0	0	0	0	0	0	0	0	-1		1.54
12	FCSSp1		1.90	0.07	0	1	0	0	0	0	1	0	0		1.97
13	CCoSp3		3.00	0.36	1	2	0	0	0	1	1	1	1		3.36
			50.94												44.31

Program Components	Factor												
Skating Skills	2.00	5.00	4.75	5.25	4.75	4.50	5.25	5.75	4.75	5.25	5.00		5.00
Transition / Linking Footwork	2.00	5.25	4.50	4.50	4.50	4.50	4.75	5.75	4.50	5.00		4.71	
Performance / Execution	2.00	5.00	4.50	5.00	4.25	4.25	4.50	5.25	4.75	5.50		4.75	
Choreography / Composition	2.00	5.50	4.50	4.75	4.50	4.75	5.25	5.75	4.50	5.00		4.89	
Interpretation	2.00	5.25	4.75	4.75	4.50	4.50	5.00	5.25	4.75	5.75		4.89	
Judges Total Program Component Score (factored)													48.48

Deductions: Falls: -2.00 **-2.00**

x Credit for highlight distribution, base value multiplied by 1.1 e Jump take off with wrong edge

Rank	Name	Nation	Starting Number	Total Segment Score	Total Element Score	Total Program Component Score (factored)	Total Deductions
18	Kutay ERYOLDAS	TUR	7	86.60	43.46	43.14	0.00

#	Executed Elements	Info	Base Value	GOE	The Judges Panel (in random order)									Ref	Scores of Panel
1	2Lz		2.10	0.00	0	0	0	0	0	0	0	0	0		2.10
2	3F	e	5.30	-1.60	-3	-2	-2	-2	-2	-3	-3	-2	-2		3.70
3	3S+2T		5.60	0.00	0	0	-1	0	0	0	0	0	0		5.60
4	FCSSp4		3.00	-0.04	0	-1	-1	0	0	0	1	0	0		2.96
5	2A+2T		4.70	0.00	0	0	0	0	0	0	0	1	1		4.70
6	SIS2		2.30	0.21	0	0	1	1	1	0	0	1	0		2.51
7	3T+1T+1T		5.39 x	-0.40	0	0	-1	-1	-1	-2	0	0	-1		4.99
8	FSSp2		2.30	0.29	0	0	1	0	0	1	1	1	1		2.59
9	3S		4.62 x	-1.40	-2	-2	-2	-2	-2	-2	-2	-1	-2		3.22
10	3T		4.51 x	-1.20	-2	-1	-2	-2	-1	-1	-2	-2	-2		3.31
11	2A		3.63 x	-1.21	-2	-3	-2	-3	-2	-3	-2	-2	-3		2.42
12	ChSt1		2.00	0.86	1	0	1	1	0	2	1	1	1		2.86
13	CCoSp2		2.50	0.00	0	0	0	0	0	-1	0	0	0		2.50
			47.95												43.46

Program Components	Factor												
Skating Skills	2.00	4.25	4.25	4.50	4.75	3.50	4.75	4.25	4.50	4.50		4.43	
Transition / Linking Footwork	2.00	4.00	4.25	4.75	4.50	4.50	4.25	4.75	4.00	4.50		4.39	
Performance / Execution	2.00	3.75	4.50	3.75	4.50	4.00	4.00	4.50	4.00	4.75		4.18	
Choreography / Composition	2.00	4.25	4.50	4.25	4.50	3.75	4.50	4.00	4.50	4.50		4.36	
Interpretation	2.00	4.25	4.00	3.75	4.75	4.00	4.50	4.25	4.25	4.25		4.21	
Judges Total Program Component Score (factored)													43.14

Deductions: **0.00**

x Credit for highlight distribution, base value multiplied by 1.1 e Jump take off with wrong edge

ISU World Figure Skating Championships 2011

PRELIMINARY ROUND MEN FREE SKATING JUDGES DETAILS PER SKATER

Rank	Name	Nation	Starting Number	Total Segment Score	Total Element Score	Total Program Component Score (factored)	Total Deductions
19	Stephen Li-Chung KUO	TPE	24	85.71	38.57	47.14	0.00

#	Executed Elements	Info	Base Value	GOE	The Judges Panel (in random order)										Ref	Scores of Panel
1	2A		3.30	0.36	0	1	0	1	1	1	0	1	1		3.66	
2	3Lo<	<	3.60	-1.50	-3	-2	-2	-3	-2	-2	-2	-2	-1		2.10	
3	2F		1.80	0.04	0	0	0	1	0	1	0	0	0		1.84	
4	CISt2		2.30	0.07	0	0	0	0	0	1	0	0	1		2.37	
5	FCCoSp1		2.00	-0.09	-1	0	0	0	-1	0	-1	0	1		1.91	
6	3T+2T+2Lo		8.03 x	-0.10	0	0	-1	0	0	-1	0	0	0		7.93	
7	3S		4.62 x	-0.30	-1	-1	-1	0	0	-1	0	0	0		4.32	
8	3T		4.51 x	-0.20	0	-1	-1	0	0	-1	0	0	0		4.31	
9	2S<<	<<	0.44 x	-0.30	-3	-3	-3	-3	-3	-3	-3	-3	-3		0.14	
10	1A		1.21 x	0.00	0	0	0	0	0	0	0	0	0		1.21	
11	CSSp4		3.00	0.07	0	0	0	0	0	0	0	1	1		3.07	
12	ChSt1		2.00	0.71	1	1	0	1	0	1	0	1	2		2.71	
13	CCoSp3		3.00	0.00	0	0	0	0	0	0	0	0	1		3.00	
			39.81													38.57

Program Components

Factor

Skating Skills	2.00	4.00	5.50	4.50	5.00	3.75	4.75	4.75	4.75	5.00	6.00		4.79
Transition / Linking Footwork	2.00	4.00	5.25	4.00	4.25	4.00	4.75	4.75	4.25	4.25	5.75		4.39
Performance / Execution	2.00	4.50	5.75	4.25	4.75	4.25	5.00	4.50	4.50	5.50		4.71	
Choreography / Composition	2.00	4.50	5.50	4.25	5.00	4.25	4.50	4.75	5.00	5.75		4.79	
Interpretation	2.00	4.75	6.00	4.50	4.75	4.50	4.75	4.75	4.75	6.00		4.89	
Judges Total Program Component Score (factored)													47.14

Deductions:

0.00

< Under-rotated jump << Downgraded jump x Credit for highlight distribution, base value multiplied by 1.1

Rank	Name	Nation	Starting Number	Total Segment Score	Total Element Score	Total Program Component Score (factored)	Total Deductions
20	Bela PAPP	FIN	6	83.47	40.47	44.00	-1.00

#	Executed Elements	Info	Base Value	GOE	The Judges Panel (in random order)										Ref	Scores of Panel
1	2Lo		1.80	-0.09	0	-1	-1	0	0	0	0	0	-1		1.71	
2	3F<	<	3.70	-2.10	-3	-3	-3	-3	-3	-3	-3	-3	-3		1.60	
3	CSSp4		3.00	0.43	2	1	1	1	1	1	0	1	0		3.43	
4	3T+2T+1Lo		6.00	0.00	0	0	0	0	0	0	0	0	0		6.00	
5	3S<	<	2.90	-1.30	-2	-1	-2	-2	-2	-1	-2	-3	-2		1.60	
6	2A		3.63 x	0.21	1	0	0	0	1	1	0	1	0		3.84	
7	1F+2T	e	2.09 x	-0.31	-1	-2	-2	-1	-1	-1	-2	-2	-2		1.78	
8	CCoSp3		3.00	0.43	2	0	1	0	1	1	1	1	1		3.43	
9	3T		4.51 x	0.40	1	1	0	0	1	1	0	0	1		4.91	
10	SISt2		2.30	0.43	1	1	1	0	1	0	1	1	1		2.73	
11	2A		3.63 x	0.00	0	0	0	0	0	0	0	-1		3.63		
12	ChSt1		2.00	1.00	1	1	1	0	1	1	1	1	1		3.00	
13	FSSp3		2.60	0.21	1	1	0	1	0	1	0	0	0		2.81	
			41.16													40.47

Program Components

Factor

Skating Skills	2.00	4.75	4.25	4.75	4.75	4.75	4.50	4.25	4.25	4.25		4.50
Transition / Linking Footwork	2.00	5.25	3.75	3.50	4.25	5.00	4.25	4.00	4.00	4.75		4.29
Performance / Execution	2.00	4.50	4.50	4.25	4.50	4.75	4.50	4.00	4.50	3.25		4.39
Choreography / Composition	2.00	5.00	4.25	4.00	4.50	5.00	4.75	4.25	4.50	4.00		4.46
Interpretation	2.00	4.50	4.00	4.00	4.75	5.00	4.25	4.50	4.50	3.25		4.36
Judges Total Program Component Score (factored)												44.00

Deductions:

Falls: -1.00

-1.00

< Under-rotated jump x Credit for highlight distribution, base value multiplied by 1.1 e Jump take off with wrong edge

ISU World Figure Skating Championships 2011

PRELIMINARY ROUND MEN FREE SKATING JUDGES DETAILS PER SKATER

Rank	Name	Nation	Starting Number	Total Segment Score	Total Element Score	Total Program Component Score (factored)	Total Deductions
------	------	--------	-----------------	---------------------	---------------------	--	------------------

21	Harry Hau Yin LEE	HKG	5	82.39	46.09	36.30	0.00
----	-------------------	-----	---	-------	-------	-------	------

#	Executed Elements	Info	Base Value	GOE	The Judges Panel (in random order)										Ref	Scores of Panel	
1	3Lz		6.00	-0.10	0	-1	0	-1	0	0	0	0	0	0	0	0	5.90
2	3F	e	5.30	-1.00	-2	-1	-1	-1	-2	-2	-1	-1	-2			4.30	
3	3Lo<<	<<	1.80	-0.69	-3	-3	-3	-2	-2	-2	-2	-2	-2			1.11	
4	FSSp3		2.60	0.00	1	0	0	0	0	-1	0	0	0			2.60	
5	3S		4.20	0.00	0	0	0	0	0	0	0	0	0			4.20	
6	3T+2T+2T<	<	6.50	-1.10	-2	-2	-2	-1	-1	-2	-2	-1	-1			5.40	
7	3S+2T		6.16 x	-0.30	0	-1	0	-1	0	-1	0	0	-1			5.86	
8	CSSp2		2.30	0.00	0	0	0	0	0	0	0	0	0			2.30	
9	CiSt1		1.80	-0.09	-1	0	0	0	0	-2	0	0	-1			1.71	
10	2A+2T		5.17 x	0.00	0	0	0	0	0	1	0	0	0			5.17	
11	2A		3.63 x	0.00	0	0	0	0	0	0	0	0	0			3.63	
12	CCoSp1		2.00	-0.09	-1	0	0	-1	0	-1	0	1	0			1.91	
13	ChSt1		2.00	0.00	1	0	0	0	0	-1	0	0	0			2.00	
			49.46													46.09	

Program Components	Factor											
Skating Skills	2.00	4.50	3.50	4.25	4.00	4.00	4.00	4.75	4.00	4.00		4.11
Transition / Linking Footwork	2.00	3.75	3.00	3.25	3.00	3.75	3.25	4.25	3.00	3.50		3.36
Performance / Execution	2.00	4.25	3.00	3.75	3.25	4.00	2.75	4.50	3.25	3.25		3.54
Choreography / Composition	2.00	3.75	3.25	4.00	3.50	4.00	3.50	4.00	3.50	3.00		3.64
Interpretation	2.00	4.00	2.75	4.25	3.25	3.75	2.25	4.50	3.25	3.25		3.50
Judges Total Program Component Score (factored)												36.30

Deductions: 0.00

< Under-rotated jump << Downgraded jump x Credit for highlight distribution, base value multiplied by 1.1 e Jump take off with wrong edge

Rank	Name	Nation	Starting Number	Total Segment Score	Total Element Score	Total Program Component Score (factored)	Total Deductions
------	------	--------	-----------------	---------------------	---------------------	--	------------------

22	Vitali LUCHANOK	BLR	8	81.51	37.81	43.70	0.00
----	-----------------	-----	---	-------	-------	-------	------

#	Executed Elements	Info	Base Value	GOE	The Judges Panel (in random order)										Ref	Scores of Panel
1	2Lz+2T		3.50	0.00	0	0	0	0	0	0	0	0	0	0	0	3.50
2	3F	e	5.30	-1.30	-2	-1	-2	-2	-2	-2	-2	-2	-1			4.00
3	2A+2T		4.70	0.36	0	1	0	1	0	1	1	1	1			5.06
4	FSSp3		2.60	0.50	1	1	1	1	1	1	1	1	1			3.10
5	2Lo		1.80	-0.13	-1	0	-1	0	0	-1	-1	0	0			1.67
6	3F+SEQ	e	4.24	-1.80	-2	-2	-3	-3	-3	-3	-3	-2	-2			2.44
7	CiSt2		2.30	0.00	-1	0	0	0	0	0	0	0	0			2.30
8	3S*+2T*	*	0.00	0.00	-	-	-	-	-	-	-	-	-			0.00
9	3S		4.62 x	0.20	0	1	0	1	0	0	0	0	1			4.82
10	CCSp1		2.00	0.00	-1	0	0	0	0	0	0	0	0			2.00
11	3T		4.51 x	0.50	1	0	1	1	0	1	1	0	1			5.01
12	ChSt1		2.00	0.00	0	0	0	0	0	1	0	0	0			2.00
13	CCoSp1		2.00	-0.09	-1	0	-1	0	0	0	-1	0	0			1.91
			39.57													37.81

Program Components	Factor											
Skating Skills	2.00	4.00	4.50	4.75	5.25	4.25	4.25	4.75	5.00	4.50		4.57
Transition / Linking Footwork	2.00	4.25	4.00	4.00	4.50	4.00	4.25	4.75	4.50	4.75		4.32
Performance / Execution	2.00	3.50	4.00	4.50	4.75	3.75	4.50	4.50	4.75	4.25		4.32
Choreography / Composition	2.00	3.75	4.25	4.25	5.00	4.00	4.75	4.50	4.50	4.50		4.39
Interpretation	2.00	3.50	4.25	4.00	4.75	4.00	4.50	4.00	4.75	4.25		4.25
Judges Total Program Component Score (factored)												43.70

Deductions: 0.00

* Invalid element x Credit for highlight distribution, base value multiplied by 1.1 e Jump take off with wrong edge

ISU World Figure Skating Championships 2011

PRELIMINARY ROUND MEN FREE SKATING JUDGES DETAILS PER SKATER

Rank	Name	Nation	Starting Number	Total Segment Score	Total Element Score	Total Program Component Score (factored)	Total Deductions
23	Sarkis HAYRAPETYAN	ARM	4	77.25	38.27	40.98	-2.00

#	Executed Elements	Info	Base Value	GOE	The Judges Panel (in random order)										Ref	Scores of Panel
1	2A+2T		4.70	0.14	1	0	0	0	0	1	0	0	1		4.84	
2	3Lz<	<	4.20	-2.10	-3	-3	-3	-3	-3	-3	-3	-3	-3		2.10	
3	3F<<	<<	1.80	-0.64	-2	-2	-2	-2	-3	-3	-2	-2	-2		1.16	
4	CSSp4		3.00	0.07	0	0	0	1	1	0	0	0	0		3.07	
5	3S		4.20	-0.90	-1	0	-2	-2	-2	-1	-1	-1	-1		3.30	
6	CCoSp1		2.00	0.00	0	0	0	0	0	0	0	0	0		2.00	
7	2A		3.63 x	0.07	0	0	1	0	0	1	0	0	0		3.70	
8	3T+2T		6.05 x	-0.60	-1	-1	-1	-1	0	0	-1	-1	-1		5.45	
9	3S+2T		6.16 x	-0.90	0	-1	-2	-1	-1	-2	-1	-2	-1		5.26	
10	SiSt1		1.80	0.29	0	0	1	0	1	1	1	0	1		2.09	
11	3T<	<	3.19 x	-2.10	-3	-3	-3	-3	-3	-3	-3	-3	-3		1.09	
12	FCSp2		2.30	-0.09	0	0	-1	0	0	-1	0	0	-1		2.21	
13	ChSt1		2.00	0.00	0	0	0	0	1	0	0	0	0		2.00	
			45.03													38.27

Program Components	Factor											
Skating Skills	2.00	4.00	4.25	4.00	4.00	4.25	4.50	3.50	4.50	4.50	4.50	4.21
Transition / Linking Footwork	2.00	3.50	4.25	4.25	3.00	3.50	4.00	4.25	4.00	3.75	3.89	
Performance / Execution	2.00	3.75	4.00	3.75	3.75	4.50	4.25	4.00	4.25	4.75	4.07	
Choreography / Composition	2.00	4.00	4.50	4.00	4.00	3.75	3.75	4.25	4.25	4.50	4.11	
Interpretation	2.00	4.00	4.50	3.75	3.75	4.25	4.75	4.50	4.50	4.00	4.21	
Judges Total Program Component Score (factored)												40.98

Deductions: Falls: -2.00 -2.00

< Under-rotated jump << Downgraded jump x Credit for highlight distribution, base value multiplied by 1.1

Rank	Name	Nation	Starting Number	Total Segment Score	Total Element Score	Total Program Component Score (factored)	Total Deductions
24	Georgi KENCHADZE	BUL	2	73.72	38.06	35.66	0.00

#	Executed Elements	Info	Base Value	GOE	The Judges Panel (in random order)										Ref	Scores of Panel
1	3Lo+2T		6.50	-0.10	0	-1	0	0	0	0	0	0	-1		6.40	
2	2F		1.80	0.00	0	0	0	0	0	0	0	0	-1		1.80	
3	3S+2T		5.60	-0.20	0	0	0	0	-1	0	0	-1	-1		5.40	
4	2A		3.30	-0.64	-1	-1	-1	-1	-1	-2	-2	-1	-2		2.66	
5	FSSp		0.00	0.00	-	-	-	-	-	-	-	-	-		0.00	
6	CiSt1		1.80	0.00	0	0	0	0	0	0	0	0	-2		1.80	
7	3S		4.62 x	-1.30	-1	-2	-1	-2	-2	-2	-2	-2	-2		3.32	
8	3T		4.51 x	0.00	0	0	0	0	0	0	0	0	-1		4.51	
9	2A		3.63 x	0.00	0	0	0	0	0	0	0	0	0		3.63	
10	2Lz		2.31 x	-0.30	-1	-1	0	-1	-1	-1	-2	-1	-1		2.01	
11	ChSt1		2.00	-0.07	0	0	0	0	0	0	-1	0	-2		1.93	
12	CSSp3		2.60	0.00	0	0	1	0	0	0	0	0	0		2.60	
13	CCoSp1		2.00	0.00	0	0	0	0	0	0	0	0	-1		2.00	
			40.67													38.06

Program Components	Factor											
Skating Skills	2.00	3.50	3.75	4.00	4.50	3.50	4.50	3.75	4.00	3.25	3.86	
Transition / Linking Footwork	2.00	3.00	3.25	3.75	3.75	3.50	3.50	3.00	3.25	3.25	3.36	
Performance / Execution	2.00	3.25	3.50	3.50	4.25	3.25	4.25	3.50	3.50	2.25	3.54	
Choreography / Composition	2.00	3.25	3.75	4.00	4.25	3.50	4.00	3.75	3.00	2.75	3.61	
Interpretation	2.00	3.00	3.25	4.00	4.00	3.75	3.75	3.00	3.50	2.00	3.46	
Judges Total Program Component Score (factored)												35.66

Deductions: 0.00

x Credit for highlight distribution, base value multiplied by 1.1

Printed: 25/04/2011 17:59:47



ISU WORLD FIGURE SKATING CHAMPIONSHIPS® 2011

April 25 – May 1, 2011 – Moscow / Russia

ISU World Figure Skating Championships 2011



PRELIMINARY ROUND LADIES

Ice Palace MEGASPORT	26 Apr 2011	Free Skating
----------------------	-------------	--------------

Size of Skating Area	:	30m*60m
Ice Conditions	:	very good
Number of Entries	:	27
Number of Participants	:	26

Entry Withdrawn	:	Fleur MAXWELL	LUX
-----------------	---	---------------	-----

Free Skating			
Duration	:	4:00	+ - 10 Sec.
Segment Factor	:	1.00	
Program Component Factors		Skating Skills	1.60
		Transitions	1.60
		Performance/Execution	1.60
		Choreography	1.60
		Interpretation	1.60

Official ISU Sponsors





ISU WORLD FIGURE SKATING CHAMPIONSHIPS® 2011
April 25 – May 1, 2011 – Moscow / Russia



ISU World Figure Skating Championships 2011

PANEL OF JUDGES

PRELIMINARY ROUND LADIES - FREE SKATING

Officials

Technical Controller	Ms. Susan LYNCH	ISU
Technical Specialist	Mr. Shin AMANO	ISU
Assistant Technical Specialist	Ms. Myriam LORIOL-OBERWILER	ISU

Judges

Referee	Ms. Hely ABBONDI	ISU
Judges	Ms. Mateja AVBREHT	ISU
	Ms. Prisca BINZ-MOSER	ISU
	Mr. Massimo ORLANDINI	ISU
	Mr. Vladislav PETUKHOV	ISU
	Ms. Tarja RISTANEN	ISU
	Mr. Evgeni ROKHIN	ISU
	Ms. Saioa SANCHO	ISU
	Mr. Yumin WANG	ISU

Data/Replay Operator

	Mr. Eugen LARASSER	ISU
	Mr. Alexander KUZNETSOV	ISU

printed at: 29/04/2011 18:08:35

Official ISU Sponsors





ISU WORLD FIGURE SKATING CHAMPIONSHIPS® 2011

April 25 – May 1, 2011 – Moscow / Russia



ISU World Figure Skating Championships 2011

RESULTS

PRELIMINARY ROUND LADIES FINAL RESULT

Pl.	Name	Nation	Total Score	FS
1	Mae Berenice MEITE	FRA	98.88	1
2	Joshi HELGESSON	SWE	91.70	2
3	Sonia LAFUENTE	ESP	91.17	3
4	Ira VANNUT	BEL	90.29	4
5	Amelie LACOSTE	CAN	87.04	5
6	Juulia TURKKILA	FIN	86.49	6
7	Karina JOHNSON	DEN	78.52	7
8	Dasa GRM	SLO	77.42	8
9	Elena GLEBOVA	EST	76.13	9
10	Irina MOVCHAN	UKR	75.96	10
11	Belinda SCHÖNBERGER	AUT	75.85	11
12	Bettina HEIM	SUI	72.74	12
13	Roberta RODEGHIERO	ITA	71.83	13
14	Sabina MARIUTA	ROU	68.63	14
15	Min-Jeong KWAK	KOR	67.75	15
16	Birce ATABEY	TUR	67.11	16
17	Mericien VENZON	PHI	66.94	17
18	Lejeanne MARAIS	RSA	65.99	18
19	Hristina VASSILEVA	BUL	65.26	19
20	Melinda WANG	TPE	63.32	20
21	Clara PETERS	IRL	60.94	21
22	Taryn JURGENSEN	THA	57.75	22
23	Mary Ro REYES	MEX	54.99	23
24	Georgia GLASTRIS	GRE	52.38	24
25	Marina SEEH	SRB	52.20	25
26	Tiffany Packard YU	HKG	51.72	26

Ms. Hely ABBONDATI ISU
Referee

Ms. Susan LYNCH ISU
Technical Controller

Printed: 26/04/2011 19:54:05

Official ISU Sponsors



ASIENCE



CITIZEN® GUINOT



25th Anniversary 25th Anniversary 25th Anniversary
25th Anniversary 25th Anniversary 25th Anniversary

JINRO

木下工務店



MARY COHR

OLYMPUS



ISU World Figure Skating Championships 2011

PRELIMINARY ROUND LADIES FREE SKATING JUDGES DETAILS PER SKATER

Rank	Name	Nation	Starting Number	Total Segment Score	Total Element Score	Total Program Component Score (factored)	Total Deductions
1	Mae Berenice MEITE	FRA	17	98.88	56.88	42.00	0.00

#	Executed Elements	Info	Base Value	GOE	The Judges Panel (in random order)									Ref	Scores of Panel
1	3Lo+2T		6.50	0.70	1	1	1	0	1	1	1	1	-		7.20
2	3Lz		6.00	-0.70	-1	0	-1	-1	-1	-1	-1	-1	-		5.30
3	3F		5.30	-1.40	-2	-2	-2	-2	-2	-3	-2	-2	-		3.90
4	LSp3		2.40	0.42	2	1	1	0	0	1	1	1	-		2.82
5	CiSt3		3.30	0.00	0	0	0	0	0	0	0	0	-		3.30
6	3Lo		5.61 x	0.00	0	0	1	0	0	0	0	0	-		5.61
7	3Lz+2T		8.14 x	0.00	0	0	0	0	1	0	0	0	-		8.14
8	ChSp1		2.00	0.83	2	0	1	0	1	1	1	1	-		2.83
9	3T+2A+SEQ		6.51 x	0.70	1	1	1	0	1	1	1	1	-		7.21
10	2A		3.63 x	0.08	0	0	1	0	1	0	0	0	-		3.71
11	FCSp4		3.20	0.08	1	0	0	0	0	0	0	1	-		3.28
12	CCoSp4		3.50	0.08	0	0	0	0	1	1	0	0	-		3.58
			56.09												56.88

Program Components	Factor												
Skating Skills	1.60	6.25	5.75	5.25	5.25	5.25	5.25	5.50	5.50	-		5.42	
Transition / Linking Footwork	1.60	3.50	5.25	5.00	4.50	4.75	4.75	5.25	4.75	-		4.83	
Performance / Execution	1.60	6.25	5.75	5.25	5.00	5.00	5.25	5.50	5.00	-		5.29	
Choreography / Composition	1.60	5.50	5.50	5.50	5.25	5.25	5.00	5.50	5.25	-		5.38	
Interpretation	1.60	6.00	5.50	5.50	4.75	5.25	5.00	5.75	5.00	-		5.33	
Judges Total Program Component Score (factored)													42.00

Deductions: 0.00

x Credit for highlight distribution, base value multiplied by 1.1

Rank	Name	Nation	Starting Number	Total Segment Score	Total Element Score	Total Program Component Score (factored)	Total Deductions
2	Joshi HELGESSON	SWE	19	91.70	49.82	42.88	-1.00

#	Executed Elements	Info	Base Value	GOE	The Judges Panel (in random order)									Ref	Scores of Panel
1	3Lz+2T		7.40	0.35	1	0	0	1	0	0	1	1	-		7.75
2	3Lo		5.10	0.12	0	0	1	0	0	0	0	1	-		5.22
3	3T		4.10	-0.35	-1	0	-1	-1	0	-1	0	0	-		3.75
4	FCSp4		3.20	0.08	1	0	0	0	0	0	0	1	-		3.28
5	3Lz		6.00	-2.10	-3	-3	-3	-3	-3	-3	-3	-3	-		3.90
6	SiSt3		3.30	0.58	1	1	1	2	1	2	1	0	-		3.88
7	ChSp1		2.00	0.50	1	0	1	1	0	1	0	0	-		2.50
8	3T+SEQ		3.61 x	-1.40	-2	-2	-3	-2	-2	-2	-2	-2	-		2.21
9	CCoSp4		3.50	0.00	0	0	0	1	0	0	0	0	-		3.50
10	3S		4.62 x	0.23	0	1	0	0	0	0	1	1	-		4.85
11	2A+2A+SEQ		5.81 x	0.17	0	1	0	1	0	0	1	0	-		5.98
12	FCCoSp3		3.00	0.00	1	0	0	0	0	0	0	0	-		3.00
			51.64												49.82

Program Components	Factor												
Skating Skills	1.60	5.50	5.75	5.75	5.50	4.50	5.50	6.00	5.25	-		5.54	
Transition / Linking Footwork	1.60	5.25	5.00	4.25	5.00	4.00	5.00	5.50	4.75	-		4.88	
Performance / Execution	1.60	5.50	6.00	6.00	5.25	4.50	5.50	5.75	5.25	-		5.54	
Choreography / Composition	1.60	5.25	5.50	5.25	5.50	4.50	5.50	6.00	5.25	-		5.38	
Interpretation	1.60	5.50	5.75	5.50	5.25	4.50	5.75	5.50	5.25	-		5.46	
Judges Total Program Component Score (factored)													42.88

Deductions: Falls: -1.00 -1.00

x Credit for highlight distribution, base value multiplied by 1.1

ISU World Figure Skating Championships 2011

PRELIMINARY ROUND LADIES FREE SKATING JUDGES DETAILS PER SKATER

Rank	Name	Nation	Starting Number	Total Segment Score	Total Element Score	Total Program Component Score (factored)	Total Deductions
3	Sonia LAFUENTE	ESP	20	91.17	48.50	42.67	0.00

#	Executed Elements	Info	Base Value	GOE	The Judges Panel (in random order)									Ref	Scores of Panel
1	3F		5.30	0.70	1	1	1	0	1	1	1	1	-	6.00	
2	3Lo		5.10	0.00	1	0	0	0	0	0	0	0	-	5.10	
3	2A		3.30	0.08	1	0	0	0	0	0	1	0	-	3.38	
4	3T+2T		5.50	0.70	1	1	1	0	1	1	1	1	-	6.20	
5	CUSp3		2.40	0.08	0	0	1	0	1	0	0	0	-	2.48	
6	3Lo+2T		7.15 x	0.35	1	1	1	0	0	0	0	1	-	7.50	
7	ChSp1		2.00	0.17	0	0	1	0	0	0	2	0	-	2.17	
8	2A+2T		5.17 x	0.33	0	1	0	0	1	1	1	1	-	5.50	
9	2T		1.54 x	0.03	1	1	0	0	0	0	0	0	-	1.57	
10	CiSt3		3.30	0.00	0	0	1	0	0	0	0	0	-	3.30	
11	FCSp2		2.30	0.00	0	0	0	-1	0	0	0	0	-	2.30	
12	CCoSp3		3.00	0.00	0	0	0	0	0	1	0	0	-	3.00	
			46.06												48.50

Program Components

	Factor											
Skating Skills	1.60	5.75	5.25	5.75	5.00	6.00	5.50	5.50	5.25	-	5.50	
Transition / Linking Footwork	1.60	5.25	4.75	5.50	4.75	5.50	4.75	5.25	4.75	-	5.04	
Performance / Execution	1.60	5.50	5.25	5.75	4.50	6.00	5.00	5.50	5.50	-	5.42	
Choreography / Composition	1.60	5.50	5.25	5.50	5.00	5.75	5.25	5.50	5.25	-	5.38	
Interpretation	1.60	5.50	5.25	5.50	4.25	5.50	5.00	5.75	5.25	-	5.33	
Judges Total Program Component Score (factored)												42.67

Deductions:

0.00

x Credit for highlight distribution, base value multiplied by 1.1

Rank	Name	Nation	Starting Number	Total Segment Score	Total Element Score	Total Program Component Score (factored)	Total Deductions
4	Ira VANNUT	BEL	16	90.29	51.75	39.54	-1.00

#	Executed Elements	Info	Base Value	GOE	The Judges Panel (in random order)									Ref	Scores of Panel
1	3Lz+2T		7.40	0.70	0	1	1	1	1	1	1	1	-	8.10	
2	3Lz		6.00	0.00	0	0	1	0	0	0	0	0	-	6.00	
3	3F	e	5.30	-1.17	-1	-1	-2	-2	-2	-2	-1	-2	-	4.13	
4	LSp4		2.70	0.33	0	0	1	2	0	1	1	1	-	3.03	
5	3Lo+2Lo		6.90	0.58	0	1	1	1	1	0	1	1	-	7.48	
6	2A<	<	2.53 x	-1.50	-3	-3	-3	-3	-3	-3	-3	-3	-	1.03	
7	CiSt2		2.30	0.08	0	0	0	0	0	1	1	0	-	2.38	
8	3S		4.62 x	-0.47	0	0	-1	-1	0	-1	-1	-1	-	4.15	
9	2A+2T+2Lo		7.15 x	0.00	0	0	0	0	0	0	0	1	-	7.15	
10	ChSp1		2.00	0.00	0	0	0	0	0	0	0	0	-	2.00	
11	FCSp3		2.80	0.00	0	-2	0	0	0	0	0	0	-	2.80	
12	CCoSp4		3.50	0.00	0	-1	0	0	0	0	0	0	-	3.50	
			53.20												51.75

Program Components

	Factor											
Skating Skills	1.60	5.75	4.50	5.50	6.00	4.75	5.25	5.50	5.25	-	5.33	
Transition / Linking Footwork	1.60	5.00	3.75	5.00	4.25	4.25	4.50	5.25	4.75	-	4.63	
Performance / Execution	1.60	5.50	4.50	5.25	4.75	4.50	4.75	5.25	5.00	-	4.92	
Choreography / Composition	1.60	5.50	4.50	5.25	5.00	4.50	4.75	5.50	5.00	-	5.00	
Interpretation	1.60	5.25	4.25	5.00	4.75	4.50	4.50	5.50	5.00	-	4.83	
Judges Total Program Component Score (factored)												39.54

Deductions:

Falls: -1.00

-1.00

< Under-rotated jump x Credit for highlight distribution, base value multiplied by 1.1 e Jump take off with wrong edge

ISU World Figure Skating Championships 2011

PRELIMINARY ROUND LADIES FREE SKATING JUDGES DETAILS PER SKATER

Rank	Name	Nation	Starting Number	Total Segment Score	Total Element Score	Total Program Component Score (factored)	Total Deductions
5	Amelie LACOSTE	CAN	26	87.04	41.51	45.53	0.00

#	Executed Elements	Info	Base Value	GOE	The Judges Panel (in random order)									Ref	Scores of Panel
1	2A+2A+SEQ		5.28	-0.67	-1	-2	-2	-1	-1	-2	-1	-1	-		4.61
2	3Lo+2Lo		6.90	0.23	1	1	0	0	0	0	0	1	-		7.13
3	2Lz	e	2.10	-0.30	-1	-2	-1	-1	-1	-1	-1	-1	-		1.80
4	FSSp4		3.00	0.17	1	0	0	0	0	0	1	1	-		3.17
5	3T		4.10	-0.47	0	-1	-1	0	0	-1	-1	-1	-		3.63
6	LSp3		2.40	0.42	1	0	0	1	1	1	1	1	-		2.82
7	3T+2T		6.05	0.47	1	1	0	0	1	1	0	1	-		6.52
8	ChSp1		2.00	0.33	0	0	0	2	0	0	1	1	-		2.33
9	3S<	<	3.19	-1.87	-3	-2	-3	-3	-2	-2	-3	-3	-		1.32
10	SiSt3		3.30	0.25	1	0	0	1	0	0	1	1	-		3.55
11	2Lo		1.98	-0.85	-3	-3	-2	-3	-1	-3	-3	-3	-		1.13
12	CCoSp4		3.50	0.00	0	0	0	0	0	0	0	1	-		3.50
			43.80												41.51

Program Components	Factor														
Skating Skills	1.60	6.50	5.75	4.50	5.50	6.00	5.25	6.00	7.00	-					5.83
Transition / Linking Footwork	1.60	5.75	5.25	4.50	5.25	5.75	5.00	5.50	6.00	-					5.42
Performance / Execution	1.60	6.00	5.75	4.25	5.50	5.75	5.00	5.75	6.50	-					5.63
Choreography / Composition	1.60	6.50	5.75	4.50	5.75	6.00	5.25	5.50	6.50	-					5.79
Interpretation	1.60	6.25	6.00	4.50	5.75	5.75	5.25	5.75	6.25	-					5.79
Judges Total Program Component Score (factored)															45.53

Deductions: 0.00

< Under-rotated jump x Credit for highlight distribution, base value multiplied by 1.1 e Jump take off with wrong edge

Rank	Name	Nation	Starting Number	Total Segment Score	Total Element Score	Total Program Component Score (factored)	Total Deductions
6	Juulia TURKKILA	FIN	25	86.49	45.02	42.47	-1.00

#	Executed Elements	Info	Base Value	GOE	The Judges Panel (in random order)									Ref	Scores of Panel
1	2A		3.30	0.50	1	1	1	1	1	1	1	1	-		3.80
2	3T+2T		5.50	0.00	0	0	0	0	0	0	0	0	-		5.50
3	3S+2T		5.60	0.23	0	0	1	1	1	0	0	0	-		5.83
4	3S		4.20	0.35	0	1	0	1	0	1	1	0	-		4.55
5	FCSp4		3.20	0.00	0	1	0	0	0	0	0	0	-		3.20
6	3T<	<	2.90	-2.10	-3	-3	-3	-3	-3	-3	-3	-3	-		0.80
7	2A		3.63	-1.00	-2	-2	-2	-2	-1	-2	-2	-2	-		2.63
8	ChSp1		2.00	1.00	1	1	1	1	1	1	1	1	-		3.00
9	2Lz+2T+2Lo		5.83	0.00	0	0	0	0	0	0	0	0	-		5.83
10	FCoSp4		3.00	0.33	0	1	1	0	1	1	1	0	-		3.33
11	SiSt2		2.30	0.33	0	2	0	0	1	1	1	1	-		2.63
12	CCoSp4		3.50	0.42	0	1	1	0	1	1	1	1	-		3.92
			44.96												45.02

Program Components	Factor														
Skating Skills	1.60	4.50	5.25	4.50	6.00	5.75	5.50	5.50	5.25	-					5.29
Transition / Linking Footwork	1.60	4.25	5.00	4.25	5.50	6.25	6.00	5.25	4.50	-					5.08
Performance / Execution	1.60	4.50	5.25	4.75	5.75	6.25	6.25	5.75	5.00	-					5.46
Choreography / Composition	1.60	4.25	5.50	4.75	5.75	6.50	6.00	5.50	4.75	-					5.38
Interpretation	1.60	4.50	5.50	4.50	5.50	5.75	6.00	5.75	5.00	-					5.33
Judges Total Program Component Score (factored)															42.47

Deductions: Falls: -1.00 -1.00

< Under-rotated jump x Credit for highlight distribution, base value multiplied by 1.1

ISU World Figure Skating Championships 2011

PRELIMINARY ROUND LADIES FREE SKATING JUDGES DETAILS PER SKATER

Rank	Name	Nation	Starting Number	Total Segment Score	Total Element Score	Total Program Component Score (factored)	Total Deductions
7	Karina JOHNSON	DEN	21	78.52	41.92	36.60	0.00

#	Executed Elements	Info	Base Value	GOE	The Judges Panel (in random order)									Ref	Scores of Panel
1	3T		4.10	0.12	0	1	0	0	0	1	0	0	-		4.22
2	1Lz		0.60	-0.05	0	0	-1	-1	-1	0	0	-1	-		0.55
3	3S+2T		5.60	0.00	0	0	0	0	0	0	0	0	-		5.60
4	CCoSp4		3.50	0.17	0	1	0	0	0	0	1	1	-		3.67
5	3Lo		5.10	-0.12	0	0	0	0	-1	0	0	-1	-		4.98
6	ChSp1		2.00	0.50	1	1	0	1	0	0	0	1	-		2.50
7	3S		4.62 x	0.00	0	0	0	0	0	0	0	0	-		4.62
8	CSp4		2.60	0.00	0	0	0	0	0	0	0	0	-		2.60
9	SIS2		2.30	0.08	0	0	1	0	0	0	0	1	-		2.38
10	2A		3.63 x	-1.00	-2	-2	-2	-2	-2	-2	-3	-2	-		2.63
11	2A+2T		5.17 x	0.00	0	0	0	0	0	0	0	0	-		5.17
12	FSSp4		3.00	0.00	0	1	0	0	0	0	0	0	-		3.00
			42.22												41.92

Program Components

Program Components	Factor														
Skating Skills	1.60	5.50	5.00	5.00	4.75	4.00	4.50	4.50	4.75	-					4.75
Transition / Linking Footwork	1.60	5.00	4.50	4.50	4.00	3.75	4.25	4.25	4.25	-					4.29
Performance / Execution	1.60	5.50	4.75	4.50	4.50	3.75	4.50	4.50	4.50	-					4.54
Choreography / Composition	1.60	5.25	4.75	5.25	4.25	4.00	4.50	4.50	4.50	-					4.63
Interpretation	1.60	5.25	5.00	5.00	4.50	4.00	4.50	4.25	4.75	-					4.67
Judges Total Program Component Score (factored)															36.60

Deductions:

0.00

x Credit for highlight distribution, base value multiplied by 1.1

Rank	Name	Nation	Starting Number	Total Segment Score	Total Element Score	Total Program Component Score (factored)	Total Deductions
8	Dasa GRM	SLO	14	77.42	44.22	33.20	0.00

#	Executed Elements	Info	Base Value	GOE	The Judges Panel (in random order)									Ref	Scores of Panel
1	3Lz<	<	4.20	-0.70	-1	-1	-1	-1	-2	-1	-1	-1	-		3.50
2	2A		3.30	0.25	1	0	0	1	0	1	0	1	-		3.55
3	3F		5.30	-1.40	-2	-2	-2	-2	-2	-2	-2	-2	-		3.90
4	FSSp4		3.00	0.08	1	0	0	0	-1	1	0	0	-		3.08
5	3T+2T		5.50	0.35	2	1	0	0	0	0	1	1	-		5.85
6	CCoSp4		3.50	-0.10	0	0	0	-1	-1	0	-1	0	-		3.40
7	1A+2T+2Lo		4.73 x	0.00	1	0	0	0	-1	0	0	0	-		4.73
8	3T		4.51 x	0.00	1	0	0	0	0	0	0	0	-		4.51
9	SIS3		3.30	-0.12	0	0	0	-1	-1	0	0	0	-		3.18
10	ChSp1		2.00	0.00	0	0	0	0	0	0	0	0	-		2.00
11	2F+2T		3.52 x	0.00	1	0	0	0	0	0	0	0	-		3.52
12	CSSp4		3.00	0.00	1	0	0	0	0	0	0	0	-		3.00
			45.86												44.22

Program Components

Program Components	Factor														
Skating Skills	1.60	5.00	4.50	4.75	4.25	4.50	4.25	4.50	4.75	-					4.54
Transition / Linking Footwork	1.60	4.50	3.50	4.50	3.75	3.75	3.75	4.00	4.00	-					3.96
Performance / Execution	1.60	4.50	4.00	4.75	4.25	3.75	4.00	4.25	4.25	-					4.21
Choreography / Composition	1.60	4.75	3.75	4.50	3.75	4.00	3.75	4.00	4.25	-					4.04
Interpretation	1.60	4.50	3.75	4.50	3.75	3.50	4.00	4.00	4.00	-					4.00
Judges Total Program Component Score (factored)															33.20

Deductions:

0.00

< Under-rotated jump x Credit for highlight distribution, base value multiplied by 1.1

ISU World Figure Skating Championships 2011

PRELIMINARY ROUND LADIES FREE SKATING JUDGES DETAILS PER SKATER

Rank	Name	Nation	Starting Number	Total Segment Score	Total Element Score	Total Program Component Score (factored)	Total Deductions
9	Elena GLEBOVA	EST	23	76.13	36.80	40.33	-1.00

#	Executed Elements	Info	Base Value	GOE	The Judges Panel (in random order)									Ref	Scores of Panel
1	2A+3T		7.40	0.70	1	1	1	1	1	1	1	1	1	-	8.10
2	2Lo		1.80	0.00	0	0	0	0	0	0	0	0	0	-	1.80
3	3S		4.20	-2.10	-3	-3	-3	-3	-3	-3	-3	-3	-3	-	2.10
4	2A+1T+1T		4.10	-0.50	-1	-2	-1	-1	-1	-1	-1	0	0	-	3.60
5	LSp2		1.90	0.42	1	1	0	1	1	0	1	1	-	2.32	
6	SISt3		3.30	0.25	1	1	0	2	0	0	1	0	-	3.55	
7	ChSp1		2.00	0.50	0	1	0	0	0	1	1	1	-	2.50	
8	3S+2T		6.16 x	-1.40	-2	-2	-2	-2	-2	-2	-2	-2	-2	-	4.76
9	3T		4.51 x	-1.17	-2	-2	-1	-2	-1	-2	-2	-1	-	3.34	
10	1F		0.55 x	-0.20	-2	-2	-2	-2	-1	-3	-2	-2	-	0.35	
11	FSSp2		2.30	0.00	0	0	0	0	0	0	0	1	-	2.30	
12	CCoSp1		2.00	0.08	1	0	0	0	0	0	-1	1	-	2.08	
			40.22												36.80

Program Components	Factor												
Skating Skills	1.60	6.00	5.50	4.50	5.25	5.50	4.75	5.50	4.50	-			5.17
Transition / Linking Footwork	1.60	5.25	5.00	4.25	5.00	5.50	4.25	5.25	4.25	-			4.83
Performance / Execution	1.60	5.75	6.00	4.00	5.00	5.00	4.25	5.50	4.75	-			5.04
Choreography / Composition	1.60	5.75	5.50	4.50	5.25	5.25	4.50	5.50	4.75	-			5.13
Interpretation	1.60	5.50	6.00	4.50	5.25	5.25	4.50	5.25	4.50	-			5.04
Judges Total Program Component Score (factored)													40.33

Deductions: Falls: -1.00 **-1.00**

x Credit for highlight distribution, base value multiplied by 1.1

Rank	Name	Nation	Starting Number	Total Segment Score	Total Element Score	Total Program Component Score (factored)	Total Deductions
10	Irina MOVCHAN	UKR	10	75.96	41.63	35.33	-1.00

#	Executed Elements	Info	Base Value	GOE	The Judges Panel (in random order)									Ref	Scores of Panel
1	3Lz		6.00	0.00	0	0	-1	0	0	0	1	0	-	6.00	
2	3S		4.20	0.12	0	1	1	0	0	0	0	0	-	4.32	
3	3T+2T		5.50	0.00	0	0	0	0	0	0	0	0	-	5.50	
4	FCSp4		3.20	0.25	0	1	1	1	0	0	0	1	-	3.45	
5	2A		3.30	-1.50	-3	-3	-3	-3	-3	-3	-3	-3	-	1.80	
6	ChSp1		2.00	0.00	0	0	0	0	0	0	1	0	-	2.00	
7	3S+2T		6.16 x	0.23	0	1	0	1	0	0	1	0	-	6.39	
8	2T		1.54 x	-0.40	-2	-3	-2	-2	-3	-2	0	-1	-	1.14	
9	2A		3.63 x	-0.25	0	-1	-1	-1	0	-1	0	0	-	3.38	
10	LSp2		1.90	0.00	0	0	0	0	0	0	0	1	-	1.90	
11	SISt3		3.30	0.00	0	0	0	0	0	0	1	0	-	3.30	
12	CCoSp2		2.50	-0.05	-1	0	0	0	0	-1	0	0	-	2.45	
			43.23												41.63

Program Components	Factor												
Skating Skills	1.60	5.00	4.50	4.75	4.75	4.50	4.50	4.50	5.00	-			4.67
Transition / Linking Footwork	1.60	4.25	4.25	4.00	4.25	3.75	4.00	4.50	4.75	-			4.21
Performance / Execution	1.60	4.50	4.50	4.75	4.50	4.25	4.00	4.75	5.25	-			4.54
Choreography / Composition	1.60	4.00	4.50	4.50	4.50	4.00	4.25	4.25	5.25	-			4.33
Interpretation	1.60	4.00	4.50	4.25	4.50	4.00	4.25	4.50	5.00	-			4.33
Judges Total Program Component Score (factored)													35.33

Deductions: Falls: -1.00 **-1.00**

x Credit for highlight distribution, base value multiplied by 1.1

ISU World Figure Skating Championships 2011

PRELIMINARY ROUND LADIES FREE SKATING JUDGES DETAILS PER SKATER

Rank	Name	Nation	Starting Number	Total Segment Score	Total Element Score	Total Program Component Score (factored)	Total Deductions
11	Belinda SCHÖNBERGER	AUT	22	75.85	40.83	35.02	0.00

#	Executed Elements	Info	Base Value	GOE	The Judges Panel (in random order)								Ref	Scores of Panel	
1	2Lz+2T+2Lo		5.30	0.00	0	0	0	0	0	0	-1	0	-		5.30
2	2S		1.40	-0.57	-2	-3	-3	-3	-3	-3	-3	-2	-		0.83
3	3T+2T		5.50	-1.17	0	-2	-2	-2	-2	-2	-1	-1	-		4.33
4	2A		3.30	0.00	0	1	0	0	0	0	0	0	-		3.30
5	FCCoSp4		3.50	-0.15	0	-1	-1	-1	0	0	-1	0	-		3.35
6	ChSp1		2.00	0.00	0	0	0	0	0	0	1	0	-		2.00
7	2A		3.63 x	0.08	0	0	0	0	1	0	1	0	-		3.71
8	3S		4.62 x	0.12	0	0	0	1	0	0	0	1	-		4.74
9	2F+2T		3.52 x	0.00	0	0	0	0	1	0	0	0	-		3.52
10	CCoSp4		3.50	0.00	0	0	0	0	0	0	1	0	-		3.50
11	SiSt3		3.30	0.00	0	0	0	0	0	0	0	0	-		3.30
12	FSSp4		3.00	-0.05	0	-1	0	-1	0	0	0	0	-		2.95
			42.57											40.83	

Program Components	Factor											
Skating Skills	1.60	4.50	4.75	4.50	4.75	4.00	4.25	4.75	5.25	-		4.58
Transition / Linking Footwork	1.60	4.00	4.25	4.25	3.75	3.75	4.00	4.50	4.75	-		4.13
Performance / Execution	1.60	4.25	4.75	4.50	4.25	4.00	4.25	4.75	5.25	-		4.46
Choreography / Composition	1.60	4.25	4.25	4.25	4.25	4.25	4.25	4.75	5.25	-		4.33
Interpretation	1.60	4.25	4.25	4.25	4.00	4.25	4.25	5.00	5.00	-		4.38
Judges Total Program Component Score (factored)												35.02

Deductions: 0.00

x Credit for highlight distribution, base value multiplied by 1.1

Rank	Name	Nation	Starting Number	Total Segment Score	Total Element Score	Total Program Component Score (factored)	Total Deductions
12	Bettina HEIM	SUI	11	72.74	36.33	37.41	-1.00

#	Executed Elements	Info	Base Value	GOE	The Judges Panel (in random order)								Ref	Scores of Panel	
1	3T		4.10	0.23	1	0	0	1	1	0	0	0	-		4.33
2	3S		4.20	0.00	1	0	0	0	0	0	0	0	-		4.20
3	3Lo<<	<<	1.80	-0.80	-2	-3	-3	-2	-3	-2	-3	-3	-		1.00
4	3T+2T		5.50	-0.12	0	0	0	0	-1	0	-1	0	-		5.38
5	FCSp4		3.20	0.42	1	1	1	0	1	1	0	1	-		3.62
6	CCoSp4		3.50	0.33	1	0	1	0	1	0	1	1	-		3.83
7	ChSp1		2.00	0.67	0	1	1	1	1	0	1	0	-		2.67
8	2A<<	<<	1.21 x	-0.40	-2	-2	-3	-2	-2	-2	-2	-2	-		0.81
9	2S+2T<	<	2.64 x	-0.23	-1	-1	-2	-1	-1	-1	-1	-2	-		2.41
10	2A<<	<<	1.21 x	-0.60	-3	-3	-3	-3	-3	-3	-3	-3	-		0.61
11	SiSt3		3.30	0.17	0	0	1	0	1	0	1	0	-		3.47
12	FCCoSp4		3.50	0.50	2	1	1	1	1	1	1	1	-		4.00
			36.16											36.33	

Program Components	Factor											
Skating Skills	1.60	4.25	4.50	5.25	5.00	5.00	4.25	5.75	4.75	-		4.79
Transition / Linking Footwork	1.60	4.00	4.25	6.00	4.50	4.25	4.25	5.25	4.50	-		4.50
Performance / Execution	1.60	4.50	4.25	5.50	5.00	4.75	4.00	5.50	4.50	-		4.75
Choreography / Composition	1.60	4.25	4.25	5.50	4.75	4.75	4.50	5.50	4.50	-		4.71
Interpretation	1.60	4.25	4.25	5.25	4.75	4.50	4.00	5.50	4.75	-		4.63
Judges Total Program Component Score (factored)												37.41

Deductions: Falls: -1.00 -1.00

< Under-rotated jump << Downgraded jump x Credit for highlight distribution, base value multiplied by 1.1

ISU World Figure Skating Championships 2011

PRELIMINARY ROUND LADIES FREE SKATING JUDGES DETAILS PER SKATER

Rank	Name	Nation	Starting Number	Total Segment Score	Total Element Score	Total Program Component Score (factored)	Total Deductions
13	Roberta RODEGHIERO	ITA	18	71.83	37.03	35.80	-1.00

#	Executed Elements	Info	Base Value	GOE	The Judges Panel (in random order)									Ref	Scores of Panel
1	3F		5.30	-0.58	-1	-1	0	-1	-1	-1	-1	0	-	4.72	
2	3Lo		5.10	-0.70	-1	-1	-1	-1	-1	-1	-1	-1	-	4.40	
3	3T+2T		5.50	-1.98	-3	-3	-3	-3	-2	-3	-3	-2	-	3.52	
4	2A		3.30	0.08	0	0	1	0	0	1	0	0	-	3.38	
5	2S		1.40	-0.40	-2	-2	-2	-2	-1	-2	-2	-2	-	1.00	
6	FCCoSp4		3.50	0.00	0	0	0	0	0	-1	1	0	-	3.50	
7	ChSp1		2.00	0.00	0	0	0	0	0	0	0	0	-	2.00	
8	1T		0.44 x	-0.18	-3	-2	-2	-1	-2	-2	-2	-1	-	0.26	
9	3S		4.62 x	0.23	0	0	1	0	0	0	1	1	-	4.85	
10	FSSp3		2.60	0.00	0	0	0	0	0	0	0	0	-	2.60	
11	SIS3		3.30	0.00	0	0	0	0	0	0	0	0	-	3.30	
12	CCoSp4		3.50	0.00	0	0	0	0	0	0	1	0	-	3.50	
			40.56												37.03

Program Components

	Factor											
Skating Skills	1.60	5.00	4.50	4.50	4.50	4.50	4.50	5.00	5.25	-	4.67	
Transition / Linking Footwork	1.60	4.50	4.00	4.25	4.00	4.00	4.25	4.50	4.75	-	4.25	
Performance / Execution	1.60	5.00	4.00	4.50	4.25	4.00	4.75	4.75	5.25	-	4.54	
Choreography / Composition	1.60	5.00	4.00	4.50	4.50	4.25	4.50	4.50	5.00	-	4.54	
Interpretation	1.60	4.25	4.00	4.75	4.25	4.25	4.00	4.75	5.25	-	4.38	
Judges Total Program Component Score (factored)												35.80

Deductions: Falls: -1.00 **-1.00**

x Credit for highlight distribution, base value multiplied by 1.1

Rank	Name	Nation	Starting Number	Total Segment Score	Total Element Score	Total Program Component Score (factored)	Total Deductions
14	Sabina MARIUTA	ROU	1	68.63	38.04	30.59	0.00

#	Executed Elements	Info	Base Value	GOE	The Judges Panel (in random order)									Ref	Scores of Panel
1	3T+2T		5.50	0.12	0	0	0	1	1	0	0	0	-	5.62	
2	2A+2T+2T		6.10	-0.75	-2	-1	-2	-1	-1	-2	-2	-1	-	5.35	
3	3S		4.20	-0.58	-1	-1	0	-1	-1	-1	-1	0	-	3.62	
4	3T		4.10	-0.70	-1	-1	-1	0	-1	-2	-1	-1	-	3.40	
5	FSSp		0.00	0.00	-	-	-	-	-	-	-	-	-	0.00	
6	2A		3.30	0.00	0	0	0	0	0	0	0	0	-	3.30	
7	ChSp1		2.00	0.17	0	0	1	1	0	0	0	0	-	2.17	
8	LSp3		2.40	0.25	1	0	0	1	1	1	0	0	-	2.65	
9	2Lz+2T	e	3.85 x	-0.30	-1	-1	-2	-1	-1	-1	-1	-1	-	3.55	
10	2Lo		1.98 x	-0.40	-2	-1	-2	-1	-1	-2	-1	-1	-	1.58	
11	CCoSp4		3.50	0.00	0	0	0	0	0	0	0	0	-	3.50	
12	SIS3		3.30	0.00	0	0	0	0	0	0	0	0	-	3.30	
			40.23												38.04

Program Components

	Factor											
Skating Skills	1.60	4.25	4.25	3.75	4.25	3.50	4.25	3.75	4.25	-	4.08	
Transition / Linking Footwork	1.60	4.00	3.25	3.25	4.00	3.00	3.75	3.50	3.50	-	3.54	
Performance / Execution	1.60	4.50	4.00	3.50	4.25	3.25	4.25	4.00	3.75	-	3.96	
Choreography / Composition	1.60	4.00	3.50	3.50	4.25	3.25	4.00	4.00	3.75	-	3.79	
Interpretation	1.60	4.25	3.75	3.25	4.00	3.25	4.25	3.75	3.50	-	3.75	
Judges Total Program Component Score (factored)												30.59

Deductions: **0.00**

x Credit for highlight distribution, base value multiplied by 1.1 e Jump take off with wrong edge

ISU World Figure Skating Championships 2011

PRELIMINARY ROUND LADIES FREE SKATING JUDGES DETAILS PER SKATER

Rank	Name	Nation	Starting Number	Total Segment Score	Total Element Score	Total Program Component Score (factored)	Total Deductions
15	Min-Jeong KWAK	KOR	24	67.75	30.14	37.61	0.00

#	Executed Elements	Info	Base Value	GOE	The Judges Panel (in random order)										Ref	Scores of Panel
1	1Lz		0.60	0.00	0	0	0	0	0	0	0	0	0	-		0.60
2	1F	e	0.50	-0.13	-1	-2	-2	-2	-1	-1	-1	-1	-1	-		0.37
3	2A+2T		4.70	0.25	0	1	1	1	0	0	0	0	1	-		4.95
4	FSSp4		3.00	0.00	0	0	0	-1	0	0	0	0	0	-		3.00
5	ChSp1		2.00	0.33	2	0	1	0	0	0	1	0	-		2.33	
6	3Lz<	<	4.20	-1.75	-2	-3	-2	-3	-3	-3	-2	-2	-		2.45	
7	LSp4		2.70	0.83	2	1	2	2	2	2	1	1	-		3.53	
8	2S<<	<<	0.44 x	-0.27	-3	-3	-2	-3	-3	-3	-2	-2	-		0.17	
9	SIS2		3.30	0.00	0	0	0	0	0	0	0	0	-		3.30	
10	2A		3.63 x	0.08	1	0	0	1	0	0	0	0	-		3.71	
11	2Lo		1.98 x	0.00	0	0	0	0	0	0	0	0	-		1.98	
12	CCoSp4		3.50	0.25	1	0	0	1	1	0	1	0	-		3.75	
			30.55													30.14

Program Components	Factor											
Skating Skills	1.60	5.50	5.00	4.50	5.25	4.75	6.00	4.25	5.50	-	5.08	
Transition / Linking Footwork	1.60	5.00	4.00	4.25	4.50	4.50	5.00	3.75	4.50	-	4.46	
Performance / Execution	1.60	5.00	4.00	4.50	4.50	4.75	4.75	4.25	4.75	-	4.58	
Choreography / Composition	1.60	5.50	4.25	4.75	5.00	4.50	5.50	4.00	5.25	-	4.88	
Interpretation	1.60	5.50	4.00	4.50	4.25	4.50	4.50	4.25	5.00	-	4.50	
Judges Total Program Component Score (factored)												37.61

Deductions: 0.00

< Under-rotated jump << Downgraded jump x Credit for highlight distribution, base value multiplied by 1.1 e Jump take off with wrong edge

Rank	Name	Nation	Starting Number	Total Segment Score	Total Element Score	Total Program Component Score (factored)	Total Deductions
16	Birce ATABEY	TUR	8	67.11	39.55	27.56	0.00

#	Executed Elements	Info	Base Value	GOE	The Judges Panel (in random order)										Ref	Scores of Panel
1	3Lz<	e	4.20	-2.10	-3	-3	-3	-3	-3	-3	-3	-3	-		2.10	
2	3S		4.20	-0.12	0	-1	0	0	-1	0	0	0	-		4.08	
3	2T		1.40	0.00	0	0	0	0	0	0	0	0	-		1.40	
4	FCSp4		3.20	0.08	0	1	0	1	0	0	0	0	-		3.28	
5	3S+1T		4.60	-1.05	-1	-1	-2	-1	-2	-2	-2	-1	-		3.55	
6	ChSp1		2.00	-0.17	0	0	-1	0	-1	0	-1	0	-		1.83	
7	3T+2T		6.05 x	-0.70	-1	-1	-1	-1	-1	-2	-1	-1	-		5.35	
8	2A+2T+2T		6.71 x	0.00	0	1	0	0	0	0	0	0	-		6.71	
9	FCSSp4		3.00	0.00	0	0	0	0	-1	0	0	0	-		3.00	
10	2A		3.63 x	-1.08	-2	-2	-2	-2	-3	-3	-2	-2	-		2.55	
11	CCoSp4		3.50	0.00	0	0	0	0	-1	0	0	0	-		3.50	
12	SIS2		2.30	-0.10	0	-1	0	0	-1	0	-1	0	-		2.20	
			44.79													39.55

Program Components	Factor											
Skating Skills	1.60	3.50	4.25	3.75	3.25	3.50	3.50	3.00	4.25	-	3.63	
Transition / Linking Footwork	1.60	3.25	3.75	3.50	2.75	4.00	3.25	2.50	4.00	-	3.42	
Performance / Execution	1.60	3.25	3.75	3.50	3.25	3.00	3.25	2.75	4.25	-	3.33	
Choreography / Composition	1.60	3.50	4.00	3.50	3.00	3.50	3.25	2.75	4.25	-	3.46	
Interpretation	1.60	3.50	3.75	3.25	3.25	3.25	3.25	2.50	4.00	-	3.38	
Judges Total Program Component Score (factored)												27.56

Deductions: 0.00

< Under-rotated jump x Credit for highlight distribution, base value multiplied by 1.1 e Jump take off with wrong edge

ISU World Figure Skating Championships 2011

PRELIMINARY ROUND LADIES FREE SKATING JUDGES DETAILS PER SKATER

Rank	Name	Nation	Starting Number	Total Segment Score	Total Element Score	Total Program Component Score (factored)	Total Deductions
17	Mericien VENZON	PHI	12	66.94	35.60	32.34	-1.00

#	Executed Elements	Info	Base Value	GOE	The Judges Panel (in random order)										Ref	Scores of Panel
1	3S+2T		5.60	-0.58	0	0	-1	-1	-1	-1	-1	-1	-		5.02	
2	2A		3.30	-0.08	0	0	0	-1	0	0	-1	0	-		3.22	
3	2F+2Lo		3.60	-0.05	0	0	0	0	0	-2	-1	0	-		3.55	
4	FSSp3		2.60	0.00	0	0	0	0	0	0	-2	0	-		2.60	
5	2A		3.30	-1.50	-3	-3	-3	-3	-3	-3	-3	-		1.80		
6	LSp2		1.90	0.00	0	1	0	0	0	0	0	0	-		1.90	
7	SiSt2		2.30	0.00	0	0	0	0	0	0	0	0	-		2.30	
8	ChSp1		2.00	0.00	0	0	0	0	0	0	0	0	-		2.00	
9	3S		4.62 x	-0.70	-1	-1	-1	-1	-1	-2	-1	-1	-		3.92	
10	2F+2Lo		3.96 x	-0.10	0	0	0	-1	0	-1	-1	0	-		3.86	
11	2Lo		1.98 x	-0.05	0	0	0	0	0	-1	-1	0	-		1.93	
12	CCoSp3		3.00	0.50	1	1	0	1	1	1	1	1	-		3.50	
			38.16													35.60

Program Components

Program Components	Factor											
Skating Skills	1.60	4.50	4.25	4.50	4.25	4.25	3.75	4.00	3.75	-		4.17
Transition / Linking Footwork	1.60	3.75	4.00	3.75	4.00	4.00	3.75	3.75	3.25	-		3.83
Performance / Execution	1.60	4.25	4.00	4.25	4.25	4.25	3.75	4.00	3.50	-		4.08
Choreography / Composition	1.60	4.00	4.00	4.25	4.50	4.25	4.00	4.25	3.75	-		4.13
Interpretation	1.60	4.00	4.25	4.00	4.50	4.25	3.00	4.00	3.50	-		4.00
Judges Total Program Component Score (factored)												32.34

Deductions:

Falls: -1.00 -1.00

x Credit for highlight distribution, base value multiplied by 1.1

Rank	Name	Nation	Starting Number	Total Segment Score	Total Element Score	Total Program Component Score (factored)	Total Deductions
18	Lejeanne MARAIS	RSA	15	65.99	33.74	32.25	0.00

#	Executed Elements	Info	Base Value	GOE	The Judges Panel (in random order)										Ref	Scores of Panel
1	3Lo		5.10	-1.52	-2	-3	-2	-2	-2	-2	-3	-2	-		3.58	
2	3S<<	<<	1.40	-0.60	-2	-3	-3	-3	-3	-3	-3	-		0.80		
3	2A		3.30	-0.08	0	0	0	0	0	-1	-1	0	-		3.22	
4	FSSp4		3.00	0.00	0	0	0	0	0	-1	0	1	-		3.00	
5	ChSp1		2.00	0.00	0	0	0	0	0	0	0	0	-		2.00	
6	CCoSp2		2.50	0.00	0	0	0	0	0	-1	0	0	-		2.50	
7	2A+1T		4.07 x	-0.42	0	-1	-1	-1	-1	-1	-1	0	-		3.65	
8	2F+2T		3.52 x	-0.30	0	-1	-1	-1	-1	-1	-1	-1	-		3.22	
9	2F+2T+2T		5.06 x	-0.05	0	0	0	0	0	-1	-1	0	-		5.01	
10	2Lo		1.98 x	-0.50	-2	-3	-2	0	-2	-2	-2	0	-		1.48	
11	LSp2		1.90	0.08	0	0	0	0	1	0	0	1	-		1.98	
12	SiSt3		3.30	0.00	0	0	0	0	0	0	0	0	-		3.30	
			37.13													33.74

Program Components

Program Components	Factor											
Skating Skills	1.60	4.50	4.00	4.25	4.00	4.25	3.75	4.50	4.00	-		4.17
Transition / Linking Footwork	1.60	4.00	3.75	3.75	3.75	3.75	3.25	4.00	3.75	-		3.79
Performance / Execution	1.60	4.50	4.00	4.25	3.75	4.25	3.75	4.25	4.00	-		4.08
Choreography / Composition	1.60	4.25	4.00	4.25	4.00	4.00	4.00	4.25	4.00	-		4.08
Interpretation	1.60	4.25	4.00	4.25	3.75	4.00	3.75	4.00	4.25	-		4.04
Judges Total Program Component Score (factored)												32.25

Deductions:

0.00

<< Downgraded jump x Credit for highlight distribution, base value multiplied by 1.1

ISU World Figure Skating Championships 2011

PRELIMINARY ROUND LADIES FREE SKATING JUDGES DETAILS PER SKATER

Rank	Name	Nation	Starting Number	Total Segment Score	Total Element Score	Total Program Component Score (factored)	Total Deductions
19	Hristina VASSILEVA	BUL	9	65.26	31.33	33.93	0.00

#	Executed Elements	Info	Base Value	GOE	The Judges Panel (in random order)										Ref	Scores of Panel
1	2Lz	e	2.10	-0.35	-1	-1	-1	-1	-2	-2	-1	-1	-	1.75		
2	2F		1.80	0.00	0	0	0	0	0	0	0	1	-	1.80		
3	3T		4.10	-0.70	-1	0	-1	-1	-1	-1	-1	-1	-	3.40		
4	2A		3.30	0.25	1	1	0	0	1	1	0	0	-	3.55		
5	SISt1		1.80	0.42	1	1	1	0	1	1	1	0	-	2.22		
6	2A		3.63 x	0.17	0	0	0	0	1	1	1	0	-	3.80		
7	CCoSp4		3.50	-0.05	0	0	-1	0	0	0	-1	0	-	3.45		
8	ChSp1		2.00	0.00	0	0	0	0	0	0	0	1	-	2.00		
9	2F+2T		3.52 x	0.00	0	0	0	0	1	0	0	0	-	3.52		
10	2T		1.54 x	0.00	0	0	-1	0	0	0	0	0	-	1.54		
11	FSSp4		3.00	-0.15	-1	0	-1	0	0	0	-1	-1	-	2.85		
12	LSp1		1.50	-0.05	0	0	-2	0	0	0	-1	0	-	1.45		
			31.79											31.33		

Program Components

Program Components	Factor												
Skating Skills	1.60	4.25	4.25	4.00	4.50	4.25	4.25	4.75	4.25	-			4.29
Transition / Linking Footwork	1.60	4.00	4.00	3.25	4.25	4.00	4.00	4.25	3.75	-			4.00
Performance / Execution	1.60	4.00	4.00	4.25	4.50	4.50	4.00	4.75	4.25	-			4.25
Choreography / Composition	1.60	4.25	4.25	3.75	4.50	4.50	4.25	4.50	4.00	-			4.29
Interpretation	1.60	4.50	4.25	4.00	4.25	4.75	4.50	4.75	4.00	-			4.38
Judges Total Program Component Score (factored)													33.93

Deductions:

0.00

x Credit for highlight distribution, base value multiplied by 1.1 e Jump take off with wrong edge

Rank	Name	Nation	Starting Number	Total Segment Score	Total Element Score	Total Program Component Score (factored)	Total Deductions
20	Melinda WANG	TPE	13	63.32	31.69	32.63	-1.00

#	Executed Elements	Info	Base Value	GOE	The Judges Panel (in random order)										Ref	Scores of Panel
1	3T<	<	2.90	-2.10	-3	-3	-3	-3	-3	-3	-3	-3	-	0.80		
2	2F+2T		3.20	0.00	0	0	0	1	0	0	0	0	-	3.20		
3	2A+1T		3.70	-0.25	-1	-1	-1	0	0	0	-1	0	-	3.45		
4	CCoSp4		3.50	-0.20	-1	-1	-1	0	0	0	-1	-1	-	3.30		
5	ChSp1		2.00	0.50	1	1	0	1	0	0	1	0	-	2.50		
6	3T+2T		6.05 x	-1.40	-2	-2	-2	-2	-2	-2	-2	-2	-	4.65		
7	2A		3.63 x	0.00	0	0	0	0	0	0	0	0	-	3.63		
8	2Lo		1.98 x	0.00	0	0	0	0	0	0	0	0	-	1.98		
9	2F		1.98 x	0.00	0	0	0	0	0	0	0	0	-	1.98		
10	CSp1		1.40	-0.25	-1	-2	-2	0	0	0	-1	-1	-	1.15		
11	SISt2		2.30	-0.20	-1	0	0	-1	-1	0	-1	-1	-	2.10		
12	FCSSp4		3.00	-0.05	-1	-1	0	0	0	0	0	0	-	2.95		
			35.64											31.69		

Program Components

Program Components	Factor												
Skating Skills	1.60	4.25	4.25	4.25	4.50	4.00	3.50	4.00	4.25	-			4.17
Transition / Linking Footwork	1.60	4.00	3.50	3.75	3.75	3.75	3.25	3.75	3.75	-			3.71
Performance / Execution	1.60	4.50	4.25	4.25	4.25	4.00	3.25	4.25	3.75	-			4.13
Choreography / Composition	1.60	4.25	4.00	4.25	4.25	4.00	3.50	4.25	4.25	-			4.17
Interpretation	1.60	4.25	4.25	4.50	4.00	4.25	3.25	4.50	4.00	-			4.21
Judges Total Program Component Score (factored)													32.63

Deductions:

Falls: -1.00

-1.00

< Under-rotated jump x Credit for highlight distribution, base value multiplied by 1.1

ISU World Figure Skating Championships 2011

PRELIMINARY ROUND LADIES FREE SKATING JUDGES DETAILS PER SKATER

Rank	Name	Nation	Starting Number	Total Segment Score	Total Element Score	Total Program Component Score (factored)	Total Deductions
21	Clara PETERS	IRL	4	60.94	31.52	29.42	0.00

#	Executed Elements	Info	Base Value	GOE	The Judges Panel (in random order)									Ref	Scores of Panel
1	1Lz		0.60	-0.05	0	0	-1	-1	-1	-1	0	0	-	0.55	
2	2A		3.30	-0.42	0	-1	-1	0	-1	-1	-1	-1	-	2.88	
3	LSp2		1.90	-0.10	0	-1	0	-1	-1	0	0	0	-	1.80	
4	2A		3.30	0.00	0	0	0	0	0	0	0	0	-	3.30	
5	ChSp1		2.00	0.17	0	0	0	1	1	0	0	0	-	2.17	
6	2Lz		2.31 x	-0.30	-1	-1	-1	-1	-1	-1	-1	-2	-	2.01	
7	2F+2Lo+2Lo	e	5.94 x	-0.35	-1	-1	-2	-1	-2	-1	0	-1	-	5.59	
8	1Lz		0.66 x	-0.05	0	0	-1	-1	-1	-1	0	0	-	0.61	
9	FSSp2		2.30	-0.10	0	0	0	-1	-1	0	0	-1	-	2.20	
10	SIS3		3.30	0.00	0	0	0	0	0	0	0	0	-	3.30	
11	2F+2Lo	e	3.96 x	-0.35	-1	-1	-2	-1	-1	-1	-2	-1	-	3.61	
12	CCoSp4		3.50	0.00	0	0	0	0	-1	0	0	0	-	3.50	
			33.07											31.52	

Program Components	Factor												
Skating Skills	1.60	3.75	3.75	3.75	4.75	4.00	3.50	3.00	3.75	-			3.75
Transition / Linking Footwork	1.60	3.50	3.50	3.25	4.75	4.00	3.00	2.50	3.50	-			3.46
Performance / Execution	1.60	3.75	4.00	3.50	4.75	4.25	3.50	3.00	4.00	-			3.83
Choreography / Composition	1.60	4.00	3.50	3.50	5.00	4.00	3.25	3.00	4.00	-			3.71
Interpretation	1.60	3.75	3.50	3.25	4.50	3.75	3.50	3.00	4.00	-			3.63
Judges Total Program Component Score (factored)													29.42

Deductions: 0.00

x Credit for highlight distribution, base value multiplied by 1.1 e Jump take off with wrong edge

Rank	Name	Nation	Starting Number	Total Segment Score	Total Element Score	Total Program Component Score (factored)	Total Deductions
22	Taryn JURGENSEN	THA	3	57.75	28.15	29.60	0.00

#	Executed Elements	Info	Base Value	GOE	The Judges Panel (in random order)									Ref	Scores of Panel
1	2Lz		2.10	0.00	0	0	0	0	0	0	0	1	-	2.10	
2	2Lz+2Lo		3.90	0.00	0	0	0	0	0	0	0	0	-	3.90	
3	2F		1.80	0.00	0	0	0	0	0	1	0	0	-	1.80	
4	FCSSp3		2.60	0.25	1	0	0	0	1	1	-1	1	-	2.85	
5	ChSp1		2.00	1.00	1	1	1	1	0	1	1	1	-	3.00	
6	FCCoSp3		3.00	-0.05	0	-1	1	0	0	0	-1	0	-	2.95	
7	2Lo		1.98 x	0.00	0	0	0	0	0	0	0	0	-	1.98	
8	CCoSp3		3.00	0.00	0	0	0	0	0	0	0	0	-	3.00	
9	SIS3		3.30	0.00	0	0	0	0	0	1	-1	0	-	3.30	
10	1Lz		0.66 x	-0.10	-2	-1	-1	-1	-1	-1	-1	0	-	0.56	
11	2Lo<+1A+SEQ	<	2.11 x	-0.60	-2	-2	-2	-2	-2	-2	-3	-1	-	1.51	
12	2Lz<	<	1.65 x	-0.45	-1	-1	-2	-2	-1	-2	-2	-1	-	1.20	
			28.10											28.15	

Program Components	Factor												
Skating Skills	1.60	3.50	4.75	4.00	3.50	3.75	3.75	3.50	2.75	-			3.67
Transition / Linking Footwork	1.60	3.25	4.50	3.50	3.25	3.50	3.50	3.25	2.50	-			3.38
Performance / Execution	1.60	3.50	4.50	4.25	3.25	4.25	4.00	3.75	3.00	-			3.83
Choreography / Composition	1.60	3.50	4.50	3.75	3.50	4.25	4.00	4.00	3.25	-			3.83
Interpretation	1.60	3.50	4.75	4.00	3.25	4.00	4.25	3.75	3.00	-			3.79
Judges Total Program Component Score (factored)													29.60

Deductions: 0.00

< Under-rotated jump x Credit for highlight distribution, base value multiplied by 1.1

ISU World Figure Skating Championships 2011

PRELIMINARY ROUND LADIES FREE SKATING JUDGES DETAILS PER SKATER

Rank	Name	Nation	Starting Number	Total Segment Score	Total Element Score	Total Program Component Score (factored)	Total Deductions
23	Mary Ro REYES	MEX	2	54.99	28.77	27.22	-1.00

#	Executed Elements	Info	Base Value	GOE	The Judges Panel (in random order)										Ref	Scores of Panel
1	2A+2T		4.70	-0.08	0	0	0	0	-1	-1	0	0	-		4.62	
2	3S<<	<<	1.40	-0.60	-3	-3	-3	-3	-3	-3	-2	-3	-		0.80	
3	2A		3.30	0.00	0	0	0	0	-1	0	0	0	-		3.30	
4	CCoSp4		3.50	0.00	0	0	0	1	0	0	0	0	-		3.50	
5	ChSp1		2.00	0.00	0	0	0	0	0	0	0	0	-		2.00	
6	3S<<+1T	<<	1.80	-0.60	-3	-3	-3	-3	-3	-3	-2	-3	-		1.20	
7	2Lz		2.31	x 0.00	0	0	0	0	0	0	0	0	-		2.31	
8	2F+2T+2T<<	e	3.96	x -0.70	-1	-3	-1	-2	-3	-3	-2	-3	-		3.26	
9	FSSp3		2.60	0.00	0	-1	0	0	0	0	0	0	-		2.60	
10	2F	e	1.98	x -0.30	0	-1	-1	-1	-1	-1	-1	-1	-		1.68	
11	FCSSp3		2.60	0.00	0	-1	0	0	0	0	0	0	-		2.60	
12	SIS1		1.80	-0.90	-2	-3	-3	-3	-3	-3	-3	-3	-		0.90	
			31.95												28.77	

Program Components

Program Components	Factor											
Skating Skills	1.60	3.75	3.25	3.25	4.00	3.50	3.50	4.00	4.00	4.00	-	3.67
Transition / Linking Footwork	1.60	3.00	3.00	3.00	3.50	3.00	3.25	3.75	3.00	-	3.13	
Performance / Execution	1.60	3.75	3.00	3.00	3.75	3.50	3.50	4.00	3.50	-	3.50	
Choreography / Composition	1.60	3.50	3.00	3.25	3.75	3.00	3.25	4.00	3.25	-	3.33	
Interpretation	1.60	3.50	3.00	3.00	4.00	3.25	3.25	3.75	3.50	-	3.38	
Judges Total Program Component Score (factored)												27.22

Deductions:

Falls: -1.00 -1.00

<< Downgraded jump x Credit for highlight distribution, base value multiplied by 1.1 e Jump take off with wrong edge

Rank	Name	Nation	Starting Number	Total Segment Score	Total Element Score	Total Program Component Score (factored)	Total Deductions
24	Georgia GLASTRIS	GRE	6	52.38	24.91	27.47	0.00

#	Executed Elements	Info	Base Value	GOE	The Judges Panel (in random order)										Ref	Scores of Panel
1	3S<<	<<	1.40	-0.57	-3	-2	-3	-3	-3	-3	-2	-3	-		0.83	
2	1Lo		0.50	-0.02	0	0	0	0	-1	-1	0	0	-		0.48	
3	3S<<+SEQ	<<	1.12	-0.43	-3	-2	-2	-2	-2	-3	-2	-2	-		0.69	
4	CCoSp4		3.50	0.08	1	0	0	0	0	0	0	1	-		3.58	
5	ChSp1		2.00	0.00	1	0	0	0	0	0	0	0	-		2.00	
6	1A		1.21	x 0.00	0	0	0	0	-1	0	0	0	-		1.21	
7	2F		1.98	x -0.30	-1	-1	-1	-1	-1	-1	0	-1	-		1.68	
8	FCSp3		2.80	0.08	0	0	1	1	0	0	0	0	-		2.88	
9	2Lz+2T	e	3.85	x -0.35	-1	-1	-1	-1	-1	-2	-1	-2	-		3.50	
10	2F+2T<	<	3.08	x -0.60	-2	-2	-2	-2	-2	-3	-1	-2	-		2.48	
11	SIS1		3.30	-0.12	0	0	0	0	0	-1	0	-1	-		3.18	
12	LSp3		2.40	0.00	0	0	0	0	0	0	0	0	-		2.40	
			27.14												24.91	

Program Components

Program Components	Factor											
Skating Skills	1.60	4.00	3.75	4.25	3.25	3.75	3.25	3.25	3.50	-	3.58	
Transition / Linking Footwork	1.60	3.50	3.50	3.75	2.75	3.25	3.00	3.00	3.25	-	3.25	
Performance / Execution	1.60	3.75	3.75	4.00	3.25	3.75	3.25	3.25	3.25	-	3.50	
Choreography / Composition	1.60	4.00	4.00	3.75	3.25	3.00	3.00	3.25	3.25	-	3.42	
Interpretation	1.60	4.00	3.75	3.75	3.00	3.25	3.25	3.25	3.25	-	3.42	
Judges Total Program Component Score (factored)												27.47

Deductions:

0.00

< Under-rotated jump << Downgraded jump x Credit for highlight distribution, base value multiplied by 1.1 e Jump take off with wrong edge

ISU World Figure Skating Championships 2011

PRELIMINARY ROUND LADIES FREE SKATING JUDGES DETAILS PER SKATER

Rank	Name	Nation	Starting Number	Total Segment Score	Total Element Score	Total Program Component Score (factored)	Total Deductions
25	Marina SEEH	SRB	5	52.20	26.68	27.52	-2.00

#	Executed Elements	Info	Base Value	GOE	The Judges Panel (in random order)									Ref	Scores of Panel
1	2Lo		1.80	0.00	-1	0	0	0	0	1	0	0	-		1.80
2	3S		4.20	-2.10	-3	-3	-3	-3	-3	-3	-3	-3	-		2.10
3	2A		3.30	-1.50	-3	-3	-3	-3	-3	-3	-3	-		1.80	
4	FSSp4		3.00	0.00	-1	0	0	0	0	0	0	1	-		3.00
5	2A<<	<<	1.10	-0.60	-3	-3	-3	-3	-3	-3	-3	-		0.50	
6	1F		0.50	-0.05	-1	-2	0	0	-1	0	-1	0	-		0.45
7	CCoSp3		3.00	0.00	-1	0	0	0	0	0	0	-		3.00	
8	2F+2T		3.52 x	-0.70	-3	-1	-2	-3	-2	-2	-3	-2	-		2.82
9	ChSp1		2.00	0.00	0	0	0	0	0	0	0	-		2.00	
10	2Lo+1Lo		2.53 x	-0.20	-1	-1	-1	-1	-1	0	0	0	-		2.33
11	FCCoSp4		3.50	0.08	-1	0	0	0	0	0	1	1	-		3.58
12	CiSt3		3.30	0.00	-1	0	0	0	0	0	0	1	-		3.30
			31.75												26.68

Program Components	Factor														
Skating Skills	1.60	3.00	3.25	4.00	3.75	4.25	3.75	3.50	3.00	-					3.54
Transition / Linking Footwork	1.60	2.50	3.00	3.75	3.25	3.75	3.25	3.50	3.00	-					3.29
Performance / Execution	1.60	3.00	3.00	3.75	3.75	3.75	3.75	3.25	3.25	-					3.46
Choreography / Composition	1.60	3.00	3.25	4.00	3.50	4.00	4.00	3.50	3.25	-					3.58
Interpretation	1.60	3.00	3.25	3.75	3.25	3.25	4.25	3.25	3.25	-					3.33
Judges Total Program Component Score (factored)															27.52
Deductions:		Falls:	-2.00												-2.00

<< Downgraded jump x Credit for highlight distribution, base value multiplied by 1.1

Rank	Name	Nation	Starting Number	Total Segment Score	Total Element Score	Total Program Component Score (factored)	Total Deductions
26	Tiffany Packard YU	HKG	7	51.72	23.56	29.16	-1.00

#	Executed Elements	Info	Base Value	GOE	The Judges Panel (in random order)									Ref	Scores of Panel
1	3S<<	<<	1.40	-0.57	-3	-3	-3	-3	-3	-3	-2	-2	-		0.83
2	3T<+2T	<	4.30	-1.05	-3	-1	-1	-2	-3	-1	-1	-1	-		3.25
3	2A		3.30	0.00	0	0	0	0	0	0	1	0	-		3.30
4	FCCoSp4		3.50	-0.05	-1	-1	1	0	0	0	0	0	-		3.45
5	ChSp1		2.00	0.00	0	1	0	0	0	0	0	0	-		2.00
6	3S<+SEQ	<	2.55 x	-2.10	-3	-3	-3	-3	-3	-3	-3	-3	-		0.45
7	FSSp3		2.60	0.00	0	0	0	0	0	0	0	0	-		2.60
8	2Lz	e	2.31 x	-0.30	-1	-1	-1	-1	-1	-1	-1	-1	-		2.01
9	2F+1T		2.42 x	-0.05	0	0	-1	0	-1	0	0	0	-		2.37
10	2Lz*+1T*+1Lo*	e	0.00	0.00	-	-	-	-	-	-	-	-	-		0.00
11	SiSt3		3.30	0.00	0	0	0	0	0	0	0	0	-		3.30
12	CCoSp		0.00	0.00	-	-	-	-	-	-	-	-	-		0.00
			27.68												23.56

Program Components	Factor														
Skating Skills	1.60	3.50	4.25	4.00	4.00	3.75	4.00	3.75	4.50	-					3.96
Transition / Linking Footwork	1.60	3.25	3.50	3.50	3.25	3.00	3.50	3.25	4.00	-					3.38
Performance / Execution	1.60	3.50	4.00	3.50	3.50	3.50	4.00	3.50	4.25	-					3.67
Choreography / Composition	1.60	3.25	3.75	3.75	3.50	3.50	4.00	3.25	4.50	-					3.63
Interpretation	1.60	3.25	3.75	3.50	3.25	3.50	4.25	3.50	4.00	-					3.58
Judges Total Program Component Score (factored)															29.16
Deductions:		Falls:	-1.00												-1.00

< Under-rotated jump << Downgraded jump * Invalid element x Credit for highlight distribution, base value multiplied by 1.1 e Jump take off with wrong edge



ISU WORLD FIGURE SKATING CHAMPIONSHIPS® 2011

April 25 – May 1, 2011 – Moscow / Russia

ISU World Figure Skating Championships 2011



PRELIMINARY ROUND ICE DANCE

Ice Palace MEGASPORT	26 Apr 2011	Free Dance
----------------------	-------------	------------

Size of Skating Area	:	30m*60m
Ice Conditions	:	very good
Number of Entries	:	17
Number of Participants	:	17

Entry Withdrawn	:	
-----------------	---	--

Free Dance			
Duration	:	4:00	+/- 10 Sec.
Segment Factor	:	1.00	
Program Component Factors			
		Skating Skills	1.25
		Transitions/Linking Footwork/Movements	1.75
		Performance/Execution	1.00
		Composition/Choreography	1.00
		Interpretation/Timing	1.00

Official ISU Sponsors





ISU WORLD FIGURE SKATING CHAMPIONSHIPS® 2011

April 25 – May 1, 2011 – Moscow / Russia



ISU World Figure Skating Championships 2011

PANEL OF JUDGES

PRELIMINARY ROUND ICE DANCE - FREE DANCE

Officials

Technical Controller	Ms. Linda LEAVER	ISU
Technical Specialist	Ms. Ayako HIGASHINO	ISU
Assistant Technical Specialist	Mr. Sergei PONOMARENKO	ISU

Judges

Referee	Ms. Janet COTON	ISU
Judges	Ms. Katalin ALPERN	ISU
	Ms. Elizabeth CLARK	ISU
	Ms. Christl HEIDLER	ISU
	Ms. Christine HURTH	ISU
	Ms. Mayumi KATO	ISU
	Ms. Wendy LANGTON	ISU
	Mr. Peeter LAUR	ISU
	Mr. Miroslav MISUREC	ISU
	Ms. Claudia STAHNKE	ISU

Data/Replay Operator

	Mr. Alexander KUZNETSOV	ISU
	Mr. Eugen LARASSER	ISU

printed at: 29/04/2011 18:08:52

Official ISU Sponsors





ISU WORLD FIGURE SKATING CHAMPIONSHIPS® 2011
April 25 – May 1, 2011 – Moscow / Russia



ISU World Figure Skating Championships 2011

RESULTS

PRELIMINARY ROUND ICE DANCE FINAL RESULT

Pl.	Name	Nation	Total Score	FD
1	Kaitlyn WEAVER / Andrew POJE	CAN	87.22	1
2	Nelli ZHIGANSHINA / Alexander GAZSI	GER	83.67	2
3	Isabella TOBIAS / Deividas STAGNIUNAS	LTU	77.63	3
4	Xintong HUANG / Xun ZHENG	CHN	75.45	4
5	Siobhan HEEKIN-CANEDY / Alexander SHAKALOV	UKR	75.00	5
6	Allison REED / Otar JAPARIDZE	GEO	70.90	6
7	Sara HURTADO / Adria DIAZ	ESP	70.26	7
8	Lucie MYSLIVECKOVA / Matej NOVAK	CZE	68.96	8
9	Louise WALDEN / Owen EDWARDS	GBR	68.58	9
10	Ramona ELSENER / Florian ROOST	SUI	67.94	10
11	Kira GEIL / Tobias EISENBAUER	AUT	64.55	11
12	Danielle OBRIEN / Gregory MERRIMAN	AUS	63.57	12
13	Zsuzsanna NAGY / Mate FEJES	HUN	58.70	13
14	Katelyn GOOD / Nikolaj SORENSEN	DEN	57.04	14
15	Corenne BRUHNS / Benjamin WESTENBERGER	MEX	55.51	15
16	Kristina TREMASOVA / Dimitar LICHEV	BUL	55.37	16
17	Lesia VALADZENKAVA / Vitali VAKUNOV	BLR	54.43	17

Ms. Janet COTON ISU
Referee

Ms. Linda LEAVER ISU
Technical Controller

Printed: 26/04/2011 14:55:14

Official ISU Sponsors



ISU World Figure Skating Championships 2011

PRELIMINARY ROUND ICE DANCE FREE DANCE JUDGES DETAILS PER SKATER

Rank	Name	Nation	Starting Number	Total Segment Score	Total Element Score	Total Program Component Score (factored)	Total Deductions
1	Kaitlyn WEAVER / Andrew POJE	CAN	13	87.22	45.44	41.78	0.00

#	Executed Elements	Info	Base Value	GOE	The Judges Panel (in random order)								Ref	Scores of Panel	
1	CiSt3		6.50	1.43	1	1	2	1	1	2	1	2	2		7.93
2	STw4		6.00	0.50	1	1	1	0	1	1	1	1	1		6.50
3	CoSp4		5.00	0.86	2	2	2	0	2	1	2	1	2		5.86
4	RoLi4		4.00	0.50	1	1	1	1	1	1	1	1	2		4.50
5	CuLi4		4.00	0.93	2	2	3	1	2	2	2	1	2		4.93
6	SILi2		2.50	0.86	2	1	2	1	2	2	2	0	2		3.36
7	DiSt3		6.50	1.00	1	1	1	0	1	1	1	2	1		7.50
8	RoLi4		4.00	0.86	2	1	2	1	1	2	2	2	2		4.86
9	Li+TRANS		0.00	0.00	-	-	-	-	-	-	-	-	-		0.00
			38.50											45.44	

Program Components			Factor										
Skating Skills		1.25	6.75	7.25	7.25	7.50	6.75	6.75	7.00	7.25	5.75	7.00	
Linking Footwork / Movement		1.75	6.50	6.75	7.25	7.25	6.25	6.75	6.75	7.00	5.75	6.75	
Performance		1.00	6.50	7.25	7.50	7.50	6.50	7.00	7.00	7.50	6.00	7.04	
Choreography		1.00	6.75	7.25	7.75	7.25	6.50	7.25	7.25	7.25	6.00	7.07	
Interpretation / Timing		1.00	6.75	7.00	7.50	7.50	6.75	7.00	7.25	7.50	6.00	7.11	
Judges Total Program Component Score (factored)													41.78
Deductions:													0.00

Rank	Name	Nation	Starting Number	Total Segment Score	Total Element Score	Total Program Component Score (factored)	Total Deductions
2	Nelli ZHIGANSHINA / Alexander GAZSI	GER	11	83.67	45.28	39.39	-1.00

#	Executed Elements	Info	Base Value	GOE	The Judges Panel (in random order)								Ref	Scores of Panel	
1	STw4		6.00	0.57	2	1	1	1	2	1	0	1	1		6.57
2	CuLi4		4.00	0.64	1	2	1	1	2	1	1	2	1		4.64
3	CiSt3		6.50	0.86	2	1	1	1	1	1	0	1	0		7.36
4	SILi4		4.00	0.57	1	1	2	1	2	1	0	2	0		4.57
5	Sp4		5.00	0.36	1	0	0	1	1	1	1	1	0		5.36
6	DiSt3		6.50	1.14	2	1	0	0	2	1	1	2	1		7.64
7	RoLi4		4.00	0.71	2	1	2	1	1	2	0	2	1		4.71
8	CuLi4		4.00	0.43	1	1	0	1	1	1	0	2	1		4.43
			40.00											45.28	

Program Components			Factor											
Skating Skills		1.25	6.50	6.75	4.50	5.75	7.00	5.50	7.00	7.00	6.25	6.39		
Linking Footwork / Movement		1.75	7.00	6.50	4.50	5.75	7.25	6.00	7.25	6.75	5.75	6.43		
Performance		1.00	6.50	6.75	4.75	6.00	7.50	6.25	7.00	7.00	6.25	6.54		
Choreography		1.00	7.25	7.25	4.75	6.25	7.25	6.50	7.25	7.25	6.00	6.82		
Interpretation / Timing		1.00	7.25	7.00	4.50	6.00	7.50	6.50	7.25	7.25	6.25	6.79		
Judges Total Program Component Score (factored)													39.39	
Deductions:			Falls: -1.00											-1.00

Rank	Name	Nation	Starting Number	Total Segment Score	Total Element Score	Total Program Component Score (factored)	Total Deductions
3	Isabella TOBIAS / Deividas STAGNIUNAS	LTU	8	77.63	41.34	36.29	0.00

#	Executed Elements	Info	Base Value	GOE	The Judges Panel (in random order)								Ref	Scores of Panel	
1	STw4		6.00	0.43	1	1	1	1	3	1	1	0	-1		6.43
2	CiSt2		5.00	0.43	1	1	1	0	0	1	0	-1	0		5.43
3	CuLi4+RoLi4		8.00	1.19	1	2	1	1	2	2	2	1	1		9.19
4	Sp4		5.00	0.43	1	0	1	1	1	2	1	0	1		5.43
5	DiSt2		5.00	1.00	1	1	1	1	1	2	1	0	1		6.00
6	SILi4		4.00	0.43	2	0	1	1	1	1	1	0	1		4.43
7	CuLi4		4.00	0.43	1	0	1	0	2	1	3	0	1		4.43
			37.00											41.34	

Program Components			Factor										
Skating Skills		1.25	6.50	6.00	5.50	4.75	6.50	6.75	6.25	6.50	5.50	6.11	
Linking Footwork / Movement		1.75	6.25	5.75	5.25	5.00	6.25	6.50	6.00	6.25	5.00	5.82	
Performance		1.00	6.00	6.00	5.50	5.00	6.00	6.50	6.25	6.50	6.00	6.04	
Choreography		1.00	6.75	6.00	5.50	5.25	6.50	6.75	6.25	6.75	5.75	6.21	
Interpretation / Timing		1.00	6.75	6.00	5.75	5.25	6.25	6.75	6.50	6.50	5.75	6.21	
Judges Total Program Component Score (factored)													36.29
Deductions:													0.00

ISU World Figure Skating Championships 2011

PRELIMINARY ROUND ICE DANCE FREE DANCE JUDGES DETAILS PER SKATER

Rank	Name	Nation	Starting Number	Total Segment Score	Total Element Score	Total Program Component Score (factored)	Total Deductions
4	Xintong HUANG / Xun ZHENG	CHN	14	75.45	41.00	34.45	0.00

#	Executed Elements	Info	Base Value	GOE	The Judges Panel (in random order)								Ref	Scores of Panel	
1	SeSt2		5.00	0.71	1	1	1	0	2	1	0	1	0		5.71
2	CuLi4		4.00	0.50	1	1	1	1	2	1	1	1	0		4.50
3	STw3		5.00	0.43	1	1	1	0	1	1	1	1	0		5.43
4	SILi4		4.00	0.43	0	1	2	0	1	1	1	1	1		4.43
5	RoLi4		4.00	0.43	1	1	2	0	1	1	1	1	0		4.43
6	Sp4		5.00	0.21	1	1	0	0	1	0	1	0	-1		5.21
7	MiSt3		6.50	0.29	0	0	0	0	0	1	1	1	0		6.79
8	CuLi4		4.00	0.50	1	1	1	1	2	1	1	1	0		4.50
9	Li+TRANS		0.00	0.00	-	-	-	-	-	-	-	-	-		0.00
10	Li+TRANS		0.00	0.00	-	-	-	-	-	-	-	-	-		0.00
			37.50											41.00	

Program Components

	Factor										
Skating Skills	1.25	5.25	5.75	5.50	5.50	6.25	6.25	6.00	6.25	5.50	5.82
Linking Footwork / Movement	1.75	5.00	5.50	5.25	4.75	6.00	6.25	5.75	6.00	5.25	5.54
Performance	1.00	5.00	5.75	5.50	5.00	6.25	6.25	6.00	5.75	5.50	5.68
Choreography	1.00	5.25	6.00	6.25	5.50	6.25	6.25	6.00	6.50	5.25	5.93
Interpretation / Timing	1.00	5.25	6.00	6.25	5.00	6.25	6.50	5.75	6.00	5.50	5.86
Judges Total Program Component Score (factored)											34.45

Deductions:

0.00

Rank	Name	Nation	Starting Number	Total Segment Score	Total Element Score	Total Program Component Score (factored)	Total Deductions
5	Siobhan HEEKIN-CANEDY / Alexander SHAKALOV	UKR	12	75.00	40.09	34.91	0.00

#	Executed Elements	Info	Base Value	GOE	The Judges Panel (in random order)								Ref	Scores of Panel	
1	RoLi4		4.00	0.43	1	2	0	1	1	1	0	1	1		4.43
2	CoSp4		5.00	0.36	1	1	0	1	1	1	0	0	1		5.36
3	DiSt2		5.00	0.14	0	0	0	0	0	1	1	0	0		5.14
4	STw4		6.00	0.57	1	1	0	1	2	2	1	1	1		6.57
5	CuLi4		4.00	0.07	0	1	0	0	0	2	0	0	0		4.07
6	CiSt2		5.00	0.71	1	0	0	1	1	1	0	1	1		5.71
7	SILi4+RoLi4		8.00	0.81	1	2	0	1	0	2	1	1	1		8.81
8	Li+TRANS		0.00	0.00	-	-	-	-	-	-	-	-	-		0.00
			37.00											40.09	

Program Components

	Factor										
Skating Skills	1.25	4.75	6.50	6.50	6.00	5.75	5.75	6.00	6.00	5.50	5.93
Linking Footwork / Movement	1.75	4.50	6.00	6.25	5.50	5.25	6.00	5.50	5.75	5.25	5.61
Performance	1.00	5.00	6.25	6.50	5.75	5.50	6.00	5.75	6.25	5.50	5.86
Choreography	1.00	5.00	6.00	6.25	6.00	6.00	6.25	6.00	6.00	5.75	6.00
Interpretation / Timing	1.00	4.75	5.75	6.50	5.75	5.75	6.00	5.75	6.00	5.75	5.82
Judges Total Program Component Score (factored)											34.91

Deductions:

0.00

Rank	Name	Nation	Starting Number	Total Segment Score	Total Element Score	Total Program Component Score (factored)	Total Deductions
6	Allison REED / Otar JAPARIDZE	GEO	17	70.90	38.36	32.54	0.00

#	Executed Elements	Info	Base Value	GOE	The Judges Panel (in random order)								Ref	Scores of Panel	
1	CoSp4		5.00	0.43	0	0	1	1	1	1	1	1	1		5.43
2	CuLi4		4.00	0.50	0	0	1	2	1	1	2	1	1		4.50
3	MiSt2		5.00	0.14	0	0	1	0	0	0	1	0	0		5.14
4	CuLi4		4.00	-0.14	0	0	0	-1	0	-1	0	-1	0		3.86
5	STw4		6.00	0.14	0	0	0	1	0	0	1	0	1		6.14
6	SILi3		3.50	0.36	0	0	2	1	1	0	1	1	1		3.86
7	CiSt2		5.00	0.00	0	0	1	0	0	0	0	0	0		5.00
8	RoLi4		4.00	0.43	0	1	0	1	1	1	1	1	1		4.43
9	Li+TRANS		0.00	0.00	-	-	-	-	-	-	-	-	-		0.00
10	Li+TRANS		0.00	0.00	-	-	-	-	-	-	-	-	-		0.00
			36.50											38.36	

Program Components

	Factor										
Skating Skills	1.25	6.25	5.25	5.50	5.75	5.50	5.00	6.00	5.00	5.50	5.50
Linking Footwork / Movement	1.75	6.25	5.00	5.50	5.25	4.75	5.00	5.50	4.50	5.75	5.25
Performance	1.00	6.50	5.25	5.50	5.50	5.50	4.50	5.75	4.75	5.75	5.43
Choreography	1.00	6.25	5.25	5.75	5.75	5.75	4.75	5.75	5.00	5.50	5.54
Interpretation / Timing	1.00	6.50	5.50	5.50	5.75	5.50	4.25	6.00	4.75	5.50	5.50
Judges Total Program Component Score (factored)											32.54

Deductions:

0.00

ISU World Figure Skating Championships 2011

PRELIMINARY ROUND ICE DANCE FREE DANCE JUDGES DETAILS PER SKATER

Rank	Name	Nation	Starting Number	Total Segment Score	Total Element Score	Total Program Component Score (factored)	Total Deductions
7	Sara HURTADO / Adria DIAZ	ESP	9	70.26	38.00	32.26	0.00

#	Executed Elements	Info	Base Value	GOE	The Judges Panel (in random order)								Ref	Scores of Panel	
1	SILi4		4.00	0.71	2	1	1	2	1	1	2	1	2		4.71
2	DiSt2		5.00	0.71	0	1	0	1	1	1	2	0	1		5.71
3	CuLi2		2.50	0.50	1	1	1	2	0	1	1	1	1		3.00
4	CoSp4		5.00	0.43	1	1	-1	1	1	1	2	0	1		5.43
5	CiSt2		5.00	0.29	1	0	0	0	0	1	1	-1	0		5.29
6	STw3		5.00	-0.36	-1	0	-1	0	-1	0	0	-2	-2		4.64
7	SILi4		4.00	0.86	2	2	1	2	1	2	2	0	2		4.86
8	RoLi4		4.00	0.36	1	1	0	1	0	1	1	0	1		4.36
			34.50											38.00	

Program Components		Factor											
Skating Skills		1.25	4.50	5.50	5.50	5.50	5.50	5.75	5.75	6.00	5.50		5.57
Linking Footwork / Movement		1.75	4.75	3.75	5.00	4.00	4.75	5.75	4.00	5.50	5.00		4.71
Performance		1.00	4.75	5.25	5.25	5.50	6.25	5.75	5.75	6.25	5.75		5.64
Choreography		1.00	5.25	5.00	5.25	6.00	6.00	6.00	6.00	6.25	5.50		5.71
Interpretation / Timing		1.00	5.00	5.50	5.25	6.00	5.75	6.00	6.00	6.50	5.50		5.71
Judges Total Program Component Score (factored)													32.26

Deductions: 0.00

Rank	Name	Nation	Starting Number	Total Segment Score	Total Element Score	Total Program Component Score (factored)	Total Deductions
8	Lucie MYSLIVECKOVA / Matej NOVAK	CZE	16	68.96	32.85	37.11	-1.00

#	Executed Elements	Info	Base Value	GOE	The Judges Panel (in random order)								Ref	Scores of Panel	
1	CiSt3		6.50	1.14	1	1	1	1	1	2	2	0	1		7.64
2	STw		0.00	0.00	-	-	-	-	-	-	-	-	-		0.00
3	CuLi4		4.00	0.57	1	1	1	1	1	2	1	0	2		4.57
4	MiSt3		6.50	0.71	1	0	1	0	1	1	1	0	1		7.21
5	SeLi4		8.00	0.93	1	1	1	1	1	2	1	0	2		8.93
6	CoSp		0.00	0.00	-	-	-	-	-	-	-	-	-		0.00
7	RoLi4		4.00	0.50	1	1	0	1	1	2	1	0	2		4.50
8	Li+TRANS		0.00	0.00	-	-	-	-	-	-	-	-	-		0.00
			29.00											32.85	

Program Components		Factor											
Skating Skills		1.25	5.50	4.75	6.25	6.50	6.00	7.00	6.25	6.25	6.25		6.14
Linking Footwork / Movement		1.75	5.50	4.75	6.75	6.50	5.75	7.00	6.00	6.00	6.75		6.18
Performance		1.00	5.25	4.75	6.00	6.25	6.00	7.25	6.00	6.00	6.50		6.00
Choreography		1.00	5.75	5.00	6.50	6.75	6.25	7.25	6.00	6.50	6.75		6.36
Interpretation / Timing		1.00	5.75	4.75	6.25	6.75	6.00	7.25	6.25	6.25	6.50		6.25
Judges Total Program Component Score (factored)													37.11

Deductions: Falls: -1.00

Rank	Name	Nation	Starting Number	Total Segment Score	Total Element Score	Total Program Component Score (factored)	Total Deductions
9	Louise WALDEN / Owen EDWARDS	GBR	10	68.58	36.37	32.21	0.00

#	Executed Elements	Info	Base Value	GOE	The Judges Panel (in random order)								Ref	Scores of Panel	
1	RoLi4		4.00	0.43	0	2	1	1	1	0	2	0	1		4.43
2	STw3		5.00	-0.29	-1	-1	0	0	-1	-1	-1	0	0		4.71
3	SILi4+CuLi4		8.00	0.80	1	1	1	1	1	1	1	1	1		8.80
4	CoSp4		5.00	0.50	1	1	1	1	1	0	1	1	1		5.50
5	CiSt2		5.00	0.00	0	0	0	0	0	0	0	0	0		5.00
6	DiSt2		5.00	0.29	0	1	0	1	0	0	1	0	0		5.29
7	CuLi2		2.50	0.14	1	1	0	0	0	0	0	0	1		2.64
8	Li+TRANS		0.00	0.00	-	-	-	-	-	-	-	-	-		0.00
			34.50											36.37	

Program Components		Factor											
Skating Skills		1.25	4.75	6.00	5.50	5.75	5.25	6.00	5.50	5.25	5.25		5.50
Linking Footwork / Movement		1.75	4.50	5.75	5.50	5.25	4.75	5.75	5.25	4.75	5.25		5.21
Performance		1.00	4.75	5.75	5.25	5.50	5.00	6.25	5.25	5.25	5.50		5.36
Choreography		1.00	5.00	5.50	5.50	5.75	5.25	6.50	5.75	5.00	5.50		5.46
Interpretation / Timing		1.00	4.75	5.75	5.25	5.75	5.25	6.25	5.25	5.00	5.50		5.39
Judges Total Program Component Score (factored)													32.21

Deductions: 0.00

ISU World Figure Skating Championships 2011

PRELIMINARY ROUND ICE DANCE FREE DANCE JUDGES DETAILS PER SKATER

Rank	Name	Nation	Starting Number	Total Segment Score	Total Element Score	Total Program Component Score (factored)	Total Deductions
10	Ramona ELSENER / Florian ROOST	SUI	7	67.94	38.11	29.83	0.00

#	Executed Elements	Info	Base Value	GOE	The Judges Panel (in random order)								Ref	Scores of Panel	
1	STw4		6.00	0.29	0	0	1	1	-1	1	0	1	1		6.29
2	CiSt2		5.00	0.00	1	0	0	0	0	0	0	0	0		5.00
3	CoSp4		5.00	0.43	1	1	0	1	0	1	1	1	1		5.43
4	SILi4		4.00	0.43	1	1	0	1	0	1	1	1	1		4.43
5	CuLi4+SILi4		8.00	-0.11	0	0	0	-1	1	0	-1	0	0		7.89
6	RoLi4		4.00	0.07	0	1	0	0	0	0	0	1	0		4.07
7	DiSt2		5.00	0.00	0	0	0	0	0	0	0	0	0		5.00
8	Li+TRANS		0.00	0.00	-	-	-	-	-	-	-	-	-		0.00
			37.00												38.11

Program Components			Factor											
Skating Skills		1.25	5.25	4.75	4.75	5.25	4.75	4.50	5.00	5.00	5.00	5.00		4.93
Linking Footwork / Movement		1.75	5.25	4.50	4.50	5.25	4.75	4.50	4.75	5.00	4.25		4.75	
Performance		1.00	5.50	4.75	4.75	5.50	4.75	4.75	5.50	5.25	5.00		5.07	
Choreography		1.00	5.50	5.25	4.50	5.75	5.00	4.75	5.50	5.50	4.75		5.18	
Interpretation / Timing		1.00	5.25	5.00	4.75	5.25	5.00	5.00	5.00	5.50	5.25		5.11	
Judges Total Program Component Score (factored)														29.83
Deductions:														0.00

Rank	Name	Nation	Starting Number	Total Segment Score	Total Element Score	Total Program Component Score (factored)	Total Deductions
11	Kira GEIL / Tobias EISENBAUER	AUT	4	64.55	34.26	30.29	0.00

#	Executed Elements	Info	Base Value	GOE	The Judges Panel (in random order)								Ref	Scores of Panel	
1	STw1		2.50	-0.47	-1	-1	-2	-2	-1	-1	-2	-1	-2		2.03
2	SILi4		4.00	0.29	1	1	1	0	0	0	0	1	1		4.29
3	DiSt3		6.50	0.14	1	0	-1	0	-1	0	0	1	1		6.64
4	CoSp4		5.00	0.21	1	1	0	-1	0	0	1	0	1		5.21
5	SILi4+RoLi1		5.50	0.80	2	1	1	1	0	1	1	1	1		6.30
6	CiSt2		5.00	0.29	1	0	0	0	0	0	1	0	1		5.29
7	RoLi4		4.00	0.50	1	1	1	1	1	1	1	1	2		4.50
8	Li+TRANS		0.00	0.00	-	-	-	-	-	-	-	-	-		0.00
9	Li+TRANS		0.00	0.00	-	-	-	-	-	-	-	-	-		0.00
			32.50												34.26

Program Components			Factor											
Skating Skills		1.25	5.75	5.00	5.25	4.75	4.50	5.25	4.50	5.00	5.75		5.07	
Linking Footwork / Movement		1.75	5.50	4.50	5.00	4.50	4.25	5.00	4.25	5.00	5.50		4.82	
Performance		1.00	6.00	5.25	5.00	4.75	4.50	5.25	4.75	5.25	5.50		5.11	
Choreography		1.00	6.00	5.50	5.25	5.00	4.50	5.00	5.00	5.25	6.00		5.29	
Interpretation / Timing		1.00	5.75	5.00	5.00	4.75	4.50	5.25	4.75	5.25	6.00		5.11	
Judges Total Program Component Score (factored)														30.29
Deductions:														0.00

Rank	Name	Nation	Starting Number	Total Segment Score	Total Element Score	Total Program Component Score (factored)	Total Deductions
12	Danielle OBRIEN / Gregory MERRIMAN	AUS	15	63.57	33.99	29.58	0.00

#	Executed Elements	Info	Base Value	GOE	The Judges Panel (in random order)								Ref	Scores of Panel	
1	CuLi4		4.00	0.14	0	0	1	0	0	0	0	1	2		4.14
2	CiSt2		5.00	0.14	1	0	0	0	0	0	0	0	1		5.14
3	STw4		6.00	-0.29	0	-1	0	-1	-1	-1	-1	0	0		5.71
4	RoLi		0.00	0.00	-	-	-	-	-	-	-	-	-		0.00
5	StaLi4		4.00	0.43	0	1	0	0	1	1	2	1	2		4.43
6	MiSt2		5.00	0.14	1	0	0	-1	0	0	0	0	1		5.14
7	RoLi4		4.00	0.36	0	0	1	0	1	1	1	1	2		4.36
8	Sp4		5.00	0.07	0	0	0	0	-1	0	0	1	1		5.07
9	Li+TRANS		0.00	0.00	-	-	-	-	-	-	-	-	-		0.00
			33.00												33.99

Program Components			Factor											
Skating Skills		1.25	5.25	5.00	5.25	4.75	4.75	4.75	4.75	4.50	5.25		4.93	
Linking Footwork / Movement		1.75	5.00	5.00	5.50	4.75	4.50	4.25	4.75	4.25	4.75		4.71	
Performance		1.00	5.25	5.25	5.00	5.00	4.75	4.75	4.75	4.75	5.25		4.96	
Choreography		1.00	5.00	5.25	6.00	5.00	5.25	4.75	5.50	4.75	5.50		5.18	
Interpretation / Timing		1.00	5.25	5.25	5.25	4.75	4.75	4.75	5.25	4.75	5.50		5.04	
Judges Total Program Component Score (factored)														29.58
Deductions:														0.00

ISU World Figure Skating Championships 2011

PRELIMINARY ROUND ICE DANCE FREE DANCE JUDGES DETAILS PER SKATER

Rank	Name	Nation	Starting Number	Total Segment Score	Total Element Score	Total Program Component Score (factored)	Total Deductions
13	Zsuzsanna NAGY / Mate FEJES	HUN	1	58.70	32.90	26.80	-1.00

#	Executed Elements	Info	Base Value	GOE	The Judges Panel (in random order)								Ref	Scores of Panel	
1	CoSp1		2.00	-0.21	0	-1	-1	-1	0	-1	0	-1	-1		1.79
2	CiSt2		5.00	-0.14	0	0	0	0	-1	0	0	-1	0		4.86
3	SILi4+RoLi4		8.00	0.11	0	0	0	0	-1	0	1	0	1		8.11
4	CuLi4		4.00	0.14	0	0	1	1	0	0	0	1	0		4.14
5	DiSt2		5.00	0.00	0	0	0	0	0	0	0	0	0		5.00
6	STw3		5.00	-0.29	-1	-1	-1	0	0	0	0	-2	-1		4.71
7	RoLi4		4.00	0.29	1	1	1	1	0	0	1	0	-1		4.29
8	Li+TRANS		0.00	0.00	-	-	-	-	-	-	-	-	-		0.00
			33.00												32.90

Program Components			Factor											
Skating Skills		1.25	4.75	4.75	4.50	4.75	5.00	4.50	4.50	3.75	4.00		4.54	
Linking Footwork / Movement		1.75	4.50	4.25	4.00	4.50	4.75	4.25	4.50	3.25	3.75		4.25	
Performance		1.00	4.75	4.50	4.25	4.75	4.00	4.50	4.75	4.00	3.50		4.39	
Choreography		1.00	4.75	5.00	4.50	5.00	4.75	4.50	5.00	4.00	5.00		4.79	
Interpretation / Timing		1.00	5.00	4.50	4.50	4.75	4.25	4.25	5.00	3.25	4.25		4.50	
Judges Total Program Component Score (factored)														26.80
Deductions:			Extended lifts: -1.00											-1.00

Rank	Name	Nation	Starting Number	Total Segment Score	Total Element Score	Total Program Component Score (factored)	Total Deductions
14	Katelyn GOOD / Nikolaj SORENSEN	DEN	3	57.04	31.57	26.47	-1.00

#	Executed Elements	Info	Base Value	GOE	The Judges Panel (in random order)								Ref	Scores of Panel	
1	StaLi4		4.00	0.50	2	1	1	1	1	1	1	1	1		4.50
2	SILi4		4.00	0.36	1	0	0	1	1	1	0	1	1		4.36
3	CiSt2		5.00	-0.43	-1	-1	0	0	-1	0	0	-1	0		4.57
4	RoLi4		4.00	0.57	2	1	1	1	1	1	1	0	2		4.57
5	STw		0.00	0.00	-	-	-	-	-	-	-	-	-		0.00
6	CoSp4		5.00	0.07	0	1	0	1	0	0	0	-1	0		5.07
7	DiSt2		5.00	-0.86	0	-1	-1	-1	-1	-1	-1	-1	0		4.14
8	CuLi4		4.00	0.36	1	0	0	1	0	1	1	1	1		4.36
9	Li+TRANS		0.00	0.00	-	-	-	-	-	-	-	-	-		0.00
			31.00												31.57

Program Components			Factor											
Skating Skills		1.25	5.50	3.50	4.50	4.75	3.75	4.50	5.00	4.50	4.75		4.54	
Linking Footwork / Movement		1.75	5.25	3.00	4.25	4.50	3.75	4.25	4.75	3.75	4.50		4.25	
Performance		1.00	5.75	4.00	4.25	4.75	4.00	4.50	4.50	4.00	4.25		4.32	
Choreography		1.00	5.75	3.75	4.50	4.75	4.00	4.50	4.75	4.75	4.75		4.57	
Interpretation / Timing		1.00	5.50	3.75	4.50	5.00	3.75	4.75	4.75	4.00	4.50		4.46	
Judges Total Program Component Score (factored)														26.47
Deductions:			Falls: -1.00											-1.00

Rank	Name	Nation	Starting Number	Total Segment Score	Total Element Score	Total Program Component Score (factored)	Total Deductions
15	Corenne BRUHNS / Benjamin WESTENBERGER	MEX	2	55.51	32.79	22.72	0.00

#	Executed Elements	Info	Base Value	GOE	The Judges Panel (in random order)								Ref	Scores of Panel	
1	STw4		6.00	-0.50	-1	-1	-1	-2	-1	-1	-1	-1	-1		5.50
2	CiSt2		5.00	-0.14	0	-1	0	0	-1	0	0	0	0		4.86
3	SILi4+CuLi4		8.00	0.00	0	0	0	0	0	0	0	0	0		8.00
4	CoSp2		3.00	-0.07	1	0	0	-1	0	0	0	0	-1		2.93
5	MiSt2		5.00	-0.86	-1	-1	-1	-1	-1	-1	-1	0	0		4.14
6	RoLi4		4.00	-0.14	1	-1	0	0	0	-1	-1	0	0		3.86
7	CuLi3		3.50	0.00	1	-1	1	-1	0	0	0	1	-1		3.50
			34.50												32.79

Program Components			Factor											
Skating Skills		1.25	4.50	3.50	3.75	4.25	3.25	3.75	3.50	3.75	4.25		3.82	
Linking Footwork / Movement		1.75	3.75	3.75	3.50	4.00	3.00	3.50	3.50	3.50	4.00		3.64	
Performance		1.00	4.50	3.25	3.75	4.00	3.75	3.50	3.75	3.75	4.25		3.82	
Choreography		1.00	4.25	4.00	4.00	4.25	3.50	3.75	3.75	3.75	4.25		3.96	
Interpretation / Timing		1.00	3.50	3.75	4.00	4.00	3.25	3.50	3.75	4.00	4.00		3.79	
Judges Total Program Component Score (factored)														22.72
Deductions:														0.00

ISU World Figure Skating Championships 2011

PRELIMINARY ROUND ICE DANCE FREE DANCE JUDGES DETAILS PER SKATER

Rank	Name	Nation	Starting Number	Total Segment Score	Total Element Score	Total Program Component Score (factored)	Total Deductions
16	Kristina TREMASOVA / Dimitar LICHEV	BUL	6	55.37	33.46	22.91	-1.00

#	Executed Elements	Info	Base Value	GOE	The Judges Panel (in random order)								Ref	Scores of Panel	
1	STw4		6.00	-0.21	0	0	-1	0	-1	0	-1	-1	0		5.79
2	CiSt1		3.50	-0.29	-1	0	-1	0	-1	0	-1	-1	0		3.21
3	Sp4		5.00	0.00	0	0	0	0	0	0	0	0	1		5.00
4	SILi4+RoLi4		8.00	0.46	1	1	0	0	1	1	0	0	1		8.46
5	CuLi4		4.00	0.00	0	0	0	0	1	0	0	-1	0		4.00
6	MiSt1		3.50	-0.36	-1	-1	-2	-1	0	0	0	-2	0		3.14
7	RoLi4		4.00	-0.14	0	0	-2	-1	-1	1	0	-1	1		3.86
			34.00											33.46	

Program Components		Factor											
Skating Skills		1.25	4.00	3.75	4.00	3.50	4.00	4.00	4.00	3.50	4.50		3.89
Linking Footwork / Movement		1.75	4.25	3.50	3.50	3.00	3.75	3.75	3.50	3.25	4.25		3.64
Performance		1.00	3.75	3.75	4.00	3.00	4.00	4.00	3.75	3.75	4.50		3.86
Choreography		1.00	4.00	3.75	4.25	3.50	4.00	4.00	3.75	3.75	4.75		3.93
Interpretation / Timing		1.00	4.00	4.00	4.00	3.00	4.00	4.25	3.50	3.50	4.50		3.89
Judges Total Program Component Score (factored)													22.91
Deductions:			Extended lifts:		-1.00								-1.00

Rank	Name	Nation	Starting Number	Total Segment Score	Total Element Score	Total Program Component Score (factored)	Total Deductions
17	Lesia VALADZENKAVA / Vitali VAKUNOV	BLR	5	54.43	31.13	23.30	0.00

#	Executed Elements	Info	Base Value	GOE	The Judges Panel (in random order)								Ref	Scores of Panel	
1	STw3		5.00	-0.43	-2	-1	-1	-1	-1	0	0	-2	0		4.57
2	Sp4		5.00	0.21	0	1	0	0	1	1	0	1	0		5.21
3	RoLi4		4.00	0.07	0	1	0	0	1	0	0	0	0		4.07
4	CiSt1		3.50	0.00	0	0	0	0	0	0	0	-1	0		3.50
5	SILi4		4.00	0.21	0	1	0	0	0	1	1	0	1		4.21
6	RoLi2		2.50	-0.21	-1	0	-1	-1	0	0	-1	0	0		2.29
7	DiSt1		3.50	-0.29	-1	0	0	-1	-1	0	-1	-1	0		3.21
8	CuLi4		4.00	0.07	0	0	-1	0	1	1	0	0	0		4.07
9	Li+TRANS		0.00	0.00	-	-	-	-	-	-	-	-	-		0.00
			31.50											31.13	

Program Components		Factor											
Skating Skills		1.25	4.25	4.25	4.00	3.75	4.00	4.25	3.75	3.25	4.25		4.04
Linking Footwork / Movement		1.75	3.75	4.00	3.75	3.25	3.00	4.00	3.50	3.00	4.25		3.61
Performance		1.00	4.25	4.25	4.00	3.50	3.50	4.25	4.00	3.50	4.50		3.96
Choreography		1.00	4.50	4.50	4.00	3.75	3.75	4.25	3.00	3.50	4.50		4.04
Interpretation / Timing		1.00	4.25	4.25	3.75	3.75	3.75	4.50	3.50	3.25	4.25		3.93
Judges Total Program Component Score (factored)													23.30
Deductions:													0.00

Printed: 26/04/2011 14:55:06



ISU WORLD FIGURE SKATING CHAMPIONSHIPS® 2011

April 25 – May 1, 2011 – Moscow / Russia



Уважаемые дамы и господа!

Чемпионат мира по фигурному катанию на коньках 2011 года в Москве войдет в историю фигурного катания как событие особой судьбы. Природные катаклизмы, обрушившиеся на Японию, страдания и жертвы японского народа стали и нашей общей болью. Федерация фигурного катания на коньках России и вся семья ИСУ протянули руку помощи нашим японским друзьям в этот трудный момент их судьбы. Организационный комитет Чемпионата мира в Москве и жители нашей столицы постарались окружить заботой и вниманием всех участников и официальных лиц Чемпионата. Может быть, мы упустили что-то в нашей подготовке, так как за три недели организовать турнир такого высокого уровня было очень непросто. Но не судите нас строго. Надеемся, что все гости нашего чемпионата увезут теплые воспоминания о днях, проведенных в Москве.

Впереди у нас новые турниры. Надеемся видеть лучших спортсменов мира вновь в нашей стране, в 2014 году на Олимпиаде в Сочи.

Ladies and Gentlemen!

The ISU World Figure Skating Championships 2011 in Moscow will enter the history as an event of special character. The natural disasters which hit Japan, the sorrows and victims of the Japanese people have become our common pain. The Figure Skating Federation of Russia and all ISU family have extended the hand of support to our Japanese friends at this difficult moment. The Organizing Committee of the World Championships in Moscow tried to provide help and support to all the participants and officials of the Championships. Maybe we missed something in the course of our preparation because it was really difficult to organize the event of this level within three weeks. We really did our best and please do not be very strict with us. We hope that all guests of our Championships will have warm memories about the days spent in Moscow.

We have new competitions to come in the future. We hope to see the best World athletes in our country at 2014 Olympic Games in Sochi!

Official ISU Sponsors



ASIENCE



CITIZEN® GUINOT



25th Anniversary 25th Anniversary 25th Anniversary
25. ジャパネットたかた

JINRO

木下工務店



MARY COHR

OLYMPUS

