



Protocol

of the

European Figure Skating Championships® 2011 including preliminary rounds

organized by the

Swiss Ice Skating

with the authorization of the

International Skating Union

held in

Bern, Switzerland

January 24th to 30th, 2011

The events of the competition took place at the

PostFinance Arena

an artificial indoor ice surface

Official ISU Sponsors



CITIZEN®

GUINOT

КОМПЛИВИТ

LUMENE
FINLAND

MacCoffee

MARY COHR



International Skating Union (ISU)

Council

| | | |
|--|---|---|
| President: | Ottavio Cinquanta | Italy |
| 1st Vice President Figure Skating: | David M. Dore | Canada |
| 2nd Vice President Speed Skating: | Jan Dijkema | Netherlands |
| Members Figure Skating: | Marie Lundmark Junko Hiramatsu Phyllis Howard Tjasa Andréa-Prosenc | Finland Japan U.S.A. Slovenia |
| Speed Skating: | György Martos German Panov Lan Li Roland E. Maillard | Hungary Russia China Switzerland |
| ISU Director General | Fredi Schmid | Switzerland |
| ISU Chair Sports Directorate | Peter Krick | Germany |
| ISU Figure Skating Sports Director | Krisztina Regöczy | Hungary |
| ISU Speed Skating Sports Director | Hugo Herrnhof | Italy |

Technical Committees

Single & Pair Skating

| | | |
|-------------------|---|-------------------------------|
| Chairperson: | Alexander Lakernik | Russia |
| Members: | Fabio Bianchetti Rita Zonnekeyn Susan Lynch | Italy Belgium Australia |
| Appointed Skater: | Patrick Meier | Switzerland |
| Appointed Coach: | David P. Kirby | U.S.A. |

Ice Dance

| | | |
|-------------------|--|----------------------------|
| Chairperson: | Halina Gordon-Poltorak | Poland |
| Members: | Robert Horen Gilles Vandenbroeck Alla Shekhovtsova | U.S.A. France Russia |
| Appointed Skater: | Sylwia Nowak-Trebacka | Poland |
| Appointed Coach: | John Dunn | Great Britain |

Synchronized Skating

| | | |
|-------------------|---|--------------------------|
| Chairperson: | Christopher Buchanan | Great Britain |
| Members: | Mika Saarelainen Karen Wolanchuk Philippe Maitrot | Finland USA France |
| Appointed Skater: | Helena Johansson | Finland |
| Appointed Coach: | Cathy Dalton | Canada |

Official ISU Sponsors



CITIZEN®

GUINOT





Time Schedule

| | | |
|--------------------------------|-------|--|
| Sunday, January 23, 2011 | 10:00 | Team Leaders Meeting I |
| | 15:00 | Referees and Technical Controllers Meeting |
| Monday, January 24, 2011 | 12:00 | ICE DANCE Preliminary - Free Dance |
| | 16:00 | MEN Preliminary - Free Skating |
| Tuesday, January 25, 2011 | 10:00 | LADIES Preliminary - Free Skating |
| | 20:00 | Team Leaders Meeting II |
| Wednesday, January 26, 2011 | 14:20 | ICE DANCE - Short Dance |
| | 18:30 | Opening on Ice |
| | 19:45 | PAIRS - Short Program |
| Thursday, January 27, 2011 | 14:00 | MEN - Short Program |
| | 19:20 | PAIRS - Free Skating |
| Friday, January 28, 2011 | 14:00 | LADIES - Short Program |
| | 19:00 | ICE DANCE - Free Dance |
| Saturday, January 29, 2011 | 13:00 | LADIES - Free Skating |
| | 18:15 | MEN - Free Skating |
| Sunday, January 30, 2011 | 14:30 | EXHIBITION |

Official ISU Sponsors



CITIZEN®

GUINOT

КОМПЛИВИТ

LUMENE
FINLAND

MacCoffee

MARY COHR



ISU Event Officials

| | |
|---|------------------------------|
| ISU Representative | Mr. David DORE |
| Chair ISU Sports Directorate | Mr. Peter KRICK |
| ISU Medical Advisor | Ms. Sanda DUBRAVCIC-SIMUNJAK |
| ISU Event Coordinator | Mr. Mario MEINEL |
| ISU Regional Event Coordinator Assistant | Ms. Christine KARADAR |
| | Ms. Julia DEGENHARDT |

MEN

| | |
|--------------------------------|----------------------|
| Referee | Mr. Matjaz KRUSEC |
| Technical Controller | Mr. Fabio BIANCHETTI |
| Technical Specialists | Mr. Makoto OKAZAKI |
| Assistant Technical Specialist | Ms. Olga BARANOVA |
| Data Operator | Mr. Roumen JORDANOV |
| Replay Operator | Mr. Ronny BANFI |

LADIES

| | |
|--------------------------------|-------------------------|
| Referee | Ms. Vanessa RILEY |
| Technical Controller | Ms. Diana BARBACCI-LEVY |
| Technical Specialists | Mr. Jayson PEACE |
| Assistant Technical Specialist | Ms. Vanessa GUSMEROLI |
| Data Operator | Mr. Ronny BANFI |
| Replay Operator | Mr. Roumen JORDANOV |

PAIRS

| | |
|--------------------------------|------------------------|
| Referee | Mr. Markus GERMANN |
| Technical Controller | Mr. Alexander LAKERNIK |
| Technical Specialists | Ms. Veronique FLEURY |
| Assistant Technical Specialist | Mr. Lorenzo MAGRI |
| Data Operator | Mr. Roumen JORDANOV |
| Replay Operator | Mr. Ronny BANFI |

ICE DANCE

| | |
|--------------------------------|-------------------------|
| Referee | Ms. Maria MILLER |
| Technical Controller | Mr. Gilles VANDENBROECK |
| Technical Specialists | Mr. Shae ZUKIWSKY |
| Assistant Technical Specialist | Mr. Thomas RAUER |
| Data Operator | Mr. Roumen JORDANOV |
| Replay Operator | Mr. Ronny BANFI |

Officials Assessment Commission

| | |
|-----------------------|-------------------------|
| Single & Pair Skating | Ms. Susan HEFFERNAN |
| | Ms. Katarina HENRIKSSON |
| Ice Dance | Ms. Hilary SELBY |
| | Ms. Katalin ALPERN |

Official ISU Sponsors





Participating ISU Members and Entries

| Member | | Men | Ladies | Pairs | Ice Dance | Total |
|------------------------|-----|-----------|-----------|-----------|-----------|------------|
| Austria | AUT | 1 | 1 | 1 | 1 | 6 |
| Belarus | BLR | 1 | 1 | 1 | 1 | 6 |
| Belgium | BEL | 2 | 1 | 0 | 0 | 3 |
| Bosnia and Herzegovina | BIH | 1 | 0 | 0 | 0 | 1 |
| Bulgaria | BUL | 1 | 1 | 0 | 1 | 4 |
| Croatia | CRO | 0 | 1 | 0 | 0 | 1 |
| Czech Republic | CZE | 2 | 1 | 1 | 1 | 7 |
| Denmark | DEN | 1 | 1 | 0 | 0 | 2 |
| Estonia | EST | 1 | 2 | 1 | 1 | 7 |
| Finland | FIN | 1 | 3 | 0 | 1 | 6 |
| France | FRA | 3 | 1 | 1 | 2 | 10 |
| Georgia | GEO | 0 | 1 | 0 | 1 | 3 |
| Germany | GER | 2 | 1 | 3 | 1 | 11 |
| Great Britain | GBR | 1 | 1 | 2 | 2 | 10 |
| Greece | GRE | 0 | 1 | 0 | 0 | 1 |
| Hungary | HUN | 1 | 2 | 0 | 2 | 7 |
| Ireland | IRL | 0 | 1 | 0 | 0 | 1 |
| Israel | ISR | 1 | 0 | 1 | 1 | 5 |
| Italy | ITA | 2 | 3 | 2 | 3 | 15 |
| Lithuania | LTU | 1 | 0 | 0 | 1 | 3 |
| Luxembourg | LUX | 0 | 1 | 0 | 0 | 1 |
| Monaco | MON | 1 | 0 | 0 | 0 | 1 |
| Netherlands | NED | 1 | 1 | 0 | 0 | 2 |
| Norway | NOR | 0 | 1 | 0 | 0 | 1 |
| Poland | POL | 1 | 0 | 0 | 0 | 1 |
| Romania | ROU | 1 | 1 | 0 | 0 | 2 |
| Russia | RUS | 2 | 2 | 3 | 3 | 16 |
| Serbia | SRB | 0 | 1 | 0 | 0 | 1 |
| Slovakia | SVK | 1 | 1 | 0 | 1 | 4 |
| Slovenia | SLO | 0 | 1 | 0 | 0 | 1 |
| Spain | ESP | 2 | 1 | 0 | 1 | 5 |
| Sweden | SWE | 2 | 1 | 0 | 0 | 3 |
| Switzerland | SUI | 3 | 2 | 0 | 1 | 7 |
| Turkey | TUR | 1 | 1 | 0 | 0 | 2 |
| Ukraine | UKR | 1 | 1 | 0 | 2 | 6 |
| Nations | | 38 | 38 | 16 | 27 | 162 |
| | | 27 | 30 | 10 | 19 | |

Official ISU Sponsors



CITIZEN®

GUINOT

КОМПЛИВИТ

LUMENE
FINLAND

MacCoffee

MARY COHR



Organizing Committee

| | |
|---------------------------------|--|
| OC President | Roland Wehinger |
| OC Vice President | Ralf Treuthardt |
| OC Board Members | Marcel Brühlhart Adrian Studer Paul Heim |
| COO | Marcel Etienne |
| Accommodation | Heinz Gabi |
| Accreditation | Andreas Sigurdsson |
| Anti-Doping Control | Erika Hüge |
| Authorizations | Marc Heeb |
| Bern Tourism | Marcel Graf |
| Chief Finance Officer | Charles Pfister |
| Chief Medical Officer | Martin Schär |
| Chief Press Officer | Urs Frieden |
| Competition Management | Margus Hernits Martin Knöpfli Marie Therese Kreiselmeyer Jürg Burkhardt Alexandra Kreiselmeyer Stefan Küng Roland E. Maillard Bettina Landolt Christian Steiger Thomas Wehinger Irène Wyss |
| Construction | Carlo Bommès |
| Head of Media Center | Benedikt Anderes |
| Legal Service | Jürg Wichtermann |
| Local Transportation | René Bösiger |
| Marketing & Sponsoring | Marcel Brühlhart |
| Offices | Alexandra Fries Martine Schichl-Adank |
| Protocol | Sandra M. Faller |
| Security and Traffic | Beat Hadorn Hugo Staub Peter Hirter Rudolf Rytz |
| Security PostFinance-Arena | Peter Bischoff |
| Transport (Arrival & Departure) | Hans-Jörg Rhyn |
| Volunteers | Jörg Gabi Ueli Sahli Urs Althaus Bruno Krebs Anita Zahnd |
| Webmaster | Michael Haussener |
| Welcome Desk Airport Zurich | Michael Schallhart |

Official ISU Sponsors





ISU European Figure Skating Championships 2011

PAIRS

| | | |
|--------------------------|----------------------------|-------------------------------|
| PostFinance Arena | 26 Jan 2011 27 Jan 2011 | Short Program Free Skating |
|--------------------------|----------------------------|-------------------------------|

| | | |
|------------------------|---|-----------|
| Size of Skating Area | : | 30m*60m |
| Ice Conditions | : | very good |
| Number of Entries | : | 16 |
| Number of Participants | : | 16 |

| | | |
|-----------------|---|--|
| Entry Withdrawn | : | |
|-----------------|---|--|

| | | |
|----------------------------------|-----------------------|-----------|
| Short Program | | |
| Duration | : | 2:50 Max. |
| Segment Factor | : | 1.00 |
| Program Component Factors | Skating Skills | 0.80 |
| | Transitions | 0.80 |
| | Performance/Execution | 0.80 |
| | Choreography | 0.80 |
| | Interpretation | 0.80 |

| | | |
|-----------------------------------|-----------------------|-----------------|
| Free Skating | | |
| Duration | : | 4:30 +- 10 Sec. |
| Segment Factor | : | 1.00 |
| Program Components Factors | Skating Skills | 1.60 |
| | Transitions | 1.60 |
| | Performance/Execution | 1.60 |
| | Choreography | 1.60 |
| | Interpretation | 1.60 |

Official ISU Sponsors





ISU European Figure Skating Championships 2011

PANEL OF JUDGES

PAIRS - SHORT PROGRAM

Officials

| | | |
|---------------------------------------|------------------------|-----|
| Technical Controller | Mr. Alexander LAKERNIK | ISU |
| Technical Specialist | Ms. Veronique FLEURY | ISU |
| Assistant Technical Specialist | Mr. Lorenzo MAGRI | ISU |

Judges

| | | |
|----------------|-------------------------|-----|
| Referee | Mr. Markus GERMANN | ISU |
| Judges | Ms. Katalin BALCZO | ISU |
| | Mr. Franco BENINI | ISU |
| | Mr. Slobodan DELIC | ISU |
| | Ms. Patricia HOUGHTON | ISU |
| | Mr. Alexander KOGAN | ISU |
| | Mr. Vladislav PETUKHOV | ISU |
| | Ms. Anna SIEROCKA | ISU |
| | Ms. Florence VUYLSTEKER | ISU |
| | Mr. Albert ZAYDMAN | ISU |

Data/Replay Operator

| | | |
|--|---------------------|-----|
| | Mr. Roumen JORDANOV | ISU |
| | Mr. Ronny BANFI | ISU |

printed at: 28/01/2011 10:58:15

Official ISU Sponsors





ISU European Figure Skating Championships 2011

PANEL OF JUDGES

PAIRS - FREE SKATING

Officials

| | | |
|---------------------------------------|------------------------|-----|
| Technical Controller | Mr. Alexander LAKERNIK | ISU |
| Technical Specialist | Ms. Veronique FLEURY | ISU |
| Assistant Technical Specialist | Mr. Lorenzo MAGRI | ISU |

Judges

| | | |
|----------------|-------------------------|-----|
| Referee | Mr. Markus GERMANN | ISU |
| Judges | Ms. Katalin BALCZO | ISU |
| | Mr. Slobodan DELIC | ISU |
| | Mr. Jan HOFFMANN | ISU |
| | Ms. Patricia HOUGHTON | ISU |
| | Mr. Nikolai IANEV | ISU |
| | Mr. Alexei SHIRSHOV | ISU |
| | Ms. Florence VUYLSTEKER | ISU |
| | Ms. Alice WALDER | ISU |
| | Mr. Albert ZAYDMAN | ISU |

Data/Replay Operator

| | | |
|--|---------------------|-----|
| | Mr. Roumen JORDANOV | ISU |
| | Mr. Ronny BANFI | ISU |

printed at: 28/01/2011 10:58:42

Official ISU Sponsors





PODIUM

Pairs



1st place

Aliona SAVCHENKO / Robin SZOLKOWY
GER

2nd place

Yuko KAVAGUTI / Alexander SMIRNOV
RUS

3rd place

Vera BAZAROVA / Yuri LARIONOV
RUS

Official ISU Sponsors





ISU European Figure Skating Championships 2011

RESULTS

PAIRS FINAL RESULT

| Pl. | Name | Nation | Total Score | SP | FS |
|-----------|---|--------|-------------|----|----|
| 1 | Aliona SAVCHENKO / Robin SZOLKOWY | GER | 206.20 | 1 | 2 |
| 2 | Yuko KAVAGUTI / Alexander SMIRNOV | RUS | 203.61 | 2 | 1 |
| 3 | Vera BAZAROVA / Yuri LARIONOV | RUS | 188.24 | 3 | 3 |
| 4 | Katarina GERBOLDT / Alexander ENBERT | RUS | 169.95 | 5 | 4 |
| 5 | Stefania BERTON / Ondrej HOTAREK | ITA | 164.83 | 4 | 5 |
| 6 | Maylin HAUSCH / Daniel WENDE | GER | 149.97 | 6 | 6 |
| 7 | Klara KADLECOVA / Petr BIDAR | CZE | 139.94 | 8 | 7 |
| 8 | Stacey KEMP / David KING | GBR | 128.04 | 7 | 9 |
| 9 | Adeline CANAC / Yannick BONHEUR | FRA | 125.34 | 9 | 8 |
| 10 | Lubov BAKIROVA / Mikalai KAMIANCHUK | BLR | 120.72 | 10 | 10 |
| 11 | Katharina GIEROK / Florian JUST | GER | 118.06 | 11 | 11 |
| 12 | Carolina GILLESPIE / Luca DEMATTE | ITA | 115.53 | 12 | 12 |
| 13 | Natalja ZABIJAKO / Sergei KULBACH | EST | 106.47 | 14 | 13 |
| 14 | Sally HOOLIN / Jakub SAFRANEK | GBR | 104.16 | 13 | 14 |
| 15 | Stina MARTINI / Severin KIEFER | AUT | 100.87 | 15 | 15 |
| Withdrawn | | | | | |
| | Danielle MONTALBANO / Evgeni KRASNOPOLSKI | ISR | | | |

Mr. Markus GERMANN ISU
Referee

Mr. Alexander LAKERNIK ISU
Technical Controller

Printed: 1/27/2011 10:18:52PM

Official ISU Sponsors





ISU European Figure Skating Championships 2011

RESULTS

PAIRS SHORT PROGRAM

| Pl. | Name | Nation | Total Segment Score |
|-----|--------------------------------------|--------|---------------------|
| 1 | Aliona SAVCHENKO / Robin SZOLKOWY | GER | 72.31 |
| 2 | Yuko KAVAGUTI / Alexander SMIRNOV | RUS | 69.49 |
| 3 | Vera BAZAROVA / Yuri LARIONOV | RUS | 62.89 |
| 4 | Stefania BERTON / Ondrej HOTAREK | ITA | 60.08 |
| 5 | Katarina GERBOLDT / Alexander ENBERT | RUS | 57.50 |
| 6 | Maylin HAUSCH / Daniel WENDE | GER | 53.86 |
| 7 | Stacey KEMP / David KING | GBR | 48.46 |
| 8 | Klara KADLECOVA / Petr BIDAR | CZE | 48.45 |
| 9 | Adeline CANAC / Yannick BONHEUR | FRA | 43.02 |
| 10 | Lubov BAKIROVA / Mikalai KAMIANCHUK | BLR | 41.51 |
| 11 | Katharina GIEROK / Florian JUST | GER | 40.70 |
| 12 | Carolina GILLESPIE / Luca DEMATTE | ITA | 40.11 |
| 13 | Sally HOOLIN / Jakub SAFRANEK | GBR | 36.41 |
| 14 | Natalja ZABIJAKO / Sergei KULBACH | EST | 35.01 |
| 15 | Stina MARTINI / Severin KIEFER | AUT | 34.74 |

Printed: 1/26/2011 10:19:49PM

Official ISU Sponsors



CITIZEN®

GUINOT



ISU European Figure Skating Championships 2011

PAIRS SHORT PROGRAM JUDGES DETAILS PER SKATER

| Rank | Name | Nation | Starting Number | Total Segment Score | Total Element Score | Total Program Component Score (factored) | Total Deductions |
|------|-----------------------------------|--------|-----------------|---------------------|---------------------|--|------------------|
| 1 | Aliona SAVCHENKO / Robin SZOLKOWY | GER | 15 | 72.31 | 37.92 | 34.39 | 0.00 |

| # | Executed Elements | Info | Base Value | GOE | The Judges Panel (in random order) | | | | | | | | Ref | Scores of Panel | |
|---|-------------------|------|--------------|------|------------------------------------|---|---|---|---|---|---|---|-----|-----------------|------|
| 1 | 3FTh | | 5.50 | 1.90 | 3 | 3 | 2 | 3 | 2 | 3 | 3 | 3 | 2 | | 7.40 |
| 2 | 3LzTw1 | | 5.00 | 0.90 | 1 | 1 | 1 | 2 | 1 | 1 | 1 | 2 | 2 | | 5.90 |
| 3 | 3T | | 4.10 | 1.00 | 2 | 2 | 1 | 2 | 0 | 1 | 1 | 2 | 1 | | 5.10 |
| 4 | 5ALi4 | | 6.50 | 1.50 | 3 | 2 | 1 | 2 | 2 | 2 | 3 | 2 | 2 | | 8.00 |
| 5 | BiDs2 | | 3.00 | 1.00 | 2 | 2 | 0 | 1 | 1 | 2 | 1 | 2 | 1 | | 4.00 |
| 6 | SIS2 | | 2.30 | 0.86 | 1 | 1 | 1 | 2 | 2 | 2 | 2 | 2 | 2 | | 3.16 |
| 7 | FCCoSp4 | | 3.50 | 0.86 | 2 | 2 | 1 | 2 | 1 | 2 | 2 | 2 | 1 | | 4.36 |
| | | | 29.90 | | | | | | | | | | | 37.92 | |

Program Components

| | Factor | | | | | | | | | | | | |
|--|--------|------|------|------|------|------|------|------|-------|------|------|--------------|------|
| Skating Skills | 0.80 | 8.00 | 8.25 | 8.50 | 9.00 | 8.75 | 8.50 | 9.00 | 9.00 | 9.00 | 8.75 | | 8.68 |
| Transition / Linking Footwork | 0.80 | 7.75 | 8.00 | 8.25 | 8.50 | 8.00 | 8.00 | 8.50 | 9.00 | 8.50 | | | 8.25 |
| Performance / Execution | 0.80 | 8.25 | 8.25 | 8.50 | 9.00 | 9.00 | 8.50 | 9.00 | 10.00 | 8.75 | | | 8.71 |
| Choreography / Composition | 0.80 | 8.00 | 8.25 | 8.50 | 9.00 | 8.50 | 8.50 | 9.00 | 9.50 | 8.75 | | | 8.64 |
| Interpretation | 0.80 | 8.25 | 8.50 | 8.50 | 8.75 | 8.75 | 8.50 | 9.25 | 9.75 | 8.75 | | | 8.71 |
| Judges Total Program Component Score (factored) | | | | | | | | | | | | 34.39 | |

Deductions:

0.00

| Rank | Name | Nation | Starting Number | Total Segment Score | Total Element Score | Total Program Component Score (factored) | Total Deductions |
|------|-----------------------------------|--------|-----------------|---------------------|---------------------|--|------------------|
| 2 | Yuko KAVAGUTI / Alexander SMIRNOV | RUS | 13 | 69.49 | 37.57 | 31.92 | 0.00 |

| # | Executed Elements | Info | Base Value | GOE | The Judges Panel (in random order) | | | | | | | | Ref | Scores of Panel | |
|---|-------------------|------|--------------|------|------------------------------------|---|---|---|---|---|----|----|-----|-----------------|------|
| 1 | 3T | | 4.10 | 1.00 | 2 | 0 | 2 | 2 | 1 | 1 | 1 | 2 | 1 | | 5.10 |
| 2 | 3LoTh | | 5.00 | 1.30 | 2 | 1 | 2 | 1 | 2 | 2 | 2 | 2 | 2 | | 6.30 |
| 3 | 3LzTw2 | | 5.40 | 0.40 | 1 | 0 | 1 | 2 | 2 | 0 | -1 | -1 | 1 | | 5.80 |
| 4 | BiDs2 | | 3.00 | 0.70 | 2 | 0 | 1 | 1 | 1 | 1 | 1 | 2 | 0 | | 3.70 |
| 5 | FCCoSp4 | | 3.50 | 0.43 | 1 | 0 | 1 | 1 | 0 | 1 | 1 | 1 | 1 | | 3.93 |
| 6 | SIS4 | | 3.90 | 1.14 | 2 | 1 | 2 | 1 | 1 | 1 | 1 | 1 | 1 | | 5.04 |
| 7 | 5ALi4 | | 6.50 | 1.20 | 2 | 1 | 2 | 3 | 2 | 1 | 3 | 1 | 1 | | 7.70 |
| | | | 31.40 | | | | | | | | | | | 37.57 | |

Program Components

| | Factor | | | | | | | | | | | | | |
|--|--------|------|------|------|------|------|------|------|------|------|------|--------------|------|------|
| Skating Skills | 0.80 | 8.25 | 8.00 | 8.25 | 8.50 | 8.00 | 7.50 | 8.25 | 7.75 | 8.25 | 7.75 | 8.25 | | 8.11 |
| Transition / Linking Footwork | 0.80 | 8.00 | 7.25 | 8.00 | 8.25 | 8.00 | 7.50 | 7.25 | 7.75 | 7.25 | 8.00 | | 7.68 | |
| Performance / Execution | 0.80 | 8.75 | 8.00 | 8.25 | 8.50 | 7.75 | 7.50 | 8.00 | 7.50 | 8.25 | | | 8.04 | |
| Choreography / Composition | 0.80 | 8.00 | 7.75 | 8.50 | 8.50 | 8.00 | 7.50 | 8.50 | 7.50 | 8.00 | | | 8.04 | |
| Interpretation | 0.80 | 8.25 | 7.75 | 8.50 | 8.50 | 7.75 | 7.75 | 8.25 | 7.25 | 8.00 | | | 8.04 | |
| Judges Total Program Component Score (factored) | | | | | | | | | | | | 31.92 | | |

Deductions:

0.00

| Rank | Name | Nation | Starting Number | Total Segment Score | Total Element Score | Total Program Component Score (factored) | Total Deductions |
|------|-------------------------------|--------|-----------------|---------------------|---------------------|--|------------------|
| 3 | Vera BAZAROVA / Yuri LARIONOV | RUS | 11 | 62.89 | 34.21 | 28.68 | 0.00 |

| # | Executed Elements | Info | Base Value | GOE | The Judges Panel (in random order) | | | | | | | | Ref | Scores of Panel | |
|---|-------------------|------|--------------|-------|------------------------------------|----|----|----|----|----|----|----|-----|-----------------|------|
| 1 | 3T | | 4.10 | 0.00 | 1 | 0 | -1 | 0 | 1 | 0 | -1 | 0 | 0 | | 4.10 |
| 2 | 3LzTw3 | | 5.80 | 1.30 | 2 | 1 | 2 | 2 | 3 | 1 | 2 | 2 | 2 | | 7.10 |
| 3 | 3FTh | | 5.50 | -1.20 | -2 | -2 | -2 | -1 | -1 | -2 | -2 | -1 | -2 | | 4.30 |
| 4 | BiDs3 | | 3.20 | 1.20 | 2 | 1 | 2 | 2 | 2 | 1 | 2 | 2 | 1 | | 4.40 |
| 5 | FCCoSp3 | | 3.00 | 0.64 | 2 | 1 | 0 | 1 | 2 | 0 | 2 | 2 | 1 | | 3.64 |
| 6 | 5ALi4 | | 6.50 | 1.30 | 2 | 1 | 2 | 2 | 2 | 2 | 2 | 2 | 1 | | 7.80 |
| 7 | SIS2 | | 2.30 | 0.57 | 1 | 1 | 2 | 1 | 1 | 1 | 2 | 1 | 1 | | 2.87 |
| | | | 30.40 | | | | | | | | | | | 34.21 | |

Program Components

| | Factor | | | | | | | | | | | | |
|--|--------|------|------|------|------|------|------|------|------|------|--|--------------|------|
| Skating Skills | 0.80 | 7.25 | 7.00 | 7.25 | 7.25 | 7.50 | 6.50 | 8.25 | 7.00 | 7.00 | | | 7.18 |
| Transition / Linking Footwork | 0.80 | 7.25 | 6.75 | 7.00 | 7.00 | 7.25 | 5.75 | 8.00 | 7.00 | 6.75 | | | 7.00 |
| Performance / Execution | 0.80 | 7.50 | 7.00 | 7.25 | 7.25 | 7.25 | 6.25 | 8.50 | 7.50 | 7.00 | | | 7.25 |
| Choreography / Composition | 0.80 | 7.25 | 6.75 | 7.50 | 7.50 | 7.25 | 6.00 | 8.50 | 7.50 | 7.00 | | | 7.25 |
| Interpretation | 0.80 | 7.50 | 7.00 | 7.00 | 7.50 | 7.25 | 6.00 | 8.25 | 7.25 | 6.75 | | | 7.18 |
| Judges Total Program Component Score (factored) | | | | | | | | | | | | 28.68 | |

Deductions:

0.00

ISU European Figure Skating Championships 2011

PAIRS SHORT PROGRAM JUDGES DETAILS PER SKATER

| Rank | Name | Nation | Starting Number | Total Segment Score | Total Element Score | Total Program Component Score (factored) | Total Deductions |
|------|----------------------------------|--------|-----------------|---------------------|---------------------|--|------------------|
| 4 | Stefania BERTON / Ondrej HOTAREK | ITA | 14 | 60.08 | 33.97 | 26.11 | 0.00 |

| # | Executed Elements | Info | Base Value | GOE | The Judges Panel (in random order) | | | | | | | | Ref | Scores of Panel | |
|---|-------------------|------|--------------|------|------------------------------------|---|---|---|---|---|---|---|-----|-----------------|------|
| 1 | 3T | | 4.10 | 0.60 | 0 | 1 | 1 | 1 | 1 | 0 | 2 | 1 | 1 | | 4.70 |
| 2 | 2LzTw2 | | 3.20 | 0.26 | 0 | 1 | 1 | 1 | 1 | 1 | 1 | 0 | 1 | | 3.46 |
| 3 | 5ALi4 | | 6.50 | 0.70 | 1 | 1 | 1 | 1 | 1 | 1 | 2 | 1 | 1 | | 7.20 |
| 4 | FCCoSp4 | | 3.50 | 0.71 | 0 | 2 | 2 | 1 | 1 | 1 | 2 | 1 | 2 | | 4.21 |
| 5 | BiDs3 | | 3.20 | 0.50 | 0 | 0 | 1 | 0 | 1 | 1 | 1 | 1 | 1 | | 3.70 |
| 6 | SiSt4 | | 3.90 | 1.00 | 0 | 1 | 1 | 1 | 2 | 0 | 1 | 1 | 2 | | 4.90 |
| 7 | 3LoTh | | 5.00 | 0.80 | 1 | 1 | 1 | 1 | 1 | 1 | 2 | 2 | 1 | | 5.80 |
| | | | 29.40 | | | | | | | | | | | 33.97 | |

Program Components

| | Factor | | | | | | | | | | | | |
|--|--------|------|------|------|------|------|------|------|------|------|------|------|--------------|
| Skating Skills | 0.80 | 6.50 | 6.25 | 6.25 | 6.25 | 7.50 | 6.75 | 6.75 | 6.25 | 7.25 | 6.57 | 6.57 | |
| Transition / Linking Footwork | 0.80 | 6.00 | 6.00 | 5.75 | 5.50 | 6.75 | 6.25 | 6.50 | 6.00 | 7.00 | 6.18 | | |
| Performance / Execution | 0.80 | 6.50 | 6.50 | 6.50 | 6.25 | 7.25 | 6.50 | 7.25 | 6.50 | 7.50 | 6.71 | | |
| Choreography / Composition | 0.80 | 6.25 | 6.50 | 6.00 | 6.00 | 7.25 | 6.25 | 6.75 | 6.50 | 7.25 | 6.50 | | |
| Interpretation | 0.80 | 6.75 | 6.75 | 6.50 | 6.00 | 7.00 | 6.50 | 7.00 | 6.25 | 7.50 | 6.68 | | |
| Judges Total Program Component Score (factored) | | | | | | | | | | | | | 26.11 |

Deductions:

0.00

| Rank | Name | Nation | Starting Number | Total Segment Score | Total Element Score | Total Program Component Score (factored) | Total Deductions |
|------|--------------------------------------|--------|-----------------|---------------------|---------------------|--|------------------|
| 5 | Katarina GERBOLDT / Alexander ENBERT | RUS | 10 | 57.50 | 31.56 | 25.94 | 0.00 |

| # | Executed Elements | Info | Base Value | GOE | The Judges Panel (in random order) | | | | | | | | Ref | Scores of Panel | |
|---|-------------------|------|--------------|-------|------------------------------------|----|----|----|----|----|----|----|-----|-----------------|------|
| 1 | 3S | | 4.20 | -0.30 | -1 | 0 | 0 | 0 | -1 | 0 | -1 | 0 | -1 | | 3.90 |
| 2 | 3LzTw1 | | 5.00 | -0.90 | -1 | -1 | -1 | -1 | -2 | -1 | -2 | -1 | -2 | | 4.10 |
| 3 | 3FTh | | 5.50 | 1.10 | 1 | 2 | 2 | 1 | 2 | 1 | 1 | 2 | 2 | | 6.60 |
| 4 | BiDs2 | | 3.00 | 0.40 | 1 | 2 | 1 | 0 | 1 | -1 | 0 | 1 | 0 | | 3.40 |
| 5 | FCCoSp4 | | 3.50 | 0.03 | 1 | 1 | -1 | 0 | 0 | 0 | 0 | 0 | -1 | | 3.53 |
| 6 | 5ALi4 | | 6.50 | 0.80 | 1 | 1 | 2 | 1 | 1 | 1 | 1 | 2 | 1 | | 7.30 |
| 7 | SiSt2 | | 2.30 | 0.43 | 1 | 1 | 1 | 0 | 1 | 1 | 0 | 1 | 1 | | 2.73 |
| | | | 30.00 | | | | | | | | | | | 31.56 | |

Program Components

| | Factor | | | | | | | | | | | | |
|--|--------|------|------|------|------|------|------|------|------|------|------|--|--------------|
| Skating Skills | 0.80 | 6.50 | 6.75 | 6.25 | 6.75 | 6.75 | 6.50 | 6.00 | 7.25 | 6.25 | 6.54 | | |
| Transition / Linking Footwork | 0.80 | 6.25 | 6.50 | 6.00 | 6.25 | 6.50 | 6.00 | 5.25 | 7.00 | 5.75 | 6.18 | | |
| Performance / Execution | 0.80 | 6.50 | 7.00 | 6.00 | 6.50 | 6.75 | 6.50 | 6.00 | 7.50 | 6.00 | 6.46 | | |
| Choreography / Composition | 0.80 | 6.50 | 6.75 | 6.75 | 6.50 | 6.75 | 6.75 | 5.50 | 7.50 | 6.50 | 6.64 | | |
| Interpretation | 0.80 | 6.75 | 6.75 | 6.25 | 6.75 | 6.75 | 6.75 | 5.75 | 7.25 | 6.25 | 6.61 | | |
| Judges Total Program Component Score (factored) | | | | | | | | | | | | | 25.94 |

Deductions:

0.00

| Rank | Name | Nation | Starting Number | Total Segment Score | Total Element Score | Total Program Component Score (factored) | Total Deductions |
|------|------------------------------|--------|-----------------|---------------------|---------------------|--|------------------|
| 6 | Maylin HAUSCH / Daniel WENDE | GER | 9 | 53.86 | 31.46 | 23.40 | -1.00 |

| # | Executed Elements | Info | Base Value | GOE | The Judges Panel (in random order) | | | | | | | | Ref | Scores of Panel | |
|---|-------------------|------|--------------|-------|------------------------------------|----|----|----|----|----|----|----|-----|-----------------|------|
| 1 | 3T | | 4.10 | 0.60 | 1 | 0 | 1 | 1 | 0 | 1 | 1 | 1 | 1 | | 4.70 |
| 2 | 2LzTw3 | | 3.50 | 0.26 | 1 | 1 | 1 | 1 | 0 | 2 | 0 | 1 | 1 | | 3.76 |
| 3 | 3FTh | | 5.50 | -2.10 | -2 | -3 | -3 | -3 | -3 | -3 | -3 | -3 | -3 | | 3.40 |
| 4 | SiSt4 | | 3.90 | 0.71 | 1 | 0 | 0 | 1 | 1 | 1 | 1 | 0 | 1 | | 4.61 |
| 5 | BiDs2 | | 3.00 | 0.80 | 2 | 1 | 1 | 1 | 0 | 1 | 2 | 1 | 1 | | 3.80 |
| 6 | 5ALi4 | | 6.50 | 0.90 | 2 | 2 | 1 | 1 | 1 | 2 | 1 | 1 | 1 | | 7.40 |
| 7 | FCCoSp4 | | 3.50 | 0.29 | 1 | 1 | 1 | 1 | 0 | 0 | 1 | 0 | -1 | | 3.79 |
| | | | 30.00 | | | | | | | | | | | 31.46 | |

Program Components

| | Factor | | | | | | | | | | | | |
|--|--------|------|------|------|------|------|------|------|------|------|------|--|--------------|
| Skating Skills | 0.80 | 6.75 | 6.00 | 5.00 | 6.00 | 5.75 | 7.00 | 5.50 | 6.00 | 5.75 | 5.96 | | |
| Transition / Linking Footwork | 0.80 | 6.00 | 5.75 | 4.75 | 6.00 | 4.75 | 6.50 | 5.25 | 5.50 | 5.25 | 5.50 | | |
| Performance / Execution | 0.80 | 6.50 | 6.25 | 5.25 | 6.25 | 5.25 | 7.00 | 5.25 | 5.75 | 5.50 | 5.82 | | |
| Choreography / Composition | 0.80 | 6.75 | 6.00 | 5.25 | 6.50 | 5.25 | 7.00 | 5.50 | 6.00 | 5.75 | 5.96 | | |
| Interpretation | 0.80 | 6.50 | 6.25 | 5.00 | 6.75 | 5.50 | 6.75 | 5.50 | 6.00 | 5.50 | 6.00 | | |
| Judges Total Program Component Score (factored) | | | | | | | | | | | | | 23.40 |

Deductions:

Falls: -1.00

-1.00

ISU European Figure Skating Championships 2011

PAIRS SHORT PROGRAM JUDGES DETAILS PER SKATER

| Rank | Name | Nation | Starting Number | Total Segment Score | Total Element Score | Total Program Component Score (factored) | Total Deductions |
|------|--------------------------|--------|-----------------|---------------------|---------------------|--|------------------|
| 7 | Stacey KEMP / David KING | GBR | 12 | 48.46 | 27.61 | 20.85 | 0.00 |

| # | Executed Elements | Info | Base Value | GOE | The Judges Panel (in random order) | | | | | | | | Ref | Scores of Panel |
|---|-------------------|------|--------------|-------|------------------------------------|----|----|----|----|----|----|----|-----|-----------------|
| 1 | 3LzTw1 | | 5.00 | -1.30 | -2 | -2 | -2 | -2 | -2 | -1 | -1 | -2 | | 3.70 |
| 2 | 2F | | 1.80 | 0.00 | 0 | 0 | 0 | 0 | 0 | -1 | 0 | 0 | | 1.80 |
| 3 | 3LoTh | | 5.00 | 0.60 | 0 | 1 | 0 | 1 | 1 | 1 | 1 | 1 | | 5.60 |
| 4 | BiDs2 | | 3.00 | 0.40 | 0 | 0 | -1 | 1 | 1 | 1 | 1 | 0 | | 3.40 |
| 5 | SiSt2 | | 2.30 | 0.00 | 0 | 0 | 0 | 0 | 0 | 0 | 0 | 0 | | 2.30 |
| 6 | FCCoSp4 | | 3.50 | 0.21 | 0 | 0 | 0 | 1 | 0 | 1 | 1 | 0 | | 3.71 |
| 7 | 5ALi4 | | 6.50 | 0.60 | 1 | 1 | 0 | 1 | 0 | 1 | 1 | 1 | | 7.10 |
| | | | 27.10 | | | | | | | | | | | 27.61 |

Program Components

| | Factor | | | | | | | | | | | |
|--|--------|------|------|------|------|------|------|------|------|------|--|--------------|
| Skating Skills | 0.80 | 4.75 | 6.00 | 5.25 | 5.50 | 5.50 | 4.75 | 5.25 | 4.75 | 6.25 | | 5.29 |
| Transition / Linking Footwork | 0.80 | 4.25 | 5.75 | 5.00 | 5.25 | 5.25 | 4.75 | 5.25 | 4.50 | 5.50 | | 5.07 |
| Performance / Execution | 0.80 | 4.50 | 5.75 | 5.00 | 5.00 | 5.25 | 5.00 | 5.75 | 4.50 | 6.25 | | 5.18 |
| Choreography / Composition | 0.80 | 4.50 | 6.00 | 5.00 | 5.75 | 5.75 | 5.00 | 5.50 | 4.75 | 6.25 | | 5.39 |
| Interpretation | 0.80 | 4.50 | 5.75 | 5.00 | 5.25 | 5.25 | 4.75 | 5.50 | 4.50 | 6.00 | | 5.14 |
| Judges Total Program Component Score (factored) | | | | | | | | | | | | 20.85 |

Deductions:

0.00

| Rank | Name | Nation | Starting Number | Total Segment Score | Total Element Score | Total Program Component Score (factored) | Total Deductions |
|------|------------------------------|--------|-----------------|---------------------|---------------------|--|------------------|
| 8 | Klara KADLECOVA / Petr BIDAR | CZE | 16 | 48.45 | 26.05 | 22.40 | 0.00 |

| # | Executed Elements | Info | Base Value | GOE | The Judges Panel (in random order) | | | | | | | | Ref | Scores of Panel |
|---|-------------------|------|--------------|-------|------------------------------------|----|----|---|----|----|----|----|-----|-----------------|
| 1 | 2LzTw2 | | 3.20 | 0.30 | 1 | 1 | 1 | 1 | 1 | 0 | 1 | 1 | 1 | 3.50 |
| 2 | 3STh | | 4.50 | 0.40 | 1 | 0 | 0 | 1 | 1 | 0 | 0 | 1 | 1 | 4.90 |
| 3 | 2Lo | | 1.80 | 0.09 | 1 | 0 | 0 | 0 | 0 | 0 | 0 | 1 | 1 | 1.89 |
| 4 | 5ALi3 | | 6.00 | 0.70 | 1 | 1 | 1 | 1 | 1 | 1 | 1 | 1 | 1 | 6.70 |
| 5 | BiDs1 | | 2.80 | 0.40 | 1 | 1 | 0 | 1 | 0 | 0 | 0 | 1 | 1 | 3.20 |
| 6 | FCCoSp4 | | 3.50 | -0.30 | -1 | -1 | -1 | 0 | -1 | -1 | -1 | -1 | -1 | 3.20 |
| 7 | SiSt2 | | 2.30 | 0.36 | 1 | 1 | 0 | 1 | 1 | 0 | 0 | 1 | 2 | 2.66 |
| | | | 24.10 | | | | | | | | | | | 26.05 |

Program Components

| | Factor | | | | | | | | | | | |
|--|--------|------|------|------|------|------|------|------|------|------|--|--------------|
| Skating Skills | 0.80 | 5.50 | 4.75 | 6.00 | 5.25 | 5.00 | 5.50 | 6.00 | 6.75 | 7.00 | | 5.71 |
| Transition / Linking Footwork | 0.80 | 5.00 | 4.75 | 5.75 | 5.00 | 4.75 | 5.00 | 5.75 | 6.50 | 6.00 | | 5.32 |
| Performance / Execution | 0.80 | 5.75 | 5.25 | 6.00 | 5.00 | 4.75 | 5.25 | 6.00 | 6.75 | 6.75 | | 5.71 |
| Choreography / Composition | 0.80 | 5.75 | 5.00 | 5.50 | 5.25 | 5.00 | 5.50 | 6.00 | 6.75 | 6.50 | | 5.64 |
| Interpretation | 0.80 | 5.50 | 5.25 | 5.75 | 5.25 | 5.00 | 5.00 | 6.00 | 6.50 | 6.75 | | 5.61 |
| Judges Total Program Component Score (factored) | | | | | | | | | | | | 22.40 |

Deductions:

0.00

| Rank | Name | Nation | Starting Number | Total Segment Score | Total Element Score | Total Program Component Score (factored) | Total Deductions |
|------|---------------------------------|--------|-----------------|---------------------|---------------------|--|------------------|
| 9 | Adeline CANAC / Yannick BONHEUR | FRA | 8 | 43.02 | 23.11 | 19.91 | 0.00 |

| # | Executed Elements | Info | Base Value | GOE | The Judges Panel (in random order) | | | | | | | | Ref | Scores of Panel |
|---|-------------------|------|--------------|-------|------------------------------------|----|----|----|----|----|----|----|-----|-----------------|
| 1 | 3S< | < | 2.90 | -1.40 | -2 | -3 | -2 | -2 | -2 | -2 | -2 | -2 | -2 | 1.50 |
| 2 | 2LzTw3 | | 3.50 | 0.21 | 1 | 0 | 0 | 1 | 0 | 1 | 1 | 2 | 1 | 3.71 |
| 3 | 3LoTh | | 5.00 | -1.20 | -2 | -2 | -2 | -2 | -2 | -1 | -1 | -1 | -2 | 3.80 |
| 4 | BiDs1 | | 2.80 | 0.50 | 1 | 0 | 0 | 0 | 1 | 1 | 2 | 1 | 1 | 3.30 |
| 5 | FCCoSp3 | | 3.00 | -0.21 | -1 | -1 | 0 | 0 | -1 | -1 | 0 | -1 | -1 | 2.79 |
| 6 | SiSt2 | | 2.30 | 0.21 | 0 | 1 | 1 | 0 | 0 | 1 | 1 | 0 | 0 | 2.51 |
| 7 | 5ALi2 | | 5.50 | 0.00 | 0 | 0 | 0 | 0 | 0 | 0 | 0 | 0 | 0 | 5.50 |
| | | | 25.00 | | | | | | | | | | | 23.11 |

Program Components

| | Factor | | | | | | | | | | | |
|--|--------|------|------|------|------|------|------|------|------|------|--|--------------|
| Skating Skills | 0.80 | 5.50 | 4.50 | 5.00 | 4.75 | 5.00 | 5.25 | 5.00 | 6.00 | 5.25 | | 5.11 |
| Transition / Linking Footwork | 0.80 | 5.00 | 4.25 | 4.50 | 4.50 | 4.75 | 4.75 | 4.75 | 5.50 | 4.75 | | 4.71 |
| Performance / Execution | 0.80 | 5.00 | 4.50 | 4.75 | 4.25 | 4.75 | 5.25 | 5.00 | 6.00 | 5.25 | | 4.93 |
| Choreography / Composition | 0.80 | 5.25 | 4.50 | 4.75 | 4.50 | 5.00 | 5.25 | 4.75 | 6.25 | 5.50 | | 5.00 |
| Interpretation | 0.80 | 5.25 | 4.75 | 5.00 | 4.50 | 5.00 | 5.50 | 5.00 | 6.00 | 5.50 | | 5.14 |
| Judges Total Program Component Score (factored) | | | | | | | | | | | | 19.91 |

Deductions:

0.00

< Under-rotated jump

ISU European Figure Skating Championships 2011

PAIRS SHORT PROGRAM JUDGES DETAILS PER SKATER

| Rank | Name | Nation | Starting Number | Total Segment Score | Total Element Score | Total Program Component Score (factored) | Total Deductions |
|------|-------------------------------------|--------|-----------------|---------------------|---------------------|--|------------------|
| 10 | Lubov BAKIROVA / Mikalai KAMIANCHUK | BLR | 1 | 41.51 | 24.03 | 17.48 | 0.00 |

| # | Executed Elements | Info | Base Value | GOE | The Judges Panel (in random order) | | | | | | | | Ref | Scores of Panel | |
|---|-------------------|------|--------------|-------|------------------------------------|---|----|----|----|----|----|----|-----|-----------------|------|
| 1 | 2LzTw1 | | 3.00 | 0.09 | 0 | 1 | 0 | 0 | 0 | 1 | 0 | 1 | 0 | | 3.09 |
| 2 | 2A | | 3.30 | 0.00 | 0 | 1 | -1 | 0 | -1 | 0 | 1 | 0 | 0 | | 3.30 |
| 3 | 3STh | | 4.50 | -0.20 | -1 | 1 | 0 | -1 | 0 | -1 | 0 | 0 | 0 | | 4.30 |
| 4 | 5SLi2 | | 5.00 | 0.00 | 1 | 0 | 0 | 0 | 0 | 0 | 0 | -1 | 0 | | 5.00 |
| 5 | FCCoSp3 | | 3.00 | -0.06 | -1 | 0 | -1 | 1 | 0 | -1 | 1 | 0 | -1 | | 2.94 |
| 6 | SIS2 | | 2.30 | 0.00 | 0 | 0 | 1 | 0 | 0 | -1 | 0 | 0 | 0 | | 2.30 |
| 7 | BiDs1 | | 2.80 | 0.30 | 1 | 1 | 0 | 0 | 1 | 0 | -1 | 0 | 1 | | 3.10 |
| | | | 23.90 | | | | | | | | | | | 24.03 | |

Program Components

| | Factor | | | | | | | | | | | |
|--|--------|------|------|------|------|------|------|------|------|------|--|--------------|
| Skating Skills | 0.80 | 4.25 | 4.50 | 4.50 | 4.75 | 4.75 | 3.75 | 4.50 | 5.00 | 4.50 | | 4.54 |
| Transition / Linking Footwork | 0.80 | 3.75 | 4.00 | 4.00 | 4.25 | 4.25 | 4.00 | 4.25 | 4.50 | 4.00 | | 4.11 |
| Performance / Execution | 0.80 | 4.25 | 4.50 | 4.25 | 4.50 | 4.50 | 4.50 | 4.50 | 5.00 | 4.25 | | 4.43 |
| Choreography / Composition | 0.80 | 4.25 | 4.25 | 4.25 | 4.50 | 4.50 | 4.00 | 4.50 | 4.75 | 4.50 | | 4.39 |
| Interpretation | 0.80 | 4.50 | 4.00 | 4.50 | 4.75 | 4.50 | 4.00 | 4.25 | 4.75 | 4.25 | | 4.39 |
| Judges Total Program Component Score (factored) | | | | | | | | | | | | 17.48 |

Deductions:

0.00

| Rank | Name | Nation | Starting Number | Total Segment Score | Total Element Score | Total Program Component Score (factored) | Total Deductions |
|------|---------------------------------|--------|-----------------|---------------------|---------------------|--|------------------|
| 11 | Katharina GIEROK / Florian JUST | GER | 6 | 40.70 | 23.50 | 18.20 | -1.00 |

| # | Executed Elements | Info | Base Value | GOE | The Judges Panel (in random order) | | | | | | | | Ref | Scores of Panel | |
|---|-------------------|------|--------------|-------|------------------------------------|----|----|----|----|----|----|----|-----|-----------------|------|
| 1 | 2LzTw1 | | 3.00 | -0.13 | -1 | -2 | 0 | 0 | 0 | 0 | -2 | 0 | 0 | | 2.87 |
| 2 | 3T | | 4.10 | 0.20 | 1 | 0 | 0 | 0 | 0 | 0 | 0 | 1 | 1 | | 4.30 |
| 3 | 3STh | | 4.50 | -2.10 | -3 | -3 | -3 | -3 | -3 | -2 | -3 | -3 | -3 | | 2.40 |
| 4 | BiDs1 | | 2.80 | -0.10 | 0 | 0 | 0 | 1 | 0 | -1 | -1 | 0 | 0 | | 2.70 |
| 5 | 5ALi2 | | 5.50 | 0.00 | 0 | 0 | 1 | 0 | 0 | 0 | 0 | 0 | 0 | | 5.50 |
| 6 | FCCoSp4 | | 3.50 | -0.21 | 0 | -1 | -1 | 0 | 0 | -1 | -1 | -1 | -1 | | 3.29 |
| 7 | SIS2 | | 2.30 | 0.14 | 1 | 1 | 1 | 0 | 0 | 0 | 0 | 0 | 0 | | 2.44 |
| | | | 25.70 | | | | | | | | | | | 23.50 | |

Program Components

| | Factor | | | | | | | | | | | |
|--|--------|------|------|------|------|------|------|------|------|------|------|--------------|
| Skating Skills | 0.80 | 5.00 | 4.75 | 5.25 | 4.50 | 4.50 | 5.50 | 4.50 | 4.50 | 4.50 | 4.75 | 4.75 |
| Transition / Linking Footwork | 0.80 | 4.75 | 4.00 | 4.75 | 4.00 | 4.25 | 4.75 | 4.00 | 4.00 | 4.00 | 4.00 | 4.25 |
| Performance / Execution | 0.80 | 4.75 | 4.25 | 5.00 | 4.25 | 4.75 | 5.00 | 4.00 | 4.00 | 4.75 | 4.75 | 4.54 |
| Choreography / Composition | 0.80 | 5.00 | 4.25 | 5.00 | 4.25 | 4.50 | 5.25 | 4.25 | 4.75 | 4.75 | 4.64 | |
| Interpretation | 0.80 | 4.75 | 4.50 | 5.25 | 4.00 | 4.50 | 5.25 | 4.25 | 4.25 | 4.50 | 4.57 | |
| Judges Total Program Component Score (factored) | | | | | | | | | | | | 18.20 |

Deductions:

Falls: -1.00

-1.00

| Rank | Name | Nation | Starting Number | Total Segment Score | Total Element Score | Total Program Component Score (factored) | Total Deductions |
|------|-----------------------------------|--------|-----------------|---------------------|---------------------|--|------------------|
| 12 | Carolina GILLESPIE / Luca DEMATTE | ITA | 5 | 40.11 | 22.10 | 18.01 | 0.00 |

| # | Executed Elements | Info | Base Value | GOE | The Judges Panel (in random order) | | | | | | | | Ref | Scores of Panel | |
|---|-------------------|------|--------------|-------|------------------------------------|----|----|----|----|----|----|----|-----|-----------------|------|
| 1 | 2LzTw1 | | 3.00 | 0.00 | 0 | 0 | -1 | 0 | -1 | 1 | 0 | 0 | 1 | | 3.00 |
| 2 | 5TLi3 | | 5.50 | 0.07 | 0 | 1 | 1 | 0 | 0 | 0 | 0 | 0 | 0 | | 5.57 |
| 3 | 2F | | 1.80 | 0.04 | 0 | 1 | 1 | 0 | 0 | 0 | 0 | 0 | 0 | | 1.84 |
| 4 | BiDs1 | | 2.80 | 0.20 | 1 | 1 | 1 | 0 | 1 | -1 | 0 | 0 | -1 | | 3.00 |
| 5 | 3STh | | 4.50 | -1.40 | -2 | -2 | -2 | -2 | -2 | -2 | -2 | -1 | -2 | | 3.10 |
| 6 | SIS2 | | 2.30 | 0.00 | 0 | 0 | 0 | 0 | 0 | -1 | 0 | 0 | 0 | | 2.30 |
| 7 | CCoSp4 | | 3.50 | -0.21 | -1 | -1 | 0 | 0 | -1 | -1 | -1 | -2 | 0 | | 3.29 |
| | | | 23.40 | | | | | | | | | | | 22.10 | |

Program Components

| | Factor | | | | | | | | | | | |
|--|--------|------|------|------|------|------|------|------|------|------|------|--------------|
| Skating Skills | 0.80 | 4.00 | 4.25 | 4.75 | 4.25 | 4.75 | 4.75 | 4.50 | 4.75 | 5.00 | 4.57 | |
| Transition / Linking Footwork | 0.80 | 3.50 | 4.00 | 4.50 | 4.00 | 4.50 | 4.75 | 4.00 | 4.50 | 4.75 | 4.32 | |
| Performance / Execution | 0.80 | 4.00 | 4.50 | 4.75 | 4.50 | 4.50 | 4.50 | 4.25 | 4.50 | 5.25 | 4.50 | |
| Choreography / Composition | 0.80 | 4.25 | 4.50 | 4.50 | 4.25 | 4.75 | 4.50 | 4.50 | 4.75 | 5.00 | 4.54 | |
| Interpretation | 0.80 | 4.25 | 4.75 | 4.25 | 4.50 | 4.75 | 4.50 | 4.50 | 4.75 | 5.00 | 4.57 | |
| Judges Total Program Component Score (factored) | | | | | | | | | | | | 18.01 |

Deductions:

0.00

ISU European Figure Skating Championships 2011

PAIRS SHORT PROGRAM JUDGES DETAILS PER SKATER

| Rank | Name | Nation | Starting Number | Total Segment Score | Total Element Score | Total Program Component Score (factored) | Total Deductions |
|------|-------------------------------|--------|-----------------|---------------------|---------------------|--|------------------|
| 13 | Sally HOOLIN / Jakub SAFRANEK | GBR | 4 | 36.41 | 20.67 | 16.74 | -1.00 |

| # | Executed Elements | Info | Base Value | GOE | The Judges Panel (in random order) | | | | | | | | Ref | Scores of Panel | | |
|---|-------------------|------|--------------|-------|------------------------------------|----|----|----|----|----|----|----|-----|-----------------|------|------|
| 1 | 5TLi2 | | 5.00 | 0.07 | 0 | 0 | 0 | 0 | 0 | 0 | 0 | 0 | 1 | 1 | | 5.07 |
| 2 | 3STh | | 4.50 | -0.10 | 0 | 0 | -1 | 0 | -1 | 0 | 0 | 1 | 0 | | 4.40 | |
| 3 | 2LzTw1 | | 3.00 | -0.39 | -2 | -2 | -1 | -1 | -1 | -1 | -2 | -1 | -1 | | 2.61 | |
| 4 | 2F | | 1.80 | -0.90 | -3 | -3 | -3 | -3 | -3 | -3 | -2 | -3 | -3 | | 0.90 | |
| 5 | FCCoSp4 | | 3.50 | -0.21 | 0 | 0 | -1 | -1 | 0 | -2 | -1 | -1 | -1 | | 3.29 | |
| 6 | SIS1 | | 1.80 | 0.00 | 0 | 0 | 0 | 0 | 0 | 0 | 0 | 0 | 0 | | 1.80 | |
| 7 | BiDs1 | | 2.80 | -0.20 | 0 | 0 | 0 | -1 | 0 | 0 | -1 | -1 | 0 | | 2.60 | |
| | | | 22.40 | | | | | | | | | | | 20.67 | | |

Program Components

| | Factor | | | | | | | | | | | | | | | |
|-------------------------------|--------|------|------|------|------|------|------|------|------|------|--|--|--|--|--|------|
| Skating Skills | 0.80 | 4.00 | 4.25 | 4.50 | 4.00 | 4.25 | 4.00 | 4.50 | 4.75 | 4.25 | | | | | | 4.25 |
| Transition / Linking Footwork | 0.80 | 4.25 | 3.75 | 4.50 | 3.75 | 3.75 | 3.50 | 4.00 | 4.50 | 4.00 | | | | | | 4.00 |
| Performance / Execution | 0.80 | 4.25 | 4.00 | 4.75 | 4.00 | 4.25 | 3.75 | 4.50 | 4.50 | 4.00 | | | | | | 4.21 |
| Choreography / Composition | 0.80 | 4.50 | 3.75 | 4.25 | 4.25 | 4.00 | 4.25 | 4.75 | 4.75 | 4.25 | | | | | | 4.32 |
| Interpretation | 0.80 | 4.25 | 3.75 | 4.00 | 4.00 | 4.00 | 3.75 | 4.75 | 4.75 | 4.25 | | | | | | 4.14 |

Judges Total Program Component Score (factored)

16.74

Deductions:

Falls: -1.00

-1.00

| Rank | Name | Nation | Starting Number | Total Segment Score | Total Element Score | Total Program Component Score (factored) | Total Deductions |
|------|-----------------------------------|--------|-----------------|---------------------|---------------------|--|------------------|
| 14 | Natalja ZABIJAKO / Sergei KULBACH | EST | 7 | 35.01 | 19.74 | 17.27 | -2.00 |

| # | Executed Elements | Info | Base Value | GOE | The Judges Panel (in random order) | | | | | | | | Ref | Scores of Panel | |
|---|-------------------|------|--------------|-------|------------------------------------|----|----|----|----|----|----|----|-----|-----------------|------|
| 1 | SIS1 | | 1.80 | 0.21 | 0 | 0 | 1 | 1 | 1 | 0 | 1 | 0 | 0 | | 2.01 |
| 2 | 2LzTw1 | | 3.00 | 0.34 | 1 | 1 | 0 | 2 | 1 | 1 | 2 | 1 | 1 | | 3.34 |
| 3 | 3T | | 4.10 | -2.10 | -3 | -3 | -3 | -3 | -3 | -3 | -3 | -3 | -2 | | 2.00 |
| 4 | 3LoTh | | 5.00 | -1.80 | -3 | -3 | -3 | -2 | -3 | -2 | -2 | -3 | -2 | | 3.20 |
| 5 | 5ALi2 | | 5.50 | -0.20 | 0 | 0 | -1 | -1 | 0 | -1 | 0 | 1 | 0 | | 5.30 |
| 6 | FCCoSp2 | | 2.50 | -0.51 | -2 | -2 | -2 | -1 | 0 | -2 | -1 | -2 | -2 | | 1.99 |
| 7 | BiDs1 | | 2.80 | -0.90 | -1 | -1 | -1 | -2 | -2 | -1 | -2 | -1 | -1 | | 1.90 |
| | | | 24.70 | | | | | | | | | | | 19.74 | |

Program Components

| | Factor | | | | | | | | | | | | | | | | |
|-------------------------------|--------|------|------|------|------|------|------|------|------|------|------|--|--|--|--|------|------|
| Skating Skills | 0.80 | 3.75 | 4.50 | 4.00 | 3.75 | 4.75 | 4.75 | 4.25 | 4.75 | 4.25 | 5.00 | | | | | | 4.39 |
| Transition / Linking Footwork | 0.80 | 3.50 | 4.25 | 4.00 | 3.50 | 4.50 | 4.75 | 4.00 | 4.25 | 4.25 | 4.50 | | | | | | 4.14 |
| Performance / Execution | 0.80 | 3.50 | 4.00 | 4.25 | 3.75 | 4.50 | 4.25 | 4.00 | 4.50 | 4.50 | | | | | | 4.18 | |
| Choreography / Composition | 0.80 | 4.25 | 4.25 | 4.50 | 4.25 | 4.75 | 4.75 | 4.25 | 4.50 | 5.00 | | | | | | 4.46 | |
| Interpretation | 0.80 | 4.00 | 4.25 | 4.50 | 4.25 | 4.75 | 4.50 | 4.25 | 4.50 | 4.75 | | | | | | 4.43 | |

Judges Total Program Component Score (factored)

17.27

Deductions:

Falls: -2.00

-2.00

| Rank | Name | Nation | Starting Number | Total Segment Score | Total Element Score | Total Program Component Score (factored) | Total Deductions |
|------|--------------------------------|--------|-----------------|---------------------|---------------------|--|------------------|
| 15 | Stina MARTINI / Severin KIEFER | AUT | 3 | 34.74 | 19.39 | 15.35 | 0.00 |

| # | Executed Elements | Info | Base Value | GOE | The Judges Panel (in random order) | | | | | | | | Ref | Scores of Panel | |
|---|-------------------|------|--------------|-------|------------------------------------|----|----|----|----|----|----|----|-----|-----------------|------|
| 1 | 2LzTw1 | | 3.00 | -0.56 | -2 | -2 | -2 | -2 | -1 | -2 | -1 | -2 | -2 | | 2.44 |
| 2 | 3STh | | 4.50 | -1.40 | -2 | -2 | -2 | -2 | -2 | -3 | -2 | -2 | -2 | | 3.10 |
| 3 | 5TLi2 | | 5.00 | -0.57 | -1 | -3 | -1 | -1 | -1 | -1 | -1 | -2 | -1 | | 4.43 |
| 4 | BiDs1 | | 2.80 | -0.40 | 0 | -2 | -1 | -1 | 0 | 0 | -1 | -1 | 0 | | 2.40 |
| 5 | FCCoSp3 | | 3.00 | -0.04 | 0 | -1 | 0 | 0 | -1 | 0 | 0 | 0 | 0 | | 2.96 |
| 6 | 2F | | 1.80 | 0.00 | 0 | 0 | 0 | 1 | -1 | 0 | 0 | 0 | 0 | | 1.80 |
| 7 | SIS2 | | 2.30 | -0.04 | 0 | -1 | -1 | 0 | 0 | 1 | 0 | 0 | 0 | | 2.26 |
| | | | 22.40 | | | | | | | | | | | 19.39 | |

Program Components

| | Factor | | | | | | | | | | | | | | | | |
|-------------------------------|--------|------|------|------|------|------|------|------|------|------|------|--|--|--|--|------|------|
| Skating Skills | 0.80 | 4.00 | 3.75 | 3.75 | 3.75 | 3.50 | 4.00 | 4.00 | 4.00 | 4.00 | 3.75 | | | | | | 3.86 |
| Transition / Linking Footwork | 0.80 | 3.50 | 3.25 | 3.50 | 4.00 | 3.00 | 4.25 | 3.75 | 3.50 | 3.50 | | | | | | 3.57 | |
| Performance / Execution | 0.80 | 4.00 | 3.75 | 4.00 | 4.50 | 3.00 | 4.00 | 4.25 | 4.25 | 3.75 | | | | | | 4.00 | |
| Choreography / Composition | 0.80 | 3.50 | 4.00 | 4.00 | 4.25 | 3.50 | 4.75 | 3.75 | 4.00 | 4.00 | | | | | | 3.93 | |
| Interpretation | 0.80 | 3.50 | 3.75 | 3.75 | 4.75 | 3.25 | 4.25 | 3.50 | 4.25 | 3.75 | | | | | | 3.82 | |

Judges Total Program Component Score (factored)

15.35

Deductions:

0.00



ISU European Figure Skating Championships 2011

RESULTS

PAIRS FREE SKATING

| Pl. | Name | Nation | Total Segment Score |
|-----|--------------------------------------|--------|---------------------|
| 1 | Yuko KAVAGUTI / Alexander SMIRNOV | RUS | 134.12 |
| 2 | Aliona SAVCHENKO / Robin SZOLKOWY | GER | 133.89 |
| 3 | Vera BAZAROVA / Yuri LARIONOV | RUS | 125.35 |
| 4 | Katarina GERBOLDT / Alexander ENBERT | RUS | 112.45 |
| 5 | Stefania BERTON / Ondrej HOTAREK | ITA | 104.75 |
| 6 | Maylin HAUSCH / Daniel WENDE | GER | 96.11 |
| 7 | Klara KADLECOVA / Petr BIDAR | CZE | 91.49 |
| 8 | Adeline CANAC / Yannick BONHEUR | FRA | 82.32 |
| 9 | Stacey KEMP / David KING | GBR | 79.58 |
| 10 | Lubov BAKIROVA / Mikalai KAMIANCHUK | BLR | 79.21 |
| 11 | Katharina GIEROK / Florian JUST | GER | 77.36 |
| 12 | Carolina GILLESPIE / Luca DEMATTE | ITA | 75.42 |
| 13 | Natalja ZABIJAKO / Sergei KULBACH | EST | 71.46 |
| 14 | Sally HOOLIN / Jakub SAFRANEK | GBR | 67.75 |
| 15 | Stina MARTINI / Severin KIEFER | AUT | 66.13 |

Printed: 1/27/2011 10:17:09PM

Official ISU Sponsors



ISU European Figure Skating Championships 2011

PAIRS FREE SKATING JUDGES DETAILS PER SKATER

| Rank | Name | Nation | Starting Number | Total Segment Score | Total Element Score | Total Program Component Score (factored) | Total Deductions |
|------|-----------------------------------|--------|-----------------|---------------------|---------------------|--|------------------|
| 1 | Yuko KAVAGUTI / Alexander SMIRNOV | RUS | 15 | 134.12 | 65.62 | 68.50 | 0.00 |

| # | Executed Elements | Info | Base Value | GOE | The Judges Panel (in random order) | | | | | | | | Ref | Scores of Panel | |
|----|-------------------|------|--------------|------|------------------------------------|---|---|---|----|---|---|---|-----|-----------------|------|
| 1 | 3STh | | 4.50 | 1.40 | 2 | 1 | 2 | 2 | 2 | 2 | 2 | 2 | 2 | | 5.90 |
| 2 | 3T | | 4.10 | 0.40 | 1 | 0 | 0 | 1 | 0 | 2 | 1 | 1 | -1 | | 4.50 |
| 3 | 3LzTw2 | | 5.40 | 0.10 | -1 | 0 | 0 | 1 | -1 | 1 | 1 | 0 | 0 | | 5.50 |
| 4 | BoDs1 | | 3.00 | 0.20 | 1 | 0 | 0 | 0 | -1 | 0 | 1 | 1 | 0 | | 3.20 |
| 5 | FCCoSp4 | | 3.50 | 0.86 | 3 | 0 | 2 | 1 | 2 | 2 | 2 | 2 | 1 | | 4.36 |
| 6 | ChSp1 | | 2.00 | 1.86 | 2 | 1 | 2 | 2 | 2 | 2 | 2 | 2 | 1 | | 3.86 |
| 7 | 2A+2A+SEQ | | 5.81 x | 0.21 | 1 | 0 | 0 | 0 | 0 | 1 | 1 | 1 | 0 | | 6.02 |
| 8 | 3LoTh | | 5.50 x | 1.10 | 2 | 1 | 2 | 2 | 1 | 3 | 2 | 1 | 1 | | 6.60 |
| 9 | 3Li4 | | 4.40 x | 1.00 | 2 | 2 | 2 | 2 | 2 | 2 | 2 | 2 | 1 | | 5.40 |
| 10 | 5ALi4 | | 7.15 x | 1.10 | 2 | 1 | 1 | 2 | 1 | 2 | 2 | 2 | 1 | | 8.25 |
| 11 | 5SLi4 | | 6.60 x | 0.14 | 1 | 0 | 0 | 0 | 0 | 1 | 1 | 0 | 0 | | 6.74 |
| 12 | PCoSp4 | | 4.50 | 0.79 | 2 | 1 | 2 | 1 | 1 | 2 | 2 | 2 | 1 | | 5.29 |
| | | | 56.46 | | | | | | | | | | | 65.62 | |

Program Components

Factor

| | | | | | | | | | | | |
|--|------|------|------|------|------|------|------|------|------|------|--------------|
| Skating Skills | 1.60 | 9.50 | 8.00 | 8.50 | 8.75 | 8.75 | 8.50 | 8.50 | 8.75 | 8.00 | 8.54 |
| Transition / Linking Footwork | 1.60 | 9.00 | 7.25 | 8.50 | 8.50 | 8.50 | 8.25 | 8.00 | 8.50 | 8.00 | 8.32 |
| Performance / Execution | 1.60 | 9.00 | 8.50 | 8.75 | 8.75 | 8.75 | 8.75 | 8.25 | 8.75 | 8.00 | 8.64 |
| Choreography / Composition | 1.60 | 9.50 | 8.50 | 9.00 | 8.75 | 8.25 | 8.50 | 8.25 | 8.75 | 8.25 | 8.57 |
| Interpretation | 1.60 | 8.75 | 8.75 | 9.00 | 8.75 | 8.75 | 9.00 | 8.25 | 9.00 | 8.00 | 8.75 |
| Judges Total Program Component Score (factored) | | | | | | | | | | | 68.50 |

Deductions:

0.00

x Credit for highlight distribution, base value multiplied by 1.1

| Rank | Name | Nation | Starting Number | Total Segment Score | Total Element Score | Total Program Component Score (factored) | Total Deductions |
|------|-----------------------------------|--------|-----------------|---------------------|---------------------|--|------------------|
| 2 | Aliona SAVCHENKO / Robin SZOLKOWY | GER | 13 | 133.89 | 64.22 | 69.67 | 0.00 |

| # | Executed Elements | Info | Base Value | GOE | The Judges Panel (in random order) | | | | | | | | Ref | Scores of Panel | |
|----|-------------------|------|--------------|-------|------------------------------------|---|---|---|----|---|----|---|-----|-----------------|------|
| 1 | 3FTTh | | 5.50 | 1.80 | 3 | 3 | 2 | 3 | 2 | 3 | 3 | 2 | 2 | | 7.30 |
| 2 | 3T+3T+SEQ | | 6.56 | 0.30 | 1 | 1 | 1 | 1 | 0 | 1 | -1 | 0 | -2 | | 6.86 |
| 3 | BoDs4 | | 4.50 | 0.90 | 2 | 2 | 1 | 1 | 1 | 1 | 1 | 1 | 2 | | 5.40 |
| 4 | FCSp* | * | 0.00 | 0.00 | - | - | - | - | - | - | - | - | - | | 0.00 |
| 5 | ChSp1 | | 2.00 | 1.86 | 2 | 2 | 2 | 2 | 2 | 1 | 2 | 2 | 1 | | 3.86 |
| 6 | 3FTw1 | | 5.50 x | 0.50 | -1 | 0 | 1 | 1 | 0 | 2 | 1 | 1 | 1 | | 6.00 |
| 7 | 2S | | 1.54 x | -0.03 | -1 | 0 | 0 | 0 | -1 | 0 | 0 | 0 | 0 | | 1.51 |
| 8 | 5ALi4 | | 7.15 x | 1.40 | 2 | 2 | 2 | 2 | 1 | 2 | 2 | 2 | 2 | | 8.55 |
| 9 | PCoSp4 | | 4.50 | 0.93 | 2 | 2 | 2 | 2 | 1 | 1 | 2 | 2 | 2 | | 5.43 |
| 10 | 5SLi4 | | 6.60 x | 0.93 | 2 | 2 | 2 | 2 | 1 | 2 | 1 | 2 | 2 | | 7.53 |
| 11 | 3Li4 | | 4.40 x | 0.93 | 3 | 2 | 2 | 2 | 1 | 2 | 2 | 2 | 1 | | 5.33 |
| 12 | 3STh | | 4.95 x | 1.50 | 2 | 2 | 2 | 3 | 2 | 2 | 3 | 2 | 1 | | 6.45 |
| | | | 53.20 | | | | | | | | | | | 64.22 | |

Program Components

Factor

| | | | | | | | | | | | |
|--|------|------|------|------|------|------|------|------|------|------|--------------|
| Skating Skills | 1.60 | 9.00 | 9.00 | 8.75 | 8.75 | 8.50 | 8.25 | 9.25 | 9.00 | 8.50 | 8.79 |
| Transition / Linking Footwork | 1.60 | 8.25 | 9.00 | 8.50 | 8.50 | 8.25 | 8.50 | 8.75 | 8.50 | 7.75 | 8.46 |
| Performance / Execution | 1.60 | 8.50 | 8.50 | 8.50 | 8.50 | 8.00 | 8.00 | 8.50 | 8.50 | 8.50 | 8.43 |
| Choreography / Composition | 1.60 | 9.25 | 9.50 | 9.00 | 8.50 | 8.50 | 8.50 | 9.50 | 9.00 | 8.75 | 8.93 |
| Interpretation | 1.60 | 8.75 | 9.50 | 9.00 | 8.75 | 8.00 | 8.50 | 9.50 | 9.00 | 9.00 | 8.93 |
| Judges Total Program Component Score (factored) | | | | | | | | | | | 69.67 |

Deductions:

0.00

* Invalid element x Credit for highlight distribution, base value multiplied by 1.1

ISU European Figure Skating Championships 2011

PAIRS FREE SKATING JUDGES DETAILS PER SKATER

| Rank | Name | Nation | Starting Number | Total Segment Score | Total Element Score | Total Program Component Score (factored) | Total Deductions |
|------|-------------------------------|--------|-----------------|---------------------|---------------------|--|------------------|
| 3 | Vera BAZAROVA / Yuri LARIONOV | RUS | 12 | 125.35 | 64.89 | 60.46 | 0.00 |

| # | Executed Elements | Info | Base Value | GOE | The Judges Panel (in random order) | | | | | | | | | | Ref | Scores of Panel |
|----|-------------------|------|--------------|------|------------------------------------|---|---|---|---|---|----|----|---|--|------|-----------------|
| 1 | 3T | | 4.10 | 0.20 | 0 | 1 | 0 | 0 | 1 | 0 | 1 | 0 | 0 | | 4.30 | |
| 2 | 3LzTw2 | | 5.40 | 1.40 | 2 | 2 | 2 | 2 | 3 | 2 | 2 | 2 | 2 | | 6.80 | |
| 3 | 3FTh | | 5.50 | 0.80 | 1 | 1 | 1 | 2 | 2 | 1 | 1 | 1 | 1 | | 6.30 | |
| 4 | 2A+2A+SEQ | | 5.28 | 0.00 | 0 | 0 | 0 | 0 | 0 | 0 | -1 | 0 | 0 | | 5.28 | |
| 5 | PCoSp4 | | 4.50 | 0.50 | 1 | 1 | 1 | 1 | 1 | 2 | 1 | 1 | 1 | | 5.00 | |
| 6 | ChSp1 | | 2.00 | 1.43 | 2 | 1 | 1 | 2 | 1 | 2 | 1 | 1 | 2 | | 3.43 | |
| 7 | 5ALi4 | | 7.15 x | 1.20 | 1 | 2 | 1 | 2 | 2 | 3 | 2 | 1 | 2 | | 8.35 | |
| 8 | 3LoTh | | 5.50 x | 0.20 | -1 | 1 | 1 | 1 | 1 | 1 | -1 | -1 | 0 | | 5.70 | |
| 9 | 3Li4 | | 4.40 x | 0.50 | 1 | 1 | 1 | 2 | 1 | 2 | 0 | 0 | 1 | | 4.90 | |
| 10 | FCCoSp3 | | 3.00 | 0.29 | 1 | 0 | 0 | 2 | 1 | 1 | 0 | 0 | 1 | | 3.29 | |
| 11 | 5SLi4 | | 6.60 x | 0.64 | 1 | 1 | 1 | 2 | 1 | 2 | 1 | 0 | 2 | | 7.24 | |
| 12 | FiDs3 | | 3.20 | 1.10 | 2 | 1 | 1 | 2 | 2 | 2 | 1 | 1 | 2 | | 4.30 | |
| | | | 56.63 | | | | | | | | | | | | | 64.89 |

Program Components

| | Factor | | | | | | | | | | | | | |
|--|--------|------|------|------|------|------|------|------|------|------|--|--|--|--------------|
| Skating Skills | 1.60 | 7.75 | 8.00 | 7.25 | 7.75 | 7.50 | 8.50 | 7.25 | 7.25 | 8.00 | | | | 7.64 |
| Transition / Linking Footwork | 1.60 | 7.50 | 7.75 | 6.75 | 7.50 | 7.50 | 7.25 | 7.00 | 7.00 | 7.00 | | | | 7.25 |
| Performance / Execution | 1.60 | 7.75 | 8.00 | 7.25 | 8.00 | 8.00 | 8.00 | 7.25 | 7.50 | 8.25 | | | | 7.79 |
| Choreography / Composition | 1.60 | 7.75 | 8.00 | 7.25 | 7.75 | 7.50 | 8.00 | 7.25 | 7.00 | 7.75 | | | | 7.61 |
| Interpretation | 1.60 | 7.75 | 8.00 | 7.25 | 7.50 | 7.25 | 7.75 | 7.00 | 6.75 | 8.25 | | | | 7.50 |
| Judges Total Program Component Score (factored) | | | | | | | | | | | | | | 60.46 |

Deductions:

0.00

x Credit for highlight distribution, base value multiplied by 1.1

| Rank | Name | Nation | Starting Number | Total Segment Score | Total Element Score | Total Program Component Score (factored) | Total Deductions |
|------|--------------------------------------|--------|-----------------|---------------------|---------------------|--|------------------|
| 4 | Katarina GERBOLDT / Alexander ENBERT | RUS | 10 | 112.45 | 59.23 | 54.22 | -1.00 |

| # | Executed Elements | Info | Base Value | GOE | The Judges Panel (in random order) | | | | | | | | | | Ref | Scores of Panel |
|----|-------------------|------|--------------|-------|------------------------------------|----|----|----|----|----|----|----|----|------|------|-----------------|
| 1 | 3T+2T+2Lo | | 7.30 | 0.70 | 1 | 1 | 1 | 1 | 1 | 1 | 1 | 1 | 0 | | 8.00 | |
| 2 | 3LzTw1 | | 5.00 | -1.20 | -2 | -1 | -2 | -2 | 0 | -1 | -2 | -2 | -2 | | 3.80 | |
| 3 | 3LoTh | | 5.00 | 1.40 | 2 | 2 | 2 | 2 | 1 | 2 | 2 | 2 | 2 | | 6.40 | |
| 4 | 3S | | 4.20 | 0.10 | 0 | 1 | -1 | 0 | 1 | 0 | 0 | 0 | 0 | | 4.30 | |
| 5 | FCCoSp4 | | 3.50 | -0.04 | 0 | 0 | 0 | -1 | -1 | 1 | 0 | 0 | 0 | | 3.46 | |
| 6 | 3Li4 | | 4.00 | 0.50 | 1 | 1 | 1 | 2 | 1 | 1 | 1 | 1 | 1 | | 4.50 | |
| 7 | ChSp1 | | 2.00 | 0.86 | 1 | 1 | 0 | 1 | 1 | 1 | 1 | 1 | 0 | | 2.86 | |
| 8 | 3FTh | | 6.05 x | -2.10 | -2 | -3 | -3 | -3 | -3 | -3 | -3 | -3 | -3 | | 3.95 | |
| 9 | 5TLi3 | | 6.05 x | 0.43 | 1 | 1 | 0 | 2 | 1 | 1 | 1 | 0 | | 6.48 | | |
| 10 | FiDs1 | | 2.80 | 0.30 | 1 | 1 | 1 | 0 | 0 | 1 | 0 | 0 | 0 | | 3.10 | |
| 11 | 5ALi4 | | 7.15 x | 0.30 | 1 | 0 | 0 | 1 | 1 | 1 | 0 | 0 | 0 | | 7.45 | |
| 12 | PCoSp4 | | 4.50 | 0.43 | 1 | 0 | 1 | 2 | 1 | 1 | 1 | 0 | | 4.93 | | |
| | | | 57.55 | | | | | | | | | | | | | 59.23 |

Program Components

| | Factor | | | | | | | | | | | | | |
|--|--------|------|------|------|------|------|------|------|------|------|--|--|--|--------------|
| Skating Skills | 1.60 | 7.00 | 6.75 | 6.75 | 7.25 | 7.25 | 6.50 | 8.00 | 6.75 | 7.00 | | | | 6.96 |
| Transition / Linking Footwork | 1.60 | 6.25 | 6.50 | 6.50 | 6.75 | 6.75 | 6.25 | 6.75 | 6.25 | 5.75 | | | | 6.46 |
| Performance / Execution | 1.60 | 6.75 | 7.00 | 6.75 | 7.00 | 7.00 | 6.50 | 7.25 | 6.50 | 6.25 | | | | 6.79 |
| Choreography / Composition | 1.60 | 6.75 | 6.50 | 7.00 | 7.25 | 7.00 | 6.50 | 7.00 | 6.75 | 6.25 | | | | 6.79 |
| Interpretation | 1.60 | 7.00 | 6.75 | 7.00 | 7.00 | 7.25 | 6.50 | 7.50 | 6.75 | 6.50 | | | | 6.89 |
| Judges Total Program Component Score (factored) | | | | | | | | | | | | | | 54.22 |

Deductions:

Falls: -1.00

-1.00

x Credit for highlight distribution, base value multiplied by 1.1

ISU European Figure Skating Championships 2011

PAIRS FREE SKATING JUDGES DETAILS PER SKATER

| Rank | Name | Nation | Starting Number | Total Segment Score | Total Element Score | Total Program Component Score (factored) | Total Deductions |
|------|----------------------------------|--------|-----------------|---------------------|---------------------|--|------------------|
| 5 | Stefania BERTON / Ondrej HOTAREK | ITA | 14 | 104.75 | 53.35 | 52.40 | -1.00 |

| # | Executed Elements | Info | Base Value | GOE | The Judges Panel (in random order) | | | | | | | | | | Ref | Scores of Panel |
|----|-------------------|------|--------------|-------|------------------------------------|----|----|----|----|----|----|----|----|--|--------------|-----------------|
| 1 | 3T+2T+2T | | 6.90 | 0.70 | 1 | 1 | 1 | 1 | 2 | 2 | 1 | 0 | 0 | | 7.60 | |
| 2 | 2LzTw2 | | 3.20 | 0.21 | 1 | 1 | 0 | 0 | 1 | 1 | 1 | 1 | 0 | | 3.41 | |
| 3 | 3Li4 | | 4.00 | 0.29 | 0 | 0 | 0 | 1 | 1 | 1 | 1 | 1 | 0 | | 4.29 | |
| 4 | 2S | | 1.40 | -0.17 | -2 | 0 | 0 | -1 | -1 | -2 | 0 | -2 | 0 | | 1.23 | |
| 5 | FiDs3 | | 3.20 | 0.50 | 1 | 0 | 1 | 1 | 1 | 0 | 1 | 1 | 0 | | 3.70 | |
| 6 | FCCoSp4 | | 3.50 | 0.57 | 1 | 1 | 0 | 1 | 2 | 1 | 2 | 2 | 0 | | 4.07 | |
| 7 | ChSp1 | | 2.00 | 0.86 | 1 | 1 | 0 | 1 | 1 | 1 | 1 | 1 | 0 | | 2.86 | |
| 8 | 5ALi4 | | 7.15 x | 0.10 | -1 | 0 | 0 | -1 | 1 | 0 | 1 | 1 | 0 | | 7.25 | |
| 9 | 3STh | | 4.95 x | -2.10 | -3 | -3 | -3 | -3 | -3 | -3 | -3 | -3 | -3 | | 2.85 | |
| 10 | PCoSp4 | | 4.50 | 0.29 | 0 | 0 | 0 | 1 | 1 | 1 | 1 | 1 | 0 | | 4.79 | |
| 11 | 3LoTh | | 5.50 x | -1.30 | -2 | -2 | -2 | -1 | -2 | -2 | -1 | -2 | -2 | | 4.20 | |
| 12 | 5SLi4 | | 6.60 x | 0.50 | 0 | 1 | 1 | 1 | 2 | 1 | 1 | 1 | 1 | | 7.10 | |
| | | | 52.90 | | | | | | | | | | | | 53.35 | |

Program Components

| Program Components | Factor | | | | | | | | | | | |
|--|--------|------|------|------|------|------|------|------|------|------|--|--------------|
| Skating Skills | 1.60 | 7.00 | 6.75 | 6.75 | 6.25 | 6.75 | 6.75 | 6.50 | 6.25 | 6.75 | | 6.64 |
| Transition / Linking Footwork | 1.60 | 6.75 | 6.50 | 6.00 | 5.75 | 6.50 | 6.00 | 6.25 | 6.00 | 6.50 | | 6.25 |
| Performance / Execution | 1.60 | 6.75 | 6.50 | 6.50 | 5.75 | 7.00 | 6.50 | 6.75 | 6.50 | 6.75 | | 6.61 |
| Choreography / Composition | 1.60 | 6.75 | 6.75 | 6.50 | 6.00 | 6.50 | 6.75 | 6.75 | 6.25 | 6.75 | | 6.61 |
| Interpretation | 1.60 | 7.00 | 6.75 | 6.25 | 5.75 | 6.50 | 7.00 | 6.75 | 6.50 | 6.75 | | 6.64 |
| Judges Total Program Component Score (factored) | | | | | | | | | | | | 52.40 |

Deductions: Falls: -1.00 **-1.00**

x Credit for highlight distribution, base value multiplied by 1.1

| Rank | Name | Nation | Starting Number | Total Segment Score | Total Element Score | Total Program Component Score (factored) | Total Deductions |
|------|------------------------------|--------|-----------------|---------------------|---------------------|--|------------------|
| 6 | Maylin HAUSCH / Daniel WENDE | GER | 11 | 96.11 | 46.40 | 49.71 | 0.00 |

| # | Executed Elements | Info | Base Value | GOE | The Judges Panel (in random order) | | | | | | | | | | Ref | Scores of Panel |
|----|-------------------|------|--------------|-------|------------------------------------|----|----|----|----|---|----|----|----|--|--------------|-----------------|
| 1 | 2LzTw3 | | 3.50 | 0.34 | 1 | 1 | 1 | 2 | 1 | 2 | 1 | 1 | 1 | | 3.84 | |
| 2 | 3STh | | 4.50 | 1.00 | 0 | 1 | 1 | 2 | 2 | 2 | 1 | 1 | 2 | | 5.50 | |
| 3 | 3T+2T | | 5.50 | -0.90 | -2 | 0 | -2 | -1 | -2 | 0 | -1 | -2 | -1 | | 4.60 | |
| 4 | FCCoSp4 | | 3.50 | 0.50 | 1 | 1 | 1 | 1 | 1 | 1 | 1 | 0 | 1 | | 4.00 | |
| 5 | ChSp1 | | 2.00 | 1.00 | 1 | 2 | 0 | 1 | 1 | 1 | 1 | 1 | 1 | | 3.00 | |
| 6 | 5ALi | | 0.00 x | 0.00 | - | - | - | - | - | - | - | - | - | | 0.00 | |
| 7 | 2S | | 1.54 x | 0.06 | 0 | 1 | 0 | 1 | 0 | 1 | 0 | 0 | 0 | | 1.60 | |
| 8 | 3FTh | | 6.05 x | -0.40 | -1 | -1 | -1 | 0 | -1 | 0 | 0 | -1 | 0 | | 5.65 | |
| 9 | 5SLi3 | | 6.05 x | 0.57 | 0 | 2 | 1 | 1 | 1 | 2 | 1 | 1 | 1 | | 6.62 | |
| 10 | 3Li4 | | 4.40 x | 0.29 | 1 | 1 | 0 | 0 | 0 | 2 | 0 | 1 | 1 | | 4.69 | |
| 11 | FiDs1 | | 2.80 | 0.10 | 0 | 0 | 0 | 0 | -1 | 1 | 0 | 0 | 1 | | 2.90 | |
| 12 | PCoSp3 | | 4.00 | 0.00 | 0 | 1 | 0 | 0 | 0 | 0 | 0 | 0 | 0 | | 4.00 | |
| | | | 43.84 | | | | | | | | | | | | 46.40 | |

Program Components

| Program Components | Factor | | | | | | | | | | | |
|--|--------|------|------|------|------|------|------|------|------|------|--|--------------|
| Skating Skills | 1.60 | 6.25 | 6.50 | 6.25 | 5.75 | 6.00 | 6.50 | 7.25 | 6.75 | 6.00 | | 6.32 |
| Transition / Linking Footwork | 1.60 | 6.50 | 6.00 | 5.75 | 5.75 | 5.25 | 6.25 | 6.75 | 6.50 | 5.50 | | 6.04 |
| Performance / Execution | 1.60 | 6.50 | 6.25 | 6.25 | 6.00 | 5.75 | 6.25 | 6.75 | 6.75 | 5.75 | | 6.25 |
| Choreography / Composition | 1.60 | 6.25 | 6.50 | 6.25 | 5.75 | 5.75 | 6.50 | 7.00 | 6.75 | 5.75 | | 6.25 |
| Interpretation | 1.60 | 6.50 | 6.50 | 6.00 | 5.75 | 5.75 | 6.50 | 6.50 | 6.75 | 5.75 | | 6.21 |
| Judges Total Program Component Score (factored) | | | | | | | | | | | | 49.71 |

Deductions: **0.00**

x Credit for highlight distribution, base value multiplied by 1.1

ISU European Figure Skating Championships 2011

PAIRS FREE SKATING JUDGES DETAILS PER SKATER

| Rank | Name | Nation | Starting Number | Total Segment Score | Total Element Score | Total Program Component Score (factored) | Total Deductions |
|------|------------------------------|--------|-----------------|---------------------|---------------------|--|------------------|
| 7 | Klara KADLECOVA / Petr BIDAR | CZE | 8 | 91.49 | 47.91 | 44.58 | -1.00 |

| # | Executed Elements | Info | Base Value | GOE | The Judges Panel (in random order) | | | | | | | | | Ref | Scores of Panel |
|----|-------------------|------|--------------|-------|------------------------------------|----|----|----|----|----|----|----|----|-----|-----------------|
| 1 | 5ALi3 | | 6.00 | 0.80 | 1 | 1 | 1 | 1 | 2 | 1 | 2 | 1 | 1 | | 6.80 |
| 2 | 2LzTw2 | | 3.20 | 0.17 | 0 | 0 | 0 | 1 | 1 | 1 | 0 | 1 | 1 | | 3.37 |
| 3 | 3STh | | 4.50 | 0.70 | 0 | 1 | 1 | 1 | 1 | 1 | 1 | 1 | 1 | | 5.20 |
| 4 | 2S | | 1.40 | 0.06 | 0 | 0 | 0 | 0 | 1 | 1 | 0 | 1 | 0 | | 1.46 |
| 5 | 5TLi2 | | 5.00 | 0.36 | 0 | 1 | 0 | 1 | 0 | 1 | 1 | 1 | 1 | | 5.36 |
| 6 | FiDs1 | | 2.80 | 0.60 | 1 | 1 | 1 | 0 | 1 | 1 | 0 | 1 | 1 | | 3.40 |
| 7 | 3Li4 | | 4.40 x | 0.07 | -1 | 0 | 0 | 0 | 1 | 0 | 0 | 1 | 0 | | 4.47 |
| 8 | 2Lo+1Lo+2Lo+SEQ | | 3.17 x | 0.04 | 0 | 0 | 0 | 0 | 1 | 1 | 0 | 0 | 0 | | 3.21 |
| 9 | 3LzTh | | 6.05 x | -2.10 | -3 | -3 | -3 | -3 | -3 | -3 | -3 | -3 | -3 | | 3.95 |
| 10 | FCCoSp4 | | 3.50 | -0.17 | -1 | 0 | 0 | -1 | -1 | -1 | 0 | -1 | 0 | | 3.33 |
| 11 | ChSp1 | | 2.00 | 0.43 | 0 | 1 | 0 | 0 | 1 | 0 | 0 | 1 | 1 | | 2.43 |
| 12 | PCoSp4 | | 4.50 | 0.43 | 1 | 1 | 0 | 0 | 1 | 1 | 1 | 1 | 1 | | 4.93 |
| | | | 46.52 | | | | | | | | | | | | 47.91 |

Program Components

| Program Components | Factor | 5.00 | 5.25 | 6.00 | 6.50 | 5.50 | 5.50 | 6.00 | 6.25 | 5.00 | |
|--|--------|------|------|------|------|------|------|------|------|------|--------------|
| Skating Skills | 1.60 | 5.50 | 5.25 | 6.00 | 6.50 | 5.50 | 5.50 | 6.00 | 6.25 | 5.00 | 5.71 |
| Transition / Linking Footwork | 1.60 | 5.25 | 5.25 | 5.50 | 6.00 | 5.00 | 5.25 | 5.50 | 5.75 | 5.50 | 5.43 |
| Performance / Execution | 1.60 | 5.50 | 5.50 | 5.25 | 6.25 | 5.75 | 5.50 | 5.75 | 6.00 | 5.75 | 5.68 |
| Choreography / Composition | 1.60 | 5.50 | 5.50 | 5.50 | 6.00 | 5.25 | 5.25 | 5.50 | 6.00 | 5.50 | 5.54 |
| Interpretation | 1.60 | 5.50 | 5.25 | 5.25 | 6.25 | 5.25 | 4.75 | 5.75 | 5.75 | 5.75 | 5.50 |
| Judges Total Program Component Score (factored) | | | | | | | | | | | 44.58 |

Deductions: Falls: -1.00 **-1.00**

x Credit for highlight distribution, base value multiplied by 1.1

| Rank | Name | Nation | Starting Number | Total Segment Score | Total Element Score | Total Program Component Score (factored) | Total Deductions |
|------|---------------------------------|--------|-----------------|---------------------|---------------------|--|------------------|
| 8 | Adeline CANAC / Yannick BONHEUR | FRA | 6 | 82.32 | 42.08 | 40.24 | 0.00 |

| # | Executed Elements | Info | Base Value | GOE | The Judges Panel (in random order) | | | | | | | | | Ref | Scores of Panel |
|----|-------------------|------|--------------|-------|------------------------------------|----|----|----|----|----|----|----|----|-----|-----------------|
| 1 | 3S< | < | 2.90 | -1.60 | -2 | -3 | -2 | -3 | -2 | -3 | -2 | -1 | -2 | | 1.30 |
| 2 | 2LzTw2 | | 3.20 | 0.26 | 1 | 1 | 0 | 1 | 1 | 0 | 1 | 1 | 1 | | 3.46 |
| 3 | 5ALi2 | | 5.50 | 0.50 | 1 | 0 | 1 | 1 | 1 | 1 | 0 | 1 | 0 | | 6.00 |
| 4 | 3FTh | | 5.50 | -1.30 | -2 | -2 | -2 | -2 | -1 | -2 | -2 | -1 | -2 | | 4.20 |
| 5 | FCCoSp4 | | 3.50 | 0.43 | 1 | 0 | 1 | 1 | 1 | 1 | 0 | 1 | 1 | | 3.93 |
| 6 | 1A<+COMBO | < | 0.88 x | -0.57 | -3 | -3 | -3 | -3 | -2 | -3 | -3 | -2 | -3 | | 0.31 |
| 7 | ChSp1 | | 2.00 | 0.57 | 1 | 1 | 0 | 0 | 1 | 1 | 0 | 1 | 0 | | 2.57 |
| 8 | 4Li3 | | 3.85 x | -0.21 | 0 | -1 | 0 | 0 | 0 | -1 | -1 | -1 | 0 | | 3.64 |
| 9 | 3LoTh | | 5.50 x | -1.40 | -2 | -2 | -2 | -2 | -1 | -2 | -2 | -2 | -2 | | 4.10 |
| 10 | BoDs1 | | 3.00 | -0.10 | -1 | 0 | 0 | 0 | 0 | 0 | 0 | -1 | 0 | | 2.90 |
| 11 | PCoSp1 | | 3.00 | 0.00 | 0 | 0 | 0 | 0 | 0 | 0 | 0 | 1 | 0 | | 3.00 |
| 12 | 5SLi4 | | 6.60 x | 0.07 | -1 | 0 | 0 | 0 | 0 | 0 | 1 | 1 | 0 | | 6.67 |
| | | | 45.43 | | | | | | | | | | | | 42.08 |

Program Components

| Program Components | Factor | 5.00 | 5.00 | 5.50 | 4.75 | 5.25 | 5.00 | 5.00 | 5.25 | 4.75 | |
|--|--------|------|------|------|------|------|------|------|------|------|--------------|
| Skating Skills | 1.60 | 5.00 | 5.00 | 5.50 | 4.75 | 5.25 | 5.00 | 5.00 | 5.25 | 4.75 | 5.04 |
| Transition / Linking Footwork | 1.60 | 5.00 | 4.75 | 5.00 | 4.25 | 4.75 | 4.75 | 4.75 | 5.00 | 4.50 | 4.79 |
| Performance / Execution | 1.60 | 5.25 | 5.00 | 5.25 | 4.75 | 5.25 | 4.75 | 4.75 | 5.25 | 4.75 | 5.00 |
| Choreography / Composition | 1.60 | 5.50 | 5.00 | 5.25 | 5.00 | 5.00 | 5.00 | 5.00 | 5.50 | 4.50 | 5.11 |
| Interpretation | 1.60 | 5.50 | 5.25 | 5.50 | 5.00 | 5.25 | 4.75 | 5.25 | 5.25 | 5.00 | 5.21 |
| Judges Total Program Component Score (factored) | | | | | | | | | | | 40.24 |

Deductions: **0.00**

< Under-rotated jump x Credit for highlight distribution, base value multiplied by 1.1

ISU European Figure Skating Championships 2011

PAIRS FREE SKATING JUDGES DETAILS PER SKATER

| Rank | Name | Nation | Starting Number | Total Segment Score | Total Element Score | Total Program Component Score (factored) | Total Deductions |
|------|--------------------------|--------|-----------------|---------------------|---------------------|--|------------------|
| 9 | Stacey KEMP / David KING | GBR | 9 | 79.58 | 41.90 | 40.68 | -3.00 |

| # | Executed Elements | Info | Base Value | GOE | The Judges Panel (in random order) | | | | | | | | | Ref | Scores of Panel |
|----|-------------------|------|--------------|-------|------------------------------------|----|----|----|----|----|----|----|----|-----|-----------------|
| 1 | 3LzTw1 | | 5.00 | -0.50 | -1 | -1 | -1 | 0 | -1 | -1 | 0 | 0 | -2 | | 4.50 |
| 2 | 2F | | 1.80 | -0.21 | -1 | 0 | -1 | -1 | 0 | -1 | -1 | -1 | 0 | | 1.59 |
| 3 | 3TTh | | 4.50 | 0.40 | 1 | 1 | 2 | 1 | 0 | 0 | 0 | 0 | 1 | | 4.90 |
| 4 | FCCoSp4 | | 3.50 | -0.04 | 0 | 0 | 0 | 0 | 1 | 0 | 0 | -1 | -1 | | 3.46 |
| 5 | PCoSp4 | | 4.50 | 0.21 | 1 | 0 | 1 | 0 | 1 | 0 | 0 | 1 | 0 | | 4.71 |
| 6 | 3Li4 | | 4.00 | 0.36 | 0 | 1 | 0 | 1 | 1 | 0 | 1 | 1 | 1 | | 4.36 |
| 7 | 3LoTh | | 5.50 x | -2.10 | -3 | -3 | -3 | -3 | -3 | -3 | -3 | -3 | -2 | | 3.40 |
| 8 | 2F+1Lo+1F | | 3.08 x | -0.69 | -2 | -3 | -2 | -3 | -2 | -2 | -2 | -3 | -2 | | 2.39 |
| 9 | ChSp1 | | 2.00 | 0.14 | 0 | 1 | 0 | 0 | 1 | 0 | 0 | 0 | -1 | | 2.14 |
| 10 | 5ALi4 | | 7.15 x | -0.10 | 1 | 0 | 0 | 0 | 0 | -1 | -1 | 0 | 0 | | 7.05 |
| 11 | FiDs3 | | 3.20 | 0.20 | 0 | 0 | 1 | 1 | 1 | 0 | 0 | 0 | 0 | | 3.40 |
| 12 | 5TLi | | 0.00 x | 0.00 | - | - | - | - | - | - | - | - | - | | 0.00 |
| | | | 44.23 | | | | | | | | | | | | 41.90 |

Program Components

Factor

| | | | | | | | | | | | | |
|--|------|------|------|------|------|------|------|------|------|------|--|--------------|
| Skating Skills | 1.60 | 5.25 | 4.75 | 5.25 | 5.25 | 5.25 | 5.25 | 5.75 | 5.50 | 5.50 | | 5.32 |
| Transition / Linking Footwork | 1.60 | 5.00 | 4.50 | 5.00 | 5.25 | 5.00 | 5.00 | 5.25 | 5.25 | 5.25 | | 5.11 |
| Performance / Execution | 1.60 | 4.75 | 4.50 | 4.75 | 4.75 | 4.75 | 5.50 | 5.00 | 5.00 | 5.00 | | 4.82 |
| Choreography / Composition | 1.60 | 5.50 | 4.75 | 5.25 | 5.00 | 5.00 | 5.25 | 5.25 | 5.00 | 5.25 | | 5.14 |
| Interpretation | 1.60 | 5.00 | 4.50 | 5.00 | 5.25 | 5.00 | 5.25 | 5.50 | 5.00 | 4.75 | | 5.04 |
| Judges Total Program Component Score (factored) | | | | | | | | | | | | 40.68 |

Deductions:

Falls: -3.00

-3.00

x Credit for highlight distribution, base value multiplied by 1.1

| Rank | Name | Nation | Starting Number | Total Segment Score | Total Element Score | Total Program Component Score (factored) | Total Deductions |
|------|-------------------------------------|--------|-----------------|---------------------|---------------------|--|------------------|
| 10 | Lubov BAKIROVA / Mikalai KAMIANCHUK | BLR | 7 | 79.21 | 42.39 | 36.82 | 0.00 |

| # | Executed Elements | Info | Base Value | GOE | The Judges Panel (in random order) | | | | | | | | | Ref | Scores of Panel |
|----|-------------------|------|--------------|-------|------------------------------------|----|----|----|----|----|----|----|----|-----|-----------------|
| 1 | 2LzTw2 | | 3.20 | 0.09 | 0 | 0 | 0 | 0 | 1 | 1 | 1 | 0 | 0 | | 3.29 |
| 2 | 3STh | | 4.50 | -1.30 | -2 | -2 | -2 | -2 | -1 | -2 | -2 | -2 | -1 | | 3.20 |
| 3 | 5SLi2 | | 5.00 | 0.21 | 1 | 0 | 1 | 0 | 1 | 0 | 0 | 0 | 1 | | 5.21 |
| 4 | 2S | | 1.40 | 0.14 | 0 | 1 | 1 | 1 | 1 | 0 | 1 | 0 | 1 | | 1.54 |
| 5 | 1A+2A+SEQ | | 3.52 | -0.86 | -2 | -2 | -3 | -2 | -1 | -2 | -2 | -1 | -1 | | 2.66 |
| 6 | FCCoSp3 | | 3.00 | -0.30 | -1 | -1 | -1 | -1 | -1 | -1 | -1 | 0 | -1 | | 2.70 |
| 7 | ChSp1 | | 2.00 | 0.00 | 0 | 0 | 0 | 0 | 0 | 0 | 0 | 0 | 0 | | 2.00 |
| 8 | 2FTh | | 3.30 x | 0.29 | 1 | 0 | 0 | 0 | 1 | 1 | 1 | 1 | 0 | | 3.59 |
| 9 | 5TLi2 | | 5.50 x | 0.36 | 1 | 0 | 1 | 0 | 1 | 1 | 1 | 0 | 1 | | 5.86 |
| 10 | BoDs1 | | 3.00 | 0.30 | 0 | 0 | 1 | 0 | 1 | 1 | 0 | 1 | 0 | | 3.30 |
| 11 | 4Li4 | | 4.40 x | -0.07 | 0 | -2 | 0 | -1 | 0 | 0 | 0 | 0 | 0 | | 4.33 |
| 12 | PCoSp4 | | 4.50 | 0.21 | 1 | 0 | 0 | 0 | 1 | 1 | 0 | 0 | 1 | | 4.71 |
| | | | 43.32 | | | | | | | | | | | | 42.39 |

Program Components

Factor

| | | | | | | | | | | | | |
|--|------|------|------|------|------|------|------|------|------|------|--|--------------|
| Skating Skills | 1.60 | 5.25 | 4.75 | 5.00 | 4.50 | 4.75 | 5.25 | 4.25 | 4.50 | 5.00 | | 4.82 |
| Transition / Linking Footwork | 1.60 | 4.75 | 4.25 | 4.75 | 4.25 | 4.25 | 4.75 | 4.00 | 4.00 | 4.25 | | 4.36 |
| Performance / Execution | 1.60 | 5.00 | 4.50 | 4.50 | 4.75 | 5.00 | 5.25 | 4.25 | 4.50 | 4.50 | | 4.68 |
| Choreography / Composition | 1.60 | 5.00 | 4.50 | 4.75 | 4.25 | 4.50 | 5.00 | 4.50 | 4.25 | 4.75 | | 4.61 |
| Interpretation | 1.60 | 5.00 | 4.50 | 4.75 | 4.25 | 4.50 | 5.00 | 4.50 | 4.25 | 4.25 | | 4.54 |
| Judges Total Program Component Score (factored) | | | | | | | | | | | | 36.82 |

Deductions:

0.00

x Credit for highlight distribution, base value multiplied by 1.1

ISU European Figure Skating Championships 2011

PAIRS FREE SKATING JUDGES DETAILS PER SKATER

| Rank | Name | Nation | Starting Number | Total Segment Score | Total Element Score | Total Program Component Score (factored) | Total Deductions |
|------|---------------------------------|--------|-----------------|---------------------|---------------------|--|------------------|
| 11 | Katharina GIEROK / Florian JUST | GER | 5 | 77.36 | 42.24 | 36.12 | -1.00 |

| # | Executed Elements | Info | Base Value | GOE | The Judges Panel (in random order) | | | | | | | | | Ref | Scores of Panel |
|----|-------------------|------|--------------|-------|------------------------------------|----|----|----|----|----|----|----|----|-----|-----------------|
| 1 | 2LzTw1 | | 3.00 | 0.04 | 0 | 0 | 0 | -1 | 0 | 1 | 0 | 1 | 0 | | 3.04 |
| 2 | 3T< | < | 2.90 | -2.10 | -3 | -3 | -3 | -3 | -3 | -3 | -3 | -3 | -3 | | 0.80 |
| 3 | 2LzTh | | 3.00 | -0.14 | 0 | 0 | 0 | -1 | 0 | 1 | 0 | -1 | -1 | | 2.86 |
| 4 | FiDs1 | | 2.80 | 0.20 | 0 | 0 | 0 | 1 | -1 | 0 | 1 | 0 | 1 | | 3.00 |
| 5 | 2S+2T+2T< | < | 3.80 | -0.40 | -1 | -2 | -2 | -3 | -1 | -2 | -2 | -3 | -2 | | 3.40 |
| 6 | 5ALi3 | | 6.00 | 0.10 | 0 | 0 | 0 | -1 | 0 | 0 | 0 | 1 | 1 | | 6.10 |
| 7 | FCCoSp3 | | 3.00 | -0.17 | -1 | 0 | 0 | -1 | -1 | 0 | -1 | -1 | 0 | | 2.83 |
| 8 | 3Li3 | | 3.85 x | -0.07 | 0 | 0 | 0 | -1 | -1 | 0 | 0 | 0 | 0 | | 3.78 |
| 9 | 3STh | | 4.95 x | -1.00 | -1 | -1 | -2 | -1 | -1 | -1 | -2 | -2 | -2 | | 3.95 |
| 10 | ChSp1 | | 2.00 | 0.00 | -1 | 0 | 0 | 0 | 0 | 0 | 0 | 1 | 0 | | 2.00 |
| 11 | PCoSp4 | | 4.50 | 0.00 | 0 | 0 | 0 | 0 | 0 | 0 | 1 | 0 | 0 | | 4.50 |
| 12 | 5SLi3 | | 6.05 x | -0.07 | 1 | -1 | 0 | 0 | -1 | 0 | 0 | 0 | 0 | | 5.98 |
| | | | 45.85 | | | | | | | | | | | | 42.24 |

Program Components

Factor

| | | | | | | | | | | | |
|--|------|------|------|------|------|------|------|------|------|------|--------------|
| Skating Skills | 1.60 | 4.50 | 5.00 | 4.25 | 5.00 | 4.75 | 4.50 | 4.75 | 5.00 | 4.50 | 4.71 |
| Transition / Linking Footwork | 1.60 | 4.25 | 4.75 | 4.00 | 4.50 | 4.25 | 4.25 | 4.25 | 4.75 | 4.25 | 4.36 |
| Performance / Execution | 1.60 | 4.25 | 4.25 | 4.25 | 4.75 | 4.50 | 4.50 | 4.75 | 4.75 | 4.50 | 4.50 |
| Choreography / Composition | 1.60 | 4.50 | 4.50 | 4.50 | 5.25 | 4.25 | 4.75 | 4.50 | 4.50 | 4.50 | 4.54 |
| Interpretation | 1.60 | 4.25 | 4.50 | 4.25 | 4.75 | 4.50 | 4.25 | 4.50 | 5.00 | 4.50 | 4.46 |
| Judges Total Program Component Score (factored) | | | | | | | | | | | 36.12 |

Deductions:

Falls: -1.00

-1.00

< Under-rotated jump x Credit for highlight distribution, base value multiplied by 1.1

| Rank | Name | Nation | Starting Number | Total Segment Score | Total Element Score | Total Program Component Score (factored) | Total Deductions |
|------|-----------------------------------|--------|-----------------|---------------------|---------------------|--|------------------|
| 12 | Carolina GILLESPIE / Luca DEMATTE | ITA | 4 | 75.42 | 39.02 | 36.40 | 0.00 |

| # | Executed Elements | Info | Base Value | GOE | The Judges Panel (in random order) | | | | | | | | | Ref | Scores of Panel |
|----|-------------------|------|--------------|-------|------------------------------------|----|----|----|----|----|----|----|---|------|-----------------|
| 1 | 5TLi3 | | 5.50 | 0.21 | 1 | 1 | 0 | 1 | 0 | 0 | 0 | 1 | 0 | | 5.71 |
| 2 | 2LzTw1 | | 3.00 | 0.00 | 0 | 0 | 0 | 0 | 0 | 0 | -1 | 0 | | 3.00 | |
| 3 | 2F | | 1.80 | 0.00 | 0 | 0 | 0 | 1 | 0 | 0 | 0 | 0 | | 1.80 | |
| 4 | 3STh | | 4.50 | -1.40 | -2 | -2 | -2 | -2 | -2 | -2 | -2 | -3 | | 3.10 | |
| 5 | FiDs1 | | 2.80 | 0.50 | 1 | 1 | 0 | 1 | 0 | 1 | 1 | 0 | | 3.30 | |
| 6 | ChSp1 | | 2.00 | 0.86 | 0 | 1 | 1 | 1 | 0 | 1 | 1 | 1 | | 2.86 | |
| 7 | 3Li3 | | 3.85 x | 0.14 | 0 | 1 | 0 | 0 | 0 | 1 | 0 | 1 | | 3.99 | |
| 8 | 4Li1 | | 2.75 x | -0.07 | 1 | 0 | -1 | 0 | 0 | 0 | -1 | 0 | | 2.68 | |
| 9 | 2FTh | | 3.30 x | 0.07 | 0 | 0 | 0 | 1 | 0 | 1 | 0 | 0 | | 3.37 | |
| 10 | PCoSp4 | | 4.50 | 0.14 | 0 | 0 | -1 | 1 | 1 | 1 | 0 | 0 | | 4.64 | |
| 11 | 2F+1Lo+SEQ | | 2.02 x | -0.69 | -3 | -3 | -2 | -2 | -2 | -2 | -3 | -2 | | 1.33 | |
| 12 | CCoSp4 | | 3.50 | -0.26 | -1 | -1 | -1 | -1 | -1 | -1 | 0 | -1 | | 3.24 | |
| | | | 39.52 | | | | | | | | | | | | 39.02 |

Program Components

Factor

| | | | | | | | | | | | | |
|--|------|------|------|------|------|------|------|------|------|------|--------------|------|
| Skating Skills | 1.60 | 5.00 | 4.75 | 4.50 | 4.50 | 5.00 | 4.50 | 4.50 | 4.50 | 4.75 | 5.00 | 4.71 |
| Transition / Linking Footwork | 1.60 | 4.75 | 4.50 | 4.25 | 4.25 | 4.75 | 4.25 | 4.25 | 4.25 | 4.50 | 4.25 | 4.39 |
| Performance / Execution | 1.60 | 4.50 | 4.50 | 4.50 | 4.25 | 5.00 | 4.25 | 4.50 | 4.50 | 5.00 | 4.54 | |
| Choreography / Composition | 1.60 | 4.50 | 4.50 | 4.75 | 4.00 | 4.75 | 4.50 | 4.50 | 4.75 | 4.75 | 4.61 | |
| Interpretation | 1.60 | 4.25 | 4.75 | 4.50 | 4.00 | 5.00 | 4.25 | 4.75 | 4.50 | 4.50 | 4.50 | |
| Judges Total Program Component Score (factored) | | | | | | | | | | | 36.40 | |

Deductions:

0.00

x Credit for highlight distribution, base value multiplied by 1.1

ISU European Figure Skating Championships 2011

PAIRS FREE SKATING JUDGES DETAILS PER SKATER

| Rank | Name | Nation | Starting Number | Total Segment Score | Total Element Score | Total Program Component Score (factored) | Total Deductions |
|------|-----------------------------------|--------|-----------------|---------------------|---------------------|--|------------------|
| 13 | Natalja ZABIJAKO / Sergei KULBACH | EST | 1 | 71.46 | 37.81 | 34.65 | -1.00 |

| # | Executed Elements | Info | Base Value | GOE | The Judges Panel (in random order) | | | | | | | | | Ref | Scores of Panel |
|----|-------------------|------|--------------|-------|------------------------------------|----|----|----|----|----|----|----|----|-----|-----------------|
| 1 | 2LzTw1 | | 3.00 | 0.17 | 1 | 1 | 0 | 0 | 1 | 1 | 0 | 0 | 1 | | 3.17 |
| 2 | 3T+COMBO | | 4.10 | -2.10 | -3 | -3 | -3 | -3 | -3 | -3 | -3 | -3 | -3 | | 2.00 |
| 3 | 5ALi2 | | 5.50 | 0.50 | 1 | 1 | 0 | 1 | 1 | 1 | 0 | 1 | 0 | | 6.00 |
| 4 | 3LoTh | | 5.00 | 0.60 | 1 | 0 | 1 | 1 | 2 | 1 | 0 | 1 | 1 | | 5.60 |
| 5 | 5SLi2 | | 5.00 | 0.14 | 0 | 1 | 0 | 0 | 1 | 0 | 0 | 0 | 1 | | 5.14 |
| 6 | FCCoSp2 | | 2.50 | -0.21 | -1 | -1 | -1 | 0 | -1 | 0 | -1 | 0 | -1 | | 2.29 |
| 7 | 3STh | | 4.95 x | -0.60 | -1 | -2 | -1 | 0 | -1 | 0 | -1 | -1 | -1 | | 4.35 |
| 8 | 1A | | 1.21 x | -0.46 | -2 | -2 | -2 | -3 | -2 | -2 | -2 | -3 | -3 | | 0.75 |
| 9 | ChSp1 | | 2.00 | 0.00 | 0 | 0 | 0 | 0 | 1 | 0 | 0 | 0 | 0 | | 2.00 |
| 10 | 3Li2 | | 3.30 x | 0.21 | 1 | 1 | 0 | 0 | 1 | 0 | 0 | 1 | 0 | | 3.51 |
| 11 | FiDs1 | | 2.80 | 0.20 | 1 | 0 | 1 | 0 | 1 | 0 | -1 | 0 | 0 | | 3.00 |
| 12 | PCoSp | | 0.00 | 0.00 | - | - | - | - | - | - | - | - | - | | 0.00 |
| | | | 39.36 | | | | | | | | | | | | 37.81 |

Program Components

| | Factor | | | | | | | | | | | | | |
|--|--------|------|------|------|------|------|------|------|------|------|--|--|--|--------------|
| Skating Skills | 1.60 | 4.75 | 5.25 | 4.25 | 4.50 | 4.50 | 4.25 | 4.50 | 4.75 | 4.25 | | | | 4.50 |
| Transition / Linking Footwork | 1.60 | 4.50 | 4.75 | 3.75 | 4.25 | 4.00 | 3.75 | 4.00 | 4.25 | 4.00 | | | | 4.11 |
| Performance / Execution | 1.60 | 4.25 | 5.00 | 4.00 | 4.50 | 4.50 | 4.25 | 4.25 | 4.25 | 4.50 | | | | 4.36 |
| Choreography / Composition | 1.60 | 4.50 | 4.75 | 4.50 | 4.25 | 4.50 | 4.00 | 4.25 | 4.00 | 4.50 | | | | 4.36 |
| Interpretation | 1.60 | 4.75 | 5.00 | 4.25 | 4.25 | 4.25 | 3.75 | 4.50 | 3.75 | 4.50 | | | | 4.32 |
| Judges Total Program Component Score (factored) | | | | | | | | | | | | | | 34.65 |

Deductions:

Falls: -1.00 -1.00

x Credit for highlight distribution, base value multiplied by 1.1

| Rank | Name | Nation | Starting Number | Total Segment Score | Total Element Score | Total Program Component Score (factored) | Total Deductions |
|------|-------------------------------|--------|-----------------|---------------------|---------------------|--|------------------|
| 14 | Sally HOOLIN / Jakub SAFRANEK | GBR | 2 | 67.75 | 35.07 | 32.68 | 0.00 |

| # | Executed Elements | Info | Base Value | GOE | The Judges Panel (in random order) | | | | | | | | | Ref | Scores of Panel |
|----|-------------------|------|--------------|-------|------------------------------------|----|----|----|----|----|----|----|----|-----|-----------------|
| 1 | 2LzTw1 | | 3.00 | -0.13 | 0 | -1 | 0 | -1 | -1 | 0 | 0 | -1 | 0 | | 2.87 |
| 2 | 2LoTh | | 3.00 | 0.00 | 0 | 0 | 0 | 0 | 0 | 0 | 0 | -1 | 0 | | 3.00 |
| 3 | 5TLi1 | | 4.50 | 0.00 | 0 | 0 | 0 | 0 | 0 | 0 | 0 | 0 | 0 | | 4.50 |
| 4 | 2F+1A+SEQ | | 2.32 | 0.04 | 1 | 0 | 0 | 0 | 0 | 0 | 0 | 0 | 1 | | 2.36 |
| 5 | FCCoSp4 | | 3.50 | 0.00 | 0 | 0 | 0 | 0 | 1 | 0 | 0 | 0 | 0 | | 3.50 |
| 6 | 5ALi1 | | 5.00 | -0.50 | 0 | 0 | -1 | -1 | -1 | 0 | -1 | -1 | -1 | | 4.50 |
| 7 | 3STh | | 4.95 x | -0.10 | 1 | 0 | 0 | 0 | -1 | 0 | 0 | -1 | 0 | | 4.85 |
| 8 | 2Lz<< | e | 0.66 x | -0.30 | -2 | -3 | -3 | -3 | -3 | -3 | -3 | -3 | -3 | | 0.36 |
| 9 | 3Li1 | | 2.75 x | -0.79 | -2 | -1 | -2 | -1 | -2 | -1 | -2 | -2 | -1 | | 1.96 |
| 10 | ChSp1 | | 2.00 | -0.07 | -1 | 0 | 0 | 0 | 0 | 0 | 0 | -1 | 1 | | 1.93 |
| 11 | FiDs1 | | 2.80 | -0.30 | 0 | 0 | 0 | -1 | -1 | 0 | -1 | 0 | -1 | | 2.50 |
| 12 | PCoSp1 | | 3.00 | -0.26 | -1 | -1 | -1 | -1 | -1 | 0 | -1 | 0 | -1 | | 2.74 |
| | | | 37.48 | | | | | | | | | | | | 35.07 |

Program Components

| | Factor | | | | | | | | | | | | | |
|--|--------|------|------|------|------|------|------|------|------|------|--|--|--|--------------|
| Skating Skills | 1.60 | 4.50 | 4.25 | 4.25 | 3.75 | 4.25 | 4.50 | 4.25 | 4.00 | 4.00 | | | | 4.21 |
| Transition / Linking Footwork | 1.60 | 4.25 | 4.00 | 3.75 | 3.50 | 4.25 | 4.00 | 4.00 | 3.50 | 4.50 | | | | 3.96 |
| Performance / Execution | 1.60 | 4.50 | 3.75 | 4.00 | 3.50 | 4.00 | 4.25 | 4.25 | 4.00 | 4.25 | | | | 4.07 |
| Choreography / Composition | 1.60 | 4.50 | 4.00 | 3.75 | 3.25 | 4.50 | 4.25 | 4.00 | 4.25 | 4.50 | | | | 4.18 |
| Interpretation | 1.60 | 4.25 | 3.75 | 4.00 | 3.25 | 4.00 | 4.25 | 4.00 | 4.00 | 4.00 | | | | 4.00 |
| Judges Total Program Component Score (factored) | | | | | | | | | | | | | | 32.68 |

Deductions:

0.00

<< Downgraded jump x Credit for highlight distribution, base value multiplied by 1.1 e Jump take off with wrong edge

ISU European Figure Skating Championships 2011

PAIRS FREE SKATING JUDGES DETAILS PER SKATER

| Rank | Name | Nation | Starting Number | Total Segment Score | Total Element Score | Program Component Score (factored) | Total Deductions |
|------|--------------------------------|--------|-----------------|---------------------|---------------------|------------------------------------|------------------|
| 15 | Stina MARTINI / Severin KIEFER | AUT | 3 | 66.13 | 35.66 | 30.47 | 0.00 |

| # | Executed Elements | Info | Base Value | GOE | The Judges Panel (in random order) | | | | | | | | | | Ref | Scores of Panel |
|----|-------------------|------|--------------|-------|------------------------------------|----|----|----|----|----|----|----|----|----|------|-----------------|
| 1 | 2LzTw1 | | 3.00 | -0.60 | -2 | -1 | -2 | -2 | -2 | -2 | -2 | -2 | -2 | -2 | | 2.40 |
| 2 | 3STh | | 4.50 | -1.40 | -2 | -2 | -2 | -2 | -2 | -2 | -2 | -2 | -2 | -2 | | 3.10 |
| 3 | 5TLi2 | | 5.00 | -0.43 | -1 | -1 | 0 | 0 | -2 | -1 | -1 | -1 | -1 | | 4.57 | |
| 4 | 2F | | 1.80 | 0.13 | 0 | 1 | 0 | 1 | 1 | 1 | 0 | 0 | 0 | | 1.93 | |
| 5 | FCCoSp3 | | 3.00 | -0.13 | 0 | 0 | 0 | 0 | -1 | 0 | -1 | -1 | -1 | | 2.87 | |
| 6 | 4Li1 | | 2.50 | -0.71 | -2 | -1 | -1 | -2 | -2 | -2 | -1 | -1 | -1 | | 1.79 | |
| 7 | 2TTh | | 2.86 x | -0.50 | -1 | -1 | -1 | -1 | -2 | -1 | -1 | -1 | 0 | | 2.36 | |
| 8 | FiDs1 | | 2.80 | 0.00 | 0 | 1 | 0 | 0 | -1 | 0 | 0 | 0 | 0 | | 2.80 | |
| 9 | ChSp1 | | 2.00 | 0.00 | 0 | 0 | 0 | 0 | 0 | 0 | 0 | 0 | 1 | | 2.00 | |
| 10 | 3Li1 | | 2.75 x | -0.43 | -2 | -1 | -1 | -1 | -1 | 0 | 0 | -1 | -1 | | 2.32 | |
| 11 | 2F+2T+2T | | 5.06 x | -0.04 | 0 | 0 | 0 | 0 | 0 | 0 | -1 | 0 | -1 | | 5.02 | |
| 12 | PCoSp4 | | 4.50 | 0.00 | 0 | 0 | 0 | 0 | 1 | 0 | 0 | 0 | 0 | | 4.50 | |
| | | | 39.77 | | | | | | | | | | | | | 35.66 |

Program Components

| Program Components | Factor | The Judges Panel (in random order) | | | | | | | | | | Ref | Scores of Panel |
|--|--------|------------------------------------|------|------|------|------|------|------|------|------|--|------|-----------------|
| Skating Skills | 1.60 | 3.75 | 4.00 | 3.50 | 3.75 | 3.50 | 4.25 | 4.25 | 4.00 | 3.75 | | 3.86 | |
| Transition / Linking Footwork | 1.60 | 3.75 | 3.75 | 3.25 | 3.50 | 3.50 | 4.00 | 3.75 | 3.75 | 3.50 | | 3.64 | |
| Performance / Execution | 1.60 | 3.75 | 4.00 | 3.00 | 3.75 | 3.75 | 4.25 | 4.00 | 3.25 | 3.75 | | 3.75 | |
| Choreography / Composition | 1.60 | 4.25 | 4.00 | 3.25 | 4.00 | 4.00 | 4.50 | 4.00 | 3.75 | 3.50 | | 3.93 | |
| Interpretation | 1.60 | 4.50 | 3.75 | 3.00 | 3.75 | 3.75 | 4.00 | 4.25 | 3.75 | 3.75 | | 3.86 | |
| Judges Total Program Component Score (factored) | | | | | | | | | | | | | 30.47 |

Deductions:

0.00

x Credit for highlight distribution, base value multiplied by 1.1

Printed: 1/27/2011 10:17:15PM



ISU European Figure Skating Championships 2011

ICE DANCE

| | | |
|--------------------------|----------------------------|---------------------------|
| PostFinance Arena | 26 Jan 2011 28 Jan 2011 | Short Dance Free Dance |
|--------------------------|----------------------------|---------------------------|

| | | |
|------------------------|---|-----------|
| Size of Skating Area | : | 30m*60m |
| Ice Conditions | : | very good |
| Number of Entries | : | 21 |
| Number of Participants | : | 21 |

| | | |
|-----------------|---|--|
| Entry Withdrawn | : | |
|-----------------|---|--|

| | | | |
|----------------------------------|--|------|-------------|
| Short Dance | | | |
| Duration | : | 2:50 | + - 10 Sec. |
| Segment Factor | : | 1.00 | |
| Program Component Factors | | | |
| | Skating Skills | | 0.80 |
| | Transitions/Linking Footwork/Movements | | 0.70 |
| | Performance/Execution | | 0.70 |
| | Composition/Choreography | | 0.80 |
| | Interpretation/Timing | | 1.00 |

| | | | |
|-----------------------------------|--|------|-------------|
| Free Dance | | | |
| Duration | : | 4:00 | + - 10 Sec. |
| Segment Factor | : | 1.00 | |
| Program Components Factors | | | |
| | Skating Skills | | 1.25 |
| | Transitions/Linking Footwork/Movements | | 1.75 |
| | Performance/Execution | | 1.00 |
| | Composition/Choreography | | 1.00 |
| | Interpretation/Timing | | 1.00 |

Official ISU Sponsors





ISU European Figure Skating Championships 2011

PANEL OF JUDGES

ICE DANCE - SHORT DANCE

Officials

| | | |
|---------------------------------------|-------------------------|-----|
| Technical Controller | Mr. Gilles VANDENBROECK | ISU |
| Technical Specialist | Mr. Shae ZUKIWSKY | ISU |
| Assistant Technical Specialist | Mr. Thomas RAUER | ISU |

Judges

| | | |
|----------------|--------------------------|-----|
| Referee | Ms. Maria MILLER | ISU |
| Judges | Mr. Allan BÖHM | ISU |
| | Ms. Rossella CECCATTINI | ISU |
| | Ms. Elena FOMINA | ISU |
| | Mr. Alexandre GOROJDANOV | ISU |
| | Ms. Christl HEIDLER | ISU |
| | Ms. Irina MEDVEDEVA | ISU |
| | Ms. Jarmila PORTOVA | ISU |
| | Ms. Julia SEMJONOVA | ISU |
| | Ms. Erica SONDEREGGER | ISU |

Data/Replay Operator

| | | |
|--|---------------------|-----|
| | Mr. Roumen JORDANOV | ISU |
| | Mr. Ronny BANFI | ISU |

printed at: 28/01/2011 10:59:47

Official ISU Sponsors





ISU European Figure Skating Championships 2011

PANEL OF JUDGES

ICE DANCE - FREE DANCE

Officials

| | | |
|---------------------------------------|-------------------------|-----|
| Technical Controller | Mr. Gilles VANDENBROECK | ISU |
| Technical Specialist | Mr. Shae ZUKIWSKY | ISU |
| Assistant Technical Specialist | Mr. Thomas RAUER | ISU |

Judges

| | | |
|----------------|---------------------|-----|
| Referee | Ms. Maria MILLER | ISU |
| Judges | Mr. Allan BÖHM | ISU |
| | Ms. Elena FOMINA | ISU |
| | Ms. Christl HEIDLER | ISU |
| | Mr. Garry HOPPE | ISU |
| | Ms. Irina MEDVEDEVA | ISU |
| | Ms. Jarmila PORTOVA | ISU |
| | Ms. Julia SEMJONOVA | ISU |
| | Mr. Szilard TOTH | ISU |
| | Ms. Brigitte WENDT | ISU |


Data/Replay Operator

| | | |
|--|---------------------|-----|
| | Mr. Roumen JORDANOV | ISU |
| | Mr. Ronny BANFI | ISU |

printed at: 28/01/2011 20:04:02

Official ISU Sponsors





Podium

Ice Dance



1st place

**Nathalie PECHALAT / Fabian BOURZAT
FRA**

2nd place

**Ekaterina BOBROVA / Dimitri SOLOVIEV
RUS**

3rd place

**Sinead KERR / John KERR
GBR**

Official ISU Sponsors



CITIZEN®

GUINOT





ISU European Figure Skating Championships 2011

RESULTS

ICE DANCE FINAL RESULT

| Pl. | Name | Nation | Total Score | SD | FD |
|-------------------|--|--------|-------------|----|----|
| 1 | Nathalie PECHALAT / Fabian BOURZAT | FRA | 167.40 | 1 | 1 |
| 2 | Ekaterina BOBROVA / Dmitri SOLOVIEV | RUS | 161.14 | 2 | 2 |
| 3 | Sinead KERR / John KERR | GBR | 157.49 | 3 | 3 |
| 4 | Elena ILINYKH / Nikita KATSALAPOV | RUS | 153.48 | 4 | 4 |
| 5 | Federica FAIELLA / Massimo SCALI | ITA | 145.92 | 9 | 5 |
| 6 | Ekaterina RIAZANOVA / Iliia TKACHENKO | RUS | 145.05 | 5 | 6 |
| 7 | Nelli ZHIGANSHINA / Alexander GAZSI | GER | 140.69 | 7 | 7 |
| 8 | Nora HOFFMANN / Maxim ZAVOZIN | HUN | 140.30 | 6 | 8 |
| 9 | Pernelle CARRON / Lloyd JONES | FRA | 135.41 | 8 | 10 |
| 10 | Lucie MYSLIVECKOVA / Matej NOVAK | CZE | 135.35 | 10 | 9 |
| 11 | Siobhan HEEKIN-CANEDY / Alexander SHAKALOV | UKR | 123.27 | 11 | 11 |
| 12 | Isabella TOBIAS / Deividas STAGNIUNAS | LTU | 121.36 | 12 | 13 |
| 13 | Nadezhda FROLENKOVA / Mikhail KASALO | UKR | 120.86 | 13 | 12 |
| 14 | Penny COOMES / Nicholas BUCKLAND | GBR | 116.47 | 18 | 14 |
| 15 | Sara HURTADO / Adria DIAZ | ESP | 115.81 | 17 | 15 |
| 16 | Lorenza ALESSANDRINI / Simone VATURI | ITA | 115.35 | 14 | 18 |
| 17 | Allison REED / Otar JAPARIDZE | GEO | 114.73 | 16 | 17 |
| 18 | Federica TESTA / Christopher MIOR | ITA | 112.64 | 15 | 19 |
| 19 | Ramona ELSENER / Florian ROOST | SUI | 111.86 | 19 | 16 |
| 20 | Brooke Elizabeth FRIELING / Lionel RUMI | ISR | 99.63 | 20 | 20 |
| Final not Reached | | | | | |
| | Irina SHTORK / Taavi RAND | EST | 38.76 | 21 | |

Ms. Maria MILLER ISU

Referee

Printed: 1/28/2011 10:23:58PM

Mr. Gilles VANDENBROECK ISU

Technical Controller

Official ISU Sponsors





ISU European Figure Skating Championships 2011

RESULTS

ICE DANCE SHORT DANCE

| Pl. | Name | Nation | Total Segment Score |
|-----|--|--------|---------------------|
| 1 | Nathalie PECHALAT / Fabian BOURZAT | FRA | 66.91 |
| 2 | Ekaterina BOBROVA / Dmitri SOLOVIEV | RUS | 65.46 |
| 3 | Sinead KERR / John KERR | GBR | 62.87 |
| 4 | Elena ILINYKH / Nikita KATSALAPOV | RUS | 60.93 |
| 5 | Ekaterina RIAZANOVA / Ilia TKACHENKO | RUS | 60.91 |
| 6 | Nora HOFFMANN / Maxim ZAVOZIN | HUN | 58.00 |
| 7 | Nelli ZHIGANSHINA / Alexander GAZSI | GER | 57.82 |
| 8 | Pernelle CARRON / Lloyd JONES | FRA | 57.23 |
| 9 | Federica FAIELLA / Massimo SCALI | ITA | 57.18 |
| 10 | Lucie MYSLIVECKOVA / Matej NOVAK | CZE | 54.37 |
| 11 | Siobhan HEEKIN-CANEDY / Alexander SHAKALOV | UKR | 49.15 |
| 12 | Isabella TOBIAS / Deividas STAGNIUNAS | LTU | 49.00 |
| 13 | Nadezhda FROLENKOVA / Mikhail KASALO | UKR | 47.73 |
| 14 | Lorenza ALESSANDRINI / Simone VATURI | ITA | 47.69 |
| 15 | Federica TESTA / Christopher MIOR | ITA | 47.52 |
| 16 | Allison REED / Otar JAPARIDZE | GEO | 46.86 |
| 17 | Sara HURTADO / Adria DIAZ | ESP | 44.84 |
| 18 | Penny COOMES / Nicholas BUCKLAND | GBR | 44.78 |
| 19 | Ramona ELSENER / Florian ROOST | SUI | 42.35 |
| 20 | Brooke Elizabeth FRIELING / Lionel RUMI | ISR | 41.69 |
| 21 | Irina SHTORK / Taavi RAND | EST | 38.76 |

Printed: 1/26/2011 5:30:21PM

Official ISU Sponsors



CITIZEN®

GUINOT



ISU European Figure Skating Championships 2011

ICE DANCE SHORT DANCE JUDGES DETAILS PER SKATER

| Rank | Name | Nation | Starting Number | Total Segment Score | Total Element Score | Total Program Component Score (factored) | Total Deductions |
|------|------------------------------------|--------|-----------------|---------------------|---------------------|--|------------------|
| 1 | Nathalie PECHALAT / Fabian BOURZAT | FRA | 21 | 66.91 | 34.13 | 32.78 | 0.00 |

| # | Executed Elements | Info | Base Value | GOE | The Judges Panel (in random order) | | | | | | | | Ref | Scores of Panel | |
|---|-------------------|------|--------------|------|------------------------------------|---|---|---|---|---|---|---|-----|-----------------|------|
| 1 | STw4 | | 6.00 | 0.64 | 2 | 1 | 1 | 1 | 1 | 1 | 2 | 1 | 2 | | 6.64 |
| 2 | NtMiSt3 | | 6.50 | 1.71 | 2 | 2 | 2 | 2 | 2 | 1 | 2 | 1 | 1 | | 8.21 |
| 3 | GW2Se3 | | 7.00 | 0.64 | 1 | 1 | 1 | 2 | 1 | 1 | 2 | 2 | 1 | | 7.64 |
| 4 | GW1Se4 | | 6.00 | 0.64 | 1 | 1 | 1 | 2 | 1 | 1 | 2 | 2 | 1 | | 6.64 |
| 5 | RoLi4 | | 4.00 | 1.00 | 2 | 2 | 2 | 2 | 2 | 2 | 2 | 1 | 2 | | 5.00 |
| | | | 29.50 | | | | | | | | | | | 34.13 | |

Program Components

| | Factor | | | | | | | | | | | |
|--|--------|------|------|------|------|------|------|------|------|------|--|--------------|
| Skating Skills | 0.80 | 8.50 | 8.25 | 8.25 | 8.50 | 8.25 | 8.25 | 7.75 | 8.00 | 8.50 | | 8.29 |
| Linking Footwork / Movement | 0.70 | 8.25 | 8.00 | 7.50 | 8.25 | 8.25 | 8.00 | 8.00 | 7.25 | 8.00 | | 8.00 |
| Performance | 0.70 | 8.50 | 8.25 | 8.25 | 8.50 | 8.25 | 8.25 | 8.25 | 8.00 | 8.25 | | 8.29 |
| Choreography | 0.80 | 9.00 | 8.50 | 7.75 | 8.50 | 8.50 | 8.00 | 8.00 | 7.50 | 8.00 | | 8.18 |
| Interpretation / Timing | 1.00 | 8.75 | 8.25 | 7.75 | 8.25 | 8.50 | 8.50 | 8.00 | 7.75 | 8.25 | | 8.21 |
| Judges Total Program Component Score (factored) | | | | | | | | | | | | 32.78 |

Deductions:

0.00

| Rank | Name | Nation | Starting Number | Total Segment Score | Total Element Score | Total Program Component Score (factored) | Total Deductions |
|------|-------------------------------------|--------|-----------------|---------------------|---------------------|--|------------------|
| 2 | Ekaterina BOBROVA / Dmitri SOLOVIEV | RUS | 18 | 65.46 | 34.07 | 31.39 | 0.00 |

| # | Executed Elements | Info | Base Value | GOE | The Judges Panel (in random order) | | | | | | | | Ref | Scores of Panel | |
|---|-------------------|------|--------------|------|------------------------------------|---|---|---|---|---|---|---|-----|-----------------|------|
| 1 | STw4 | | 6.00 | 0.79 | 2 | 1 | 1 | 2 | 1 | 2 | 1 | 2 | 2 | | 6.79 |
| 2 | NtMiSt3 | | 6.50 | 1.71 | 2 | 2 | 2 | 2 | 1 | 1 | 2 | 2 | 1 | | 8.21 |
| 3 | GW1Se4 | | 6.00 | 0.57 | 1 | 2 | 1 | 1 | 1 | 1 | 1 | 1 | 2 | | 6.57 |
| 4 | GW2Se3 | | 7.00 | 0.64 | 1 | 2 | 1 | 2 | 1 | 1 | 2 | 1 | 1 | | 7.64 |
| 5 | RoLi4 | | 4.00 | 0.86 | 2 | 1 | 2 | 2 | 2 | 2 | 1 | 2 | 1 | | 4.86 |
| 6 | Li+TRANS | | 0.00 | 0.00 | - | - | - | - | - | - | - | - | - | | 0.00 |
| | | | 29.50 | | | | | | | | | | | 34.07 | |

Program Components

| | Factor | | | | | | | | | | | |
|--|--------|------|------|------|------|------|------|------|------|------|--|--------------|
| Skating Skills | 0.80 | 8.00 | 7.75 | 8.00 | 8.00 | 8.00 | 7.50 | 7.50 | 7.75 | 7.75 | | 7.82 |
| Linking Footwork / Movement | 0.70 | 7.75 | 7.50 | 8.00 | 7.75 | 7.75 | 6.00 | 7.00 | 7.50 | 7.50 | | 7.54 |
| Performance | 0.70 | 8.25 | 8.00 | 8.00 | 8.00 | 8.00 | 8.00 | 7.00 | 8.00 | 8.00 | | 8.00 |
| Choreography | 0.80 | 8.00 | 8.00 | 8.25 | 7.75 | 8.00 | 6.75 | 7.00 | 8.50 | 8.00 | | 7.86 |
| Interpretation / Timing | 1.00 | 8.25 | 8.25 | 8.25 | 8.00 | 8.25 | 7.25 | 7.25 | 8.00 | 7.75 | | 7.96 |
| Judges Total Program Component Score (factored) | | | | | | | | | | | | 31.39 |

Deductions:

0.00

| Rank | Name | Nation | Starting Number | Total Segment Score | Total Element Score | Total Program Component Score (factored) | Total Deductions |
|------|-------------------------|--------|-----------------|---------------------|---------------------|--|------------------|
| 3 | Sinead KERR / John KERR | GBR | 13 | 62.87 | 32.00 | 30.87 | 0.00 |

| # | Executed Elements | Info | Base Value | GOE | The Judges Panel (in random order) | | | | | | | | Ref | Scores of Panel | |
|---|-------------------|------|--------------|------|------------------------------------|---|---|---|---|---|---|---|-----|-----------------|------|
| 1 | RoLi4 | | 4.00 | 1.00 | 2 | 2 | 2 | 1 | 2 | 2 | 2 | 2 | 2 | | 5.00 |
| 2 | GW1Se3 | | 5.00 | 0.57 | 1 | 2 | 1 | 1 | 2 | 1 | 1 | 1 | 1 | | 5.57 |
| 3 | GW2Se3 | | 7.00 | 0.57 | 1 | 2 | 1 | 1 | 2 | 1 | 1 | 0 | 1 | | 7.57 |
| 4 | Li+TRANS | | 0.00 | 0.00 | - | - | - | - | - | - | - | - | - | | 0.00 |
| 5 | STw3 | | 5.00 | 0.50 | 0 | 1 | 1 | 1 | 1 | 1 | 1 | 1 | 2 | | 5.50 |
| 6 | NtMiSt3 | | 6.50 | 1.86 | 2 | 2 | 1 | 2 | 2 | 2 | 2 | 1 | 2 | | 8.36 |
| | | | 27.50 | | | | | | | | | | | 32.00 | |

Program Components

| | Factor | | | | | | | | | | | |
|--|--------|------|------|------|------|------|------|------|------|------|--|--------------|
| Skating Skills | 0.80 | 7.75 | 7.75 | 7.50 | 7.50 | 8.00 | 7.75 | 7.75 | 7.25 | 7.25 | | 7.61 |
| Linking Footwork / Movement | 0.70 | 7.50 | 7.75 | 7.50 | 7.00 | 7.75 | 7.50 | 7.50 | 7.25 | 6.75 | | 7.43 |
| Performance | 0.70 | 7.75 | 8.25 | 7.75 | 7.75 | 8.00 | 8.00 | 8.00 | 8.00 | 7.75 | | 7.89 |
| Choreography | 0.80 | 8.00 | 8.00 | 7.75 | 7.50 | 8.00 | 7.75 | 7.75 | 7.50 | 7.50 | | 7.75 |
| Interpretation / Timing | 1.00 | 7.75 | 8.25 | 7.75 | 8.00 | 7.75 | 7.75 | 7.75 | 7.75 | 8.25 | | 7.86 |
| Judges Total Program Component Score (factored) | | | | | | | | | | | | 30.87 |

Deductions:

0.00

ISU European Figure Skating Championships 2011

ICE DANCE SHORT DANCE JUDGES DETAILS PER SKATER

| Rank | Name | Nation | Starting Number | Total Segment Score | Total Element Score | Total Program Component Score (factored) | Total Deductions |
|------|-----------------------------------|--------|-----------------|---------------------|---------------------|--|------------------|
| 4 | Elena ILINYKH / Nikita KATSALAPOV | RUS | 20 | 60.93 | 31.79 | 29.14 | 0.00 |

| # | Executed Elements | Info | Base Value | GOE | The Judges Panel (in random order) | | | | | | | | Ref | Scores of Panel | |
|---|-------------------|------|--------------|------|------------------------------------|---|---|---|---|---|---|---|-----|-----------------|------|
| 1 | STw4 | | 6.00 | 1.00 | 2 | 1 | 1 | 2 | 2 | 3 | 2 | 3 | 2 | | 7.00 |
| 2 | GW1Se3 | | 5.00 | 0.36 | 1 | 1 | 0 | 0 | 1 | 0 | 1 | 1 | 1 | | 5.36 |
| 3 | GW2Se2 | | 6.00 | 0.29 | 1 | 0 | 0 | 1 | 1 | 0 | 1 | 0 | 1 | | 6.29 |
| 4 | SILi4 | | 4.00 | 0.93 | 2 | 1 | 1 | 1 | 2 | 3 | 2 | 2 | 3 | | 4.93 |
| 5 | NtMiSt3 | | 6.50 | 1.71 | 2 | 1 | 1 | 2 | 2 | 2 | 2 | 2 | 1 | | 8.21 |
| 6 | Li+TRANS | | 0.00 | 0.00 | - | - | - | - | - | - | - | - | - | | 0.00 |
| | | | 27.50 | | | | | | | | | | | 31.79 | |

Program Components

| | Factor | | | | | | | | | | | |
|---|--------|------|------|------|------|------|------|------|------|------|--|--------------|
| Skating Skills | 0.80 | 8.00 | 7.00 | 6.50 | 7.25 | 7.25 | 7.75 | 7.00 | 7.75 | 7.50 | | 7.36 |
| Linking Footwork / Movement | 0.70 | 6.50 | 6.75 | 6.50 | 7.00 | 7.00 | 7.25 | 6.75 | 7.50 | 7.25 | | 6.93 |
| Performance | 0.70 | 8.00 | 7.00 | 6.50 | 7.50 | 7.25 | 7.50 | 7.50 | 8.00 | 7.75 | | 7.50 |
| Choreography | 0.80 | 7.25 | 7.25 | 6.50 | 7.00 | 7.00 | 8.00 | 7.00 | 7.75 | 7.75 | | 7.29 |
| Interpretation / Timing | 1.00 | 7.50 | 7.25 | 6.25 | 7.50 | 6.75 | 7.50 | 7.00 | 7.75 | 7.75 | | 7.32 |
| Judges Total Program Component Score (factored) | | | | | | | | | | | | 29.14 |

Deductions:

0.00

| Rank | Name | Nation | Starting Number | Total Segment Score | Total Element Score | Total Program Component Score (factored) | Total Deductions |
|------|--------------------------------------|--------|-----------------|---------------------|---------------------|--|------------------|
| 5 | Ekaterina RIAZANOVA / Ilia TKACHENKO | RUS | 17 | 60.91 | 32.50 | 28.41 | 0.00 |

| # | Executed Elements | Info | Base Value | GOE | The Judges Panel (in random order) | | | | | | | | Ref | Scores of Panel | |
|---|-------------------|------|--------------|------|------------------------------------|---|---|---|---|---|---|---|-----|-----------------|------|
| 1 | NtMiSt3 | | 6.50 | 1.00 | 2 | 1 | 1 | 1 | 1 | 1 | 1 | 1 | 1 | | 7.50 |
| 2 | GW1Se4 | | 6.00 | 0.50 | 1 | 2 | 1 | 1 | 1 | 1 | 1 | 0 | 1 | | 6.50 |
| 3 | GW2Se3 | | 7.00 | 0.36 | 1 | 1 | 1 | 1 | 1 | 0 | 0 | 0 | | 7.36 | |
| 4 | STw4 | | 6.00 | 0.64 | 1 | 1 | 1 | 2 | 1 | 2 | 1 | 2 | 1 | | 6.64 |
| 5 | RoLi4 | | 4.00 | 0.50 | 1 | 2 | 1 | 1 | 2 | 0 | 0 | 1 | 1 | | 4.50 |
| | | | 29.50 | | | | | | | | | | | 32.50 | |

Program Components

| | Factor | | | | | | | | | | | |
|---|--------|------|------|------|------|------|------|------|------|------|--|--------------|
| Skating Skills | 0.80 | 7.00 | 7.00 | 7.50 | 7.75 | 7.25 | 6.25 | 6.50 | 7.00 | 7.25 | | 7.07 |
| Linking Footwork / Movement | 0.70 | 7.00 | 6.75 | 7.00 | 7.50 | 7.00 | 5.25 | 6.25 | 6.75 | 7.25 | | 6.86 |
| Performance | 0.70 | 7.25 | 7.00 | 7.50 | 7.75 | 7.50 | 6.50 | 6.75 | 7.25 | 7.50 | | 7.25 |
| Choreography | 0.80 | 7.00 | 6.75 | 8.00 | 8.00 | 7.25 | 6.00 | 6.50 | 6.75 | 7.50 | | 7.11 |
| Interpretation / Timing | 1.00 | 6.75 | 7.00 | 7.75 | 7.75 | 7.50 | 7.00 | 6.50 | 7.00 | 7.25 | | 7.18 |
| Judges Total Program Component Score (factored) | | | | | | | | | | | | 28.41 |

Deductions:

0.00

| Rank | Name | Nation | Starting Number | Total Segment Score | Total Element Score | Total Program Component Score (factored) | Total Deductions |
|------|-------------------------------|--------|-----------------|---------------------|---------------------|--|------------------|
| 6 | Nora HOFFMANN / Maxim ZAVOZIN | HUN | 14 | 58.00 | 29.79 | 28.21 | 0.00 |

| # | Executed Elements | Info | Base Value | GOE | The Judges Panel (in random order) | | | | | | | | Ref | Scores of Panel | |
|---|-------------------|------|--------------|------|------------------------------------|---|----|---|---|---|---|---|-----|-----------------|------|
| 1 | NtMiSt3 | | 6.50 | 0.86 | 1 | 1 | 1 | 1 | 1 | 1 | 0 | 1 | 0 | | 7.36 |
| 2 | GW2Se2 | | 6.00 | 0.43 | 2 | 1 | 0 | 0 | 1 | 1 | 2 | 1 | 0 | | 6.43 |
| 3 | GW1Se4 | | 6.00 | 0.36 | 2 | 1 | 0 | 0 | 1 | 1 | 1 | 1 | 0 | | 6.36 |
| 4 | STw3 | | 5.00 | 0.07 | 1 | 0 | -1 | 0 | 0 | 0 | 1 | 0 | 0 | | 5.07 |
| 5 | RoLi4 | | 4.00 | 0.57 | 2 | 1 | 2 | 1 | 1 | 1 | 1 | 1 | 1 | | 4.57 |
| | | | 27.50 | | | | | | | | | | | 29.79 | |

Program Components

| | Factor | | | | | | | | | | | |
|---|--------|------|------|------|------|------|------|------|------|------|--|--------------|
| Skating Skills | 0.80 | 7.00 | 6.25 | 6.50 | 7.00 | 7.50 | 6.75 | 7.25 | 7.50 | 7.25 | | 7.04 |
| Linking Footwork / Movement | 0.70 | 6.75 | 5.50 | 6.00 | 6.75 | 7.25 | 6.50 | 7.00 | 7.25 | 7.00 | | 6.75 |
| Performance | 0.70 | 7.00 | 7.00 | 6.25 | 7.00 | 7.50 | 7.00 | 7.75 | 7.50 | 6.75 | | 7.11 |
| Choreography | 0.80 | 7.00 | 6.25 | 6.00 | 7.50 | 7.75 | 6.75 | 8.25 | 7.50 | 7.00 | | 7.11 |
| Interpretation / Timing | 1.00 | 6.75 | 7.25 | 6.50 | 7.25 | 7.50 | 7.00 | 8.00 | 7.50 | 7.00 | | 7.18 |
| Judges Total Program Component Score (factored) | | | | | | | | | | | | 28.21 |

Deductions:

0.00

ISU European Figure Skating Championships 2011

ICE DANCE SHORT DANCE JUDGES DETAILS PER SKATER

| Rank | Name | Nation | Starting Number | Total Segment Score | Total Element Score | Total Program Component Score (factored) | Total Deductions |
|------|-------------------------------------|--------|-----------------|---------------------|---------------------|--|------------------|
| 7 | Nelli ZHIGANSHINA / Alexander GAZSI | GER | 9 | 57.82 | 32.50 | 25.32 | 0.00 |

| # | Executed Elements | Info | Base Value | GOE | The Judges Panel (in random order) | | | | | | | | | Ref | Scores of Panel |
|---|-------------------|------|--------------|------|------------------------------------|---|---|---|---|---|---|---|---|-----|-----------------|
| 1 | STw4 | | 6.00 | 0.79 | 2 | 2 | 2 | 2 | 1 | 1 | 2 | 1 | 1 | | 6.79 |
| 2 | NtMiSt3 | | 6.50 | 0.57 | 0 | 1 | 1 | 0 | 1 | 1 | 1 | 0 | 0 | | 7.07 |
| 3 | GW1Se4 | | 6.00 | 0.00 | 0 | 0 | 0 | 0 | 0 | 0 | 0 | 0 | 1 | | 6.00 |
| 4 | GW2Se4 | | 8.00 | 0.07 | 0 | 1 | 0 | 1 | 0 | 0 | 0 | 0 | 0 | | 8.07 |
| 5 | RoLi4 | | 4.00 | 0.57 | 1 | 2 | 1 | 1 | 1 | 1 | 1 | 2 | 1 | | 4.57 |
| | | | 30.50 | | | | | | | | | | | | 32.50 |

Program Components

| | Factor | | | | | | | | | | | |
|--|--------|------|------|------|------|------|------|------|------|------|--|--------------|
| Skating Skills | 0.80 | 6.50 | 6.00 | 6.50 | 6.50 | 6.25 | 6.25 | 5.75 | 6.50 | 5.75 | | 6.25 |
| Linking Footwork / Movement | 0.70 | 6.00 | 6.00 | 6.25 | 6.25 | 6.00 | 5.75 | 6.00 | 6.50 | 4.25 | | 6.04 |
| Performance | 0.70 | 6.50 | 6.75 | 6.75 | 6.75 | 6.75 | 6.00 | 5.75 | 6.75 | 5.75 | | 6.46 |
| Choreography | 0.80 | 7.25 | 6.00 | 6.75 | 6.50 | 7.00 | 6.25 | 6.25 | 6.00 | 6.00 | | 6.39 |
| Interpretation / Timing | 1.00 | 6.50 | 7.00 | 6.50 | 6.50 | 6.75 | 6.00 | 6.50 | 6.50 | 5.75 | | 6.46 |
| Judges Total Program Component Score (factored) | | | | | | | | | | | | 25.32 |

Deductions:

0.00

| Rank | Name | Nation | Starting Number | Total Segment Score | Total Element Score | Total Program Component Score (factored) | Total Deductions |
|------|-------------------------------|--------|-----------------|---------------------|---------------------|--|------------------|
| 8 | Pernelle CARRON / Lloyd JONES | FRA | 12 | 57.23 | 31.42 | 25.81 | 0.00 |

| # | Executed Elements | Info | Base Value | GOE | The Judges Panel (in random order) | | | | | | | | | Ref | Scores of Panel |
|---|-------------------|------|--------------|------|------------------------------------|---|---|---|---|----|---|---|---|-----|-----------------|
| 1 | STw4 | | 6.00 | 0.50 | 1 | 1 | 1 | 1 | 1 | 0 | 1 | 1 | 1 | | 6.50 |
| 2 | GW1Se4 | | 6.00 | 0.14 | 1 | 0 | 0 | 0 | 0 | 0 | 1 | 1 | 0 | | 6.14 |
| 3 | GW2Se3 | | 7.00 | 0.00 | 1 | 0 | 0 | 0 | 0 | 0 | 0 | 0 | 0 | | 7.00 |
| 4 | RoLi4 | | 4.00 | 0.57 | 1 | 1 | 1 | 1 | 2 | 1 | 2 | 1 | 1 | | 4.57 |
| 5 | NtMiSt3 | | 6.50 | 0.71 | 1 | 0 | 1 | 1 | 0 | -1 | 1 | 1 | 1 | | 7.21 |
| 6 | Li+TRANS | | 0.00 | 0.00 | - | - | - | - | - | - | - | - | - | | 0.00 |
| | | | 29.50 | | | | | | | | | | | | 31.42 |

Program Components

| | Factor | | | | | | | | | | | |
|--|--------|------|------|------|------|------|------|------|------|------|--|--------------|
| Skating Skills | 0.80 | 6.50 | 5.50 | 6.75 | 6.75 | 6.50 | 5.75 | 6.50 | 6.50 | 6.75 | | 6.46 |
| Linking Footwork / Movement | 0.70 | 6.50 | 4.50 | 6.50 | 6.50 | 6.25 | 5.75 | 6.25 | 6.25 | 6.00 | | 6.21 |
| Performance | 0.70 | 6.75 | 5.75 | 7.00 | 6.75 | 6.50 | 6.25 | 6.50 | 6.75 | 6.50 | | 6.57 |
| Choreography | 0.80 | 6.50 | 5.50 | 7.00 | 6.75 | 6.50 | 6.50 | 7.00 | 6.50 | 6.25 | | 6.57 |
| Interpretation / Timing | 1.00 | 6.75 | 5.75 | 6.75 | 6.75 | 6.25 | 6.00 | 6.75 | 6.75 | 5.75 | | 6.43 |
| Judges Total Program Component Score (factored) | | | | | | | | | | | | 25.81 |

Deductions:

0.00

| Rank | Name | Nation | Starting Number | Total Segment Score | Total Element Score | Total Program Component Score (factored) | Total Deductions |
|------|----------------------------------|--------|-----------------|---------------------|---------------------|--|------------------|
| 9 | Federica FAIELLA / Massimo SCALI | ITA | 19 | 57.18 | 26.75 | 30.43 | 0.00 |

| # | Executed Elements | Info | Base Value | GOE | The Judges Panel (in random order) | | | | | | | | | Ref | Scores of Panel |
|---|-------------------|------|--------------|-------|------------------------------------|----|----|----|----|----|----|----|----|-----|-----------------|
| 1 | STw1 | | 2.50 | -0.47 | -2 | -1 | -2 | -2 | -1 | -2 | -1 | -1 | -1 | | 2.03 |
| 2 | GW1Se4 | | 6.00 | 0.50 | 2 | 1 | 0 | 1 | 1 | 1 | 1 | 1 | 1 | | 6.50 |
| 3 | GW2Se3 | | 7.00 | 0.29 | 1 | 1 | 0 | 0 | 1 | 0 | 1 | 0 | 1 | | 7.29 |
| 4 | SILi2 | | 2.50 | 0.64 | 2 | 1 | 1 | 1 | 1 | 1 | 2 | 2 | 1 | | 3.14 |
| 5 | NtMiSt3 | | 6.50 | 1.29 | 2 | 1 | 1 | 1 | 2 | 1 | 1 | 1 | 2 | | 7.79 |
| 6 | Li+TRANS | | 0.00 | 0.00 | - | - | - | - | - | - | - | - | - | | 0.00 |
| | | | 24.50 | | | | | | | | | | | | 26.75 |

Program Components

| | Factor | | | | | | | | | | | |
|--|--------|------|------|------|------|------|------|------|------|------|--|--------------|
| Skating Skills | 0.80 | 8.00 | 8.00 | 7.00 | 7.00 | 7.50 | 7.75 | 7.75 | 7.75 | 7.25 | | 7.57 |
| Linking Footwork / Movement | 0.70 | 7.75 | 7.75 | 6.25 | 5.75 | 7.75 | 7.50 | 7.50 | 8.25 | 7.25 | | 7.39 |
| Performance | 0.70 | 8.00 | 7.75 | 6.00 | 6.50 | 7.75 | 7.25 | 7.75 | 7.75 | 7.50 | | 7.46 |
| Choreography | 0.80 | 8.00 | 8.50 | 6.75 | 7.25 | 8.25 | 7.50 | 8.00 | 8.25 | 7.25 | | 7.79 |
| Interpretation / Timing | 1.00 | 7.75 | 8.25 | 6.75 | 7.75 | 8.00 | 7.50 | 7.75 | 8.00 | 7.50 | | 7.75 |
| Judges Total Program Component Score (factored) | | | | | | | | | | | | 30.43 |

Deductions:

0.00

ISU European Figure Skating Championships 2011

ICE DANCE SHORT DANCE JUDGES DETAILS PER SKATER

| Rank | Name | Nation | Starting Number | Total Segment Score | Total Element Score | Total Program Component Score (factored) | Total Deductions |
|------|----------------------------------|--------|-----------------|---------------------|---------------------|--|------------------|
| 10 | Lucie MYSLIVECKOVA / Matej NOVAK | CZE | 15 | 54.37 | 29.50 | 25.87 | -1.00 |

| # | Executed Elements | Info | Base Value | GOE | The Judges Panel (in random order) | | | | | | | | | Ref | Scores of Panel |
|---|-------------------|------|--------------|-------|------------------------------------|----|----|----|----|----|----|----|----|-----|-----------------|
| 1 | GW2Se3 | | 7.00 | 0.29 | 0 | 1 | 1 | 1 | 0 | 0 | 1 | 1 | 0 | | 7.29 |
| 2 | GW1Se4 | | 6.00 | 0.50 | 1 | 1 | 1 | 1 | 1 | 1 | 1 | 1 | 0 | | 6.50 |
| 3 | NtMiSt3 | | 6.50 | 0.71 | 1 | 1 | 1 | 1 | 1 | 0 | 2 | 0 | 0 | | 7.21 |
| 4 | STw3 | | 5.00 | -1.00 | -2 | -2 | -2 | -2 | -2 | -2 | -3 | -2 | -2 | | 4.00 |
| 5 | RoLi4 | | 4.00 | 0.50 | 1 | 1 | 1 | 1 | 1 | 1 | 1 | 1 | 1 | | 4.50 |
| | | | 28.50 | | | | | | | | | | | | 29.50 |

Program Components

| | Factor | | | | | | | | | | | |
|--|--------|------|------|------|------|------|------|------|------|------|--|--------------|
| Skating Skills | 0.80 | 6.50 | 6.25 | 6.50 | 6.50 | 6.25 | 6.50 | 6.75 | 6.25 | 6.50 | | 6.43 |
| Linking Footwork / Movement | 0.70 | 6.25 | 6.75 | 6.25 | 5.75 | 6.25 | 6.25 | 6.50 | 6.50 | 6.25 | | 6.32 |
| Performance | 0.70 | 6.00 | 6.00 | 6.75 | 6.50 | 5.75 | 6.50 | 6.75 | 6.25 | 6.50 | | 6.36 |
| Choreography | 0.80 | 6.50 | 7.50 | 6.50 | 6.50 | 6.50 | 6.75 | 6.50 | 6.75 | 6.75 | | 6.61 |
| Interpretation / Timing | 1.00 | 6.25 | 6.75 | 6.50 | 6.75 | 6.00 | 6.50 | 6.75 | 6.50 | 6.75 | | 6.57 |
| Judges Total Program Component Score (factored) | | | | | | | | | | | | 25.87 |

Deductions: Falls: -1.00 -1.00

| Rank | Name | Nation | Starting Number | Total Segment Score | Total Element Score | Total Program Component Score (factored) | Total Deductions |
|------|--|--------|-----------------|---------------------|---------------------|--|------------------|
| 11 | Siobhan HEEKIN-CANEDY / Alexander SHAKALOV | UKR | 5 | 49.15 | 26.93 | 22.22 | 0.00 |

| # | Executed Elements | Info | Base Value | GOE | The Judges Panel (in random order) | | | | | | | | | Ref | Scores of Panel |
|---|-------------------|------|--------------|-------|------------------------------------|---|---|----|---|---|---|---|---|-----|-----------------|
| 1 | STw4 | | 6.00 | 0.43 | 1 | 1 | 1 | 1 | 0 | 0 | 1 | 1 | 1 | | 6.43 |
| 2 | RoLi4 | | 4.00 | 0.50 | 1 | 1 | 1 | 0 | 1 | 1 | 1 | 1 | 1 | | 4.50 |
| 3 | GW2Se2 | | 6.00 | 0.07 | 0 | 1 | 0 | 0 | 0 | 0 | 1 | 0 | 0 | | 6.07 |
| 4 | GW1Se3 | | 5.00 | -0.07 | -1 | 0 | 0 | -1 | 0 | 0 | 0 | 0 | 0 | | 4.93 |
| 5 | NtMiSt2 | | 5.00 | 0.00 | -2 | 0 | 0 | 0 | 0 | 0 | 0 | 0 | 0 | | 5.00 |
| 6 | Li+TRANS | | 0.00 | 0.00 | - | - | - | - | - | - | - | - | - | | 0.00 |
| | | | 26.00 | | | | | | | | | | | | 26.93 |

Program Components

| | Factor | | | | | | | | | | | |
|--|--------|------|------|------|------|------|------|------|------|------|--|--------------|
| Skating Skills | 0.80 | 5.75 | 5.75 | 5.75 | 5.75 | 5.50 | 6.00 | 6.00 | 5.50 | 5.50 | | 5.71 |
| Linking Footwork / Movement | 0.70 | 4.75 | 5.25 | 5.75 | 5.50 | 5.50 | 5.75 | 5.75 | 5.25 | 4.50 | | 5.39 |
| Performance | 0.70 | 4.75 | 5.50 | 6.00 | 5.50 | 5.00 | 5.75 | 6.00 | 5.50 | 5.50 | | 5.54 |
| Choreography | 0.80 | 5.00 | 5.75 | 6.00 | 5.75 | 5.25 | 6.25 | 5.75 | 5.75 | 5.75 | | 5.71 |
| Interpretation / Timing | 1.00 | 4.75 | 5.50 | 5.75 | 5.50 | 5.00 | 6.00 | 6.00 | 5.50 | 4.75 | | 5.43 |
| Judges Total Program Component Score (factored) | | | | | | | | | | | | 22.22 |

Deductions: 0.00

| Rank | Name | Nation | Starting Number | Total Segment Score | Total Element Score | Total Program Component Score (factored) | Total Deductions |
|------|---------------------------------------|--------|-----------------|---------------------|---------------------|--|------------------|
| 12 | Isabella TOBIAS / Deividas STAGNIUNAS | LTU | 7 | 49.00 | 27.22 | 21.78 | 0.00 |

| # | Executed Elements | Info | Base Value | GOE | The Judges Panel (in random order) | | | | | | | | | Ref | Scores of Panel |
|---|-------------------|------|--------------|-------|------------------------------------|---|---|----|---|----|----|---|----|-----|-----------------|
| 1 | GW1Se3 | | 5.00 | 0.00 | 0 | 0 | 0 | 0 | 1 | 0 | 0 | 0 | 0 | | 5.00 |
| 2 | GW2Se3 | | 7.00 | 0.00 | 0 | 0 | 0 | -1 | 0 | 0 | 0 | 0 | 0 | | 7.00 |
| 3 | STw4 | | 6.00 | -0.21 | -1 | 0 | 0 | 0 | 0 | -1 | -1 | 0 | -1 | | 5.79 |
| 4 | RoLi4 | | 4.00 | 0.43 | 0 | 1 | 1 | 1 | 1 | 1 | 1 | 1 | 0 | | 4.43 |
| 5 | NtMiSt2 | | 5.00 | 0.00 | 0 | 0 | 0 | 0 | 0 | -1 | 0 | 0 | 0 | | 5.00 |
| 6 | Li+TRANS | | 0.00 | 0.00 | - | - | - | - | - | - | - | - | - | | 0.00 |
| | | | 27.00 | | | | | | | | | | | | 27.22 |

Program Components

| | Factor | | | | | | | | | | | |
|--|--------|------|------|------|------|------|------|------|------|------|--|--------------|
| Skating Skills | 0.80 | 5.25 | 5.50 | 5.75 | 5.75 | 5.25 | 5.25 | 5.50 | 6.00 | 5.00 | | 5.46 |
| Linking Footwork / Movement | 0.70 | 4.75 | 5.25 | 4.50 | 5.50 | 5.00 | 5.50 | 5.25 | 5.75 | 5.25 | | 5.21 |
| Performance | 0.70 | 5.00 | 5.50 | 5.75 | 6.00 | 5.25 | 5.75 | 5.50 | 5.75 | 5.50 | | 5.57 |
| Choreography | 0.80 | 5.50 | 5.50 | 5.25 | 5.50 | 5.75 | 5.25 | 5.75 | 6.00 | 5.25 | | 5.50 |
| Interpretation / Timing | 1.00 | 5.25 | 5.50 | 5.50 | 5.50 | 5.75 | 5.25 | 5.50 | 6.00 | 5.25 | | 5.46 |
| Judges Total Program Component Score (factored) | | | | | | | | | | | | 21.78 |

Deductions: 0.00

ISU European Figure Skating Championships 2011

ICE DANCE SHORT DANCE JUDGES DETAILS PER SKATER

| Rank | Name | Nation | Starting Number | Total Segment Score | Total Element Score | Total Program Component Score (factored) | Total Deductions |
|------|--------------------------------------|--------|-----------------|---------------------|---------------------|--|------------------|
| 13 | Nadezhda FROLENKOVA / Mikhail KASALO | UKR | 11 | 47.73 | 27.21 | 20.52 | 0.00 |

| # | Executed Elements | Info | Base Value | GOE | The Judges Panel (in random order) | | | | | | | | Ref | Scores of Panel | |
|---|-------------------|------|--------------|-------|------------------------------------|----|----|----|----|----|---|----|-----|-----------------|------|
| 1 | GW2Se3 | | 7.00 | 0.00 | 0 | 0 | 0 | 0 | 0 | 0 | 0 | -1 | 0 | | 7.00 |
| 2 | GW1Se3 | | 5.00 | -0.07 | 0 | 0 | 0 | 0 | 0 | -1 | 0 | -1 | 0 | | 4.93 |
| 3 | RoLi4 | | 4.00 | 0.43 | 1 | 1 | 0 | 1 | 1 | 1 | 1 | 0 | 1 | | 4.43 |
| 4 | STw4 | | 6.00 | -0.29 | 0 | -1 | -1 | -1 | -1 | 0 | 0 | -1 | 0 | | 5.71 |
| 5 | NtMiSt2 | | 5.00 | 0.14 | 0 | 1 | 0 | 1 | 0 | 0 | 0 | 0 | 0 | | 5.14 |
| 6 | Li+TRANS | | 0.00 | 0.00 | - | - | - | - | - | - | - | - | - | | 0.00 |
| | | | 27.00 | | | | | | | | | | | 27.21 | |

Program Components

| | Factor | | | | | | | | | | | |
|--|--------|------|------|------|------|------|------|------|------|------|--|--------------|
| Skating Skills | 0.80 | 5.50 | 5.75 | 4.50 | 5.50 | 5.50 | 5.00 | 5.00 | 4.75 | 5.25 | | 5.21 |
| Linking Footwork / Movement | 0.70 | 5.00 | 4.25 | 4.50 | 5.00 | 5.25 | 5.00 | 4.75 | 4.50 | 5.00 | | 4.82 |
| Performance | 0.70 | 5.25 | 6.00 | 4.50 | 5.75 | 5.50 | 5.00 | 5.25 | 5.00 | 5.25 | | 5.29 |
| Choreography | 0.80 | 5.00 | 5.25 | 4.75 | 5.75 | 5.75 | 4.75 | 5.50 | 4.75 | 5.25 | | 5.18 |
| Interpretation / Timing | 1.00 | 5.50 | 5.75 | 4.50 | 5.50 | 5.50 | 4.75 | 5.25 | 4.50 | 5.00 | | 5.14 |
| Judges Total Program Component Score (factored) | | | | | | | | | | | | 20.52 |

Deductions:

0.00

| Rank | Name | Nation | Starting Number | Total Segment Score | Total Element Score | Total Program Component Score (factored) | Total Deductions |
|------|--------------------------------------|--------|-----------------|---------------------|---------------------|--|------------------|
| 14 | Lorenza ALESSANDRINI / Simone VATURI | ITA | 16 | 47.69 | 23.94 | 23.75 | 0.00 |

| # | Executed Elements | Info | Base Value | GOE | The Judges Panel (in random order) | | | | | | | | Ref | Scores of Panel | |
|---|-------------------|------|--------------|-------|------------------------------------|----|---|---|----|---|---|----|-----|-----------------|------|
| 1 | StaLi4 | | 4.00 | 0.93 | 1 | 2 | 2 | 3 | 1 | 2 | 2 | 2 | 2 | | 4.93 |
| 2 | NtMiSt2 | | 5.00 | 0.29 | 0 | 0 | 1 | 0 | -1 | 1 | 0 | 0 | 1 | | 5.29 |
| 3 | GW1Se3 | | 5.00 | -0.21 | -1 | -1 | 0 | 0 | 0 | 0 | 0 | -1 | -1 | | 4.79 |
| 4 | GW2Se1 | | 3.50 | -0.07 | -1 | -1 | 0 | 0 | 0 | 0 | 0 | 0 | 0 | | 3.43 |
| 5 | STw3 | | 5.00 | 0.50 | 1 | 1 | 0 | 2 | 1 | 1 | 1 | 1 | 1 | | 5.50 |
| 6 | Li+TRANS | | 0.00 | 0.00 | - | - | - | - | - | - | - | - | - | | 0.00 |
| | | | 22.50 | | | | | | | | | | | 23.94 | |

Program Components

| | Factor | | | | | | | | | | | |
|--|--------|------|------|------|------|------|------|------|------|------|--|--------------|
| Skating Skills | 0.80 | 6.25 | 6.00 | 5.75 | 6.25 | 6.25 | 5.00 | 6.00 | 6.00 | 6.00 | | 6.04 |
| Linking Footwork / Movement | 0.70 | 5.25 | 5.50 | 5.50 | 5.25 | 6.00 | 5.50 | 5.75 | 5.75 | 6.00 | | 5.61 |
| Performance | 0.70 | 5.75 | 5.75 | 6.00 | 7.50 | 6.25 | 5.00 | 6.25 | 5.50 | 6.50 | | 6.00 |
| Choreography | 0.80 | 5.75 | 6.00 | 6.00 | 6.50 | 6.50 | 5.75 | 6.25 | 5.75 | 6.25 | | 6.07 |
| Interpretation / Timing | 1.00 | 5.50 | 5.50 | 6.00 | 6.75 | 6.25 | 5.25 | 6.00 | 6.00 | 6.25 | | 5.93 |
| Judges Total Program Component Score (factored) | | | | | | | | | | | | 23.75 |

Deductions:

0.00

| Rank | Name | Nation | Starting Number | Total Segment Score | Total Element Score | Total Program Component Score (factored) | Total Deductions |
|------|-----------------------------------|--------|-----------------|---------------------|---------------------|--|------------------|
| 15 | Federica TESTA / Christopher MIOR | ITA | 10 | 47.52 | 26.29 | 21.23 | 0.00 |

| # | Executed Elements | Info | Base Value | GOE | The Judges Panel (in random order) | | | | | | | | Ref | Scores of Panel | |
|---|-------------------|------|--------------|------|------------------------------------|---|---|---|---|---|---|---|-----|-----------------|------|
| 1 | STw4 | | 6.00 | 0.29 | -1 | 0 | 0 | 1 | 0 | 1 | 1 | 1 | 1 | | 6.29 |
| 2 | GW1Se3 | | 5.00 | 0.00 | -1 | 0 | 0 | 0 | 0 | 0 | 0 | 0 | 0 | | 5.00 |
| 3 | GW2Se3 | | 7.00 | 0.00 | -1 | 0 | 0 | 0 | 0 | 0 | 0 | 0 | 0 | | 7.00 |
| 4 | RoLi4 | | 4.00 | 0.43 | 1 | 1 | 1 | 1 | 1 | 0 | 1 | 0 | 1 | | 4.43 |
| 5 | NtMiSt1 | | 3.50 | 0.07 | 0 | 0 | 0 | 0 | 0 | 0 | 0 | 1 | 1 | | 3.57 |
| | | | 25.50 | | | | | | | | | | | 26.29 | |

Program Components

| | Factor | | | | | | | | | | | |
|--|--------|------|------|------|------|------|------|------|------|------|--|--------------|
| Skating Skills | 0.80 | 5.25 | 5.25 | 5.50 | 5.25 | 5.25 | 5.50 | 4.75 | 5.25 | 5.75 | | 5.32 |
| Linking Footwork / Movement | 0.70 | 5.00 | 5.00 | 5.25 | 5.00 | 5.00 | 3.00 | 4.50 | 5.25 | 6.00 | | 5.00 |
| Performance | 0.70 | 4.75 | 5.50 | 5.50 | 5.50 | 5.50 | 5.50 | 5.00 | 5.75 | 6.00 | | 5.46 |
| Choreography | 0.80 | 5.00 | 5.50 | 5.75 | 5.50 | 5.00 | 5.00 | 5.25 | 5.50 | 6.00 | | 5.36 |
| Interpretation / Timing | 1.00 | 5.25 | 5.25 | 5.50 | 5.25 | 5.25 | 5.50 | 5.00 | 5.50 | 6.00 | | 5.36 |
| Judges Total Program Component Score (factored) | | | | | | | | | | | | 21.23 |

Deductions:

0.00

ISU European Figure Skating Championships 2011

ICE DANCE SHORT DANCE JUDGES DETAILS PER SKATER

| Rank | Name | Nation | Starting Number | Total Segment Score | Total Element Score | Total Program Component Score (factored) | Total Deductions |
|------|-------------------------------|--------|-----------------|---------------------|---------------------|--|------------------|
| 16 | Allison REED / Otar JAPARIDZE | GEO | 4 | 46.86 | 26.58 | 21.28 | -1.00 |

| # | Executed Elements | Info | Base Value | GOE | The Judges Panel (in random order) | | | | | | | | Ref | Scores of Panel | |
|---|-------------------|------|--------------|------|------------------------------------|---|---|---|---|----|---|---|-----|-----------------|------|
| 1 | RoLi3 | | 3.50 | 0.50 | 1 | 1 | 1 | 1 | 1 | 1 | 1 | 1 | 1 | 1 | 4.00 |
| 2 | GW1Se3 | | 5.00 | 0.29 | 0 | 1 | 1 | 1 | 1 | 0 | 1 | 0 | 0 | 0 | 5.29 |
| 3 | GW2Se2 | | 6.00 | 0.00 | 0 | 0 | 1 | 0 | 0 | -1 | 0 | 0 | 0 | 0 | 6.00 |
| 4 | STw4 | | 6.00 | 0.29 | 1 | 0 | 1 | 1 | 2 | 0 | 0 | 0 | 0 | 1 | 6.29 |
| 5 | Li+TRANS | | 0.00 | 0.00 | - | - | - | - | - | - | - | - | - | - | 0.00 |
| 6 | NtMiSt2 | | 5.00 | 0.00 | 0 | 0 | 0 | 1 | 0 | 0 | 0 | 0 | 0 | 0 | 5.00 |
| | | | 25.50 | | | | | | | | | | | 26.58 | |

Program Components

Factor

| | | | | | | | | | | | |
|-----------------------------|------|------|------|------|------|------|------|------|------|------|------|
| Skating Skills | 0.80 | 5.50 | 5.50 | 5.25 | 5.00 | 5.25 | 5.25 | 6.00 | 5.25 | 5.00 | 5.29 |
| Linking Footwork / Movement | 0.70 | 5.25 | 5.25 | 5.25 | 5.00 | 4.00 | 5.00 | 5.75 | 4.75 | 5.25 | 5.11 |
| Performance | 0.70 | 5.50 | 5.50 | 6.00 | 5.00 | 5.50 | 5.50 | 5.50 | 5.00 | 4.75 | 5.36 |
| Choreography | 0.80 | 5.50 | 5.25 | 5.50 | 5.00 | 5.00 | 5.50 | 6.00 | 5.25 | 5.50 | 5.36 |
| Interpretation / Timing | 1.00 | 5.25 | 5.50 | 6.00 | 5.25 | 5.75 | 5.25 | 6.00 | 5.00 | 4.50 | 5.43 |

Judges Total Program Component Score (factored)

21.28

Deductions:

Extended lifts: -1.00

-1.00

| Rank | Name | Nation | Starting Number | Total Segment Score | Total Element Score | Total Program Component Score (factored) | Total Deductions |
|------|---------------------------|--------|-----------------|---------------------|---------------------|--|------------------|
| 17 | Sara HURTADO / Adria DIAZ | ESP | 6 | 44.84 | 25.14 | 19.70 | 0.00 |

| # | Executed Elements | Info | Base Value | GOE | The Judges Panel (in random order) | | | | | | | | Ref | Scores of Panel |
|---|-------------------|------|--------------|-------|------------------------------------|---|----|----|---|----|----|----|-----|-----------------|
| 1 | GW1Se3 | | 5.00 | -0.29 | -1 | 0 | 0 | -1 | 0 | -1 | -1 | -1 | 0 | 4.71 |
| 2 | GW2Se3 | | 7.00 | -0.14 | 0 | 0 | 0 | -2 | 0 | -1 | -1 | 0 | 0 | 6.86 |
| 3 | STw4 | | 6.00 | -0.14 | 0 | 0 | -1 | 0 | 0 | -1 | 0 | 0 | -1 | 5.86 |
| 4 | RoLi4 | | 4.00 | 0.21 | 1 | 1 | 0 | 0 | 1 | 1 | 0 | 0 | 0 | 4.21 |
| 5 | NtMiSt1 | | 3.50 | 0.00 | 0 | 0 | 0 | 0 | 0 | 0 | 0 | 0 | 0 | 3.50 |
| 6 | Li+TRANS | | 0.00 | 0.00 | - | - | - | - | - | - | - | - | - | 0.00 |
| | | | 25.50 | | | | | | | | | | | 25.14 |

Program Components

Factor

| | | | | | | | | | | | |
|-----------------------------|------|------|------|------|------|------|------|------|------|------|------|
| Skating Skills | 0.80 | 4.75 | 5.00 | 4.75 | 5.25 | 5.25 | 4.75 | 4.75 | 5.25 | 5.25 | 5.00 |
| Linking Footwork / Movement | 0.70 | 4.50 | 3.75 | 4.00 | 5.00 | 4.75 | 4.25 | 4.25 | 5.00 | 4.75 | 4.50 |
| Performance | 0.70 | 4.75 | 5.75 | 4.25 | 4.75 | 5.50 | 5.00 | 4.50 | 5.25 | 5.50 | 5.04 |
| Choreography | 0.80 | 5.00 | 5.25 | 4.50 | 5.00 | 5.50 | 5.25 | 4.75 | 5.00 | 5.25 | 5.07 |
| Interpretation / Timing | 1.00 | 5.00 | 5.75 | 4.50 | 4.75 | 5.25 | 4.75 | 4.50 | 5.00 | 5.50 | 4.96 |

Judges Total Program Component Score (factored)

19.70

Deductions:

0.00

| Rank | Name | Nation | Starting Number | Total Segment Score | Total Element Score | Total Program Component Score (factored) | Total Deductions |
|------|----------------------------------|--------|-----------------|---------------------|---------------------|--|------------------|
| 18 | Penny COOMES / Nicholas BUCKLAND | GBR | 8 | 44.78 | 24.42 | 22.36 | -2.00 |

| # | Executed Elements | Info | Base Value | GOE | The Judges Panel (in random order) | | | | | | | | Ref | Scores of Panel |
|---|-------------------|------|--------------|-------|------------------------------------|----|----|----|----|----|----|----|-----|-----------------|
| 1 | RoLi4 | | 4.00 | 0.50 | 1 | 2 | 1 | 1 | 1 | 0 | 1 | 1 | 1 | 4.50 |
| 2 | GW2Se3 | | 7.00 | 0.07 | 0 | 1 | 0 | 1 | 0 | 0 | 0 | 0 | 0 | 7.07 |
| 3 | GW1Se4 | | 6.00 | 0.14 | 0 | 1 | 0 | 0 | 0 | 1 | 0 | 1 | 0 | 6.14 |
| 4 | STw3 | | 5.00 | -0.50 | -1 | -1 | -1 | -1 | -1 | -1 | -1 | 0 | -1 | 4.50 |
| 5 | NtMiSt1 | | 3.50 | -1.29 | -3 | -2 | -3 | -3 | -3 | -2 | -3 | -2 | -2 | 2.21 |
| 6 | Li+TRANS | | 0.00 | 0.00 | - | - | - | - | - | - | - | - | - | 0.00 |
| | | | 25.50 | | | | | | | | | | | 24.42 |

Program Components

Factor

| | | | | | | | | | | | |
|-----------------------------|------|------|------|------|------|------|------|------|------|------|------|
| Skating Skills | 0.80 | 5.75 | 6.00 | 5.00 | 5.75 | 5.25 | 5.75 | 5.75 | 5.25 | 5.75 | 5.61 |
| Linking Footwork / Movement | 0.70 | 5.50 | 5.75 | 5.50 | 5.75 | 5.00 | 5.75 | 5.50 | 5.00 | 5.50 | 5.50 |
| Performance | 0.70 | 5.50 | 5.25 | 5.25 | 5.50 | 5.00 | 5.50 | 5.50 | 5.00 | 5.25 | 5.32 |
| Choreography | 0.80 | 5.75 | 7.00 | 5.75 | 6.00 | 5.50 | 5.75 | 6.00 | 5.75 | 6.00 | 5.86 |
| Interpretation / Timing | 1.00 | 5.50 | 6.00 | 5.25 | 5.75 | 5.25 | 5.75 | 5.75 | 5.75 | 5.50 | 5.61 |

Judges Total Program Component Score (factored)

22.36

Deductions:

Interruption in excess: -1.00

Falls: -1.00

-2.00

ISU European Figure Skating Championships 2011

ICE DANCE SHORT DANCE JUDGES DETAILS PER SKATER

| Rank | Name | Nation | Starting Number | Total Segment Score | Total Element Score | Total Program Component Score (factored) | Total Deductions |
|------|--------------------------------|--------|-----------------|---------------------|---------------------|--|------------------|
| 19 | Ramona ELSENER / Florian ROOST | SUI | 1 | 42.35 | 25.79 | 16.56 | 0.00 |

| # | Executed Elements | Info | Base Value | GOE | The Judges Panel (in random order) | | | | | | | | Ref | Scores of Panel | |
|---|-------------------|------|--------------|-------|------------------------------------|----|----|---|----|----|----|----|-----|-----------------|------|
| 1 | GW2Se2 | | 6.00 | -0.43 | -1 | -1 | -1 | 0 | -1 | 0 | -1 | -1 | -1 | | 5.57 |
| 2 | GW1Se3 | | 5.00 | -0.21 | 0 | 0 | -1 | 0 | -1 | -1 | 0 | -1 | 0 | | 4.79 |
| 3 | NtMiSt3 | | 6.50 | 0.00 | -1 | 0 | 0 | 1 | 0 | 0 | 0 | 0 | 0 | | 6.50 |
| 4 | SILi4 | | 4.00 | 0.00 | 0 | 0 | 0 | 1 | 0 | 0 | 0 | 0 | 0 | | 4.00 |
| 5 | STw3 | | 5.00 | -0.07 | 0 | -1 | 0 | 1 | 0 | 0 | 0 | -1 | 0 | | 4.93 |
| 6 | Li+TRANS | | 0.00 | 0.00 | - | - | - | - | - | - | - | - | - | | 0.00 |
| | | | 26.50 | | | | | | | | | | | 25.79 | |

Program Components

| | Factor | | | | | | | | | | | |
|---|--------|------|------|------|------|------|------|------|------|------|--|--------------|
| Skating Skills | 0.80 | 3.75 | 4.50 | 4.50 | 4.75 | 4.25 | 4.50 | 4.25 | 3.75 | 3.75 | | 4.21 |
| Linking Footwork / Movement | 0.70 | 3.50 | 4.00 | 4.00 | 5.00 | 4.00 | 4.25 | 4.00 | 3.25 | 2.75 | | 3.86 |
| Performance | 0.70 | 4.00 | 4.50 | 4.25 | 4.75 | 4.00 | 4.75 | 4.25 | 3.75 | 3.75 | | 4.21 |
| Choreography | 0.80 | 4.00 | 4.25 | 4.25 | 4.75 | 4.50 | 4.75 | 4.25 | 4.00 | 4.00 | | 4.29 |
| Interpretation / Timing | 1.00 | 4.00 | 4.00 | 4.50 | 5.00 | 4.25 | 4.50 | 4.00 | 3.50 | 3.00 | | 4.11 |
| Judges Total Program Component Score (factored) | | | | | | | | | | | | 16.56 |

Deductions:

0.00

| Rank | Name | Nation | Starting Number | Total Segment Score | Total Element Score | Total Program Component Score (factored) | Total Deductions |
|------|---|--------|-----------------|---------------------|---------------------|--|------------------|
| 20 | Brooke Elizabeth FRIELING / Lionel RUMI | ISR | 3 | 41.69 | 23.72 | 17.97 | 0.00 |

| # | Executed Elements | Info | Base Value | GOE | The Judges Panel (in random order) | | | | | | | | Ref | Scores of Panel | |
|---|-------------------|------|--------------|-------|------------------------------------|----|----|----|----|----|----|----|-----|-----------------|------|
| 1 | GW1Se2 | | 4.00 | -0.21 | -1 | 0 | -1 | -2 | -1 | 0 | 0 | 0 | 0 | | 3.79 |
| 2 | GW2Se2 | | 6.00 | -0.64 | -2 | -1 | -1 | -2 | -1 | 0 | -1 | -1 | -2 | | 5.36 |
| 3 | STw4 | | 6.00 | -0.50 | -1 | -1 | -1 | -1 | -1 | -1 | -1 | 0 | -1 | | 5.50 |
| 4 | NtMiSt2 | | 5.00 | -0.14 | 0 | 0 | 0 | -1 | -1 | 0 | 0 | 0 | 0 | | 4.86 |
| 5 | SILi4 | | 4.00 | 0.21 | 0 | 1 | 0 | 0 | 0 | 1 | 1 | 1 | 0 | | 4.21 |
| 6 | Li+TRANS | | 0.00 | 0.00 | - | - | - | - | - | - | - | - | - | | 0.00 |
| | | | 25.00 | | | | | | | | | | | 23.72 | |

Program Components

| | Factor | | | | | | | | | | | |
|---|--------|------|------|------|------|------|------|------|------|------|--|--------------|
| Skating Skills | 0.80 | 4.25 | 5.00 | 4.50 | 3.75 | 4.50 | 4.00 | 4.50 | 5.00 | 4.75 | | 4.50 |
| Linking Footwork / Movement | 0.70 | 4.00 | 4.75 | 4.25 | 3.25 | 4.00 | 3.00 | 4.25 | 5.00 | 4.50 | | 4.14 |
| Performance | 0.70 | 4.50 | 5.00 | 4.75 | 3.50 | 4.50 | 4.25 | 4.50 | 4.75 | 4.75 | | 4.57 |
| Choreography | 0.80 | 4.50 | 5.00 | 4.75 | 3.75 | 4.75 | 4.75 | 4.50 | 5.25 | 4.75 | | 4.71 |
| Interpretation / Timing | 1.00 | 4.00 | 4.75 | 4.50 | 3.25 | 4.50 | 4.50 | 4.75 | 5.00 | 4.50 | | 4.50 |
| Judges Total Program Component Score (factored) | | | | | | | | | | | | 17.97 |

Deductions:

0.00

| Rank | Name | Nation | Starting Number | Total Segment Score | Total Element Score | Total Program Component Score (factored) | Total Deductions |
|------|---------------------------|--------|-----------------|---------------------|---------------------|--|------------------|
| 21 | Irina SHTORK / Taavi RAND | EST | 2 | 38.76 | 21.58 | 18.18 | -1.00 |

| # | Executed Elements | Info | Base Value | GOE | The Judges Panel (in random order) | | | | | | | | Ref | Scores of Panel | |
|---|-------------------|------|--------------|-------|------------------------------------|----|----|----|----|----|----|----|-----|-----------------|------|
| 1 | STw3 | | 5.00 | -0.50 | -1 | -1 | -1 | -1 | -1 | -1 | -1 | 0 | -1 | | 4.50 |
| 2 | SILi4 | | 4.00 | 0.43 | 1 | 0 | 1 | 1 | 0 | 1 | 1 | 1 | 1 | | 4.43 |
| 3 | GW2Se2 | | 6.00 | -0.14 | 0 | 0 | 0 | 0 | -1 | 0 | -1 | 0 | -1 | | 5.86 |
| 4 | GW1Se2 | | 4.00 | -0.21 | -1 | 0 | -1 | -1 | 0 | 0 | -1 | 0 | 0 | | 3.79 |
| 5 | NtMiSt2 | | 5.00 | -2.00 | -2 | -2 | -3 | -2 | -2 | -2 | -2 | -2 | -2 | | 3.00 |
| | | | 24.00 | | | | | | | | | | | 21.58 | |

Program Components

| | Factor | | | | | | | | | | | |
|---|--------|------|------|------|------|------|------|------|------|------|--|--------------|
| Skating Skills | 0.80 | 4.50 | 5.25 | 4.00 | 5.25 | 4.25 | 5.00 | 4.50 | 4.50 | 4.00 | | 4.57 |
| Linking Footwork / Movement | 0.70 | 4.25 | 5.00 | 4.00 | 4.75 | 3.75 | 4.75 | 4.25 | 4.75 | 3.00 | | 4.36 |
| Performance | 0.70 | 4.50 | 5.00 | 3.75 | 4.75 | 4.00 | 5.00 | 4.25 | 4.50 | 4.00 | | 4.43 |
| Choreography | 0.80 | 4.50 | 5.25 | 4.25 | 5.25 | 4.50 | 5.25 | 4.50 | 5.00 | 3.75 | | 4.75 |
| Interpretation / Timing | 1.00 | 4.50 | 5.00 | 3.75 | 5.00 | 4.50 | 5.25 | 4.25 | 5.00 | 3.50 | | 4.57 |
| Judges Total Program Component Score (factored) | | | | | | | | | | | | 18.18 |

Deductions:

Falls: -1.00

-1.00



ISU European Figure Skating Championships 2011

RESULTS

ICE DANCE FREE DANCE

| Pl. | Name | Nation | Total Segment Score |
|-----|--|--------|---------------------|
| 1 | Nathalie PECHALAT / Fabian BOURZAT | FRA | 100.49 |
| 2 | Ekaterina BOBROVA / Dmitri SOLOVIEV | RUS | 95.68 |
| 3 | Sinead KERR / John KERR | GBR | 94.62 |
| 4 | Elena ILINYKH / Nikita KATSALAPOV | RUS | 92.55 |
| 5 | Federica FAIELLA / Massimo SCALI | ITA | 88.74 |
| 6 | Ekaterina RIAZANOVA / Ilia TKACHENKO | RUS | 84.14 |
| 7 | Nelli ZHIGANSHINA / Alexander GAZSI | GER | 82.87 |
| 8 | Nora HOFFMANN / Maxim ZAVOZIN | HUN | 82.30 |
| 9 | Lucie MYSLIVECKOVA / Matej NOVAK | CZE | 80.98 |
| 10 | Pernelle CARRON / Lloyd JONES | FRA | 78.18 |
| 11 | Siobhan HEEKIN-CANEDY / Alexander SHAKALOV | UKR | 74.12 |
| 12 | Nadezhda FROLENKOVA / Mikhail KASALO | UKR | 73.13 |
| 13 | Isabella TOBIAS / Deividas STAGNIUNAS | LTU | 72.36 |
| 14 | Penny COOMES / Nicholas BUCKLAND | GBR | 71.69 |
| 15 | Sara HURTADO / Adria DIAZ | ESP | 70.97 |
| 16 | Ramona ELSENER / Florian ROOST | SUI | 69.51 |
| 17 | Allison REED / Otar JAPARIDZE | GEO | 67.87 |
| 18 | Lorenza ALESSANDRINI / Simone VATURI | ITA | 67.66 |
| 19 | Federica TESTA / Christopher MIOR | ITA | 65.12 |
| 20 | Brooke Elizabeth FRIELING / Lionel RUMI | ISR | 57.94 |

Printed: 1/28/2011 10:24:04PM

Official ISU Sponsors



CITIZEN®

GUINOT



ISU European Figure Skating Championships 2011

ICE DANCE FREE DANCE JUDGES DETAILS PER SKATER

| Rank | Name | Nation | Starting Number | Total Segment Score | Total Element Score | Total Program Component Score (factored) | Total Deductions |
|------|------------------------------------|--------|-----------------|---------------------|---------------------|--|------------------|
| 1 | Nathalie PECHALAT / Fabian BOURZAT | FRA | 20 | 100.49 | 48.85 | 51.64 | 0.00 |

| # | Executed Elements | Info | Base Value | GOE | The Judges Panel (in random order) | | | | | | | | | | Ref | Scores of Panel |
|----|-------------------|------|--------------|------|------------------------------------|---|---|---|---|---|---|---|---|---|-----|-----------------|
| 1 | CuLi4 | | 4.00 | 1.00 | 2 | 2 | 2 | 2 | 1 | 2 | 2 | 2 | 2 | 2 | | 5.00 |
| 2 | DiSt3 | | 6.50 | 1.71 | 1 | 2 | 1 | 2 | 1 | 2 | 2 | 2 | 2 | 2 | | 8.21 |
| 3 | STw4 | | 6.00 | 1.00 | 2 | 2 | 1 | 2 | 2 | 2 | 3 | 2 | 2 | 2 | | 7.00 |
| 4 | SILi4 | | 4.00 | 0.86 | 1 | 2 | 1 | 2 | 2 | 2 | 1 | 2 | 2 | 2 | | 4.86 |
| 5 | RoLi4 | | 4.00 | 1.07 | 2 | 3 | 2 | 2 | 1 | 2 | 2 | 3 | 2 | 2 | | 5.07 |
| 6 | CiSt3 | | 6.50 | 1.71 | 1 | 2 | 1 | 2 | 2 | 2 | 2 | 2 | 2 | 1 | | 8.21 |
| 7 | CuLi4 | | 4.00 | 0.93 | 2 | 2 | 2 | 3 | 1 | 2 | 1 | 2 | 2 | 2 | | 4.93 |
| 8 | CoSp4 | | 5.00 | 0.57 | 1 | 2 | 1 | 1 | 1 | 1 | 1 | 1 | 1 | 2 | | 5.57 |
| 9 | Li+TRANS | | 0.00 | 0.00 | - | - | - | - | - | - | - | - | - | - | | 0.00 |
| 10 | Li+TRANS | | 0.00 | 0.00 | - | - | - | - | - | - | - | - | - | - | | 0.00 |
| | | | 40.00 | | | | | | | | | | | | | 48.85 |

Program Components

| | Factor | | | | | | | | | | | |
|--|--------|------|------|------|------|------|------|------|------|------|------|--------------|
| Skating Skills | 1.25 | 8.50 | 8.75 | 8.25 | 8.75 | 8.50 | 8.75 | 8.50 | 8.75 | 8.25 | 8.57 | 8.57 |
| Linking Footwork / Movement | 1.75 | 8.25 | 8.75 | 8.00 | 8.50 | 8.50 | 8.50 | 8.50 | 9.25 | 8.00 | 8.43 | |
| Performance | 1.00 | 8.50 | 9.00 | 8.50 | 8.75 | 8.75 | 8.75 | 8.75 | 9.00 | 8.50 | 8.71 | |
| Choreography | 1.00 | 8.75 | 9.00 | 8.50 | 8.75 | 8.75 | 9.00 | 8.50 | 8.50 | 8.50 | 8.68 | |
| Interpretation / Timing | 1.00 | 8.75 | 9.25 | 8.75 | 8.50 | 8.50 | 8.75 | 8.75 | 9.25 | 8.75 | 8.79 | |
| Judges Total Program Component Score (factored) | | | | | | | | | | | | 51.64 |

Deductions:

0.00

| Rank | Name | Nation | Starting Number | Total Segment Score | Total Element Score | Total Program Component Score (factored) | Total Deductions |
|------|-------------------------------------|--------|-----------------|---------------------|---------------------|--|------------------|
| 2 | Ekaterina BOBROVA / Dmitri SOLOVIEV | RUS | 19 | 95.68 | 46.92 | 49.76 | -1.00 |

| # | Executed Elements | Info | Base Value | GOE | The Judges Panel (in random order) | | | | | | | | | | Ref | Scores of Panel |
|---|-------------------|------|--------------|------|------------------------------------|---|---|---|---|---|----|---|---|--|------|-----------------|
| 1 | STw3 | | 5.00 | 0.21 | 0 | 1 | 0 | 0 | 1 | 2 | -1 | 0 | 1 | | 5.21 | |
| 2 | CuLi4 | | 4.00 | 1.07 | 2 | 2 | 1 | 2 | 2 | 3 | 2 | 3 | 2 | | 5.07 | |
| 3 | CiSt3 | | 6.50 | 1.57 | 2 | 2 | 2 | 1 | 1 | 2 | 1 | 1 | 2 | | 8.07 | |
| 4 | SILi4 | | 4.00 | 1.00 | 2 | 2 | 2 | 2 | 1 | 3 | 2 | 2 | 2 | | 5.00 | |
| 5 | CoSp4 | | 5.00 | 1.00 | 1 | 2 | 2 | 2 | 2 | 2 | 2 | 2 | 2 | | 6.00 | |
| 6 | DiSt3 | | 6.50 | 1.14 | 1 | 1 | 2 | 1 | 1 | 2 | 1 | 0 | 1 | | 7.64 | |
| 7 | RoLi4 | | 4.00 | 1.07 | 1 | 3 | 2 | 2 | 3 | 2 | 2 | 1 | 3 | | 5.07 | |
| 8 | RoLi4 | | 4.00 | 0.86 | 2 | 2 | 1 | 2 | 2 | 3 | 1 | 1 | 2 | | 4.86 | |
| | | | 39.00 | | | | | | | | | | | | | 46.92 |

Program Components

| | Factor | | | | | | | | | | | |
|--|--------|------|------|------|------|------|------|------|------|------|------|--------------|
| Skating Skills | 1.25 | 7.75 | 8.50 | 8.75 | 8.25 | 8.00 | 8.50 | 8.00 | 8.00 | 8.75 | 8.29 | |
| Linking Footwork / Movement | 1.75 | 7.50 | 8.25 | 9.00 | 8.00 | 7.75 | 8.25 | 7.75 | 7.75 | 8.50 | 8.04 | |
| Performance | 1.00 | 8.00 | 8.50 | 8.75 | 8.50 | 8.25 | 8.75 | 8.00 | 8.00 | 8.50 | 8.36 | |
| Choreography | 1.00 | 8.25 | 8.50 | 9.00 | 8.25 | 8.25 | 9.00 | 8.00 | 7.75 | 8.75 | 8.43 | |
| Interpretation / Timing | 1.00 | 8.00 | 9.00 | 8.75 | 8.50 | 8.25 | 8.75 | 8.25 | 8.50 | 8.75 | 8.54 | |
| Judges Total Program Component Score (factored) | | | | | | | | | | | | 49.76 |

Deductions:

Extended lifts: -1.00

-1.00

| Rank | Name | Nation | Starting Number | Total Segment Score | Total Element Score | Total Program Component Score (factored) | Total Deductions |
|------|-------------------------|--------|-----------------|---------------------|---------------------|--|------------------|
| 3 | Sinead KERR / John KERR | GBR | 16 | 94.62 | 45.87 | 48.75 | 0.00 |

| # | Executed Elements | Info | Base Value | GOE | The Judges Panel (in random order) | | | | | | | | | | Ref | Scores of Panel |
|----|-------------------|------|--------------|------|------------------------------------|---|---|---|---|----|---|---|---|--|------|-----------------|
| 1 | CuLi4 | | 4.00 | 0.93 | 2 | 2 | 1 | 2 | 2 | 2 | 2 | 1 | 2 | | 4.93 | |
| 2 | SILi4 | | 4.00 | 0.86 | 3 | 0 | 1 | 2 | 2 | 1 | 2 | 2 | 2 | | 4.86 | |
| 3 | CoSp4 | | 5.00 | 0.79 | 2 | 1 | 2 | 2 | 1 | 1 | 2 | 1 | 2 | | 5.79 | |
| 4 | STw3 | | 5.00 | 0.21 | 0 | 2 | 0 | 1 | 1 | -1 | 0 | 0 | 1 | | 5.21 | |
| 5 | SILi4 | | 4.00 | 0.86 | 2 | 1 | 2 | 2 | 2 | 1 | 2 | 1 | 2 | | 4.86 | |
| 6 | DiSt3 | | 6.50 | 1.29 | 2 | 1 | 1 | 1 | 2 | 1 | 2 | 1 | 1 | | 7.79 | |
| 7 | RoLi4 | | 4.00 | 0.79 | 2 | 2 | 1 | 1 | 2 | 1 | 2 | 1 | 2 | | 4.79 | |
| 8 | Li+TRANS | | 0.00 | 0.00 | - | - | - | - | - | - | - | - | - | | 0.00 | |
| 9 | CiSt3 | | 6.50 | 1.14 | 2 | 0 | 2 | 1 | 1 | 0 | 2 | 1 | 1 | | 7.64 | |
| 10 | Li+TRANS | | 0.00 | 0.00 | - | - | - | - | - | - | - | - | - | | 0.00 | |
| | | | 39.00 | | | | | | | | | | | | | 45.87 |

Program Components

| | Factor | | | | | | | | | | | |
|--|--------|------|------|------|------|------|------|------|------|------|------|--------------|
| Skating Skills | 1.25 | 8.50 | 8.00 | 8.50 | 8.00 | 8.25 | 7.75 | 8.25 | 8.00 | 8.50 | 8.21 | |
| Linking Footwork / Movement | 1.75 | 8.25 | 7.75 | 8.25 | 7.00 | 8.00 | 7.75 | 7.75 | 7.75 | 8.00 | 7.89 | |
| Performance | 1.00 | 8.50 | 7.75 | 8.25 | 8.25 | 8.25 | 7.50 | 8.50 | 7.75 | 8.25 | 8.14 | |
| Choreography | 1.00 | 8.25 | 8.25 | 8.25 | 8.00 | 8.25 | 8.00 | 8.50 | 8.00 | 8.25 | 8.18 | |
| Interpretation / Timing | 1.00 | 8.50 | 8.50 | 8.50 | 8.50 | 8.00 | 8.00 | 9.00 | 8.00 | 8.50 | 8.36 | |
| Judges Total Program Component Score (factored) | | | | | | | | | | | | 48.75 |

Deductions:

0.00

ISU European Figure Skating Championships 2011

ICE DANCE FREE DANCE JUDGES DETAILS PER SKATER

| Rank | Name | Nation | Starting Number | Total Segment Score | Total Element Score | Total Program Component Score (factored) | Total Deductions |
|------|-----------------------------------|--------|-----------------|---------------------|---------------------|--|------------------|
| 4 | Elena ILINYKH / Nikita KATSALAPOV | RUS | 18 | 92.55 | 46.13 | 46.42 | 0.00 |

| # | Executed Elements | Info | Base Value | GOE | The Judges Panel (in random order) | | | | | | | | Ref | Scores of Panel | | |
|---|-------------------|------|--------------|------|------------------------------------|---|---|---|---|---|---|---|-----|-----------------|---|--------------|
| 1 | CuLi4 | | 4.00 | 1.00 | 2 | 2 | 2 | 2 | 2 | 2 | 2 | 2 | 2 | 2 | 2 | 5.00 |
| 2 | STw4 | | 6.00 | 0.64 | 1 | 1 | 2 | 2 | 2 | 1 | 1 | 1 | 1 | 1 | 1 | 6.64 |
| 3 | CiSt3 | | 6.50 | 1.14 | 1 | 1 | 1 | 2 | 2 | 1 | 1 | 1 | 1 | 1 | 1 | 7.64 |
| 4 | RoLi4 | | 4.00 | 0.50 | 1 | 1 | 1 | 1 | 1 | 2 | 1 | 1 | 1 | 1 | 1 | 4.50 |
| 5 | CuLi4+RoLi4 | | 8.00 | 1.06 | -1 | 1 | 1 | 2 | 2 | 1 | 1 | 2 | 1 | 1 | 1 | 9.06 |
| 6 | DiSt3 | | 6.50 | 0.86 | 0 | 1 | 1 | 2 | 1 | 1 | 0 | 1 | 1 | 1 | 1 | 7.36 |
| 7 | CoSp4 | | 5.00 | 0.93 | 1 | 2 | 2 | 2 | 3 | 2 | 1 | 2 | 2 | 2 | 2 | 5.93 |
| 8 | Li+TRANS | | 0.00 | 0.00 | - | - | - | - | - | - | - | - | - | - | - | 0.00 |
| | | | 40.00 | | | | | | | | | | | | | 46.13 |

| Program Components | | Factor | | | | | | | | | | | | |
|---|--|--------|------|------|------|------|------|------|------|------|------|------|--------------|------|
| Skating Skills | | 1.25 | 7.25 | 7.75 | 7.75 | 8.00 | 9.00 | 8.25 | 7.50 | 7.75 | 7.75 | 7.75 | 7.75 | 7.82 |
| Linking Footwork / Movement | | 1.75 | 6.25 | 7.25 | 7.25 | 7.75 | 8.25 | 7.25 | 7.25 | 7.75 | 7.50 | 7.50 | 7.43 | |
| Performance | | 1.00 | 6.75 | 7.75 | 8.00 | 8.00 | 8.75 | 8.25 | 7.50 | 8.00 | 7.75 | 7.89 | | |
| Choreography | | 1.00 | 7.50 | 7.50 | 7.50 | 8.50 | 8.75 | 7.50 | 7.25 | 8.25 | 8.00 | 7.82 | | |
| Interpretation / Timing | | 1.00 | 7.00 | 7.75 | 8.00 | 8.25 | 9.00 | 7.75 | 7.50 | 8.50 | 7.75 | 7.93 | | |
| Judges Total Program Component Score (factored) | | | | | | | | | | | | | 46.42 | |

Deductions: 0.00

| Rank | Name | Nation | Starting Number | Total Segment Score | Total Element Score | Total Program Component Score (factored) | Total Deductions |
|------|----------------------------------|--------|-----------------|---------------------|---------------------|--|------------------|
| 5 | Federica FAIELLA / Massimo SCALI | ITA | 15 | 88.74 | 42.15 | 46.59 | 0.00 |

| # | Executed Elements | Info | Base Value | GOE | The Judges Panel (in random order) | | | | | | | | Ref | Scores of Panel | |
|---|-------------------|------|--------------|------|------------------------------------|---|---|---|---|---|---|---|-----|-----------------|--------------|
| 1 | STw3 | | 5.00 | 0.57 | 1 | 2 | 2 | 0 | 1 | 1 | 1 | 1 | 1 | 1 | 5.57 |
| 2 | CuLi4 | | 4.00 | 0.79 | 2 | 1 | 1 | 1 | 2 | 1 | 2 | 2 | 2 | 2 | 4.79 |
| 3 | CiSt3 | | 6.50 | 1.29 | 2 | 1 | 2 | 1 | 1 | 1 | 1 | 2 | 1 | 1 | 7.79 |
| 4 | Sp2 | | 3.00 | 0.29 | 1 | 0 | 1 | 0 | 0 | 0 | 1 | 2 | 1 | 1 | 3.29 |
| 5 | SILi4 | | 4.00 | 1.00 | 2 | 2 | 2 | 1 | 3 | 1 | 2 | 3 | 2 | 2 | 5.00 |
| 6 | CuLi3 | | 3.50 | 0.57 | 1 | 0 | 1 | 0 | 2 | 1 | 1 | 2 | 2 | 2 | 4.07 |
| 7 | DiSt3 | | 6.50 | 1.00 | 1 | 1 | 1 | 1 | 1 | 1 | 1 | 2 | 1 | 1 | 7.50 |
| 8 | RoLi3 | | 3.50 | 0.64 | 1 | 0 | 2 | 1 | 2 | 1 | 1 | 2 | 1 | 1 | 4.14 |
| | | | 36.00 | | | | | | | | | | | | 42.15 |

| Program Components | | Factor | | | | | | | | | | | |
|---|--|--------|------|------|------|------|------|------|------|------|------|------|--------------|
| Skating Skills | | 1.25 | 7.75 | 7.25 | 8.25 | 7.75 | 7.50 | 7.50 | 7.50 | 8.50 | 7.75 | 7.71 | |
| Linking Footwork / Movement | | 1.75 | 7.50 | 6.75 | 8.00 | 7.50 | 7.50 | 7.50 | 6.50 | 8.25 | 7.50 | 7.46 | |
| Performance | | 1.00 | 8.00 | 7.00 | 8.25 | 7.50 | 7.75 | 7.75 | 7.50 | 8.75 | 8.00 | 7.82 | |
| Choreography | | 1.00 | 8.25 | 6.75 | 8.50 | 7.75 | 7.50 | 7.75 | 7.75 | 8.75 | 8.00 | 7.93 | |
| Interpretation / Timing | | 1.00 | 8.00 | 7.25 | 8.25 | 7.75 | 8.75 | 8.00 | 8.25 | 8.50 | 8.25 | 8.14 | |
| Judges Total Program Component Score (factored) | | | | | | | | | | | | | 46.59 |

Deductions: 0.00

| Rank | Name | Nation | Starting Number | Total Segment Score | Total Element Score | Total Program Component Score (factored) | Total Deductions |
|------|--------------------------------------|--------|-----------------|---------------------|---------------------|--|------------------|
| 6 | Ekaterina RIAZANOVA / Ilia TKACHENKO | RUS | 17 | 84.14 | 40.68 | 43.46 | 0.00 |

| # | Executed Elements | Info | Base Value | GOE | The Judges Panel (in random order) | | | | | | | | Ref | Scores of Panel | |
|---|-------------------|------|--------------|------|------------------------------------|---|---|----|---|----|---|---|-----|-----------------|--------------|
| 1 | DiSt3 | | 6.50 | 1.14 | 2 | 1 | 0 | 1 | 1 | 1 | 1 | 1 | 2 | 2 | 7.64 |
| 2 | CuLi4 | | 4.00 | 0.93 | 2 | 1 | 2 | 2 | 2 | 2 | 1 | 2 | 2 | 2 | 4.93 |
| 3 | RRoLi3 | | 7.00 | 1.19 | 1 | 1 | 0 | 2 | 2 | 1 | 2 | 1 | 2 | 2 | 8.19 |
| 4 | STw4 | | 6.00 | 0.57 | 1 | 1 | 1 | 1 | 2 | 2 | 1 | 1 | 1 | 1 | 6.57 |
| 5 | CoSp2 | | 3.00 | 0.00 | 0 | 0 | 0 | -1 | 1 | -1 | 0 | 0 | 1 | 1 | 3.00 |
| 6 | StaLi4 | | 4.00 | 0.64 | 1 | 1 | 1 | 2 | 2 | 2 | 1 | 1 | 1 | 1 | 4.64 |
| 7 | CiSt2 | | 5.00 | 0.71 | 1 | 0 | 0 | 1 | 1 | 0 | 1 | 1 | 1 | 1 | 5.71 |
| | | | 35.50 | | | | | | | | | | | | 40.68 |

| Program Components | | Factor | | | | | | | | | | | |
|---|--|--------|------|------|------|------|------|------|------|------|------|------|--------------|
| Skating Skills | | 1.25 | 7.50 | 6.50 | 7.00 | 8.00 | 7.50 | 7.00 | 7.75 | 7.50 | 7.25 | 7.36 | |
| Linking Footwork / Movement | | 1.75 | 7.25 | 6.25 | 6.75 | 7.50 | 7.25 | 6.75 | 7.00 | 7.25 | 7.00 | 7.04 | |
| Performance | | 1.00 | 7.50 | 6.75 | 7.00 | 8.00 | 7.50 | 6.75 | 7.75 | 7.50 | 7.00 | 7.29 | |
| Choreography | | 1.00 | 7.50 | 6.00 | 7.00 | 8.00 | 7.75 | 7.00 | 7.00 | 7.50 | 7.25 | 7.29 | |
| Interpretation / Timing | | 1.00 | 7.75 | 6.75 | 7.25 | 8.00 | 7.50 | 7.00 | 7.50 | 7.75 | 6.75 | 7.36 | |
| Judges Total Program Component Score (factored) | | | | | | | | | | | | | 43.46 |

Deductions: 0.00

ISU European Figure Skating Championships 2011

ICE DANCE FREE DANCE JUDGES DETAILS PER SKATER

| Rank | Name | Nation | Starting Number | Total Segment Score | Total Element Score | Total Program Component Score (factored) | Total Deductions |
|------|-------------------------------------|--------|-----------------|---------------------|---------------------|--|------------------|
| 7 | Nelli ZHIGANSHINA / Alexander GAZSI | GER | 11 | 82.87 | 43.64 | 39.23 | 0.00 |

| # | Executed Elements | Info | Base Value | GOE | The Judges Panel (in random order) | | | | | | | | Ref | Scores of Panel | |
|---|-------------------|------|--------------|------|------------------------------------|---|---|---|----|---|---|---|-----|-----------------|------|
| 1 | STw4 | | 6.00 | 0.36 | 0 | 1 | 1 | 2 | -1 | 1 | 0 | 1 | 1 | | 6.36 |
| 2 | CuLi4 | | 4.00 | 0.79 | 1 | 2 | 2 | 1 | 2 | 2 | 1 | 1 | 2 | | 4.79 |
| 3 | CiSt3 | | 6.50 | 0.86 | 1 | 1 | 1 | 1 | 0 | 2 | 0 | 1 | 1 | | 7.36 |
| 4 | SILi4 | | 4.00 | 0.57 | 1 | 2 | 1 | 2 | 1 | 1 | 1 | 1 | 1 | | 4.57 |
| 5 | Sp3 | | 4.00 | 0.21 | 0 | 1 | 0 | 1 | 0 | 1 | 0 | 1 | 0 | | 4.21 |
| 6 | DiSt3 | | 6.50 | 0.71 | 0 | 1 | 1 | 1 | 0 | 1 | 0 | 1 | 1 | | 7.21 |
| 7 | RoLi4 | | 4.00 | 0.57 | 1 | 1 | 2 | 1 | 0 | 1 | 1 | 2 | 1 | | 4.57 |
| 8 | CuLi4 | | 4.00 | 0.57 | 1 | 2 | 1 | 2 | 1 | 1 | 1 | 1 | 1 | | 4.57 |
| | | | 39.00 | | | | | | | | | | | 43.64 | |

| Program Components | | Factor | | | | | | | | | | | | |
|---|--|--------|------|------|------|------|------|------|------|------|------|--|--------------|------|
| Skating Skills | | 1.25 | 6.25 | 6.75 | 6.50 | 6.75 | 6.50 | 7.00 | 6.00 | 6.25 | 6.00 | | | 6.43 |
| Linking Footwork / Movement | | 1.75 | 6.00 | 6.50 | 6.25 | 6.50 | 6.25 | 6.50 | 5.75 | 6.25 | 5.75 | | | 6.21 |
| Performance | | 1.00 | 6.50 | 6.75 | 6.50 | 6.75 | 6.75 | 6.75 | 6.00 | 6.50 | 6.50 | | | 6.61 |
| Choreography | | 1.00 | 6.75 | 7.00 | 6.75 | 7.00 | 7.00 | 7.75 | 6.25 | 7.00 | 6.75 | | | 6.89 |
| Interpretation / Timing | | 1.00 | 6.75 | 7.00 | 6.75 | 7.00 | 6.75 | 7.25 | 6.00 | 6.50 | 7.00 | | | 6.82 |
| Judges Total Program Component Score (factored) | | | | | | | | | | | | | 39.23 | |

Deductions: 0.00

| Rank | Name | Nation | Starting Number | Total Segment Score | Total Element Score | Total Program Component Score (factored) | Total Deductions |
|------|-------------------------------|--------|-----------------|---------------------|---------------------|--|------------------|
| 8 | Nora HOFFMANN / Maxim ZAVOZIN | HUN | 14 | 82.30 | 40.21 | 42.09 | 0.00 |

| # | Executed Elements | Info | Base Value | GOE | The Judges Panel (in random order) | | | | | | | | Ref | Scores of Panel | |
|---|-------------------|------|--------------|------|------------------------------------|---|---|---|---|---|---|---|-----|-----------------|------|
| 1 | Sp4 | | 5.00 | 0.71 | 2 | 1 | 1 | 2 | 1 | 2 | 2 | 1 | 1 | | 5.71 |
| 2 | STw4 | | 6.00 | 0.64 | 2 | 1 | 1 | 1 | 2 | 2 | 1 | 1 | 1 | | 6.64 |
| 3 | CiSt2 | | 5.00 | 1.00 | 2 | 1 | 1 | 1 | 1 | 1 | 1 | 1 | 0 | | 6.00 |
| 4 | RoLi3 | | 3.50 | 0.50 | 1 | 1 | 1 | 1 | 1 | 1 | 1 | 2 | 0 | | 4.00 |
| 5 | CuLi4 | | 4.00 | 0.71 | 1 | 2 | 1 | 2 | 1 | 2 | 2 | 1 | 1 | | 4.71 |
| 6 | SILi2 | | 2.50 | 0.36 | 0 | 2 | 0 | 1 | 2 | 1 | 1 | 0 | 0 | | 2.86 |
| 7 | RoLi4 | | 4.00 | 0.43 | 0 | 1 | 1 | 1 | 2 | 1 | 1 | 1 | 0 | | 4.43 |
| 8 | MiSt2 | | 5.00 | 0.86 | 1 | 1 | 1 | 1 | 1 | 1 | 1 | 0 | 0 | | 5.86 |
| | | | 35.00 | | | | | | | | | | | 40.21 | |

| Program Components | | Factor | | | | | | | | | | | | |
|---|--|--------|------|------|------|------|------|------|------|------|------|--|--------------|------|
| Skating Skills | | 1.25 | 7.25 | 7.25 | 7.00 | 7.75 | 7.25 | 7.50 | 6.50 | 6.75 | 6.75 | | | 7.11 |
| Linking Footwork / Movement | | 1.75 | 6.75 | 7.00 | 6.50 | 7.50 | 6.25 | 7.25 | 7.00 | 6.25 | 6.50 | | | 6.75 |
| Performance | | 1.00 | 7.00 | 7.50 | 6.75 | 7.50 | 7.25 | 8.00 | 7.25 | 6.50 | 6.00 | | | 7.11 |
| Choreography | | 1.00 | 7.25 | 7.25 | 7.00 | 7.75 | 7.00 | 7.75 | 7.25 | 6.50 | 6.25 | | | 7.14 |
| Interpretation / Timing | | 1.00 | 7.00 | 7.50 | 7.00 | 7.75 | 6.75 | 7.75 | 7.25 | 6.75 | 6.75 | | | 7.14 |
| Judges Total Program Component Score (factored) | | | | | | | | | | | | | 42.09 | |

Deductions: 0.00

| Rank | Name | Nation | Starting Number | Total Segment Score | Total Element Score | Total Program Component Score (factored) | Total Deductions |
|------|----------------------------------|--------|-----------------|---------------------|---------------------|--|------------------|
| 9 | Lucie MYSLIVECKOVA / Matej NOVAK | CZE | 12 | 80.98 | 41.34 | 39.64 | 0.00 |

| # | Executed Elements | Info | Base Value | GOE | The Judges Panel (in random order) | | | | | | | | Ref | Scores of Panel | |
|---|-------------------|------|--------------|-------|------------------------------------|----|----|---|---|----|----|----|-----|-----------------|------|
| 1 | CiSt3 | | 6.50 | 1.14 | 1 | 1 | 1 | 1 | 2 | 2 | 1 | 0 | 1 | | 7.64 |
| 2 | STw3 | | 5.00 | -0.36 | -1 | -1 | -1 | 0 | 1 | -1 | -1 | -1 | 0 | | 4.64 |
| 3 | CuLi4 | | 4.00 | 0.64 | 1 | 0 | 1 | 1 | 1 | 2 | 1 | 2 | 2 | | 4.64 |
| 4 | MiSt2 | | 5.00 | 0.43 | 1 | 0 | 0 | 0 | 0 | 1 | 1 | 0 | 1 | | 5.43 |
| 5 | SeLi4 | | 8.00 | 1.06 | 2 | 1 | 1 | 2 | 1 | 1 | 1 | 2 | 1 | | 9.06 |
| 6 | CoSp4 | | 5.00 | 0.43 | 1 | 1 | 0 | 1 | 2 | 1 | 1 | 0 | 1 | | 5.43 |
| 7 | RoLi4 | | 4.00 | 0.50 | 1 | 1 | 1 | 1 | 1 | 1 | 1 | 2 | 1 | | 4.50 |
| 8 | Li+TRANS | | 0.00 | 0.00 | - | - | - | - | - | - | - | - | - | | 0.00 |
| | | | 37.50 | | | | | | | | | | | 41.34 | |

| Program Components | | Factor | | | | | | | | | | | | |
|---|--|--------|------|------|------|------|------|------|------|------|------|--|--------------|------|
| Skating Skills | | 1.25 | 6.75 | 6.00 | 6.50 | 7.25 | 6.75 | 6.75 | 6.75 | 6.25 | 6.50 | | | 6.61 |
| Linking Footwork / Movement | | 1.75 | 6.50 | 5.50 | 6.25 | 7.00 | 6.50 | 7.00 | 6.25 | 6.25 | 6.25 | | | 6.43 |
| Performance | | 1.00 | 6.75 | 6.00 | 6.50 | 7.25 | 6.50 | 7.25 | 7.25 | 5.75 | 6.75 | | | 6.71 |
| Choreography | | 1.00 | 7.00 | 6.25 | 6.50 | 7.00 | 7.50 | 7.00 | 6.50 | 6.25 | 6.75 | | | 6.71 |
| Interpretation / Timing | | 1.00 | 6.75 | 6.25 | 6.75 | 6.75 | 6.75 | 7.50 | 7.00 | 6.25 | 6.75 | | | 6.71 |
| Judges Total Program Component Score (factored) | | | | | | | | | | | | | 39.64 | |

Deductions: 0.00

ISU European Figure Skating Championships 2011

ICE DANCE FREE DANCE JUDGES DETAILS PER SKATER

| Rank | Name | Nation | Starting Number | Total Segment Score | Total Element Score | Total Program Component Score (factored) | Total Deductions |
|------|-------------------------------|--------|-----------------|---------------------|---------------------|--|------------------|
| 10 | Pernelle CARRON / Lloyd JONES | FRA | 13 | 78.18 | 39.81 | 38.37 | 0.00 |

| # | Executed Elements | Info | Base Value | GOE | The Judges Panel (in random order) | | | | | | | | Ref | Scores of Panel | |
|---|-------------------|------|--------------|-------|------------------------------------|----|---|----|----|----|----|---|-----|-----------------|------|
| 1 | StaLi4 | | 4.00 | 0.93 | 2 | 2 | 2 | 1 | 2 | 2 | 2 | 2 | 1 | | 4.93 |
| 2 | CiSt3 | | 6.50 | 0.71 | 0 | 1 | 1 | 0 | 1 | 1 | 0 | 1 | 1 | | 7.21 |
| 3 | CoSp3 | | 4.00 | 0.50 | 1 | 1 | 1 | 1 | 1 | 1 | 1 | 1 | 1 | | 4.50 |
| 4 | CuLi4+RoLi4 | | 8.00 | 1.31 | 1 | 2 | 2 | 0 | 2 | 2 | 1 | 2 | 1 | | 9.31 |
| 5 | STw3 | | 5.00 | -0.14 | 0 | -1 | 0 | -1 | 0 | 0 | -1 | 0 | 0 | | 4.86 |
| 6 | MiSt2 | | 5.00 | -0.57 | 0 | -1 | 0 | -1 | -1 | -1 | -1 | 0 | 0 | | 4.43 |
| 7 | RoLi4 | | 4.00 | 0.57 | 1 | 2 | 1 | 1 | 2 | 1 | 1 | 1 | 1 | | 4.57 |
| | | | 36.50 | | | | | | | | | | | 39.81 | |

Program Components

| | Factor | | | | | | | | | | | |
|--|--------|------|------|------|------|------|------|------|------|------|--|--------------|
| Skating Skills | 1.25 | 6.50 | 6.50 | 6.75 | 5.50 | 6.25 | 6.75 | 7.00 | 6.50 | 6.50 | | 6.54 |
| Linking Footwork / Movement | 1.75 | 6.25 | 6.25 | 6.50 | 5.50 | 6.25 | 6.50 | 6.75 | 6.25 | 6.00 | | 6.29 |
| Performance | 1.00 | 6.25 | 6.25 | 6.75 | 5.25 | 6.50 | 7.00 | 6.25 | 6.25 | 6.50 | | 6.39 |
| Choreography | 1.00 | 6.50 | 6.25 | 7.00 | 5.50 | 5.75 | 6.50 | 6.50 | 6.75 | 6.25 | | 6.36 |
| Interpretation / Timing | 1.00 | 6.50 | 6.50 | 6.75 | 5.75 | 6.25 | 6.75 | 6.50 | 6.25 | 6.25 | | 6.43 |
| Judges Total Program Component Score (factored) | | | | | | | | | | | | 38.37 |

Deductions:

0.00

| Rank | Name | Nation | Starting Number | Total Segment Score | Total Element Score | Total Program Component Score (factored) | Total Deductions |
|------|--|--------|-----------------|---------------------|---------------------|--|------------------|
| 11 | Siobhan HEEKIN-CANEDY / Alexander SHAKALOV | UKR | 6 | 74.12 | 40.64 | 33.48 | 0.00 |

| # | Executed Elements | Info | Base Value | GOE | The Judges Panel (in random order) | | | | | | | | Ref | Scores of Panel | |
|---|-------------------|------|--------------|------|------------------------------------|---|---|---|----|---|---|---|-----|-----------------|------|
| 1 | RoLi4 | | 4.00 | 0.50 | 1 | 2 | 1 | 1 | 1 | 1 | 1 | 1 | 0 | | 4.50 |
| 2 | CoSp4 | | 5.00 | 0.07 | 0 | 0 | 1 | 0 | 1 | 0 | 0 | 0 | 0 | | 5.07 |
| 3 | DiSt3 | | 6.50 | 0.00 | -1 | 0 | 1 | 0 | -1 | 0 | 1 | 1 | -1 | | 6.50 |
| 4 | STw4 | | 6.00 | 0.36 | 0 | 1 | 1 | 1 | 1 | 1 | 1 | 0 | 0 | | 6.36 |
| 5 | CuLi4 | | 4.00 | 0.14 | 0 | 0 | 1 | 0 | 0 | 1 | 0 | 1 | 0 | | 4.14 |
| 6 | CiSt3 | | 6.50 | 0.00 | 0 | 0 | 0 | 0 | 0 | 0 | 1 | 0 | 0 | | 6.50 |
| 7 | SILi3+RoLi3 | | 7.00 | 0.57 | 1 | 1 | 2 | 1 | 0 | 1 | 1 | 0 | 0 | | 7.57 |
| 8 | Li+TRANS | | 0.00 | 0.00 | - | - | - | - | - | - | - | - | - | | 0.00 |
| | | | 39.00 | | | | | | | | | | | 40.64 | |

Program Components

| | Factor | | | | | | | | | | | |
|--|--------|------|------|------|------|------|------|------|------|------|--|--------------|
| Skating Skills | 1.25 | 5.00 | 5.75 | 6.25 | 6.25 | 5.25 | 5.75 | 6.25 | 5.25 | 4.75 | | 5.64 |
| Linking Footwork / Movement | 1.75 | 4.75 | 5.50 | 6.00 | 5.50 | 5.00 | 5.50 | 6.00 | 5.25 | 5.00 | | 5.39 |
| Performance | 1.00 | 5.50 | 5.75 | 6.25 | 6.50 | 5.00 | 5.75 | 6.00 | 5.50 | 4.50 | | 5.68 |
| Choreography | 1.00 | 5.25 | 5.50 | 6.00 | 6.00 | 5.25 | 6.25 | 6.25 | 5.25 | 5.00 | | 5.64 |
| Interpretation / Timing | 1.00 | 4.75 | 6.00 | 6.25 | 6.00 | 5.25 | 6.25 | 6.25 | 5.25 | 4.50 | | 5.68 |
| Judges Total Program Component Score (factored) | | | | | | | | | | | | 33.48 |

Deductions:

0.00

| Rank | Name | Nation | Starting Number | Total Segment Score | Total Element Score | Total Program Component Score (factored) | Total Deductions |
|------|--------------------------------------|--------|-----------------|---------------------|---------------------|--|------------------|
| 12 | Nadezhda FROLENKOVA / Mikhail KASALO | UKR | 7 | 73.13 | 40.76 | 32.37 | 0.00 |

| # | Executed Elements | Info | Base Value | GOE | The Judges Panel (in random order) | | | | | | | | Ref | Scores of Panel | |
|---|-------------------|------|--------------|-------|------------------------------------|----|---|----|---|---|---|----|-----|-----------------|------|
| 1 | DiSt3 | | 6.50 | 0.57 | 0 | 1 | 0 | 1 | 0 | 0 | 1 | 1 | 1 | | 7.07 |
| 2 | RoLi4 | | 4.00 | 0.64 | 2 | 1 | 2 | 2 | 1 | 1 | 1 | 1 | 0 | | 4.64 |
| 3 | STw4 | | 6.00 | -0.07 | 0 | -1 | 0 | 0 | 0 | 0 | 0 | -1 | 0 | | 5.93 |
| 4 | Sp4 | | 5.00 | -0.07 | 0 | -1 | 0 | -1 | 0 | 0 | 0 | 0 | 0 | | 4.93 |
| 5 | CuLi4 | | 4.00 | 0.50 | 1 | 0 | 1 | 1 | 1 | 1 | 1 | 1 | 1 | | 4.50 |
| 6 | CiSt2 | | 5.00 | 0.00 | 0 | 0 | 0 | 0 | 0 | 0 | 0 | 0 | 1 | | 5.00 |
| 7 | SILi4+RoLi4 | | 8.00 | 0.69 | 1 | 0 | 1 | 1 | 1 | 1 | 1 | 0 | 1 | | 8.69 |
| 8 | Li+TRANS | | 0.00 | 0.00 | - | - | - | - | - | - | - | - | - | | 0.00 |
| | | | 38.50 | | | | | | | | | | | 40.76 | |

Program Components

| | Factor | | | | | | | | | | | |
|--|--------|------|------|------|------|------|------|------|------|------|--|--------------|
| Skating Skills | 1.25 | 5.25 | 5.00 | 5.75 | 5.75 | 5.50 | 5.50 | 5.50 | 5.00 | 5.75 | | 5.46 |
| Linking Footwork / Movement | 1.75 | 5.25 | 5.00 | 5.50 | 5.25 | 5.00 | 5.00 | 5.25 | 5.00 | 5.50 | | 5.18 |
| Performance | 1.00 | 5.50 | 4.75 | 6.50 | 5.75 | 5.50 | 5.25 | 5.50 | 5.25 | 5.75 | | 5.50 |
| Choreography | 1.00 | 6.50 | 5.25 | 5.75 | 5.50 | 5.25 | 5.25 | 5.75 | 5.00 | 6.00 | | 5.54 |
| Interpretation / Timing | 1.00 | 5.00 | 5.25 | 6.00 | 5.75 | 5.50 | 5.25 | 5.50 | 5.25 | 5.50 | | 5.43 |
| Judges Total Program Component Score (factored) | | | | | | | | | | | | 32.37 |

Deductions:

0.00

ISU European Figure Skating Championships 2011

ICE DANCE FREE DANCE JUDGES DETAILS PER SKATER

| Rank | Name | Nation | Starting Number | Total Segment Score | Total Element Score | Total Program Component Score (factored) | Total Deductions |
|------|---------------------------------------|--------|-----------------|---------------------|---------------------|--|------------------|
| 13 | Isabella TOBIAS / Deividas STAGNIUNAS | LTU | 10 | 72.36 | 39.14 | 34.22 | -1.00 |

| # | Executed Elements | Info | Base Value | GOE | The Judges Panel (in random order) | | | | | | | | Ref | Scores of Panel | |
|---|-------------------|------|--------------|-------|------------------------------------|----|----|---|---|----|---|----|-----|-----------------|------|
| 1 | STw2 | | 4.00 | -0.36 | -1 | -1 | -1 | 0 | 0 | -1 | 0 | -1 | -1 | | 3.64 |
| 2 | CiSt3 | | 6.50 | 0.86 | 1 | 1 | 0 | 1 | 1 | 1 | 1 | 0 | 1 | | 7.36 |
| 3 | CuLi4+RoLi4 | | 8.00 | 0.93 | 1 | 0 | 1 | 1 | 2 | 1 | 1 | 1 | 2 | | 8.93 |
| 4 | Sp4 | | 5.00 | 0.29 | 1 | 1 | 0 | 1 | 0 | 1 | 0 | 1 | 0 | | 5.29 |
| 5 | DiSt2 | | 5.00 | 0.14 | 1 | 0 | 0 | 0 | 0 | 0 | 1 | 0 | 0 | | 5.14 |
| 6 | SILi4 | | 4.00 | 0.21 | 0 | 0 | 0 | 1 | 1 | 0 | 0 | 1 | 1 | | 4.21 |
| 7 | CuLi4 | | 4.00 | 0.57 | 2 | 1 | 1 | 1 | 1 | 1 | 1 | 1 | 2 | | 4.57 |
| | | | 36.50 | | | | | | | | | | | 39.14 | |

Program Components

| | Factor | | | | | | | | | | | |
|-----------------------------|--------|------|------|------|------|------|------|------|------|------|--|------|
| Skating Skills | 1.25 | 5.75 | 5.75 | 5.25 | 5.75 | 6.00 | 6.00 | 5.50 | 5.75 | 5.75 | | 5.75 |
| Linking Footwork / Movement | 1.75 | 5.50 | 5.25 | 5.25 | 5.50 | 5.75 | 5.50 | 5.00 | 5.50 | 5.50 | | 5.43 |
| Performance | 1.00 | 6.75 | 6.00 | 5.00 | 6.00 | 6.00 | 6.25 | 5.25 | 5.75 | 6.00 | | 5.89 |
| Choreography | 1.00 | 6.00 | 5.75 | 5.00 | 6.00 | 6.00 | 5.50 | 5.75 | 5.50 | 5.75 | | 5.75 |
| Interpretation / Timing | 1.00 | 6.25 | 6.00 | 5.50 | 5.75 | 6.25 | 6.00 | 5.50 | 5.75 | 6.00 | | 5.89 |

Judges Total Program Component Score (factored) **34.22**

Deductions: Extended lifts: -1.00 **-1.00**

| Rank | Name | Nation | Starting Number | Total Segment Score | Total Element Score | Total Program Component Score (factored) | Total Deductions |
|------|----------------------------------|--------|-----------------|---------------------|---------------------|--|------------------|
| 14 | Penny COOMES / Nicholas BUCKLAND | GBR | 5 | 71.69 | 39.26 | 33.43 | -1.00 |

| # | Executed Elements | Info | Base Value | GOE | The Judges Panel (in random order) | | | | | | | | Ref | Scores of Panel | |
|---|-------------------|------|--------------|-------|------------------------------------|---|---|---|---|----|----|---|-----|-----------------|------|
| 1 | RoLi4 | | 4.00 | 0.86 | 2 | 1 | 2 | 1 | 1 | 2 | 2 | 2 | 2 | | 4.86 |
| 2 | STw4 | | 6.00 | 0.14 | 0 | 0 | 1 | 0 | 0 | 1 | 0 | 1 | 0 | | 6.14 |
| 3 | CoSp4 | | 5.00 | 0.00 | -1 | 0 | 0 | 0 | 0 | 1 | -1 | 0 | 1 | | 5.00 |
| 4 | CuLi4 | | 4.00 | 0.64 | 2 | 1 | 1 | 1 | 2 | 0 | 1 | 1 | 2 | | 4.64 |
| 5 | CuLi4+RoLi4 | | 8.00 | 0.69 | 1 | 1 | 2 | 0 | 1 | 1 | 1 | 0 | 1 | | 8.69 |
| 6 | CiSt1 | | 3.50 | -0.07 | 0 | 0 | 0 | 0 | 0 | -1 | -1 | 0 | 1 | | 3.43 |
| 7 | DiSt3 | | 6.50 | 0.00 | 0 | 0 | 0 | 0 | 0 | 0 | 0 | 0 | 0 | | 6.50 |
| 8 | Li+TRANS | | 0.00 | 0.00 | - | - | - | - | - | - | - | - | - | | 0.00 |
| 9 | Li+TRANS | | 0.00 | 0.00 | - | - | - | - | - | - | - | - | - | | 0.00 |
| | | | 37.00 | | | | | | | | | | | 39.26 | |

Program Components

| | Factor | | | | | | | | | | | |
|-----------------------------|--------|------|------|------|------|------|------|------|------|------|--|------|
| Skating Skills | 1.25 | 5.50 | 4.50 | 5.75 | 5.75 | 5.75 | 5.75 | 5.50 | 5.25 | 5.50 | | 5.57 |
| Linking Footwork / Movement | 1.75 | 5.00 | 5.25 | 5.50 | 5.75 | 5.50 | 5.50 | 5.00 | 5.50 | 5.75 | | 5.43 |
| Performance | 1.00 | 4.75 | 5.75 | 5.50 | 5.50 | 6.00 | 6.00 | 5.25 | 5.25 | 6.25 | | 5.61 |
| Choreography | 1.00 | 5.00 | 5.75 | 6.00 | 6.00 | 6.00 | 5.75 | 5.25 | 5.00 | 6.50 | | 5.68 |
| Interpretation / Timing | 1.00 | 5.25 | 5.50 | 6.00 | 6.00 | 6.00 | 5.50 | 5.50 | 5.25 | 6.25 | | 5.68 |

Judges Total Program Component Score (factored) **33.43**

Deductions: Extended lifts: -1.00 **-1.00**

| Rank | Name | Nation | Starting Number | Total Segment Score | Total Element Score | Total Program Component Score (factored) | Total Deductions |
|------|---------------------------|--------|-----------------|---------------------|---------------------|--|------------------|
| 15 | Sara HURTADO / Adria DIAZ | ESP | 1 | 70.97 | 39.43 | 31.54 | 0.00 |

| # | Executed Elements | Info | Base Value | GOE | The Judges Panel (in random order) | | | | | | | | Ref | Scores of Panel | |
|---|-------------------|------|--------------|-------|------------------------------------|---|---|---|---|----|---|----|-----|-----------------|------|
| 1 | SILi4 | | 4.00 | 0.79 | 1 | 2 | 2 | 1 | 1 | 2 | 2 | 2 | 0 | | 4.79 |
| 2 | DiSt2 | | 5.00 | 0.29 | 0 | 0 | 0 | 0 | 1 | 0 | 1 | 0 | 1 | | 5.29 |
| 3 | CuLi4 | | 4.00 | 0.50 | 1 | 1 | 1 | 1 | 1 | 1 | 1 | 1 | 1 | | 4.50 |
| 4 | CoSp4 | | 5.00 | 0.21 | 1 | 1 | 0 | 0 | 1 | 0 | 0 | 0 | 1 | | 5.21 |
| 5 | CiSt2 | | 5.00 | 0.00 | 0 | 0 | 0 | 0 | 0 | 0 | 1 | 0 | 0 | | 5.00 |
| 6 | STw4 | | 6.00 | -0.14 | 0 | 0 | 0 | 0 | 0 | -1 | 0 | -1 | -1 | | 5.86 |
| 7 | SILi4 | | 4.00 | 0.64 | 2 | 1 | 1 | 1 | 1 | 1 | 2 | 2 | 1 | | 4.64 |
| 8 | RoLi4 | | 4.00 | 0.14 | 1 | 1 | 0 | 1 | 0 | 0 | 0 | 0 | 0 | | 4.14 |
| | | | 37.00 | | | | | | | | | | | 39.43 | |

Program Components

| | Factor | | | | | | | | | | | |
|-----------------------------|--------|------|------|------|------|------|------|------|------|------|--|------|
| Skating Skills | 1.25 | 5.25 | 4.50 | 5.50 | 5.50 | 5.25 | 5.25 | 6.25 | 5.50 | 5.25 | | 5.36 |
| Linking Footwork / Movement | 1.75 | 4.25 | 3.00 | 5.00 | 4.75 | 4.75 | 5.00 | 6.00 | 4.75 | 4.75 | | 4.75 |
| Performance | 1.00 | 5.50 | 4.75 | 5.50 | 5.75 | 5.50 | 5.50 | 6.50 | 5.75 | 5.50 | | 5.57 |
| Choreography | 1.00 | 5.00 | 4.50 | 5.25 | 5.50 | 5.75 | 5.25 | 6.50 | 6.00 | 5.00 | | 5.39 |
| Interpretation / Timing | 1.00 | 5.50 | 4.75 | 5.75 | 5.25 | 5.75 | 5.25 | 6.50 | 5.75 | 5.75 | | 5.57 |

Judges Total Program Component Score (factored) **31.54**

Deductions: **0.00**

ISU European Figure Skating Championships 2011

ICE DANCE FREE DANCE JUDGES DETAILS PER SKATER

| Rank | Name | Nation | Starting Number | Total Segment Score | Total Element Score | Total Program Component Score (factored) | Total Deductions |
|------|--------------------------------|--------|-----------------|---------------------|---------------------|--|------------------|
| 16 | Ramona ELSENER / Florian ROOST | SUI | 4 | 69.51 | 40.87 | 28.64 | 0.00 |

| # | Executed Elements | Info | Base Value | GOE | The Judges Panel (in random order) | | | | | | | | Ref | Scores of Panel | |
|---|-------------------|------|--------------|-------|------------------------------------|---|---|---|----|---|---|---|-----|-----------------|--------------|
| 1 | STw4 | | 6.00 | 0.14 | 0 | 0 | 1 | 0 | -1 | 1 | 0 | 1 | 0 | | 6.14 |
| 2 | CiSt3 | | 6.50 | 0.00 | 0 | 0 | 0 | 0 | 0 | 0 | 0 | 1 | -1 | | 6.50 |
| 3 | CoSp4 | | 5.00 | -0.07 | -1 | 0 | 0 | 0 | -1 | 0 | 0 | 0 | 0 | | 4.93 |
| 4 | SILi4 | | 4.00 | 0.50 | 1 | 1 | 1 | 1 | 1 | 1 | 1 | 1 | 2 | | 4.50 |
| 5 | CuLi4+SILi4 | | 8.00 | 0.23 | 1 | 0 | 1 | 0 | 0 | 0 | 0 | 1 | 0 | | 8.23 |
| 6 | RoLi4 | | 4.00 | 0.21 | 0 | 1 | 1 | 0 | 0 | 1 | 1 | 0 | 0 | | 4.21 |
| 7 | DiSt3 | | 6.50 | -0.14 | -1 | 0 | 0 | 0 | -1 | 0 | 1 | 0 | 0 | | 6.36 |
| 8 | Li+TRANS | | 0.00 | 0.00 | - | - | - | - | - | - | - | - | - | | 0.00 |
| | | | 40.00 | | | | | | | | | | | | 40.87 |

| Program Components | | Factor | | | | | | | | | | | |
|---|--|--------|------|------|------|------|------|------|------|------|------|--|--------------|
| Skating Skills | | 1.25 | 5.00 | 4.50 | 5.00 | 4.75 | 4.75 | 4.50 | 4.50 | 5.00 | 4.75 | | 4.75 |
| Linking Footwork / Movement | | 1.75 | 4.75 | 3.75 | 4.75 | 4.50 | 4.50 | 4.25 | 4.25 | 4.75 | 4.50 | | 4.50 |
| Performance | | 1.00 | 5.25 | 4.75 | 5.25 | 4.50 | 4.75 | 4.75 | 5.25 | 5.25 | 4.75 | | 4.96 |
| Choreography | | 1.00 | 5.00 | 4.75 | 5.25 | 4.50 | 5.00 | 4.50 | 5.50 | 5.50 | 4.50 | | 4.93 |
| Interpretation / Timing | | 1.00 | 5.25 | 4.50 | 5.25 | 4.75 | 4.50 | 4.75 | 6.00 | 5.25 | 4.75 | | 4.93 |
| Judges Total Program Component Score (factored) | | | | | | | | | | | | | 28.64 |

Deductions: 0.00

| Rank | Name | Nation | Starting Number | Total Segment Score | Total Element Score | Total Program Component Score (factored) | Total Deductions |
|------|-------------------------------|--------|-----------------|---------------------|---------------------|--|------------------|
| 17 | Allison REED / Otar JAPARIDZE | GEO | 2 | 67.87 | 35.94 | 31.93 | 0.00 |

| # | Executed Elements | Info | Base Value | GOE | The Judges Panel (in random order) | | | | | | | | Ref | Scores of Panel |
|---|-------------------|------|--------------|-------|------------------------------------|----|---|----|---|----|---|---|-----|-----------------|
| 1 | CoSp3 | | 4.00 | 0.50 | 1 | 1 | 1 | 1 | 1 | 1 | 0 | 1 | | 4.50 |
| 2 | CuLi4 | | 4.00 | 0.50 | 1 | 1 | 1 | 1 | 1 | 0 | 1 | 2 | 1 | 4.50 |
| 3 | CuLi4 | | 4.00 | 0.07 | 0 | 0 | 0 | 0 | 0 | 0 | 1 | 1 | 0 | 4.07 |
| 4 | STw4 | | 6.00 | -0.14 | -1 | 0 | 0 | -1 | 1 | 0 | 0 | 0 | -1 | 5.86 |
| 5 | SILi4 | | 4.00 | 0.29 | 0 | 0 | 1 | 1 | 0 | 1 | 1 | 1 | 0 | 4.29 |
| 6 | CiSt1 | | 3.50 | -0.07 | 0 | 0 | 0 | -1 | 0 | -1 | 0 | 0 | 0 | 3.43 |
| 7 | RoLi4 | | 4.00 | 0.43 | 0 | 1 | 1 | 1 | 0 | 1 | 1 | 1 | 1 | 4.43 |
| 8 | MiSt2 | | 5.00 | -0.14 | 0 | -1 | 0 | 0 | 0 | -1 | 0 | 0 | 0 | 4.86 |
| 9 | Li+TRANS | | 0.00 | 0.00 | - | - | - | - | - | - | - | - | - | 0.00 |
| | | | 34.50 | | | | | | | | | | | 35.94 |

| Program Components | | Factor | | | | | | | | | | | |
|---|--|--------|------|------|------|------|------|------|------|------|------|--|--------------|
| Skating Skills | | 1.25 | 4.75 | 5.00 | 5.75 | 5.25 | 5.75 | 5.25 | 5.75 | 5.50 | 5.50 | | 5.43 |
| Linking Footwork / Movement | | 1.75 | 4.50 | 5.00 | 5.25 | 5.00 | 5.00 | 5.25 | 5.50 | 5.25 | 5.25 | | 5.14 |
| Performance | | 1.00 | 5.00 | 5.25 | 5.50 | 5.25 | 5.75 | 5.00 | 5.75 | 5.75 | 5.25 | | 5.39 |
| Choreography | | 1.00 | 5.00 | 4.75 | 5.50 | 5.00 | 5.50 | 5.50 | 5.75 | 6.00 | 5.50 | | 5.39 |
| Interpretation / Timing | | 1.00 | 4.25 | 5.25 | 5.75 | 5.25 | 5.25 | 5.25 | 5.50 | 5.75 | 5.25 | | 5.36 |
| Judges Total Program Component Score (factored) | | | | | | | | | | | | | 31.93 |

Deductions: 0.00

| Rank | Name | Nation | Starting Number | Total Segment Score | Total Element Score | Total Program Component Score (factored) | Total Deductions |
|------|--------------------------------------|--------|-----------------|---------------------|---------------------|--|------------------|
| 18 | Lorenza ALESSANDRINI / Simone VATURI | ITA | 8 | 67.66 | 36.29 | 32.37 | -1.00 |

| # | Executed Elements | Info | Base Value | GOE | The Judges Panel (in random order) | | | | | | | | Ref | Scores of Panel |
|---|-------------------|------|--------------|-------|------------------------------------|----|---|----|---|---|---|----|-----|-----------------|
| 1 | StaLi4 | | 4.00 | 0.93 | 1 | 2 | 2 | 2 | 1 | 3 | 2 | 2 | 2 | 4.93 |
| 2 | SILi4 | | 4.00 | 0.50 | 1 | 1 | 1 | 0 | 1 | 1 | 2 | 1 | 1 | 4.50 |
| 3 | STw3 | | 5.00 | -0.21 | 0 | -1 | 0 | -1 | 1 | 0 | 0 | -1 | -1 | 4.79 |
| 4 | DiSt2 | | 5.00 | 0.00 | 0 | 0 | 0 | 0 | 0 | 0 | 1 | 0 | 0 | 5.00 |
| 5 | CoSp4 | | 5.00 | 0.21 | 0 | 1 | 1 | 0 | 0 | 1 | 1 | 0 | 0 | 5.21 |
| 6 | CuLi4 | | 4.00 | 0.50 | 1 | 1 | 2 | 0 | 1 | 1 | 1 | 1 | 1 | 4.50 |
| 7 | CiSt1 | | 3.50 | 0.00 | 0 | 0 | 0 | 0 | 0 | 0 | 1 | 0 | -1 | 3.50 |
| 8 | SILi3 | | 3.50 | 0.36 | 0 | 1 | 0 | 1 | 1 | 1 | 2 | 0 | 1 | 3.86 |
| | | | 34.00 | | | | | | | | | | | 36.29 |

| Program Components | | Factor | | | | | | | | | | | |
|---|--|--------|------|------|------|------|------|------|------|------|------|--|--------------|
| Skating Skills | | 1.25 | 5.25 | 5.75 | 5.50 | 5.50 | 4.75 | 6.25 | 6.50 | 5.50 | 5.25 | | 5.57 |
| Linking Footwork / Movement | | 1.75 | 5.00 | 5.25 | 4.75 | 5.25 | 4.25 | 4.75 | 6.25 | 5.50 | 5.00 | | 5.07 |
| Performance | | 1.00 | 5.50 | 5.25 | 5.25 | 5.75 | 5.00 | 6.50 | 6.75 | 5.25 | 5.25 | | 5.54 |
| Choreography | | 1.00 | 5.25 | 5.75 | 5.00 | 5.00 | 5.00 | 6.00 | 6.50 | 5.25 | 5.00 | | 5.32 |
| Interpretation / Timing | | 1.00 | 5.50 | 6.00 | 5.50 | 5.75 | 4.75 | 6.00 | 6.50 | 5.50 | 5.50 | | 5.68 |
| Judges Total Program Component Score (factored) | | | | | | | | | | | | | 32.37 |

Deductions: Extended lifts: -1.00

ISU European Figure Skating Championships 2011

ICE DANCE FREE DANCE JUDGES DETAILS PER SKATER

| Rank | Name | Nation | Starting Number | Total Segment Score | Total Element Score | Total Program Component Score (factored) | Total Deductions |
|------|-----------------------------------|--------|-----------------|---------------------|---------------------|--|------------------|
| 19 | Federica TESTA / Christopher MIOR | ITA | 9 | 65.12 | 35.46 | 31.66 | -2.00 |

| # | Executed Elements | Info | Base Value | GOE | The Judges Panel (in random order) | | | | | | | | Ref | Scores of Panel | |
|---|-------------------|------|--------------|-------|------------------------------------|----|----|----|---|----|----|----|-----|-----------------|------|
| 1 | STw4 | | 6.00 | 0.57 | 1 | 1 | 2 | 1 | 1 | 2 | 1 | 1 | 1 | | 6.57 |
| 2 | CuLi4 | | 4.00 | 0.29 | 0 | 0 | 1 | 1 | 1 | 0 | 1 | 0 | 1 | | 4.29 |
| 3 | CiSt3 | | 6.50 | 0.29 | -1 | 0 | 1 | 0 | 0 | 1 | 0 | 0 | 1 | | 6.79 |
| 4 | CuLi1 | | 1.50 | -0.41 | -1 | -1 | -1 | -2 | 0 | -1 | -1 | -2 | -2 | | 1.09 |
| 5 | SILi2 | | 2.50 | 0.29 | 1 | 0 | 0 | 1 | 1 | 1 | 0 | 0 | 1 | | 2.79 |
| 6 | CoSp4 | | 5.00 | -0.36 | -1 | -1 | -1 | 0 | 0 | -1 | 0 | -1 | -1 | | 4.64 |
| 7 | MiSt2 | | 5.00 | 0.00 | 0 | -1 | 0 | 0 | 0 | 0 | 0 | 0 | 0 | | 5.00 |
| 8 | RoLi4 | | 4.00 | 0.29 | 1 | 0 | 0 | 0 | 0 | 1 | 1 | 1 | 1 | | 4.29 |
| 9 | Li+TRANS | | 0.00 | 0.00 | - | - | - | - | - | - | - | - | - | | 0.00 |
| | | | 34.50 | | | | | | | | | | | 35.46 | |

| Program Components | | | Factor | | | | | | | | | | | |
|---|------|------|-----------------------|------|------|------|------|------|------|------|------|------|------|--------------|
| Skating Skills | 1.25 | 5.25 | 4.75 | 5.00 | 5.25 | 5.25 | 5.25 | 5.25 | 5.25 | 5.25 | 5.50 | | 5.21 | |
| Linking Footwork / Movement | 1.75 | 5.25 | 5.00 | 4.50 | 5.00 | 5.00 | 5.00 | 5.25 | 5.25 | 5.25 | 5.25 | | 5.11 | |
| Performance | 1.00 | 5.50 | 4.75 | 5.00 | 5.00 | 5.50 | 5.25 | 5.50 | 5.25 | 5.25 | 5.25 | | 5.25 | |
| Choreography | 1.00 | 5.50 | 5.50 | 5.50 | 5.50 | 5.50 | 5.25 | 5.25 | 5.50 | 6.00 | | 5.46 | | |
| Interpretation / Timing | 1.00 | 5.75 | 4.75 | 5.50 | 5.25 | 5.25 | 5.50 | 5.50 | 5.75 | 5.75 | | 5.50 | | |
| Judges Total Program Component Score (factored) | | | | | | | | | | | | | | 31.66 |
| Deductions: | | | Extended lifts: -2.00 | | | | | | | | | | | -2.00 |

| Rank | Name | Nation | Starting Number | Total Segment Score | Total Element Score | Total Program Component Score (factored) | Total Deductions |
|------|---|--------|-----------------|---------------------|---------------------|--|------------------|
| 20 | Brooke Elizabeth FRIELING / Lionel RUMI | ISR | 3 | 57.94 | 30.93 | 27.01 | 0.00 |

| # | Executed Elements | Info | Base Value | GOE | The Judges Panel (in random order) | | | | | | | | Ref | Scores of Panel | |
|---|-------------------|------|--------------|-------|------------------------------------|----|----|----|----|----|----|---|-----|-----------------|------|
| 1 | SeSt1 | | 3.50 | -0.07 | 0 | 0 | -1 | -1 | 0 | 0 | 0 | 0 | 0 | | 3.43 |
| 2 | CoSp4 | | 5.00 | -0.14 | -1 | -1 | 0 | -1 | 0 | 1 | 0 | 0 | 0 | | 4.86 |
| 3 | STw4 | | 6.00 | -0.43 | 0 | -1 | -1 | -1 | -1 | -1 | -1 | 0 | -1 | | 5.57 |
| 4 | CuLi4 | | 4.00 | -0.29 | -1 | -1 | -1 | 0 | -1 | -1 | -1 | 1 | 1 | | 3.71 |
| 5 | CuLi2 | | 2.50 | 0.14 | 0 | 0 | 0 | 0 | 1 | 0 | 1 | 0 | 1 | | 2.64 |
| 6 | RoLi4 | | 4.00 | 0.00 | 0 | 0 | 0 | 0 | 0 | 0 | 0 | 0 | 1 | | 4.00 |
| 7 | SILi3 | | 3.50 | -0.07 | -1 | 0 | 0 | 0 | 0 | 0 | -1 | 0 | 0 | | 3.43 |
| 8 | DiSt1 | | 3.50 | -0.21 | 0 | -1 | -1 | 0 | -1 | 0 | 0 | 0 | -1 | | 3.29 |
| 9 | Li+TRANS | | 0.00 | 0.00 | - | - | - | - | - | - | - | - | - | | 0.00 |
| | | | 32.00 | | | | | | | | | | | 30.93 | |

| Program Components | | | Factor | | | | | | | | | | | |
|---|------|------|--------|------|------|------|------|------|------|------|------|------|------|--------------|
| Skating Skills | 1.25 | 4.25 | 4.50 | 4.75 | 4.25 | 5.00 | 4.50 | 4.75 | 4.75 | 4.75 | 4.50 | | 4.57 | |
| Linking Footwork / Movement | 1.75 | 4.50 | 4.00 | 4.25 | 3.75 | 4.75 | 4.00 | 4.50 | 4.50 | 4.50 | 4.25 | | 4.29 | |
| Performance | 1.00 | 4.25 | 4.00 | 4.75 | 4.25 | 5.00 | 4.75 | 5.00 | 5.00 | 4.75 | | 4.68 | | |
| Choreography | 1.00 | 4.75 | 4.75 | 4.25 | 4.25 | 5.25 | 4.50 | 4.50 | 5.00 | 4.50 | | 4.61 | | |
| Interpretation / Timing | 1.00 | 4.50 | 4.25 | 4.00 | 4.00 | 5.25 | 4.75 | 5.25 | 4.75 | 4.00 | | 4.50 | | |
| Judges Total Program Component Score (factored) | | | | | | | | | | | | | | 27.01 |
| Deductions: | | | | | | | | | | | | | | 0.00 |

Printed: 1/28/2011 10:24:11PM



ISU European Figure Skating Championships 2011

LADIES

| | | |
|--------------------------|-------------|---------------|
| PostFinance Arena | 28 Jan 2011 | Short Program |
| | 29 Jan 2011 | Free Skating |

| | | |
|------------------------|---|-----------|
| Size of Skating Area | : | 30m*60m |
| Ice Conditions | : | very good |
| Number of Entries | : | 28 |
| Number of Participants | : | 28 |

| | | |
|-----------------|---|--|
| Entry Withdrawn | : | |
|-----------------|---|--|

| | | |
|----------------------------------|-----------------------|-----------|
| Short Program | | |
| Duration | : | 2:50 Max. |
| Segment Factor | : | 1.00 |
| Program Component Factors | Skating Skills | 0.80 |
| | Transitions | 0.80 |
| | Performance/Execution | 0.80 |
| | Choreography | 0.80 |
| | Interpretation | 0.80 |

| | | |
|-----------------------------------|-----------------------|-----------------|
| Free Skating | | |
| Duration | : | 4:00 +- 10 Sec. |
| Segment Factor | : | 1.00 |
| Program Components Factors | Skating Skills | 1.60 |
| | Transitions | 1.60 |
| | Performance/Execution | 1.60 |
| | Choreography | 1.60 |
| | Interpretation | 1.60 |

Official ISU Sponsors



CITIZEN®

GUINOT





ISU European Figure Skating Championships 2011

PANEL OF JUDGES

LADIES - SHORT PROGRAM

Officials

| | | |
|---------------------------------------|-------------------------|-----|
| Technical Controller | Ms. Diana BARBACCI LEVY | ISU |
| Technical Specialist | Mr. Jayson PEACE | ISU |
| Assistant Technical Specialist | Ms. Vanessa GUSMEROLI | ISU |

Judges

| | | |
|----------------|-------------------------------|-----|
| Referee | Ms. Vanessa RILEY | ISU |
| Judges | Ms. Ebru ANILDI | ISU |
| | Ms. Françoise DE RAPPARD | ISU |
| | Ms. Antica GRUBISIC | ISU |
| | Mr. Yury KLIUSHNIKOV | ISU |
| | Mr. Peter LEVIN | ISU |
| | Ms. Christiane MILES | ISU |
| | Ms. Gloria MORANDI | ISU |
| | Mr. Gavril VELCHEV | ISU |
| | Ms. Zsuzsanna VIKARNE-HOMOLYA | ISU |


Data/Replay Operator

| | | |
|--|---------------------|-----|
| | Mr. Ronny BANFI | ISU |
| | Mr. Roumen JORDANOV | ISU |

printed at: 28/01/2011 20:20:42

Official ISU Sponsors





Podium

Ladies



1st place
Sarah MEIER
SUI

2nd place
Carolina KOSTNER
ITA

3rd place
Kiira KORPI
FIN

Official ISU Sponsors





ISU European Figure Skating Championships 2011

RESULTS

LADIES FINAL RESULT

| Pl. | Name | Nation | Total Score | SP | FS |
|-------------------|----------------------|--------|-------------|----|----|
| 1 | Sarah MEIER | SUI | 170.60 | 3 | 2 |
| 2 | Carolina KOSTNER | ITA | 168.54 | 6 | 1 |
| 3 | Kiira KORPI | FIN | 166.40 | 1 | 4 |
| 4 | Ksenia MAKAROVA | RUS | 162.04 | 2 | 5 |
| 5 | Alena LEONOVA | RUS | 154.31 | 13 | 3 |
| 6 | Viktoria HELGESSON | SWE | 151.66 | 4 | 7 |
| 7 | Ira VANNUT | BEL | 150.66 | 10 | 6 |
| 8 | Elene GEDEVANISHVILI | GEO | 147.96 | 5 | 8 |
| 9 | Mae Berenice MEITE | FRA | 138.74 | 7 | 10 |
| 10 | Valentina MARCHEI | ITA | 137.44 | 8 | 14 |
| 11 | Sarah HECKEN | GER | 137.43 | 9 | 12 |
| 12 | Sonia LAFUENTE | ESP | 135.82 | 11 | 11 |
| 13 | Gerii LIINAMÄE | EST | 133.73 | 16 | 9 |
| 14 | Jenna MCCORKELL | GBR | 132.15 | 12 | 15 |
| 15 | Juulia TURKKILA | FIN | 131.38 | 14 | 13 |
| 16 | Romy BÜHLER | SUI | 122.33 | 15 | 17 |
| 17 | Karina JOHNSON | DEN | 121.63 | 24 | 16 |
| 18 | Svetlana ISSAKOVA | EST | 118.44 | 18 | 18 |
| 19 | Viktoria PAVUK | HUN | 112.70 | 19 | 21 |
| 20 | Dasa GRM | SLO | 112.54 | 21 | 20 |
| 21 | Alice GARLISI | ITA | 112.36 | 22 | 19 |
| 22 | Fleur MAXWELL | LUX | 110.59 | 17 | 24 |
| 23 | Hristina VASSILEVA | BUL | 106.79 | 20 | 22 |
| 24 | Alexandra KUNOVA | SVK | 105.86 | 23 | 23 |
| Final not Reached | | | | | |
| | Anne Line GJERSEM | NOR | 34.66 | 25 | |
| | Irina MOVCHAN | UKR | 31.43 | 26 | |
| | Clara PETERS | IRL | 30.91 | 27 | |
| | Birce ATABEY | TUR | 30.50 | 28 | |

Ms. Vanessa RILEY ISU
Referee

Ms. Diana BARBACCI LEVY ISU
Technical Controller

Printed: 1/29/2011 4:57:29PM

Official ISU Sponsors



CITIZEN®

GUINOT





ISU European Figure Skating Championships 2011

RESULTS

LADIES SHORT PROGRAM

| Pl. | Name | Nation | Total Segment Score |
|-----|----------------------|--------|---------------------|
| 1 | Kiira KORPI | FIN | 63.50 |
| 2 | Ksenia MAKAROVA | RUS | 60.35 |
| 3 | Sarah MEIER | SUI | 58.56 |
| 4 | Viktoria HELGESSON | SWE | 54.70 |
| 5 | Elene GEDEVANISHVILI | GEO | 53.68 |
| 6 | Carolina KOSTNER | ITA | 53.17 |
| 7 | Mae Berenice MEITE | FRA | 51.61 |
| 8 | Valentina MARCHEI | ITA | 51.24 |
| 9 | Sarah HECKEN | GER | 51.12 |
| 10 | Ira VANNUT | BEL | 50.90 |
| 11 | Sonia LAFUENTE | ESP | 49.10 |
| 12 | Jenna MCCORKELL | GBR | 48.65 |
| 13 | Alena LEONOVA | RUS | 48.40 |
| 14 | Juulia TURKKILA | FIN | 45.17 |
| 15 | Romy BÜHLER | SUI | 44.42 |
| 16 | Gerli LIINAMÄE | EST | 44.07 |
| 17 | Fleur MAXWELL | LUX | 43.64 |
| 18 | Svetlana ISSAKOVA | EST | 42.30 |
| 19 | Viktoria PAVUK | HUN | 42.18 |
| 20 | Hristina VASSILEVA | BUL | 39.11 |
| 21 | Dasa GRM | SLO | 38.97 |
| 22 | Alice GARLISI | ITA | 38.79 |
| 23 | Alexandra KUNOVA | SVK | 38.67 |
| 24 | Karina JOHNSON | DEN | 38.30 |
| 25 | Anne Line GJERSEM | NOR | 34.66 |
| 26 | Irina MOVCHAN | UKR | 31.43 |
| 27 | Clara PETERS | IRL | 30.91 |
| 28 | Birce ATABEY | TUR | 30.50 |

Printed: 1/28/2011 6:12:02PM

Official ISU Sponsors



CITIZEN®

GUINOT



ISU European Figure Skating Championships 2011

LADIES SHORT PROGRAM JUDGES DETAILS PER SKATER

| Rank | Name | Nation | Starting Number | Total Segment Score | Total Element Score | Total Program Component Score (factored) | Total Deductions |
|------|-------------|--------|-----------------|---------------------|---------------------|--|------------------|
| 1 | Kiira KORPI | FIN | 23 | 63.50 | 33.18 | 30.32 | 0.00 |

| # | Executed Elements | Info | Base Value | GOE | The Judges Panel (in random order) | | | | | | | | Ref | Scores of Panel | |
|---|-------------------|------|--------------|------|------------------------------------|---|---|---|---|---|---|---|-----|-----------------|------|
| 1 | 3T+3T | | 8.20 | 0.80 | 1 | 1 | 1 | 2 | 1 | 0 | 2 | 1 | 1 | | 9.00 |
| 2 | 3Lo | | 5.10 | 1.00 | 1 | 1 | 2 | 1 | 1 | 1 | 2 | 2 | 2 | | 6.10 |
| 3 | FSSp4 | | 3.00 | 0.79 | 2 | 1 | 2 | 2 | 2 | 2 | 1 | 1 | 1 | | 3.79 |
| 4 | 2A | | 3.30 | 0.64 | 1 | 1 | 1 | 2 | 1 | 2 | 2 | 1 | 1 | | 3.94 |
| 5 | LSp3 | | 2.40 | 0.50 | 1 | 1 | 1 | 2 | 1 | 1 | 0 | 1 | 1 | | 2.90 |
| 6 | SIS2 | | 2.30 | 0.79 | 2 | 2 | 1 | 2 | 1 | 2 | 1 | 2 | 1 | | 3.09 |
| 7 | CCoSp4 | | 3.50 | 0.86 | 2 | 3 | 2 | 2 | 1 | 2 | 2 | 1 | 1 | | 4.36 |
| | | | 27.80 | | | | | | | | | | | 33.18 | |

Program Components

| | Factor | | | | | | | | | | | |
|--|--------|------|------|------|------|------|------|------|------|------|--|--------------|
| Skating Skills | 0.80 | 7.75 | 7.25 | 7.25 | 7.50 | 7.50 | 7.75 | 7.75 | 7.50 | 7.00 | | 7.50 |
| Transition / Linking Footwork | 0.80 | 7.25 | 7.00 | 7.00 | 7.00 | 7.00 | 7.75 | 7.75 | 7.75 | 6.50 | | 7.25 |
| Performance / Execution | 0.80 | 8.00 | 7.25 | 7.50 | 7.50 | 7.50 | 8.25 | 8.25 | 8.00 | 7.25 | | 7.71 |
| Choreography / Composition | 0.80 | 8.25 | 7.25 | 7.50 | 7.50 | 7.25 | 8.00 | 8.00 | 7.50 | 6.75 | | 7.57 |
| Interpretation | 0.80 | 8.00 | 7.50 | 8.00 | 7.50 | 7.50 | 8.25 | 8.50 | 8.25 | 7.00 | | 7.86 |
| Judges Total Program Component Score (factored) | | | | | | | | | | | | 30.32 |

Deductions:

0.00

| Rank | Name | Nation | Starting Number | Total Segment Score | Total Element Score | Total Program Component Score (factored) | Total Deductions |
|------|-----------------|--------|-----------------|---------------------|---------------------|--|------------------|
| 2 | Ksenia MAKAROVA | RUS | 21 | 60.35 | 32.98 | 27.37 | 0.00 |

| # | Executed Elements | Info | Base Value | GOE | The Judges Panel (in random order) | | | | | | | | Ref | Scores of Panel | |
|---|-------------------|------|--------------|------|------------------------------------|---|---|---|---|---|---|---|-----|-----------------|------|
| 1 | 3T+3T | | 8.20 | 0.80 | 1 | 2 | 1 | 1 | 1 | 1 | 2 | 1 | 1 | | 9.00 |
| 2 | 3Lo | | 5.10 | 0.60 | 2 | 1 | 1 | 1 | 1 | 0 | 1 | 1 | 0 | | 5.70 |
| 3 | 2A | | 3.30 | 0.57 | 1 | 1 | 1 | 1 | 2 | 1 | 1 | 2 | 1 | | 3.87 |
| 4 | FSSp4 | | 3.00 | 0.43 | 0 | 0 | 2 | 1 | 1 | 1 | 1 | 1 | 1 | | 3.43 |
| 5 | SIS3 | | 3.30 | 0.64 | 2 | 1 | 2 | 1 | 2 | 1 | 1 | 1 | 1 | | 3.94 |
| 6 | CCoSp4 | | 3.50 | 0.64 | 0 | 1 | 2 | 3 | 1 | 0 | 2 | 2 | 1 | | 4.14 |
| 7 | LSp3 | | 2.40 | 0.50 | 0 | 1 | 1 | 1 | 1 | 1 | 1 | 1 | 1 | | 2.90 |
| | | | 28.80 | | | | | | | | | | | 32.98 | |

Program Components

| | Factor | | | | | | | | | | | |
|--|--------|------|------|------|------|------|------|------|------|------|--|--------------|
| Skating Skills | 0.80 | 7.25 | 7.00 | 7.25 | 6.75 | 6.75 | 7.25 | 6.50 | 7.00 | 6.75 | | 6.96 |
| Transition / Linking Footwork | 0.80 | 7.25 | 6.00 | 6.75 | 6.50 | 6.50 | 6.75 | 6.00 | 6.50 | 6.50 | | 6.50 |
| Performance / Execution | 0.80 | 7.50 | 6.25 | 7.00 | 7.25 | 7.00 | 7.00 | 6.50 | 7.00 | 6.75 | | 6.93 |
| Choreography / Composition | 0.80 | 7.00 | 6.25 | 7.25 | 7.00 | 7.00 | 6.75 | 6.50 | 6.75 | 6.75 | | 6.82 |
| Interpretation | 0.80 | 7.75 | 6.50 | 7.50 | 7.00 | 7.00 | 7.25 | 6.50 | 6.75 | 7.00 | | 7.00 |
| Judges Total Program Component Score (factored) | | | | | | | | | | | | 27.37 |

Deductions:

0.00

| Rank | Name | Nation | Starting Number | Total Segment Score | Total Element Score | Total Program Component Score (factored) | Total Deductions |
|------|-------------|--------|-----------------|---------------------|---------------------|--|------------------|
| 3 | Sarah MEIER | SUI | 24 | 58.56 | 31.56 | 27.00 | 0.00 |

| # | Executed Elements | Info | Base Value | GOE | The Judges Panel (in random order) | | | | | | | | Ref | Scores of Panel | |
|---|-------------------|------|--------------|------|------------------------------------|---|---|---|---|---|---|---|-----|-----------------|------|
| 1 | 3Lz+2T | | 7.40 | 0.70 | 2 | 0 | 0 | 1 | 1 | 1 | 2 | 1 | 1 | | 8.10 |
| 2 | 3S | | 4.20 | 0.70 | 1 | 0 | 1 | 1 | 1 | 1 | 1 | 1 | 1 | | 4.90 |
| 3 | CCoSp4 | | 3.50 | 0.36 | 1 | 1 | 1 | 1 | 1 | 0 | 0 | 2 | 0 | | 3.86 |
| 4 | 2A | | 3.30 | 0.29 | 1 | 0 | 1 | 0 | 1 | 1 | 0 | 1 | 0 | | 3.59 |
| 5 | SIS3 | | 3.30 | 0.50 | 1 | 1 | 1 | 1 | 1 | 1 | 1 | 2 | 0 | | 3.80 |
| 6 | FCSp4 | | 3.20 | 0.71 | 1 | 1 | 2 | 2 | 2 | 1 | 1 | 2 | 1 | | 3.91 |
| 7 | LSp3 | | 2.40 | 1.00 | 2 | 1 | 2 | 3 | 2 | 2 | 2 | 2 | 2 | | 3.40 |
| | | | 27.30 | | | | | | | | | | | 31.56 | |

Program Components

| | Factor | | | | | | | | | | | |
|--|--------|------|------|------|------|------|------|------|------|------|--|--------------|
| Skating Skills | 0.80 | 8.25 | 6.50 | 6.50 | 7.00 | 7.00 | 7.00 | 6.50 | 7.00 | 6.50 | | 6.79 |
| Transition / Linking Footwork | 0.80 | 8.00 | 6.50 | 6.25 | 7.00 | 6.25 | 6.25 | 6.25 | 6.50 | 6.25 | | 6.43 |
| Performance / Execution | 0.80 | 8.25 | 6.25 | 6.75 | 7.50 | 7.00 | 6.50 | 7.00 | 7.00 | 6.25 | | 6.86 |
| Choreography / Composition | 0.80 | 8.25 | 6.50 | 7.00 | 7.25 | 6.75 | 6.25 | 6.50 | 7.00 | 6.50 | | 6.79 |
| Interpretation | 0.80 | 8.25 | 6.75 | 6.75 | 7.25 | 7.00 | 6.00 | 6.50 | 7.25 | 6.75 | | 6.89 |
| Judges Total Program Component Score (factored) | | | | | | | | | | | | 27.00 |

Deductions:

0.00

ISU European Figure Skating Championships 2011

LADIES SHORT PROGRAM JUDGES DETAILS PER SKATER

| Rank | Name | Nation | Starting Number | Total Segment Score | Total Element Score | Total Program Component Score (factored) | Total Deductions |
|------|--------------------|--------|-----------------|---------------------|---------------------|--|------------------|
| 4 | Viktoria HELGESSON | SWE | 25 | 54.70 | 29.39 | 25.31 | 0.00 |

| # | Executed Elements | Info | Base Value | GOE | The Judges Panel (in random order) | | | | | | | | | | Ref | Scores of Panel | |
|---|-------------------|------|--------------|------|------------------------------------|---|---|---|---|---|---|---|---|---|-----|-----------------|------|
| 1 | 3F+2T | | 6.70 | 0.20 | 0 | 1 | 1 | 0 | 1 | 0 | 0 | 0 | 0 | 0 | 0 | 0 | 6.90 |
| 2 | 3Lo | | 5.10 | 0.50 | -1 | 1 | 1 | 1 | 1 | 1 | 0 | 1 | 0 | | | 5.60 | |
| 3 | LSp3 | | 2.40 | 0.36 | 0 | 0 | 1 | 1 | 1 | 0 | 1 | 1 | 1 | | | 2.76 | |
| 4 | 2A | | 3.30 | 0.43 | 0 | 1 | 1 | 1 | 1 | 1 | 0 | 1 | 1 | 1 | | 3.73 | |
| 5 | SiSt3 | | 3.30 | 0.50 | 0 | 2 | 1 | 1 | 2 | 0 | 1 | 1 | 1 | | | 3.80 | |
| 6 | FSSp3 | | 2.60 | 0.21 | -1 | 1 | 0 | 1 | 0 | 1 | 1 | 0 | 0 | | | 2.81 | |
| 7 | CCoSp4 | | 3.50 | 0.29 | 0 | 1 | 0 | 2 | 1 | 0 | 0 | 1 | 1 | | | 3.79 | |
| | | | 26.90 | | | | | | | | | | | | | 29.39 | |

Program Components

| | Factor | | | | | | | | | | | |
|---|--------|------|------|------|------|------|------|------|------|------|------|--------------|
| Skating Skills | 0.80 | 6.50 | 6.25 | 7.00 | 6.75 | 6.75 | 6.00 | 6.50 | 6.50 | 6.25 | 6.50 | 6.50 |
| Transition / Linking Footwork | 0.80 | 6.00 | 5.75 | 6.25 | 6.25 | 6.75 | 5.75 | 6.00 | 6.25 | 6.00 | 6.07 | 6.07 |
| Performance / Execution | 0.80 | 6.25 | 6.00 | 6.25 | 6.50 | 7.00 | 6.50 | 6.25 | 6.50 | 6.50 | 6.39 | 6.39 |
| Choreography / Composition | 0.80 | 6.00 | 6.00 | 6.00 | 6.50 | 7.00 | 6.00 | 6.00 | 6.50 | 6.75 | 6.25 | 6.25 |
| Interpretation | 0.80 | 6.00 | 6.25 | 6.75 | 6.75 | 7.25 | 6.00 | 6.25 | 6.50 | 6.50 | 6.43 | 6.43 |
| Judges Total Program Component Score (factored) | | | | | | | | | | | | 25.31 |

Deductions:

0.00

| Rank | Name | Nation | Starting Number | Total Segment Score | Total Element Score | Total Program Component Score (factored) | Total Deductions |
|------|----------------------|--------|-----------------|---------------------|---------------------|--|------------------|
| 5 | Elene GEDEVANISHVILI | GEO | 19 | 53.68 | 27.03 | 26.65 | 0.00 |

| # | Executed Elements | Info | Base Value | GOE | The Judges Panel (in random order) | | | | | | | | | | Ref | Scores of Panel |
|---|-------------------|------|--------------|-------|------------------------------------|----|----|----|----|----|----|----|----|--|-----|-----------------|
| 1 | 3Lz+2T | | 7.40 | 0.00 | -1 | 0 | 1 | 0 | 0 | 1 | -1 | -1 | 1 | | | 7.40 |
| 2 | 3T | | 4.10 | 0.20 | 1 | 1 | 0 | 0 | 1 | 0 | -1 | 0 | 0 | | | 4.30 |
| 3 | FCSp3 | | 2.80 | 0.79 | 2 | 2 | 2 | 1 | 2 | 1 | 1 | 1 | 2 | | | 3.59 |
| 4 | SiSt3 | | 3.30 | 0.71 | 1 | 2 | 2 | 2 | 1 | 2 | 1 | 1 | 1 | | | 4.01 |
| 5 | 2A | | 3.30 | -0.64 | -1 | -1 | -1 | -2 | -1 | -1 | -1 | -2 | -2 | | | 2.66 |
| 6 | CCoSp3 | | 3.00 | 0.50 | 1 | 1 | 2 | 1 | 0 | 1 | 1 | 2 | 0 | | | 3.50 |
| 7 | LSp1 | | 1.50 | 0.07 | 0 | 1 | 0 | 0 | 1 | 0 | 0 | 0 | 0 | | | 1.57 |
| | | | 25.40 | | | | | | | | | | | | | 27.03 |

Program Components

| | Factor | | | | | | | | | | | |
|---|--------|------|------|------|------|------|------|------|------|------|------|--------------|
| Skating Skills | 0.80 | 7.00 | 6.50 | 6.75 | 6.50 | 6.50 | 7.25 | 7.00 | 6.25 | 6.75 | 6.71 | 6.71 |
| Transition / Linking Footwork | 0.80 | 6.75 | 5.75 | 6.50 | 6.00 | 6.00 | 6.75 | 7.00 | 6.00 | 6.50 | 6.36 | 6.36 |
| Performance / Execution | 0.80 | 6.75 | 6.50 | 7.00 | 6.25 | 6.75 | 6.50 | 7.25 | 6.50 | 7.00 | 6.71 | 6.71 |
| Choreography / Composition | 0.80 | 6.75 | 6.25 | 6.75 | 6.75 | 6.75 | 6.25 | 6.75 | 6.50 | 7.00 | 6.64 | 6.64 |
| Interpretation | 0.80 | 7.00 | 6.50 | 7.00 | 7.00 | 6.75 | 7.00 | 7.00 | 6.50 | 7.25 | 6.89 | 6.89 |
| Judges Total Program Component Score (factored) | | | | | | | | | | | | 26.65 |

Deductions:

0.00

| Rank | Name | Nation | Starting Number | Total Segment Score | Total Element Score | Total Program Component Score (factored) | Total Deductions |
|------|------------------|--------|-----------------|---------------------|---------------------|--|------------------|
| 6 | Carolina KOSTNER | ITA | 17 | 53.17 | 26.02 | 29.15 | -2.00 |

| # | Executed Elements | Info | Base Value | GOE | The Judges Panel (in random order) | | | | | | | | | | Ref | Scores of Panel |
|---|-------------------|------|--------------|-------|------------------------------------|----|----|----|----|----|----|----|----|--|-----|-----------------|
| 1 | 3T+3T< | < | 7.00 | -2.10 | -3 | -2 | -3 | -3 | -3 | -3 | -3 | -3 | -3 | | | 4.90 |
| 2 | 2A | | 3.30 | 0.57 | 1 | 2 | 1 | 1 | 1 | 1 | 1 | 2 | 0 | | | 3.87 |
| 3 | FCSp4 | | 3.20 | 0.71 | 1 | 2 | 2 | 1 | 1 | 1 | 2 | 2 | 1 | | | 3.91 |
| 4 | 3Lo | | 5.10 | -2.10 | -3 | -3 | -3 | -3 | -3 | -3 | -3 | -3 | -3 | | | 3.00 |
| 5 | LSp3 | | 2.40 | 0.50 | 1 | 1 | 1 | 1 | 1 | 1 | 2 | 1 | 0 | | | 2.90 |
| 6 | ciSt3 | | 3.30 | 1.00 | 2 | 2 | 2 | 2 | 1 | 2 | 2 | 2 | 2 | | | 4.30 |
| 7 | CCoSp3 | | 3.00 | 0.14 | 0 | 2 | 0 | 0 | 0 | 0 | 1 | 1 | 0 | | | 3.14 |
| | | | 27.30 | | | | | | | | | | | | | 26.02 |

Program Components

| | Factor | | | | | | | | | | | |
|---|--------|------|------|------|------|------|------|------|------|------|------|--------------|
| Skating Skills | 0.80 | 7.25 | 7.50 | 7.50 | 7.50 | 6.75 | 8.00 | 7.50 | 7.25 | 7.75 | 7.46 | 7.46 |
| Transition / Linking Footwork | 0.80 | 7.00 | 7.00 | 7.25 | 7.00 | 6.25 | 7.00 | 7.00 | 7.50 | 7.50 | 7.11 | 7.11 |
| Performance / Execution | 0.80 | 6.75 | 7.00 | 6.75 | 6.75 | 6.50 | 7.50 | 6.75 | 8.00 | 7.75 | 7.04 | 7.04 |
| Choreography / Composition | 0.80 | 7.50 | 7.00 | 7.75 | 7.00 | 7.00 | 7.50 | 7.25 | 8.00 | 7.50 | 7.36 | 7.36 |
| Interpretation | 0.80 | 7.50 | 7.50 | 7.50 | 7.50 | 6.75 | 7.00 | 7.50 | 8.00 | 7.75 | 7.46 | 7.46 |
| Judges Total Program Component Score (factored) | | | | | | | | | | | | 29.15 |

Deductions:

Falls: -2.00

-2.00

< Under-rotated jump

ISU European Figure Skating Championships 2011

LADIES SHORT PROGRAM JUDGES DETAILS PER SKATER

| Rank | Name | Nation | Starting Number | Total Segment Score | Total Element Score | Total Program Component Score (factored) | Total Deductions |
|------|--------------------|--------|-----------------|---------------------|---------------------|--|------------------|
| 7 | Mae Berenice MEITE | FRA | 20 | 51.61 | 29.41 | 22.20 | 0.00 |

| # | Executed Elements | Info | Base Value | GOE | The Judges Panel (in random order) | | | | | | | | Ref | Scores of Panel | |
|---|-------------------|------|------------|-------|------------------------------------|----|----|----|----|----|----|----|-----|-----------------|------|
| 1 | 3Lz+2T | | 7.40 | 0.30 | 1 | 1 | 1 | 0 | 0 | -1 | 0 | 0 | 1 | | 7.70 |
| 2 | 3Lo | | 5.10 | -1.10 | -2 | -1 | -2 | -1 | -1 | -1 | -2 | -2 | -2 | | 4.00 |
| 3 | FCSp4 | | 3.20 | 0.64 | 2 | 1 | 2 | 1 | 1 | 1 | 1 | 2 | 1 | | 3.84 |
| 4 | 2A | | 3.30 | 0.00 | 0 | 1 | 0 | 0 | 0 | 0 | 0 | 0 | 0 | | 3.30 |
| 5 | CiSt3 | | 3.30 | 0.00 | 0 | 1 | 0 | 0 | 0 | 0 | 0 | 0 | 0 | | 3.30 |
| 6 | CCoSp4 | | 3.50 | 0.21 | 1 | 0 | 1 | 0 | 0 | 0 | 1 | 1 | 0 | | 3.71 |
| 7 | LSp4 | | 2.70 | 0.86 | 2 | 1 | 3 | 2 | 1 | 2 | 2 | 2 | 1 | | 3.56 |
| | | | | | | | | | | | | | | 28.50 | |

| Program Components | | | | Factor | | | | | | | | | | | |
|--|--|------|------|--------|------|------|------|------|------|------|------|--|------|--|--------------|
| Skating Skills | | 0.80 | 6.00 | 5.75 | 6.50 | 5.75 | 5.25 | 5.75 | 5.25 | 6.00 | 5.50 | | 5.71 | | |
| Transition / Linking Footwork | | 0.80 | 5.25 | 5.25 | 6.00 | 5.75 | 5.00 | 5.25 | 4.25 | 5.50 | 5.00 | | 5.29 | | |
| Performance / Execution | | 0.80 | 6.25 | 5.75 | 7.25 | 5.75 | 5.00 | 5.50 | 5.00 | 5.75 | 5.50 | | 5.64 | | |
| Choreography / Composition | | 0.80 | 6.00 | 5.50 | 6.50 | 6.00 | 5.00 | 5.25 | 4.75 | 6.00 | 5.00 | | 5.54 | | |
| Interpretation | | 0.80 | 5.75 | 5.50 | 6.50 | 5.50 | 5.25 | 5.50 | 5.25 | 6.25 | 5.00 | | 5.57 | | |
| Judges Total Program Component Score (factored) | | | | | | | | | | | | | | | 22.20 |
| Deductions: | | | | | | | | | | | | | | | 0.00 |

| Rank | Name | Nation | Starting Number | Total Segment Score | Total Element Score | Total Program Component Score (factored) | Total Deductions |
|------|-------------------|--------|-----------------|---------------------|---------------------|--|------------------|
| 8 | Valentina MARCHEI | ITA | 22 | 51.24 | 25.36 | 25.88 | 0.00 |

| # | Executed Elements | Info | Base Value | GOE | The Judges Panel (in random order) | | | | | | | | Ref | Scores of Panel | |
|---|-------------------|------|------------|-------|------------------------------------|----|----|----|----|----|----|----|-----|-----------------|------|
| 1 | 3Lz+1T | | 6.40 | -2.10 | -3 | -3 | -3 | -3 | -3 | -3 | -3 | -3 | -3 | | 4.30 |
| 2 | 3S | | 4.20 | 0.40 | 0 | 1 | 1 | 0 | 1 | 0 | 1 | 0 | 1 | | 4.60 |
| 3 | FSSp3 | | 2.60 | 0.36 | 0 | 1 | 1 | 1 | 0 | 1 | 1 | 1 | 0 | | 2.96 |
| 4 | 2A | | 3.30 | 0.36 | 1 | 0 | 1 | 0 | 1 | 1 | 1 | 1 | 0 | | 3.66 |
| 5 | LSp3 | | 2.40 | 0.57 | 2 | 2 | 1 | 1 | 1 | 1 | 1 | 1 | 1 | | 2.97 |
| 6 | SIS2 | | 2.30 | 0.64 | 1 | 2 | 1 | 1 | 2 | 0 | 1 | 1 | 2 | | 2.94 |
| 7 | CCoSp4 | | 3.50 | 0.43 | 1 | 1 | 1 | 0 | 1 | 0 | 1 | 2 | 1 | | 3.93 |
| | | | | | | | | | | | | | | 24.70 | |

| Program Components | | | | Factor | | | | | | | | | | | |
|--|--|------|------|--------|------|------|------|------|------|------|------|--|------|--|--------------|
| Skating Skills | | 0.80 | 6.25 | 6.25 | 6.50 | 6.50 | 6.50 | 6.50 | 6.25 | 6.75 | 6.50 | | 6.43 | | |
| Transition / Linking Footwork | | 0.80 | 6.25 | 6.00 | 6.25 | 6.50 | 6.75 | 6.00 | 5.75 | 6.25 | 5.75 | | 6.14 | | |
| Performance / Execution | | 0.80 | 6.75 | 6.50 | 6.50 | 7.00 | 6.75 | 6.25 | 6.50 | 6.25 | 7.00 | | 6.61 | | |
| Choreography / Composition | | 0.80 | 6.50 | 6.25 | 6.25 | 6.75 | 7.00 | 6.25 | 6.00 | 6.75 | 6.25 | | 6.43 | | |
| Interpretation | | 0.80 | 6.75 | 6.75 | 6.25 | 7.00 | 7.00 | 6.50 | 6.50 | 7.00 | 6.75 | | 6.75 | | |
| Judges Total Program Component Score (factored) | | | | | | | | | | | | | | | 25.88 |
| Deductions: | | | | | | | | | | | | | | | 0.00 |

| Rank | Name | Nation | Starting Number | Total Segment Score | Total Element Score | Total Program Component Score (factored) | Total Deductions |
|------|--------------|--------|-----------------|---------------------|---------------------|--|------------------|
| 9 | Sarah HECKEN | GER | 26 | 51.12 | 27.72 | 24.40 | -1.00 |

| # | Executed Elements | Info | Base Value | GOE | The Judges Panel (in random order) | | | | | | | | Ref | Scores of Panel | |
|---|-------------------|------|------------|-------|------------------------------------|----|----|----|---|----|----|---|-----|-----------------|------|
| 1 | 3T+3T | | 8.20 | -0.50 | 0 | -1 | -1 | -1 | 0 | -1 | -1 | 0 | -1 | | 7.70 |
| 2 | 3S | | 4.20 | 0.20 | 0 | 1 | -1 | 0 | 1 | -1 | 1 | 1 | 0 | | 4.40 |
| 3 | FCSp4 | | 3.20 | 0.43 | 1 | 1 | 1 | 1 | 1 | 0 | 1 | 1 | 0 | | 3.63 |
| 4 | 2A | | 3.30 | 0.14 | 1 | 1 | 0 | 0 | 0 | 0 | 1 | 0 | 0 | | 3.44 |
| 5 | LSp2 | | 1.90 | 0.00 | 0 | 0 | 0 | 0 | 1 | 0 | 0 | 0 | 0 | | 1.90 |
| 6 | SIS3 | | 3.30 | 0.21 | 1 | 1 | 0 | 0 | 1 | 0 | 0 | 1 | 0 | | 3.51 |
| 7 | CCoSp3 | | 3.00 | 0.14 | 0 | 1 | 0 | 0 | 0 | -1 | 1 | 1 | 0 | | 3.14 |
| | | | | | | | | | | | | | | 27.10 | |

| Program Components | | | | Factor | | | | | | | | | | | |
|--|--|------|------|-----------------|------|------|------|------|------|------|------|--|------|--|--------------|
| Skating Skills | | 0.80 | 6.50 | 6.50 | 6.00 | 5.75 | 6.00 | 6.25 | 5.50 | 6.50 | 6.50 | | 6.21 | | |
| Transition / Linking Footwork | | 0.80 | 6.00 | 6.50 | 6.25 | 5.25 | 5.75 | 6.00 | 5.25 | 5.75 | 6.00 | | 5.86 | | |
| Performance / Execution | | 0.80 | 6.25 | 6.75 | 6.25 | 6.00 | 6.25 | 6.50 | 6.00 | 6.25 | 5.75 | | 6.21 | | |
| Choreography / Composition | | 0.80 | 6.25 | 6.75 | 6.00 | 6.00 | 6.25 | 6.00 | 5.50 | 6.00 | 6.00 | | 6.07 | | |
| Interpretation | | 0.80 | 6.25 | 6.75 | 6.00 | 5.75 | 6.50 | 6.25 | 5.75 | 5.75 | 6.50 | | 6.14 | | |
| Judges Total Program Component Score (factored) | | | | | | | | | | | | | | | 24.40 |
| Deductions: | | | | Time violation: | | | | | | | | | | | -1.00 |

ISU European Figure Skating Championships 2011

LADIES SHORT PROGRAM JUDGES DETAILS PER SKATER

| Rank | Name | Nation | Starting Number | Total Segment Score | Total Element Score | Total Program Component Score (factored) | Total Deductions |
|------|------------|--------|-----------------|---------------------|---------------------|--|------------------|
| 10 | Ira VANNUT | BEL | 15 | 50.90 | 30.67 | 20.23 | 0.00 |

| # | Executed Elements | Info | Base Value | GOE | The Judges Panel (in random order) | | | | | | | | | | Ref | Scores of Panel |
|---|-------------------|------|--------------|------|------------------------------------|---|---|---|---|---|----|---|----|--|--------------|-----------------|
| 1 | 3Lz+2T | | 7.40 | 0.30 | 0 | 1 | 0 | 0 | 0 | 1 | 1 | 1 | 0 | | 7.70 | |
| 2 | 3Lo | | 5.10 | 0.30 | 1 | 1 | 1 | 0 | 1 | 1 | -1 | 0 | -1 | | 5.40 | |
| 3 | LSp4 | | 2.70 | 0.57 | 1 | 1 | 1 | 2 | 1 | 2 | 1 | 1 | 1 | | 3.27 | |
| 4 | SIS3 | | 3.30 | 0.07 | 0 | 0 | 0 | 0 | 0 | 1 | 0 | 0 | 1 | | 3.37 | |
| 5 | 2A | | 3.30 | 0.43 | 1 | 0 | 1 | 1 | 0 | 1 | 1 | 1 | 1 | | 3.73 | |
| 6 | FCSp4 | | 3.20 | 0.36 | 1 | 0 | 1 | 1 | 1 | 0 | 0 | 1 | 1 | | 3.56 | |
| 7 | CCoSp4 | | 3.50 | 0.14 | 1 | 0 | 0 | 0 | 1 | 0 | 0 | 1 | 0 | | 3.64 | |
| | | | 28.50 | | | | | | | | | | | | 30.67 | |

| Program Components | | | Factor | | | | | | | | | | | |
|--|--|------|--------|------|------|------|------|------|------|------|------|--|------|--------------|
| Skating Skills | | 0.80 | 5.75 | 5.00 | 5.50 | 6.00 | 5.00 | 5.00 | 5.00 | 5.25 | 5.25 | | 5.25 | |
| Transition / Linking Footwork | | 0.80 | 5.50 | 4.25 | 5.00 | 5.75 | 4.50 | 4.75 | 4.75 | 4.75 | 4.50 | | 4.82 | |
| Performance / Execution | | 0.80 | 5.75 | 4.25 | 5.50 | 6.25 | 5.25 | 4.75 | 5.00 | 4.75 | 5.25 | | 5.18 | |
| Choreography / Composition | | 0.80 | 5.50 | 4.00 | 5.25 | 5.75 | 5.00 | 5.25 | 5.25 | 4.75 | 4.75 | | 5.11 | |
| Interpretation | | 0.80 | 5.75 | 4.00 | 5.50 | 5.75 | 4.75 | 4.50 | 5.00 | 4.25 | 4.75 | | 4.93 | |
| Judges Total Program Component Score (factored) | | | | | | | | | | | | | | 20.23 |
| Deductions: | | | | | | | | | | | | | | 0.00 |

| Rank | Name | Nation | Starting Number | Total Segment Score | Total Element Score | Total Program Component Score (factored) | Total Deductions |
|------|----------------|--------|-----------------|---------------------|---------------------|--|------------------|
| 11 | Sonia LAFUENTE | ESP | 27 | 49.10 | 26.45 | 22.65 | 0.00 |

| # | Executed Elements | Info | Base Value | GOE | The Judges Panel (in random order) | | | | | | | | | | Ref | Scores of Panel |
|---|-------------------|------|--------------|------|------------------------------------|---|---|---|----|---|---|---|---|--|--------------|-----------------|
| 1 | 3Lo+2T | | 6.50 | 0.30 | 1 | 1 | 0 | 0 | 0 | 0 | 1 | 0 | 1 | | 6.80 | |
| 2 | 3T | | 4.10 | 0.50 | 0 | 1 | 0 | 0 | 1 | 1 | 1 | 1 | 1 | | 4.60 | |
| 3 | LSp3 | | 2.40 | 0.50 | 1 | 1 | 1 | 1 | 1 | 1 | 1 | 0 | 2 | | 2.90 | |
| 4 | 2A | | 3.30 | 0.36 | 0 | 0 | 1 | 0 | 1 | 1 | 1 | 1 | 1 | | 3.66 | |
| 5 | FCSp2 | | 2.30 | 0.10 | -1 | 0 | 0 | 1 | -1 | 0 | 1 | 0 | 2 | | 2.40 | |
| 6 | SIS2 | | 2.30 | 0.29 | 1 | 0 | 0 | 1 | 0 | 1 | 1 | 0 | 1 | | 2.59 | |
| 7 | CCoSp3 | | 3.00 | 0.50 | 1 | 1 | 1 | 1 | 1 | 1 | 2 | 0 | 1 | | 3.50 | |
| | | | 23.90 | | | | | | | | | | | | 26.45 | |

| Program Components | | | Factor | | | | | | | | | | | |
|--|--|------|--------|------|------|------|------|------|------|------|------|--|------|--------------|
| Skating Skills | | 0.80 | 5.50 | 5.75 | 5.75 | 5.75 | 6.00 | 6.25 | 5.50 | 5.75 | 6.00 | | 5.79 | |
| Transition / Linking Footwork | | 0.80 | 4.75 | 4.75 | 5.50 | 5.75 | 6.00 | 6.00 | 5.50 | 5.50 | 5.50 | | 5.50 | |
| Performance / Execution | | 0.80 | 5.25 | 5.25 | 5.00 | 5.75 | 6.25 | 6.50 | 5.75 | 5.75 | 5.75 | | 5.68 | |
| Choreography / Composition | | 0.80 | 5.50 | 5.50 | 5.25 | 5.75 | 6.00 | 6.25 | 6.00 | 5.50 | 5.50 | | 5.68 | |
| Interpretation | | 0.80 | 5.50 | 5.50 | 5.25 | 5.75 | 6.00 | 6.25 | 5.75 | 5.75 | 5.50 | | 5.68 | |
| Judges Total Program Component Score (factored) | | | | | | | | | | | | | | 22.65 |
| Deductions: | | | | | | | | | | | | | | 0.00 |

| Rank | Name | Nation | Starting Number | Total Segment Score | Total Element Score | Total Program Component Score (factored) | Total Deductions |
|------|-----------------|--------|-----------------|---------------------|---------------------|--|------------------|
| 12 | Jenna MCCORKELL | GBR | 28 | 48.65 | 25.54 | 23.11 | 0.00 |

| # | Executed Elements | Info | Base Value | GOE | The Judges Panel (in random order) | | | | | | | | | | Ref | Scores of Panel |
|---|-------------------|------|--------------|-------|------------------------------------|----|----|----|----|----|----|----|----|--|--------------|-----------------|
| 1 | 2A | | 3.30 | 0.43 | 1 | 0 | 1 | 0 | 1 | 1 | 1 | 1 | 1 | | 3.73 | |
| 2 | 3F+2T | | 6.70 | -1.30 | -1 | -2 | -2 | -2 | -2 | -2 | -1 | -2 | -3 | | 5.40 | |
| 3 | 3T | | 4.10 | 0.40 | 1 | 0 | 0 | -1 | 2 | 1 | 1 | 1 | 0 | | 4.50 | |
| 4 | FSSp4 | | 3.00 | 0.50 | 1 | 1 | 2 | 1 | 2 | 0 | 1 | 1 | 0 | | 3.50 | |
| 5 | CCoSp4 | | 3.50 | 0.36 | 0 | 0 | 1 | 0 | 1 | 1 | 1 | 1 | 1 | | 3.86 | |
| 6 | SIS2 | | 2.30 | 0.21 | 0 | 1 | 1 | 0 | 1 | 0 | 1 | 0 | 0 | | 2.51 | |
| 7 | LSp2 | | 1.90 | 0.14 | 0 | 0 | 1 | 0 | 1 | 0 | 0 | 1 | 0 | | 2.04 | |
| | | | 24.80 | | | | | | | | | | | | 25.54 | |

| Program Components | | | Factor | | | | | | | | | | | |
|--|--|------|--------|------|------|------|------|------|------|------|------|--|------|--------------|
| Skating Skills | | 0.80 | 6.25 | 6.50 | 6.00 | 5.75 | 5.75 | 6.25 | 6.00 | 5.75 | 5.75 | | 5.96 | |
| Transition / Linking Footwork | | 0.80 | 5.50 | 6.25 | 5.25 | 5.00 | 5.25 | 6.00 | 5.75 | 5.00 | 6.00 | | 5.54 | |
| Performance / Execution | | 0.80 | 6.00 | 6.50 | 6.25 | 5.75 | 5.75 | 6.00 | 6.00 | 5.50 | 5.25 | | 5.89 | |
| Choreography / Composition | | 0.80 | 5.75 | 6.00 | 5.75 | 5.25 | 6.00 | 6.00 | 5.75 | 5.25 | 5.50 | | 5.71 | |
| Interpretation | | 0.80 | 6.00 | 6.25 | 5.50 | 5.75 | 5.75 | 6.00 | 6.00 | 5.50 | 5.00 | | 5.79 | |
| Judges Total Program Component Score (factored) | | | | | | | | | | | | | | 23.11 |
| Deductions: | | | | | | | | | | | | | | 0.00 |

ISU European Figure Skating Championships 2011

LADIES SHORT PROGRAM JUDGES DETAILS PER SKATER

| Rank | Name | Nation | Starting Number | Total Segment Score | Total Element Score | Total Program Component Score (factored) | Total Deductions |
|------|---------------|--------|-----------------|---------------------|---------------------|--|------------------|
| 13 | Alena LEONOVA | RUS | 18 | 48.40 | 22.66 | 25.74 | 0.00 |

| # | Executed Elements | Info | Base Value | GOE | The Judges Panel (in random order) | | | | | | | | Ref | Scores of Panel | |
|---|-------------------|------|--------------|-------|------------------------------------|----|----|----|----|----|----|----|-----|-----------------|------|
| 1 | 3T+2T | | 5.50 | 0.50 | 0 | 1 | 0 | 1 | 1 | 1 | 0 | 2 | 1 | | 6.00 |
| 2 | 3F | | 5.30 | -1.30 | -2 | -2 | -2 | -2 | -2 | -1 | -1 | -2 | -2 | | 4.00 |
| 3 | FSSp3 | | 2.60 | 0.36 | 1 | -1 | 1 | 1 | 1 | 1 | 0 | 1 | 0 | | 2.96 |
| 4 | 1A | | 1.10 | -0.60 | -3 | -3 | -3 | -3 | -3 | -3 | -3 | -3 | -3 | | 0.50 |
| 5 | LSp3 | | 2.40 | 0.57 | 1 | 0 | 2 | 1 | 1 | 1 | 1 | 2 | 1 | | 2.97 |
| 6 | SiSt2 | | 2.30 | 0.57 | 0 | 1 | 2 | 2 | 1 | 1 | 1 | 1 | 1 | | 2.87 |
| 7 | CCoSp3 | | 3.00 | 0.36 | 0 | 0 | 1 | 1 | 0 | 1 | 1 | 1 | 1 | | 3.36 |
| | | | 22.20 | | | | | | | | | | | 22.66 | |

Program Components

| | Factor | | | | | | | | | | | | |
|--|--------|------|------|------|------|------|------|------|------|------|--|------|--------------|
| Skating Skills | 0.80 | 6.75 | 6.50 | 6.50 | 6.50 | 6.25 | 6.50 | 5.50 | 6.75 | 7.00 | | 6.54 | |
| Transition / Linking Footwork | 0.80 | 6.50 | 6.25 | 5.75 | 6.00 | 6.00 | 6.25 | 5.25 | 6.50 | 6.25 | | 6.14 | |
| Performance / Execution | 0.80 | 6.50 | 6.75 | 5.75 | 6.75 | 6.50 | 6.75 | 5.50 | 6.75 | 6.00 | | 6.43 | |
| Choreography / Composition | 0.80 | 6.00 | 6.50 | 6.50 | 7.00 | 6.25 | 6.75 | 5.50 | 7.00 | 6.25 | | 6.46 | |
| Interpretation | 0.80 | 6.25 | 6.75 | 6.75 | 7.00 | 6.25 | 6.75 | 5.50 | 7.25 | 6.50 | | 6.61 | |
| Judges Total Program Component Score (factored) | | | | | | | | | | | | | 25.74 |

Deductions:

0.00

| Rank | Name | Nation | Starting Number | Total Segment Score | Total Element Score | Total Program Component Score (factored) | Total Deductions |
|------|-----------------|--------|-----------------|---------------------|---------------------|--|------------------|
| 14 | Juulia TURKKILA | FIN | 7 | 45.17 | 25.65 | 19.52 | 0.00 |

| # | Executed Elements | Info | Base Value | GOE | The Judges Panel (in random order) | | | | | | | | Ref | Scores of Panel | |
|---|-------------------|------|--------------|------|------------------------------------|----|---|---|----|----|---|---|-----|-----------------|------|
| 1 | 3T+2T | | 5.50 | 0.50 | 0 | 1 | 1 | 1 | 0 | 1 | 1 | 1 | 0 | | 6.00 |
| 2 | 3S | | 4.20 | 0.30 | 1 | 1 | 1 | 0 | -1 | -1 | 1 | 1 | 0 | | 4.50 |
| 3 | FCSp3 | | 2.80 | 0.21 | 1 | -1 | 0 | 0 | 1 | 1 | 0 | 1 | 0 | | 3.01 |
| 4 | 2A | | 3.30 | 0.36 | 1 | 0 | 1 | 0 | 1 | 0 | 2 | 1 | 1 | | 3.66 |
| 5 | CCoSp3 | | 3.00 | 0.57 | 1 | 1 | 1 | 1 | 0 | 1 | 2 | 2 | 1 | | 3.57 |
| 6 | ciSt2 | | 2.30 | 0.21 | 0 | 0 | 0 | 1 | 0 | 0 | 1 | 1 | 1 | | 2.51 |
| 7 | LSp3 | | 2.40 | 0.00 | 0 | 0 | 0 | 0 | 0 | 0 | 0 | 1 | | | 2.40 |
| | | | 23.50 | | | | | | | | | | | 25.65 | |

Program Components

| | Factor | | | | | | | | | | | | |
|--|--------|------|------|------|------|------|------|------|------|------|--|------|--------------|
| Skating Skills | 0.80 | 5.50 | 4.75 | 5.25 | 5.00 | 5.50 | 4.50 | 5.25 | 5.00 | 4.50 | | 5.04 | |
| Transition / Linking Footwork | 0.80 | 5.00 | 4.50 | 4.75 | 4.75 | 4.50 | 4.00 | 5.50 | 4.50 | 3.75 | | 4.57 | |
| Performance / Execution | 0.80 | 5.50 | 5.25 | 5.50 | 5.00 | 4.75 | 4.50 | 5.25 | 4.50 | 4.00 | | 4.96 | |
| Choreography / Composition | 0.80 | 5.25 | 5.00 | 5.00 | 4.75 | 4.75 | 4.00 | 5.50 | 5.00 | 3.75 | | 4.82 | |
| Interpretation | 0.80 | 5.50 | 5.25 | 4.75 | 5.00 | 4.75 | 4.25 | 5.50 | 5.50 | 3.75 | | 5.00 | |
| Judges Total Program Component Score (factored) | | | | | | | | | | | | | 19.52 |

Deductions:

0.00

| Rank | Name | Nation | Starting Number | Total Segment Score | Total Element Score | Total Program Component Score (factored) | Total Deductions |
|------|-------------|--------|-----------------|---------------------|---------------------|--|------------------|
| 15 | Romy BÜHLER | SUI | 5 | 44.42 | 25.80 | 19.62 | -1.00 |

| # | Executed Elements | Info | Base Value | GOE | The Judges Panel (in random order) | | | | | | | | Ref | Scores of Panel | |
|---|-------------------|------|--------------|-------|------------------------------------|----|----|----|----|----|----|----|-----|-----------------|------|
| 1 | 3Lz | | 6.00 | -2.10 | -3 | -3 | -3 | -3 | -3 | -3 | -3 | -3 | -3 | | 3.90 |
| 2 | 3T+2T | | 5.50 | 0.10 | 0 | 0 | 0 | 0 | 1 | 0 | 1 | 0 | 0 | | 5.60 |
| 3 | LSp4 | | 2.70 | 0.21 | 1 | 0 | 1 | 0 | 1 | 0 | 0 | 1 | 0 | | 2.91 |
| 4 | 2A | | 3.30 | 0.29 | 1 | 0 | 1 | 0 | 1 | 0 | 1 | 1 | 0 | | 3.59 |
| 5 | FSSp4 | | 3.00 | 0.36 | 1 | 1 | 1 | 1 | 1 | 0 | 0 | 1 | 0 | | 3.36 |
| 6 | ciSt2 | | 2.30 | 0.64 | 2 | 1 | 2 | 1 | 1 | 1 | 1 | 2 | 1 | | 2.94 |
| 7 | CCoSp3 | | 3.00 | 0.50 | 1 | 1 | 1 | 1 | 1 | 1 | 1 | 1 | 1 | | 3.50 |
| | | | 25.80 | | | | | | | | | | | 25.80 | |

Program Components

| | Factor | | | | | | | | | | | | |
|--|--------|------|------|------|------|------|------|------|------|------|--|------|--------------|
| Skating Skills | 0.80 | 4.75 | 5.25 | 5.25 | 4.75 | 5.00 | 4.75 | 5.25 | 5.00 | 4.75 | | 4.96 | |
| Transition / Linking Footwork | 0.80 | 4.25 | 5.00 | 5.50 | 4.25 | 4.50 | 4.50 | 5.00 | 4.75 | 4.25 | | 4.61 | |
| Performance / Execution | 0.80 | 4.75 | 5.25 | 5.25 | 5.00 | 4.50 | 5.00 | 5.50 | 4.75 | 4.50 | | 4.93 | |
| Choreography / Composition | 0.80 | 5.00 | 5.00 | 5.00 | 4.75 | 4.75 | 4.75 | 5.50 | 5.00 | 4.50 | | 4.89 | |
| Interpretation | 0.80 | 5.25 | 5.25 | 5.50 | 5.00 | 4.50 | 5.00 | 5.50 | 5.50 | 4.50 | | 5.14 | |
| Judges Total Program Component Score (factored) | | | | | | | | | | | | | 19.62 |

Deductions:

Falls: -1.00

-1.00

ISU European Figure Skating Championships 2011

LADIES SHORT PROGRAM JUDGES DETAILS PER SKATER

| Rank | Name | Nation | Starting Number | Total Segment Score | Total Element Score | Total Program Score (factored) | Total Component Score (factored) | Total Deductions |
|------|----------------|--------|-----------------|---------------------|---------------------|--------------------------------|----------------------------------|------------------|
| 16 | Gerli LIINAMÄE | EST | 11 | 44.07 | 25.59 | 18.48 | 0.00 | |

| # | Executed Elements | Info | Base Value | GOE | The Judges Panel (in random order) | | | | | | | | | Ref | Scores of Panel |
|---|-------------------|------|--------------|-------|------------------------------------|----|----|----|----|----|----|----|----|-----|-----------------|
| 1 | 3F+2T | e | 6.70 | -0.80 | -1 | -1 | -1 | -1 | -1 | 0 | -2 | -1 | -2 | | 5.90 |
| 2 | 3S | | 4.20 | -0.70 | -1 | -1 | -1 | -1 | -1 | -1 | -1 | -1 | -1 | | 3.50 |
| 3 | FSSp3 | | 2.60 | 0.29 | 1 | 0 | 0 | 0 | 1 | 1 | 1 | 1 | 0 | | 2.89 |
| 4 | 2A | | 3.30 | 0.00 | 0 | 0 | 0 | 0 | 0 | 0 | 0 | 0 | 0 | | 3.30 |
| 5 | CCoSp4 | | 3.50 | 0.36 | 0 | 1 | 1 | -1 | 1 | 1 | 1 | 2 | 0 | | 3.86 |
| 6 | SiSt2 | | 2.30 | 0.14 | 0 | 1 | 0 | 0 | 1 | 0 | 1 | 0 | 0 | | 2.44 |
| 7 | LSp4 | | 2.70 | 1.00 | 1 | 2 | 2 | 2 | 2 | 2 | 2 | 3 | 2 | | 3.70 |
| | | | 25.30 | | | | | | | | | | | | 25.59 |

Program Components

| | Factor | | | | | | | | | | | | | | |
|-------------------------------|--------|------|------|------|------|------|------|------|------|------|--|--|--|--|------|
| Skating Skills | 0.80 | 5.00 | 4.25 | 4.50 | 4.50 | 5.75 | 5.50 | 5.00 | 4.75 | 4.00 | | | | | 4.79 |
| Transition / Linking Footwork | 0.80 | 4.50 | 3.50 | 4.00 | 4.00 | 5.50 | 5.50 | 5.25 | 4.50 | 3.50 | | | | | 4.46 |
| Performance / Execution | 0.80 | 5.00 | 4.00 | 4.25 | 4.75 | 5.75 | 5.75 | 4.50 | 5.00 | 4.00 | | | | | 4.75 |
| Choreography / Composition | 0.80 | 4.75 | 4.25 | 4.00 | 4.25 | 5.50 | 5.75 | 4.50 | 5.25 | 3.50 | | | | | 4.64 |
| Interpretation | 0.80 | 4.50 | 4.00 | 4.00 | 4.50 | 5.50 | 5.75 | 4.00 | 4.75 | 3.50 | | | | | 4.46 |

Judges Total Program Component Score (factored)

18.48

Deductions:

0.00

e Jump take off with wrong edge

| Rank | Name | Nation | Starting Number | Total Segment Score | Total Element Score | Total Program Score (factored) | Total Component Score (factored) | Total Deductions |
|------|---------------|--------|-----------------|---------------------|---------------------|--------------------------------|----------------------------------|------------------|
| 17 | Fleur MAXWELL | LUX | 2 | 43.64 | 24.25 | 19.39 | 0.00 | |

| # | Executed Elements | Info | Base Value | GOE | The Judges Panel (in random order) | | | | | | | | | Ref | Scores of Panel |
|---|-------------------|------|--------------|-------|------------------------------------|----|----|----|----|----|----|----|----|-----|-----------------|
| 1 | 3S+2T | | 5.60 | 0.20 | 1 | 0 | 0 | 1 | 0 | 0 | -1 | 1 | 0 | | 5.80 |
| 2 | 3T< | < | 2.90 | -1.00 | 0 | -2 | -1 | -1 | -2 | -1 | -2 | -2 | -1 | | 1.90 |
| 3 | 2A | | 3.30 | 0.21 | 1 | 0 | 0 | 1 | 1 | 1 | 0 | -1 | 0 | | 3.51 |
| 4 | FCSp4 | | 3.20 | 0.57 | 1 | 2 | 2 | -1 | 1 | 1 | 1 | 1 | 1 | | 3.77 |
| 5 | SiSt2 | | 2.30 | 0.43 | 1 | 1 | 1 | 1 | 2 | 1 | 0 | 1 | 0 | | 2.73 |
| 6 | CCoSp3 | | 3.00 | 0.64 | 1 | 2 | 2 | 2 | 1 | 1 | 1 | 1 | 0 | | 3.64 |
| 7 | LSp3 | | 2.40 | 0.50 | 1 | 1 | 2 | 1 | 1 | 1 | 1 | 0 | 1 | | 2.90 |
| | | | 22.70 | | | | | | | | | | | | 24.25 |

Program Components

| | Factor | | | | | | | | | | | | | | |
|-------------------------------|--------|------|------|------|------|------|------|------|------|------|--|--|--|--|------|
| Skating Skills | 0.80 | 5.00 | 4.75 | 4.75 | 4.75 | 5.00 | 5.50 | 5.25 | 4.75 | 4.50 | | | | | 4.89 |
| Transition / Linking Footwork | 0.80 | 5.25 | 4.50 | 4.00 | 4.25 | 4.50 | 5.50 | 4.75 | 4.25 | 4.00 | | | | | 4.50 |
| Performance / Execution | 0.80 | 5.25 | 4.50 | 4.50 | 5.00 | 5.25 | 5.75 | 5.25 | 5.00 | 4.75 | | | | | 5.00 |
| Choreography / Composition | 0.80 | 5.50 | 5.00 | 4.50 | 5.00 | 4.50 | 5.50 | 5.00 | 4.75 | 4.25 | | | | | 4.89 |
| Interpretation | 0.80 | 5.25 | 5.25 | 4.75 | 5.25 | 5.00 | 5.50 | 4.75 | 4.50 | 4.50 | | | | | 4.96 |

Judges Total Program Component Score (factored)

19.39

Deductions:

0.00

< Under-rotated jump

| Rank | Name | Nation | Starting Number | Total Segment Score | Total Element Score | Total Program Score (factored) | Total Component Score (factored) | Total Deductions |
|------|-------------------|--------|-----------------|---------------------|---------------------|--------------------------------|----------------------------------|------------------|
| 18 | Svetlana ISSAKOVA | EST | 13 | 42.30 | 24.12 | 18.18 | 0.00 | |

| # | Executed Elements | Info | Base Value | GOE | The Judges Panel (in random order) | | | | | | | | | Ref | Scores of Panel |
|---|-------------------|------|--------------|-------|------------------------------------|----|----|----|----|----|----|----|----|-----|-----------------|
| 1 | 3T+2T | | 5.50 | 0.00 | -1 | 1 | 1 | 0 | -1 | 0 | 1 | -1 | 0 | | 5.50 |
| 2 | 3F | | 5.30 | -1.10 | -2 | -1 | -1 | -1 | -1 | -3 | -2 | -2 | -2 | | 4.20 |
| 3 | 2A | | 3.30 | -1.07 | -3 | -2 | -2 | -2 | -2 | -2 | -3 | -2 | -2 | | 2.23 |
| 4 | FCSp4 | | 3.20 | 0.21 | 0 | 0 | 1 | 1 | 0 | 0 | 1 | 0 | 1 | | 3.41 |
| 5 | SiSt2 | | 2.30 | 0.00 | -1 | 0 | 0 | 0 | 0 | 0 | 0 | 0 | 0 | | 2.30 |
| 6 | CCoSp4 | | 3.50 | 0.21 | 0 | 0 | -1 | 0 | 1 | 1 | 1 | 0 | 1 | | 3.71 |
| 7 | LSp4 | | 2.70 | 0.07 | 0 | 0 | 0 | 0 | 1 | 0 | 0 | 0 | 1 | | 2.77 |
| | | | 25.80 | | | | | | | | | | | | 24.12 |

Program Components

| | Factor | | | | | | | | | | | | | | |
|-------------------------------|--------|------|------|------|------|------|------|------|------|------|--|--|--|--|------|
| Skating Skills | 0.80 | 4.00 | 4.75 | 4.50 | 5.50 | 4.50 | 4.75 | 5.00 | 5.00 | 5.25 | | | | | 4.82 |
| Transition / Linking Footwork | 0.80 | 3.75 | 4.25 | 4.00 | 4.50 | 4.00 | 4.75 | 4.00 | 4.75 | 4.50 | | | | | 4.29 |
| Performance / Execution | 0.80 | 4.00 | 4.50 | 4.75 | 5.00 | 4.00 | 5.00 | 4.50 | 4.75 | 4.50 | | | | | 4.57 |
| Choreography / Composition | 0.80 | 3.75 | 5.00 | 4.25 | 5.00 | 4.00 | 4.75 | 4.75 | 4.75 | 4.75 | | | | | 4.61 |
| Interpretation | 0.80 | 3.75 | 4.75 | 4.00 | 4.75 | 3.75 | 4.75 | 4.75 | 4.75 | 4.50 | | | | | 4.43 |

Judges Total Program Component Score (factored)

18.18

Deductions:

0.00

ISU European Figure Skating Championships 2011

LADIES SHORT PROGRAM JUDGES DETAILS PER SKATER

| Rank | Name | Nation | Starting Number | Total Segment Score | Total Element Score | Total Program Component Score (factored) | Total Deductions |
|------|----------------|--------|-----------------|---------------------|---------------------|--|------------------|
| 19 | Viktoria PAVUK | HUN | 12 | 42.18 | 23.47 | 18.71 | 0.00 |

| # | Executed Elements | Info | Base Value | GOE | The Judges Panel (in random order) | | | | | | | | Ref | Scores of Panel | |
|---|-------------------|------|--------------|-------|------------------------------------|----|----|----|----|----|----|----|-----|-----------------|------|
| 1 | 3S< | < | 2.90 | -0.90 | -1 | -1 | -1 | -1 | -2 | -1 | -1 | -2 | -2 | | 2.00 |
| 2 | 3Lz+2T | e | 7.40 | -1.10 | -2 | -1 | -1 | -1 | -2 | -1 | -2 | -2 | -2 | | 6.30 |
| 3 | FSSp3 | | 2.60 | 0.00 | 0 | 0 | 0 | 0 | 0 | 0 | 0 | -1 | 1 | | 2.60 |
| 4 | 2A | | 3.30 | 0.14 | 0 | 1 | 0 | 0 | 0 | 0 | 1 | 1 | 0 | | 3.44 |
| 5 | CCoSp4 | | 3.50 | 0.50 | 1 | 1 | 1 | 1 | 1 | 1 | 1 | 1 | 2 | | 4.00 |
| 6 | CiSt2 | | 2.30 | 0.00 | 0 | 0 | 0 | 0 | 0 | 0 | 0 | 0 | 1 | | 2.30 |
| 7 | LSp3 | | 2.40 | 0.43 | 1 | 1 | 1 | 0 | 1 | 0 | 1 | 1 | 2 | | 2.83 |
| | | | 24.40 | | | | | | | | | | | 23.47 | |

Program Components

| | Factor | | | | | | | | | | | | | |
|--|--------|------|------|------|------|------|------|------|------|------|--|--|--------------|------|
| Skating Skills | 0.80 | 4.75 | 5.50 | 4.25 | 5.00 | 5.25 | 4.75 | 4.50 | 4.25 | 5.00 | | | | 4.79 |
| Transition / Linking Footwork | 0.80 | 4.50 | 4.75 | 4.00 | 4.75 | 4.75 | 4.25 | 4.00 | 3.00 | 4.50 | | | | 4.39 |
| Performance / Execution | 0.80 | 5.00 | 5.25 | 4.50 | 5.00 | 5.25 | 4.75 | 4.25 | 4.00 | 4.75 | | | | 4.79 |
| Choreography / Composition | 0.80 | 4.75 | 5.25 | 4.25 | 5.00 | 5.00 | 4.50 | 4.00 | 4.50 | 4.75 | | | | 4.68 |
| Interpretation | 0.80 | 4.75 | 5.25 | 4.50 | 5.25 | 5.00 | 4.75 | 4.00 | 4.00 | 5.00 | | | | 4.75 |
| Judges Total Program Component Score (factored) | | | | | | | | | | | | | 18.71 | |

Deductions:

0.00

< Under-rotated jump e Jump take off with wrong edge

| Rank | Name | Nation | Starting Number | Total Segment Score | Total Element Score | Total Program Component Score (factored) | Total Deductions |
|------|--------------------|--------|-----------------|---------------------|---------------------|--|------------------|
| 20 | Hristina VASSILEVA | BUL | 1 | 39.11 | 22.74 | 16.37 | 0.00 |

| # | Executed Elements | Info | Base Value | GOE | The Judges Panel (in random order) | | | | | | | | Ref | Scores of Panel | |
|---|-------------------|------|--------------|-------|------------------------------------|----|----|----|----|----|----|----|-----|-----------------|------|
| 1 | 2A | | 3.30 | 0.14 | 0 | 0 | -1 | 1 | 0 | 1 | 1 | 0 | 0 | | 3.44 |
| 2 | 3F | | 5.30 | -0.60 | -1 | -1 | 0 | -1 | -1 | -1 | -1 | 0 | -1 | | 4.70 |
| 3 | 3T+2T | | 5.50 | 0.30 | 0 | 1 | 0 | 0 | 0 | 1 | 1 | 1 | 0 | | 5.80 |
| 4 | FSSp3 | | 2.60 | -0.04 | 0 | 0 | 0 | 0 | 0 | 0 | -1 | -1 | 0 | | 2.56 |
| 5 | SiSt1 | | 1.80 | 0.07 | 0 | 0 | 0 | 0 | 0 | 1 | 1 | 0 | 0 | | 1.87 |
| 6 | CCoSp3 | | 3.00 | -0.09 | -1 | -1 | -1 | 0 | 0 | 0 | 0 | 0 | 0 | | 2.91 |
| 7 | LSp1 | | 1.50 | -0.04 | 0 | 0 | 0 | -2 | 0 | -1 | 0 | 0 | 0 | | 1.46 |
| | | | 23.00 | | | | | | | | | | | 22.74 | |

Program Components

| | Factor | | | | | | | | | | | | | |
|--|--------|------|------|------|------|------|------|------|------|------|--|--|--------------|------|
| Skating Skills | 0.80 | 4.50 | 4.50 | 4.50 | 4.00 | 4.25 | 4.00 | 4.25 | 4.25 | 4.25 | | | | 4.29 |
| Transition / Linking Footwork | 0.80 | 4.00 | 3.75 | 4.00 | 3.75 | 3.75 | 3.75 | 4.25 | 3.75 | 3.50 | | | | 3.82 |
| Performance / Execution | 0.80 | 4.50 | 4.25 | 4.25 | 4.00 | 4.00 | 4.50 | 4.00 | 4.25 | 3.25 | | | | 4.18 |
| Choreography / Composition | 0.80 | 4.00 | 4.50 | 4.25 | 3.75 | 3.75 | 4.25 | 4.50 | 4.50 | 4.00 | | | | 4.18 |
| Interpretation | 0.80 | 4.25 | 4.25 | 4.25 | 3.50 | 3.75 | 3.75 | 4.25 | 4.25 | 3.25 | | | | 4.00 |
| Judges Total Program Component Score (factored) | | | | | | | | | | | | | 16.37 | |

Deductions:

0.00

| Rank | Name | Nation | Starting Number | Total Segment Score | Total Element Score | Total Program Component Score (factored) | Total Deductions |
|------|----------|--------|-----------------|---------------------|---------------------|--|------------------|
| 21 | Dasa GRM | SLO | 8 | 38.97 | 21.68 | 17.29 | 0.00 |

| # | Executed Elements | Info | Base Value | GOE | The Judges Panel (in random order) | | | | | | | | Ref | Scores of Panel | |
|---|-------------------|------|--------------|-------|------------------------------------|----|----|----|----|----|----|----|-----|-----------------|------|
| 1 | 3F | | 5.30 | -1.10 | -1 | -1 | -1 | -2 | -2 | -2 | -1 | -2 | -2 | | 4.20 |
| 2 | FSSp4 | | 3.00 | 0.36 | 0 | 1 | 0 | 1 | 1 | 1 | 0 | 1 | 1 | | 3.36 |
| 3 | 1A | | 1.10 | -0.60 | -3 | -3 | -3 | -3 | -3 | -3 | -3 | -3 | -3 | | 0.50 |
| 4 | 3T+2T | | 5.50 | 0.30 | 0 | 1 | 0 | 0 | 1 | 1 | 0 | 1 | 0 | | 5.80 |
| 5 | SiSt2 | | 2.30 | 0.07 | 0 | 0 | 0 | 0 | 0 | 0 | 1 | 0 | 1 | | 2.37 |
| 6 | CCoSp4 | | 3.50 | -0.09 | -1 | 0 | 0 | -1 | -1 | 0 | 0 | 0 | 1 | | 3.41 |
| 7 | LSp2 | | 1.90 | 0.14 | 0 | 0 | 0 | 1 | 1 | 1 | 0 | 0 | 0 | | 2.04 |
| | | | 22.60 | | | | | | | | | | | 21.68 | |

Program Components

| | Factor | | | | | | | | | | | | | |
|--|--------|------|------|------|------|------|------|------|------|------|--|--|--------------|------|
| Skating Skills | 0.80 | 4.50 | 4.25 | 4.75 | 4.50 | 4.50 | 4.00 | 4.75 | 4.25 | 5.25 | | | | 4.50 |
| Transition / Linking Footwork | 0.80 | 4.00 | 4.00 | 4.50 | 3.75 | 4.50 | 3.50 | 4.25 | 4.00 | 4.75 | | | | 4.14 |
| Performance / Execution | 0.80 | 4.75 | 3.75 | 4.50 | 4.00 | 4.25 | 3.75 | 4.50 | 4.25 | 5.00 | | | | 4.29 |
| Choreography / Composition | 0.80 | 4.25 | 4.00 | 4.50 | 4.25 | 4.75 | 4.25 | 4.25 | 4.00 | 5.00 | | | | 4.32 |
| Interpretation | 0.80 | 4.50 | 4.00 | 4.75 | 4.25 | 4.50 | 3.75 | 4.50 | 4.00 | 5.25 | | | | 4.36 |
| Judges Total Program Component Score (factored) | | | | | | | | | | | | | 17.29 | |

Deductions:

0.00

ISU European Figure Skating Championships 2011

LADIES SHORT PROGRAM JUDGES DETAILS PER SKATER

| Rank | Name | Nation | Starting Number | Total Segment Score | Total Element Score | Total Program Component Score (factored) | Total Deductions |
|------|---------------|--------|-----------------|---------------------|---------------------|--|------------------|
| 22 | Alice GARLISI | ITA | 16 | 38.79 | 20.99 | 19.80 | -2.00 |

| # | Executed Elements | Info | Base Value | GOE | The Judges Panel (in random order) | | | | | | | | | Ref | Scores of Panel |
|---|-------------------|------|--------------|-------|------------------------------------|----|----|----|----|----|----|----|----|-----|-----------------|
| 1 | 3T | | 4.10 | 0.80 | 2 | 1 | 1 | 0 | 1 | 1 | 2 | 1 | 1 | | 4.90 |
| 2 | 2A< | < | 2.30 | -1.43 | -3 | -3 | -3 | -3 | -2 | -2 | -3 | -3 | -3 | | 0.87 |
| 3 | FCSp4 | | 3.20 | 0.36 | 1 | 1 | 1 | 0 | 1 | 0 | 0 | 1 | 1 | | 3.56 |
| 4 | 3S+COMBO | | 4.20 | -2.10 | -3 | -3 | -3 | -3 | -3 | -3 | -3 | -3 | -3 | | 2.10 |
| 5 | CCoSp4 | | 3.50 | 0.29 | 0 | 2 | 1 | 0 | 1 | 0 | 1 | 0 | 1 | | 3.79 |
| 6 | SIS3 | | 3.30 | 0.36 | 1 | 2 | 1 | 0 | 1 | 0 | 0 | 1 | 1 | | 3.66 |
| 7 | LSp2 | | 1.90 | 0.21 | 1 | 2 | 1 | 0 | 0 | -1 | 0 | 0 | 1 | | 2.11 |
| | | | 22.50 | | | | | | | | | | | | 20.99 |

Program Components

| | Factor | | | | | | | | | | | | | |
|--|--------|------|------|------|------|------|------|------|------|------|--|--|--------------|------|
| Skating Skills | 0.80 | 5.00 | 5.50 | 5.25 | 4.25 | 5.50 | 5.00 | 5.50 | 4.75 | 5.25 | | | | 5.18 |
| Transition / Linking Footwork | 0.80 | 4.25 | 4.75 | 5.00 | 3.75 | 5.00 | 4.50 | 5.00 | 5.00 | 4.75 | | | | 4.75 |
| Performance / Execution | 0.80 | 4.00 | 4.75 | 4.50 | 4.00 | 5.25 | 5.00 | 4.75 | 5.00 | 4.75 | | | | 4.68 |
| Choreography / Composition | 0.80 | 4.25 | 5.00 | 5.25 | 4.00 | 5.50 | 5.25 | 5.00 | 5.00 | 5.50 | | | | 5.04 |
| Interpretation | 0.80 | 4.50 | 5.25 | 5.25 | 3.75 | 5.75 | 5.50 | 4.75 | 5.25 | 5.25 | | | | 5.11 |
| Judges Total Program Component Score (factored) | | | | | | | | | | | | | 19.80 | |

Deductions: Falls: -2.00 **-2.00**

< Under-rotated jump

| Rank | Name | Nation | Starting Number | Total Segment Score | Total Element Score | Total Program Component Score (factored) | Total Deductions |
|------|------------------|--------|-----------------|---------------------|---------------------|--|------------------|
| 23 | Alexandra KUNOVA | SVK | 9 | 38.67 | 21.82 | 16.85 | 0.00 |

| # | Executed Elements | Info | Base Value | GOE | The Judges Panel (in random order) | | | | | | | | | Ref | Scores of Panel |
|---|-------------------|------|--------------|-------|------------------------------------|----|----|---|----|----|----|---|----|-----|-----------------|
| 1 | 3S+2T | | 5.60 | 0.10 | 0 | 0 | 0 | 0 | 0 | 1 | 0 | 1 | 0 | | 5.70 |
| 2 | 3T | | 4.10 | -0.50 | -1 | -2 | -2 | 0 | -1 | 0 | 0 | 0 | -1 | | 3.60 |
| 3 | SIS1 | | 1.80 | 0.00 | 0 | 0 | 0 | 1 | 0 | 0 | 0 | 0 | 0 | | 1.80 |
| 4 | CCoSp4 | | 3.50 | 0.21 | 0 | 0 | 0 | 1 | 1 | 1 | 0 | 0 | 1 | | 3.71 |
| 5 | 2A | | 3.30 | -0.07 | -1 | 0 | 0 | 0 | 0 | 0 | -1 | 0 | 0 | | 3.23 |
| 6 | FSSp2 | | 2.30 | -0.09 | -1 | 0 | 0 | 0 | 0 | -1 | -1 | 0 | 0 | | 2.21 |
| 7 | LSp1 | | 1.50 | 0.07 | 1 | 0 | 0 | 0 | 1 | 0 | 0 | 0 | 0 | | 1.57 |
| | | | 22.10 | | | | | | | | | | | | 21.82 |

Program Components

| | Factor | | | | | | | | | | | | | |
|--|--------|------|------|------|------|------|------|------|------|------|--|--|--------------|------|
| Skating Skills | 0.80 | 4.25 | 4.00 | 4.75 | 4.75 | 4.50 | 4.00 | 4.25 | 4.50 | 5.25 | | | | 4.43 |
| Transition / Linking Footwork | 0.80 | 3.75 | 3.50 | 4.25 | 4.00 | 4.00 | 3.50 | 4.75 | 4.00 | 4.50 | | | | 4.00 |
| Performance / Execution | 0.80 | 4.25 | 3.75 | 4.25 | 3.75 | 4.25 | 4.25 | 4.50 | 4.00 | 5.00 | | | | 4.18 |
| Choreography / Composition | 0.80 | 4.50 | 3.75 | 4.25 | 4.25 | 4.25 | 4.00 | 4.25 | 4.25 | 4.75 | | | | 4.25 |
| Interpretation | 0.80 | 4.00 | 3.75 | 4.25 | 4.25 | 4.25 | 4.00 | 4.50 | 4.25 | 4.75 | | | | 4.21 |
| Judges Total Program Component Score (factored) | | | | | | | | | | | | | 16.85 | |

Deductions: **0.00**

| Rank | Name | Nation | Starting Number | Total Segment Score | Total Element Score | Total Program Component Score (factored) | Total Deductions |
|------|----------------|--------|-----------------|---------------------|---------------------|--|------------------|
| 24 | Karina JOHNSON | DEN | 6 | 38.30 | 21.78 | 16.52 | 0.00 |

| # | Executed Elements | Info | Base Value | GOE | The Judges Panel (in random order) | | | | | | | | | Ref | Scores of Panel |
|---|-------------------|------|--------------|-------|------------------------------------|----|----|----|----|----|----|----|----|-----|-----------------|
| 1 | 3S+COMBO | | 4.20 | -1.90 | -3 | -3 | -2 | -3 | -3 | -3 | -2 | -2 | -3 | | 2.30 |
| 2 | 3Lz | | 6.00 | -0.80 | -1 | -2 | -1 | -2 | -1 | -2 | -1 | 0 | 0 | | 5.20 |
| 3 | CCoSp3 | | 3.00 | 0.14 | 0 | 0 | 0 | 1 | 0 | 1 | 1 | 0 | 0 | | 3.14 |
| 4 | LSp3 | | 2.40 | 0.00 | 0 | 0 | 0 | 0 | 0 | 1 | 0 | 0 | 0 | | 2.40 |
| 5 | SIS2 | | 2.30 | 0.00 | 0 | 0 | 0 | 0 | 0 | 0 | 0 | 0 | 0 | | 2.30 |
| 6 | 2A | | 3.30 | 0.00 | 0 | 0 | 0 | 0 | 0 | 0 | 1 | 0 | -1 | | 3.30 |
| 7 | FSSp4 | | 3.00 | 0.14 | 0 | 1 | 0 | 1 | 0 | 1 | 0 | 0 | 0 | | 3.14 |
| | | | 24.20 | | | | | | | | | | | | 21.78 |

Program Components

| | Factor | | | | | | | | | | | | | |
|--|--------|------|------|------|------|------|------|------|------|------|--|--|--------------|------|
| Skating Skills | 0.80 | 4.25 | 4.75 | 4.25 | 4.25 | 4.00 | 4.50 | 4.50 | 4.25 | 4.50 | | | | 4.36 |
| Transition / Linking Footwork | 0.80 | 4.00 | 4.25 | 4.00 | 3.50 | 4.00 | 4.00 | 4.75 | 4.00 | 3.75 | | | | 4.00 |
| Performance / Execution | 0.80 | 4.25 | 4.75 | 3.50 | 4.00 | 3.75 | 3.75 | 4.50 | 4.00 | 4.25 | | | | 4.07 |
| Choreography / Composition | 0.80 | 4.25 | 4.50 | 3.50 | 4.25 | 4.00 | 4.00 | 5.00 | 4.00 | 4.00 | | | | 4.14 |
| Interpretation | 0.80 | 4.00 | 4.50 | 3.75 | 3.75 | 4.00 | 4.25 | 4.25 | 4.00 | 4.25 | | | | 4.07 |
| Judges Total Program Component Score (factored) | | | | | | | | | | | | | 16.52 | |

Deductions: **0.00**

ISU European Figure Skating Championships 2011

LADIES SHORT PROGRAM JUDGES DETAILS PER SKATER

| Rank | Name | Nation | Starting Number | Total Segment Score | Total Element Score | Total Program Component Score (factored) | Total Deductions |
|------|-------------------|--------|-----------------|---------------------|---------------------|--|------------------|
| 25 | Anne Line GJERSEM | NOR | 14 | 34.66 | 18.60 | 18.06 | -2.00 |

| # | Executed Elements | Info | Base Value | GOE | The Judges Panel (in random order) | | | | | | | | | Ref | Scores of Panel | |
|---|-------------------|------|--------------|-------|------------------------------------|----|----|----|----|----|----|----|----|-----|-----------------|------|
| 1 | 2S+3T<< | << | 2.80 | -0.60 | -3 | -3 | -3 | -3 | -3 | -3 | -3 | -3 | -3 | -3 | | 2.20 |
| 2 | 3Lo | | 5.10 | -2.10 | -3 | -3 | -3 | -3 | -3 | -3 | -3 | -3 | -3 | -3 | | 3.00 |
| 3 | FCSp3 | | 2.80 | 0.43 | 0 | 1 | 1 | 1 | 1 | 2 | 0 | 1 | 1 | | 3.23 | |
| 4 | 2A | | 3.30 | 0.00 | 0 | 0 | 0 | 1 | 0 | 0 | 0 | -1 | 0 | | 3.30 | |
| 5 | SiSt2 | | 2.30 | 0.21 | 0 | 0 | 0 | 1 | 1 | 1 | 0 | 0 | 1 | | 2.51 | |
| 6 | LSp2 | | 1.90 | -0.04 | -1 | 0 | 0 | 1 | 0 | 0 | -1 | 0 | 0 | | 1.86 | |
| 7 | CCoSp2 | | 2.50 | 0.00 | 0 | 0 | 0 | 0 | 0 | 0 | -1 | 0 | 0 | | 2.50 | |
| | | | 20.70 | | | | | | | | | | | | 18.60 | |

Program Components

| | Factor | | | | | | | | | | | | | | |
|--|--------|------|------|------|------|------|------|------|------|------|--|--|--------------|--|------|
| Skating Skills | 0.80 | 4.75 | 4.50 | 4.25 | 4.25 | 4.75 | 4.25 | 4.75 | 5.00 | 4.50 | | | | | 4.54 |
| Transition / Linking Footwork | 0.80 | 4.25 | 4.50 | 3.75 | 4.25 | 4.00 | 4.00 | 4.50 | 5.00 | 4.75 | | | | | 4.32 |
| Performance / Execution | 0.80 | 4.50 | 4.75 | 4.00 | 4.75 | 4.25 | 4.50 | 4.75 | 5.50 | 4.00 | | | | | 4.50 |
| Choreography / Composition | 0.80 | 4.50 | 4.50 | 4.00 | 4.50 | 4.25 | 4.25 | 5.00 | 5.00 | 4.25 | | | | | 4.46 |
| Interpretation | 0.80 | 5.00 | 4.75 | 4.00 | 5.50 | 4.50 | 4.75 | 5.00 | 5.25 | 4.00 | | | | | 4.75 |
| Judges Total Program Component Score (factored) | | | | | | | | | | | | | 18.06 | | |

Deductions: Falls: -2.00 **-2.00**

<< Downgraded jump

| Rank | Name | Nation | Starting Number | Total Segment Score | Total Element Score | Total Program Component Score (factored) | Total Deductions |
|------|---------------|--------|-----------------|---------------------|---------------------|--|------------------|
| 26 | Irina MOVCHAN | UKR | 10 | 31.43 | 14.52 | 16.91 | 0.00 |

| # | Executed Elements | Info | Base Value | GOE | The Judges Panel (in random order) | | | | | | | | | Ref | Scores of Panel |
|---|-------------------|------|--------------|-------|------------------------------------|----|----|----|----|----|----|----|----|-----|-----------------|
| 1 | 3Lz<<<COMBO | << | 2.10 | -0.90 | -3 | -3 | -3 | -3 | -3 | -3 | -3 | -3 | -3 | | 1.20 |
| 2 | 2S | | 1.40 | -0.60 | -3 | -3 | -3 | -3 | -3 | -3 | -3 | -3 | -3 | | 0.80 |
| 3 | 1A | | 1.10 | -0.60 | -3 | -3 | -3 | -3 | -3 | -3 | -3 | -3 | -3 | | 0.50 |
| 4 | FCSp4 | | 3.20 | 0.43 | 0 | 1 | 1 | 1 | 1 | 1 | 0 | 2 | 1 | | 3.63 |
| 5 | SiSt3 | | 3.30 | 0.14 | 0 | 0 | 1 | 0 | 0 | 0 | 0 | 1 | 1 | | 3.44 |
| 6 | CCoSp4 | | 3.50 | 0.21 | 0 | 0 | 1 | 0 | 0 | 0 | 1 | 1 | 1 | | 3.71 |
| 7 | LSp1 | | 1.50 | -0.26 | -1 | -2 | -1 | -1 | -1 | -1 | 0 | 0 | -1 | | 1.24 |
| | | | 16.10 | | | | | | | | | | | | 14.52 |

Program Components

| | Factor | | | | | | | | | | | | | | |
|--|--------|------|------|------|------|------|------|------|------|------|--|--|--------------|--|------|
| Skating Skills | 0.80 | 4.75 | 3.75 | 4.50 | 4.50 | 4.50 | 4.75 | 4.75 | 4.75 | 4.75 | | | | | 4.64 |
| Transition / Linking Footwork | 0.80 | 4.25 | 3.25 | 4.00 | 3.50 | 3.75 | 4.75 | 4.50 | 4.00 | 4.25 | | | | | 4.04 |
| Performance / Execution | 0.80 | 4.50 | 3.75 | 3.75 | 3.75 | 4.25 | 5.00 | 4.50 | 3.75 | 3.00 | | | | | 4.04 |
| Choreography / Composition | 0.80 | 4.50 | 3.75 | 4.25 | 3.75 | 4.25 | 5.00 | 4.75 | 4.25 | 4.25 | | | | | 4.29 |
| Interpretation | 0.80 | 4.50 | 3.50 | 4.00 | 3.50 | 4.25 | 5.00 | 4.50 | 4.25 | 4.00 | | | | | 4.14 |
| Judges Total Program Component Score (factored) | | | | | | | | | | | | | 16.91 | | |

Deductions: **0.00**

<< Downgraded jump

| Rank | Name | Nation | Starting Number | Total Segment Score | Total Element Score | Total Program Component Score (factored) | Total Deductions |
|------|--------------|--------|-----------------|---------------------|---------------------|--|------------------|
| 27 | Clara PETERS | IRL | 3 | 30.91 | 15.22 | 15.69 | 0.00 |

| # | Executed Elements | Info | Base Value | GOE | The Judges Panel (in random order) | | | | | | | | | Ref | Scores of Panel |
|---|-------------------|------|--------------|-------|------------------------------------|----|----|----|----|----|----|----|----|-----|-----------------|
| 1 | LSp1 | | 1.50 | -0.13 | 0 | -1 | 0 | 0 | -1 | -1 | 0 | 0 | -1 | | 1.37 |
| 2 | 2Lz+2Lo | | 3.90 | -0.77 | -3 | -3 | 0 | -3 | -3 | -3 | 0 | -3 | -3 | | 3.13 |
| 3 | 2A | | 3.30 | -1.07 | -2 | -2 | -2 | -2 | -2 | -3 | -3 | -2 | -2 | | 2.23 |
| 4 | SiSt2 | | 2.30 | 0.00 | 0 | 0 | 0 | 0 | 0 | 0 | -1 | 0 | 0 | | 2.30 |
| 5 | FSSp2 | | 2.30 | -0.64 | -2 | -3 | -2 | -2 | -2 | -2 | -1 | -2 | -3 | | 1.66 |
| 6 | 2F | | 1.80 | -0.77 | -3 | -3 | 1 | -3 | -3 | -3 | 0 | -3 | -3 | | 1.03 |
| 7 | CCoSp4 | | 3.50 | 0.00 | 0 | 0 | 1 | 0 | 0 | 0 | 0 | 0 | 0 | | 3.50 |
| | | | 18.60 | | | | | | | | | | | | 15.22 |

Program Components

| | Factor | | | | | | | | | | | | | | |
|--|--------|------|------|------|------|------|------|------|------|------|--|--|--------------|--|------|
| Skating Skills | 0.80 | 4.00 | 3.75 | 4.25 | 3.75 | 3.75 | 3.75 | 3.75 | 4.25 | 4.25 | | | | | 3.93 |
| Transition / Linking Footwork | 0.80 | 3.75 | 3.25 | 4.25 | 3.50 | 3.50 | 3.50 | 3.75 | 4.00 | 3.75 | | | | | 3.68 |
| Performance / Execution | 0.80 | 4.00 | 3.50 | 5.25 | 3.50 | 3.75 | 3.25 | 4.00 | 4.25 | 4.00 | | | | | 3.86 |
| Choreography / Composition | 0.80 | 4.25 | 3.25 | 4.75 | 3.75 | 4.00 | 4.00 | 4.00 | 4.25 | 4.25 | | | | | 4.07 |
| Interpretation | 0.80 | 3.75 | 3.25 | 5.00 | 4.00 | 4.25 | 4.25 | 4.00 | 4.25 | 4.00 | | | | | 4.07 |
| Judges Total Program Component Score (factored) | | | | | | | | | | | | | 15.69 | | |

Deductions: **0.00**

ISU European Figure Skating Championships 2011

LADIES SHORT PROGRAM JUDGES DETAILS PER SKATER

| Rank | Name | Nation | Starting Number | Total Segment Score | Total Element Score | Total Program Component Score (factored) | Total Deductions |
|------|--------------|--------|-----------------|---------------------|---------------------|--|------------------|
| 28 | Birce ATABEY | TUR | 4 | 30.50 | 17.59 | 14.91 | -2.00 |

| # | Executed Elements | Info | Base Value | GOE | The Judges Panel (in random order) | | | | | | | | | | Ref | Scores of Panel |
|---|-------------------|------|--------------|-------|------------------------------------|----|----|----|----|----|----|----|----|------|--------------|-----------------|
| 1 | 3Lz<+2T | < | 5.60 | -0.90 | -1 | -1 | -2 | -1 | -1 | -2 | -1 | -1 | -2 | | 4.70 | |
| 2 | 3S | | 4.20 | -2.10 | -3 | -3 | -3 | -3 | -3 | -3 | -2 | -3 | -3 | | 2.10 | |
| 3 | 2A | | 3.30 | -1.50 | -3 | -3 | -3 | -3 | -3 | -3 | -3 | -3 | | 1.80 | | |
| 4 | FCSp3 | | 2.80 | 0.00 | 0 | 0 | 0 | 0 | 1 | 0 | -1 | 0 | 0 | | 2.80 | |
| 5 | CCoSp3 | | 3.00 | -0.09 | 0 | 0 | 0 | 0 | -1 | -1 | 0 | -1 | 0 | | 2.91 | |
| 6 | LSp1 | | 1.50 | -0.39 | -1 | 0 | -1 | -2 | -2 | -1 | -2 | -1 | -1 | | 1.11 | |
| 7 | SiSt2 | | 2.30 | -0.13 | 0 | 0 | 0 | -1 | -1 | 0 | -1 | 0 | -1 | | 2.17 | |
| | | | 22.70 | | | | | | | | | | | | 17.59 | |

Program Components

| | Factor | The Judges Panel (in random order) | | | | | | | | | | Scores of Panel |
|-------------------------------|--------|------------------------------------|------|------|------|------|------|------|------|------|--|-----------------|
| Skating Skills | 0.80 | 4.00 | 4.00 | 4.50 | 3.25 | 3.75 | 4.00 | 3.00 | 3.75 | 3.75 | | 3.79 |
| Transition / Linking Footwork | 0.80 | 3.75 | 3.75 | 4.00 | 3.00 | 3.50 | 3.50 | 3.50 | 3.75 | 3.75 | | 3.64 |
| Performance / Execution | 0.80 | 3.75 | 3.50 | 4.25 | 3.50 | 3.25 | 4.25 | 3.50 | 4.00 | 3.50 | | 3.71 |
| Choreography / Composition | 0.80 | 3.75 | 3.75 | 4.50 | 3.00 | 3.75 | 4.00 | 3.50 | 4.00 | 3.75 | | 3.79 |
| Interpretation | 0.80 | 3.75 | 3.50 | 4.00 | 3.00 | 3.75 | 4.00 | 3.25 | 4.25 | 3.75 | | 3.71 |

Judges Total Program Component Score (factored)

14.91

Deductions:

Falls: -2.00

-2.00

< Under-rotated jump

Printed: 1/28/2011 6:12:08PM



ISU European Figure Skating Championships 2011

RESULTS

LADIES FREE SKATING

| Pl. | Name | Nation | Total Segment Score |
|-----|----------------------|--------|---------------------|
| 1 | Carolina KOSTNER | ITA | 115.37 |
| 2 | Sarah MEIER | SUI | 112.04 |
| 3 | Alena LEONOVA | RUS | 105.91 |
| 4 | Kiira KORPI | FIN | 102.90 |
| 5 | Ksenia MAKAROVA | RUS | 101.69 |
| 6 | Ira VANNUT | BEL | 99.76 |
| 7 | Viktoria HELGESSON | SWE | 96.96 |
| 8 | Elene GEDEVANISHVILI | GEO | 94.28 |
| 9 | Gerli LIINAMÄE | EST | 89.66 |
| 10 | Mae Berenice MEITE | FRA | 87.13 |
| 11 | Sonia LAFUENTE | ESP | 86.72 |
| 12 | Sarah HECKEN | GER | 86.31 |
| 13 | Juulia TURKKILA | FIN | 86.21 |
| 14 | Valentina MARCHEI | ITA | 86.20 |
| 15 | Jenna MCCORKELL | GBR | 83.50 |
| 16 | Karina JOHNSON | DEN | 83.33 |
| 17 | Romy BÜHLER | SUI | 77.91 |
| 18 | Svetlana ISSAKOVA | EST | 76.14 |
| 19 | Alice GARLISI | ITA | 73.57 |
| 20 | Dasa GRM | SLO | 73.57 |
| 21 | Viktoria PAVUK | HUN | 70.52 |
| 22 | Hristina VASSILEVA | BUL | 67.68 |
| 23 | Alexandra KUNOVA | SVK | 67.19 |
| 24 | Fleur MAXWELL | LUX | 66.95 |

Printed: 1/29/2011 4:57:11PM

Official ISU Sponsors



CITIZEN®

GUINOT



ISU European Figure Skating Championships 2011

LADIES FREE SKATING JUDGES DETAILS PER SKATER

| Rank | Name | Nation | Starting Number | Total Segment Score | Total Element Score | Total Program Component Score (factored) | Total Deductions |
|------|------------------|--------|-----------------|---------------------|---------------------|--|------------------|
| 1 | Carolina KOSTNER | ITA | 20 | 115.37 | 54.27 | 62.10 | -1.00 |

| # | Executed Elements | Info | Base Value | GOE | The Judges Panel (in random order) | | | | | | | | | Ref | Scores of Panel |
|----|-------------------|------|--------------|-------|------------------------------------|----|----|----|----|----|----|----|----|-----|-----------------|
| 1 | 3F | | 5.30 | -1.10 | -2 | -1 | -2 | -1 | -2 | 0 | -1 | -2 | -2 | | 4.20 |
| 2 | 2A | | 3.30 | 0.57 | 1 | 1 | 1 | 2 | 1 | 1 | 1 | 2 | 0 | | 3.87 |
| 3 | 2A+3T | | 7.40 | 1.10 | 2 | 2 | 1 | 2 | 1 | 2 | 2 | 1 | 1 | | 8.50 |
| 4 | FCCoSp4 | | 3.50 | 0.71 | 0 | 2 | 1 | 2 | 2 | 1 | 1 | 1 | 2 | | 4.21 |
| 5 | CCoSp3 | | 3.00 | 0.50 | 1 | 1 | 0 | 2 | 1 | 1 | 1 | 1 | 1 | | 3.50 |
| 6 | 3S | | 4.62 x | 1.00 | 1 | 1 | 1 | 2 | 1 | 2 | 2 | 2 | 1 | | 5.62 |
| 7 | 3Lo<+2T | < | 5.50 x | -0.70 | -1 | -1 | -1 | -1 | -2 | -1 | -1 | -1 | -1 | | 4.80 |
| 8 | 3Lo< | < | 3.96 x | -2.10 | -3 | -3 | -3 | -3 | -3 | -3 | -3 | -3 | -3 | | 1.86 |
| 9 | ChSp1 | | 2.00 | 1.71 | 2 | 1 | 1 | 2 | 2 | 2 | 2 | 2 | 1 | | 3.71 |
| 10 | SIS2 | | 2.30 | 1.00 | 3 | 2 | 1 | 2 | 1 | 3 | 2 | 2 | 2 | | 3.30 |
| 11 | 3S+2T | | 6.16 x | 0.70 | 1 | 0 | 1 | 1 | 1 | 2 | 1 | 1 | 1 | | 6.86 |
| 12 | FCSp4 | | 3.20 | 0.64 | 1 | 1 | 1 | 3 | 1 | 2 | 2 | 1 | 1 | | 3.84 |
| | | | 50.24 | | | | | | | | | | | | 54.27 |

Program Components

| Program Components | Factor | | | | | | | | | | | |
|--|--------|------|------|------|------|------|------|------|------|------|--|--------------|
| Skating Skills | 1.60 | 8.25 | 7.75 | 7.25 | 8.25 | 7.00 | 7.50 | 8.50 | 8.50 | 7.75 | | 7.89 |
| Transition / Linking Footwork | 1.60 | 8.25 | 7.50 | 7.00 | 7.50 | 7.25 | 7.50 | 8.00 | 7.50 | 7.50 | | 7.54 |
| Performance / Execution | 1.60 | 7.75 | 7.50 | 6.75 | 8.25 | 7.00 | 7.75 | 8.00 | 7.25 | 7.50 | | 7.54 |
| Choreography / Composition | 1.60 | 8.25 | 8.50 | 7.00 | 8.00 | 7.50 | 7.25 | 8.25 | 8.50 | 7.50 | | 7.89 |
| Interpretation | 1.60 | 8.25 | 8.25 | 7.50 | 8.50 | 7.50 | 7.75 | 8.25 | 8.25 | 7.25 | | 7.96 |
| Judges Total Program Component Score (factored) | | | | | | | | | | | | 62.10 |

Deductions:

Falls: -1.00

-1.00

< Under-rotated jump x Credit for highlight distribution, base value multiplied by 1.1

| Rank | Name | Nation | Starting Number | Total Segment Score | Total Element Score | Total Program Component Score (factored) | Total Deductions |
|------|-------------|--------|-----------------|---------------------|---------------------|--|------------------|
| 2 | Sarah MEIER | SUI | 24 | 112.04 | 56.02 | 56.02 | 0.00 |

| # | Executed Elements | Info | Base Value | GOE | The Judges Panel (in random order) | | | | | | | | | Ref | Scores of Panel |
|----|-------------------|------|--------------|-------|------------------------------------|----|----|---|----|----|----|----|---|------|-----------------|
| 1 | 3Lz+2T | | 7.40 | 0.70 | 1 | 2 | 1 | 1 | 1 | 1 | 1 | 1 | 1 | | 8.10 |
| 2 | 3F+2T | e | 6.70 | -0.90 | -1 | -2 | -1 | 0 | -1 | -2 | -1 | -2 | | 5.80 | |
| 3 | 2A | | 3.30 | 0.14 | 0 | 1 | 0 | 0 | 0 | 0 | 2 | 1 | 0 | | 3.44 |
| 4 | 2A | | 3.30 | 0.36 | 1 | 1 | 1 | 0 | 1 | 0 | 1 | 1 | 0 | | 3.66 |
| 5 | FCCoSp3 | | 3.00 | 0.64 | 1 | 1 | 1 | 3 | 1 | 1 | 2 | 2 | 0 | | 3.64 |
| 6 | 3Lz | | 6.60 x | 0.20 | 0 | 1 | 0 | 1 | 0 | 0 | 1 | 0 | 0 | | 6.80 |
| 7 | 3S | | 4.62 x | 0.40 | 1 | 1 | 1 | 1 | 0 | 0 | 2 | 0 | 0 | | 5.02 |
| 8 | ChSp1 | | 2.00 | 1.29 | 1 | 1 | 1 | 2 | 2 | 1 | 2 | 1 | 1 | | 3.29 |
| 9 | 3S+1T | | 5.06 x | 0.10 | 0 | 0 | 0 | 1 | 0 | 0 | 1 | -1 | 0 | | 5.16 |
| 10 | FCSp4 | | 3.20 | 0.64 | 1 | 1 | 1 | 2 | 1 | 1 | 2 | 2 | 1 | | 3.84 |
| 11 | SIS3 | | 3.30 | 0.64 | 1 | 1 | 1 | 1 | 2 | 1 | 2 | 2 | 1 | | 3.94 |
| 12 | LSp3 | | 2.40 | 0.93 | 1 | 2 | 2 | 2 | 2 | 1 | 2 | 2 | 2 | | 3.33 |
| | | | 50.88 | | | | | | | | | | | | 56.02 |

Program Components

| Program Components | Factor | | | | | | | | | | | |
|--|--------|------|------|------|------|------|------|------|------|------|--|--------------|
| Skating Skills | 1.60 | 7.50 | 6.50 | 6.50 | 7.25 | 7.25 | 7.25 | 7.50 | 6.50 | 6.75 | | 7.00 |
| Transition / Linking Footwork | 1.60 | 6.50 | 6.50 | 6.25 | 7.00 | 7.00 | 6.50 | 7.00 | 6.00 | 6.50 | | 6.61 |
| Performance / Execution | 1.60 | 7.75 | 7.25 | 6.75 | 7.50 | 7.50 | 6.25 | 7.75 | 6.75 | 6.75 | | 7.18 |
| Choreography / Composition | 1.60 | 7.00 | 6.75 | 6.75 | 7.25 | 7.25 | 7.00 | 7.50 | 7.25 | 6.75 | | 7.04 |
| Interpretation | 1.60 | 7.25 | 7.00 | 6.75 | 7.50 | 7.50 | 7.25 | 7.50 | 7.00 | 6.75 | | 7.18 |
| Judges Total Program Component Score (factored) | | | | | | | | | | | | 56.02 |

Deductions:

0.00

x Credit for highlight distribution, base value multiplied by 1.1 e Jump take off with wrong edge

ISU European Figure Skating Championships 2011

LADIES FREE SKATING JUDGES DETAILS PER SKATER

| Rank | Name | Nation | Starting Number | Total Segment Score | Total Element Score | Total Program Component Score (factored) | Total Deductions |
|------|---------------|--------|-----------------|---------------------|---------------------|--|------------------|
| 3 | Alena LEONOVA | RUS | 7 | 105.91 | 55.34 | 50.57 | 0.00 |

| # | Executed Elements | Info | Base Value | GOE | The Judges Panel (in random order) | | | | | | | | | | Ref | Scores of Panel |
|----|-------------------|------|--------------|-------|------------------------------------|----|----|----|----|----|----|----|----|--|------|-----------------|
| 1 | 3T+3T | | 8.20 | 1.10 | 2 | 2 | 2 | 1 | 1 | 2 | 2 | 1 | 1 | | 9.30 | |
| 2 | 3Lz | e | 6.00 | -0.70 | -1 | 1 | -1 | -1 | -1 | -1 | -2 | -1 | -1 | | 5.30 | |
| 3 | 3Lo | | 5.10 | 0.00 | 0 | 0 | 0 | 0 | 0 | 1 | 0 | 0 | -1 | | 5.10 | |
| 4 | FSSp2 | | 2.30 | 0.21 | 0 | 0 | 1 | 1 | 1 | 1 | 0 | 0 | 0 | | 2.51 | |
| 5 | 3F+2T | | 6.70 | 0.20 | 0 | 0 | 1 | 1 | 0 | 1 | 0 | 0 | 0 | | 6.90 | |
| 6 | CCoSp3 | | 3.00 | 0.29 | 1 | 1 | 0 | 1 | 1 | 0 | 1 | 0 | 0 | | 3.29 | |
| 7 | ChSp1 | | 2.00 | 0.86 | 0 | 0 | 1 | 1 | 1 | 1 | 1 | 1 | 1 | | 2.86 | |
| 8 | 2S+2T+2Lo | | 5.06 x | 0.13 | 0 | 0 | 1 | 0 | 1 | 0 | 1 | 0 | 1 | | 5.19 | |
| 9 | 2A | | 3.63 x | 0.36 | 0 | 1 | 1 | 1 | 0 | 1 | 1 | 0 | 1 | | 3.99 | |
| 10 | 3F | | 5.83 x | -0.80 | -2 | -2 | -1 | -1 | -1 | -1 | -1 | -1 | -1 | | 5.03 | |
| 11 | SIS1 | | 1.80 | 0.57 | 1 | 1 | 2 | 1 | 1 | 1 | 2 | 0 | 1 | | 2.37 | |
| 12 | FCCoSp3 | | 3.00 | 0.50 | 1 | 1 | 1 | 1 | 1 | 1 | 1 | 1 | 1 | | 3.50 | |
| | | | 52.62 | | | | | | | | | | | | | 55.34 |

| Program Components | Factor | | | | | | | | | | | |
|--|--------|------|------|------|------|------|------|------|------|------|--|--------------|
| Skating Skills | 1.60 | 5.75 | 6.50 | 6.75 | 5.75 | 6.50 | 6.50 | 6.00 | 6.50 | 6.75 | | 6.36 |
| Transition / Linking Footwork | 1.60 | 4.75 | 6.00 | 6.75 | 5.50 | 6.00 | 6.00 | 5.00 | 6.00 | 6.25 | | 5.82 |
| Performance / Execution | 1.60 | 6.00 | 6.50 | 7.25 | 6.00 | 6.75 | 7.50 | 5.75 | 6.50 | 6.50 | | 6.50 |
| Choreography / Composition | 1.60 | 5.50 | 6.25 | 7.25 | 5.75 | 6.25 | 7.00 | 5.75 | 6.50 | 6.50 | | 6.29 |
| Interpretation | 1.60 | 5.75 | 6.75 | 7.50 | 6.00 | 6.75 | 7.00 | 6.50 | 6.75 | 6.75 | | 6.64 |
| Judges Total Program Component Score (factored) | | | | | | | | | | | | 50.57 |

Deductions: 0.00

x Credit for highlight distribution, base value multiplied by 1.1 e Jump take off with wrong edge

| Rank | Name | Nation | Starting Number | Total Segment Score | Total Element Score | Total Program Component Score (factored) | Total Deductions |
|------|-------------|--------|-----------------|---------------------|---------------------|--|------------------|
| 4 | Kiira KORPI | FIN | 21 | 102.90 | 45.74 | 58.16 | -1.00 |

| # | Executed Elements | Info | Base Value | GOE | The Judges Panel (in random order) | | | | | | | | | | Ref | Scores of Panel |
|----|-------------------|------|--------------|-------|------------------------------------|----|----|----|----|----|----|----|----|--|------|-----------------|
| 1 | 3T | | 4.10 | -1.30 | -2 | -2 | -2 | -2 | -2 | -1 | -2 | -2 | -1 | | 2.80 | |
| 2 | 3Lz | | 6.00 | -1.60 | -3 | -2 | -2 | -3 | -3 | -2 | -2 | -2 | -2 | | 4.40 | |
| 3 | FSSp4 | | 3.00 | 0.57 | 1 | 1 | 1 | -1 | 1 | 2 | 2 | 1 | 1 | | 3.57 | |
| 4 | 3Lo< | < | 3.60 | -2.10 | -3 | -3 | -3 | -3 | -3 | -3 | -3 | -3 | -3 | | 1.50 | |
| 5 | 3F< | < | 3.70 | -1.20 | -2 | -2 | -2 | -2 | -2 | -1 | -1 | -2 | -1 | | 2.50 | |
| 6 | ChSp1 | | 2.00 | 1.00 | 1 | 1 | 1 | 1 | 0 | 2 | 1 | 0 | 2 | | 3.00 | |
| 7 | 3S+2T | | 6.16 x | 0.40 | 0 | 1 | 0 | 0 | 0 | 2 | 1 | 1 | 1 | | 6.56 | |
| 8 | 3Lo+2T+2Lo< | < | 8.58 x | -0.90 | -1 | -2 | -1 | -2 | -1 | -1 | -1 | -2 | 0 | | 7.68 | |
| 9 | SIS2 | | 2.30 | 0.57 | 1 | 2 | 1 | 1 | 1 | 1 | 1 | 1 | 2 | | 2.87 | |
| 10 | 2A+2T | | 5.17 x | -0.07 | 0 | 0 | 0 | -1 | 0 | 0 | 0 | -1 | 1 | | 5.10 | |
| 11 | LSp2 | | 1.90 | 0.36 | 1 | 0 | 1 | 2 | 1 | 0 | 1 | 0 | 1 | | 2.26 | |
| 12 | CCoSp3 | | 3.00 | 0.50 | 1 | 1 | 1 | 1 | 1 | 3 | 1 | 1 | 1 | | 3.50 | |
| | | | 49.51 | | | | | | | | | | | | | 45.74 |

| Program Components | Factor | | | | | | | | | | | |
|--|--------|------|------|------|------|------|------|------|------|------|--|--------------|
| Skating Skills | 1.60 | 7.25 | 6.75 | 7.50 | 7.50 | 7.50 | 7.25 | 7.50 | 7.50 | 7.75 | | 7.43 |
| Transition / Linking Footwork | 1.60 | 7.00 | 6.75 | 7.25 | 7.00 | 7.00 | 7.00 | 7.25 | 7.00 | 7.25 | | 7.07 |
| Performance / Execution | 1.60 | 6.75 | 7.00 | 7.50 | 6.75 | 6.50 | 7.50 | 7.00 | 6.75 | 7.00 | | 6.96 |
| Choreography / Composition | 1.60 | 7.00 | 7.25 | 7.75 | 7.00 | 7.00 | 7.50 | 7.75 | 7.75 | 7.50 | | 7.39 |
| Interpretation | 1.60 | 6.75 | 7.75 | 7.50 | 7.25 | 8.00 | 7.75 | 7.50 | 7.25 | 7.50 | | 7.50 |
| Judges Total Program Component Score (factored) | | | | | | | | | | | | 58.16 |

Deductions: Falls: -1.00 -1.00

< Under-rotated jump x Credit for highlight distribution, base value multiplied by 1.1

ISU European Figure Skating Championships 2011

LADIES FREE SKATING JUDGES DETAILS PER SKATER

| Rank | Name | Nation | Starting Number | Total Segment Score | Total Element Score | Total Program Component Score (factored) | Total Deductions |
|------|-----------------|--------|-----------------|---------------------|---------------------|--|------------------|
| 5 | Ksenia MAKAROVA | RUS | 19 | 101.69 | 48.51 | 54.18 | -1.00 |

| # | Executed Elements | Info | Base Value | GOE | The Judges Panel (in random order) | | | | | | | | | | Ref | Scores of Panel | |
|----|-------------------|------|--------------|-------|------------------------------------|----|----|----|----|----|----|----|----|---|-----|-----------------|------|
| 1 | 3F | | 5.30 | -0.10 | -1 | 0 | 0 | 1 | -1 | 0 | 0 | 0 | 0 | 0 | 0 | 0 | 5.20 |
| 2 | 3T+3T< | < | 7.00 | -0.80 | -1 | -1 | -1 | -1 | 1 | -2 | -1 | -1 | -2 | | | 6.20 | |
| 3 | 2Lo | | 1.80 | -0.90 | -3 | -3 | -3 | -3 | -3 | -3 | -3 | -3 | -3 | | | 0.90 | |
| 4 | CCoSp4 | | 3.50 | 0.93 | 3 | 2 | 2 | 1 | 2 | 1 | 2 | 2 | 2 | | | 4.43 | |
| 5 | ChSp1 | | 2.00 | 1.43 | 1 | 1 | 2 | 1 | 2 | 1 | 2 | 2 | 1 | | | 3.43 | |
| 6 | 1Lo | | 0.55 x | -0.27 | -3 | -2 | -2 | -3 | 0 | -3 | -3 | -3 | -3 | | | 0.28 | |
| 7 | 2A+2T+2Lo | | 7.15 x | 0.50 | 1 | 1 | 1 | 1 | 0 | 1 | 1 | 1 | 1 | | | 7.65 | |
| 8 | 3S+2T | | 6.16 x | 0.00 | 0 | 0 | 0 | 1 | 0 | 0 | 0 | 0 | 0 | | | 6.16 | |
| 9 | 2A | | 3.63 x | -0.07 | -1 | 0 | 0 | 0 | 0 | 0 | 0 | 0 | -1 | | | 3.56 | |
| 10 | LSp3 | | 2.40 | 0.71 | 2 | 2 | 1 | 1 | 1 | 1 | 2 | 2 | 1 | | | 3.11 | |
| 11 | SiSt3 | | 3.30 | 0.79 | 2 | 1 | 2 | 2 | 0 | 1 | 2 | 2 | 1 | | | 4.09 | |
| 12 | FSSp4 | | 3.00 | 0.50 | 1 | 1 | 1 | 1 | 1 | 0 | 1 | 1 | 1 | | | 3.50 | |
| | | | 45.79 | | | | | | | | | | | | | 48.51 | |

Program Components

| | Factor | | | | | | | | | | | |
|--|--------|------|------|------|------|------|------|------|------|------|--|--------------|
| Skating Skills | 1.60 | 6.50 | 6.50 | 7.00 | 6.75 | 7.00 | 6.75 | 6.50 | 7.25 | 7.00 | | 6.79 |
| Transition / Linking Footwork | 1.60 | 6.00 | 6.50 | 6.75 | 6.25 | 6.75 | 7.25 | 6.25 | 6.75 | 6.50 | | 6.54 |
| Performance / Execution | 1.60 | 6.50 | 6.75 | 7.00 | 6.75 | 7.25 | 6.50 | 6.75 | 7.25 | 7.00 | | 6.86 |
| Choreography / Composition | 1.60 | 6.75 | 7.00 | 7.00 | 6.50 | 7.00 | 6.00 | 6.50 | 7.00 | 6.75 | | 6.79 |
| Interpretation | 1.60 | 6.75 | 7.25 | 7.25 | 6.75 | 7.25 | 7.00 | 6.25 | 6.75 | 6.50 | | 6.89 |
| Judges Total Program Component Score (factored) | | | | | | | | | | | | 54.18 |

Deductions: Falls: -1.00 **-1.00**

< Under-rotated jump x Credit for highlight distribution, base value multiplied by 1.1

| Rank | Name | Nation | Starting Number | Total Segment Score | Total Element Score | Total Program Component Score (factored) | Total Deductions |
|------|------------|--------|-----------------|---------------------|---------------------|--|------------------|
| 6 | Ira VANNUT | BEL | 15 | 99.76 | 56.55 | 43.21 | 0.00 |

| # | Executed Elements | Info | Base Value | GOE | The Judges Panel (in random order) | | | | | | | | | | Ref | Scores of Panel |
|----|-------------------|------|--------------|-------|------------------------------------|----|----|----|----|----|----|----|----|--|------|-----------------|
| 1 | 3Lz+2T | | 7.40 | 0.30 | 0 | 1 | 0 | 0 | 1 | 0 | 1 | 1 | 0 | | | 7.70 |
| 2 | 3Lz | | 6.00 | 0.60 | 1 | 0 | 1 | 0 | 1 | 1 | 1 | 1 | 1 | | | 6.60 |
| 3 | 3F | | 5.30 | 0.40 | 0 | 0 | 1 | 0 | 0 | 1 | 1 | 1 | 1 | | | 5.70 |
| 4 | LSp4 | | 2.70 | 0.57 | 2 | 1 | 1 | 1 | 1 | 1 | 1 | 2 | 0 | | | 3.27 |
| 5 | 3Lo+2Lo | | 6.90 | 0.00 | 0 | 0 | 0 | 0 | 0 | 0 | 0 | 0 | 0 | | | 6.90 |
| 6 | 2A | | 3.63 x | -1.00 | -2 | -2 | -2 | -2 | -2 | -2 | -2 | -1 | -2 | | | 2.63 |
| 7 | CiSt2 | | 2.30 | 0.14 | 1 | 0 | 0 | 0 | 0 | 1 | 0 | 0 | 1 | | | 2.44 |
| 8 | 3S | | 4.62 x | 0.20 | 0 | 0 | 0 | 1 | 0 | 0 | 1 | 0 | 1 | | | 4.82 |
| 9 | 2A+2T+2Lo | | 7.15 x | 0.14 | 0 | 0 | 1 | 1 | 0 | 0 | 1 | 0 | | | 7.29 | |
| 10 | ChSp1 | | 2.00 | 0.43 | 1 | 0 | 1 | 1 | 0 | 1 | 0 | 0 | 0 | | | 2.43 |
| 11 | FCSp4 | | 3.20 | 0.36 | 1 | 0 | 1 | 0 | 1 | 1 | 0 | 1 | 1 | | | 3.56 |
| 12 | CCoSp3 | | 3.00 | 0.21 | 1 | 1 | 0 | 0 | 0 | 1 | 0 | 2 | 0 | | | 3.21 |
| | | | 54.20 | | | | | | | | | | | | | 56.55 |

Program Components

| | Factor | | | | | | | | | | | |
|--|--------|------|------|------|------|------|------|------|------|------|------|--------------|
| Skating Skills | 1.60 | 5.50 | 5.50 | 5.25 | 5.50 | 6.00 | 6.00 | 5.50 | 5.50 | 5.50 | 5.75 | 5.61 |
| Transition / Linking Footwork | 1.60 | 5.00 | 5.25 | 5.00 | 4.50 | 4.75 | 5.50 | 4.50 | 5.00 | 5.50 | 5.00 | 5.00 |
| Performance / Execution | 1.60 | 5.75 | 5.50 | 5.75 | 4.50 | 5.50 | 6.00 | 5.25 | 5.50 | 6.00 | 5.61 | 5.61 |
| Choreography / Composition | 1.60 | 5.50 | 5.50 | 5.50 | 4.75 | 5.50 | 5.75 | 5.00 | 5.50 | 5.75 | 5.46 | 5.46 |
| Interpretation | 1.60 | 5.25 | 5.50 | 5.50 | 4.50 | 5.25 | 5.75 | 5.00 | 5.00 | 5.75 | 5.32 | 5.32 |
| Judges Total Program Component Score (factored) | | | | | | | | | | | | 43.21 |

Deductions: **0.00**

x Credit for highlight distribution, base value multiplied by 1.1

ISU European Figure Skating Championships 2011

LADIES FREE SKATING JUDGES DETAILS PER SKATER

| Rank | Name | Nation | Starting Number | Total Segment Score | Total Element Score | Total Program Component Score (factored) | Total Deductions |
|------|--------------------|--------|-----------------|---------------------|---------------------|--|------------------|
| 7 | Viktoria HELGESSON | SWE | 23 | 96.96 | 45.63 | 53.33 | -2.00 |

| # | Executed Elements | Info | Base Value | GOE | The Judges Panel (in random order) | | | | | | | | | | Ref | Scores of Panel |
|----|-------------------|------|--------------|-------|------------------------------------|----|----|----|----|----|----|----|----|--|--------------|-----------------|
| 1 | 3Lz | | 6.00 | 0.60 | 1 | 1 | 1 | 0 | 0 | 2 | 1 | 1 | 1 | | 6.60 | |
| 2 | 2F+2T+2Lo | | 5.00 | 0.00 | 0 | 0 | 0 | 0 | 0 | 1 | 0 | 0 | 0 | | 5.00 | |
| 3 | CSp3 | | 2.30 | 0.50 | 1 | 1 | 1 | 1 | 1 | 1 | 1 | 2 | 1 | | 2.80 | |
| 4 | 3Lo | | 5.10 | 0.90 | 1 | 1 | 2 | 1 | 1 | 2 | 1 | 1 | 2 | | 6.00 | |
| 5 | CiSt3 | | 3.30 | 0.50 | 1 | 1 | 1 | 1 | 1 | 1 | 1 | 1 | 2 | | 3.80 | |
| 6 | ChSp1 | | 2.00 | 1.29 | 1 | 2 | 1 | 1 | 1 | 2 | 1 | 2 | 1 | | 3.29 | |
| 7 | 3T< | < | 3.19 x | -0.90 | -1 | -1 | -1 | -1 | -1 | -1 | -2 | -2 | -2 | | 2.29 | |
| 8 | 3Lo+1T | | 6.05 x | -0.70 | -1 | -1 | -1 | -1 | -1 | -1 | -1 | -2 | -1 | | 5.35 | |
| 9 | FCCoSp1 | | 2.00 | -0.21 | 1 | -1 | -1 | -1 | 0 | 0 | -1 | -1 | -2 | | 1.79 | |
| 10 | 2S | | 1.54 x | 0.00 | 0 | 0 | 0 | 0 | 0 | 0 | 0 | 0 | 0 | | 1.54 | |
| 11 | 2A+2A<+SEQ | < | 4.93 x | -0.50 | 0 | -1 | -1 | -2 | -1 | -1 | -1 | -1 | -1 | | 4.43 | |
| 12 | FSSp3 | | 2.60 | 0.14 | 1 | -1 | 0 | 0 | 1 | 0 | 0 | 0 | 1 | | 2.74 | |
| | | | 44.01 | | | | | | | | | | | | 45.63 | |

| Program Components | Factor | | | | | | | | | | | |
|--|--------|------|------|------|------|------|------|------|------|------|--|--------------|
| Skating Skills | 1.60 | 6.50 | 7.25 | 7.00 | 6.75 | 7.00 | 7.00 | 6.50 | 6.50 | 6.75 | | 6.79 |
| Transition / Linking Footwork | 1.60 | 6.00 | 6.75 | 6.25 | 7.00 | 6.75 | 6.75 | 6.25 | 6.25 | 7.00 | | 6.57 |
| Performance / Execution | 1.60 | 6.50 | 7.00 | 6.75 | 6.50 | 6.50 | 7.50 | 6.25 | 6.00 | 6.75 | | 6.61 |
| Choreography / Composition | 1.60 | 6.25 | 6.75 | 6.75 | 6.25 | 6.75 | 7.25 | 6.50 | 6.50 | 7.50 | | 6.68 |
| Interpretation | 1.60 | 6.50 | 6.75 | 6.50 | 6.00 | 6.75 | 7.50 | 6.50 | 6.25 | 7.50 | | 6.68 |
| Judges Total Program Component Score (factored) | | | | | | | | | | | | 53.33 |

Deductions: Time violation: -1.00 Falls: -1.00 **-2.00**

< Under-rotated jump x Credit for highlight distribution, base value multiplied by 1.1

| Rank | Name | Nation | Starting Number | Total Segment Score | Total Element Score | Total Program Component Score (factored) | Total Deductions |
|------|----------------------|--------|-----------------|---------------------|---------------------|--|------------------|
| 8 | Elene GEDEVANISHVILI | GEO | 22 | 94.28 | 43.52 | 51.76 | -1.00 |

| # | Executed Elements | Info | Base Value | GOE | The Judges Panel (in random order) | | | | | | | | | | Ref | Scores of Panel |
|----|-------------------|------|--------------|-------|------------------------------------|----|----|----|----|----|----|----|----|--|--------------|-----------------|
| 1 | 3Lz+2T | | 7.40 | 1.00 | 2 | 1 | 1 | 1 | 2 | 2 | 2 | 1 | 1 | | 8.40 | |
| 2 | 3T+2T | | 5.50 | -0.30 | -2 | -1 | 0 | 0 | -1 | 0 | 2 | 0 | -1 | | 5.20 | |
| 3 | 1Lz | | 0.60 | -0.26 | -3 | -3 | -3 | -2 | -3 | -2 | 0 | -2 | -3 | | 0.34 | |
| 4 | 2A+2T | | 4.70 | 0.21 | 0 | 1 | 0 | 1 | -1 | 1 | 1 | 1 | -1 | | 4.91 | |
| 5 | CCoSp4 | | 3.50 | 0.57 | 1 | 1 | 1 | 1 | 2 | 1 | 1 | 2 | 1 | | 4.07 | |
| 6 | 3S<< | << | 1.54 x | -0.60 | -3 | -3 | -3 | -3 | -3 | -3 | -3 | -3 | -3 | | 0.94 | |
| 7 | ChSp1 | | 2.00 | 1.43 | 1 | 2 | 1 | 1 | 2 | 2 | 1 | 1 | 3 | | 3.43 | |
| 8 | 3T | | 4.51 x | 0.40 | 1 | 1 | 0 | 0 | 1 | 1 | 2 | 0 | 0 | | 4.91 | |
| 9 | 2A | | 3.63 x | -0.21 | -1 | 0 | 0 | -1 | -1 | 1 | 0 | 0 | -1 | | 3.42 | |
| 10 | FSSp3 | | 2.60 | 0.36 | 1 | 1 | 0 | 1 | 1 | 1 | 0 | 0 | 1 | | 2.96 | |
| 11 | SiSt1 | | 1.80 | 0.43 | 1 | 1 | 1 | 1 | 1 | 1 | 0 | 0 | 1 | | 2.23 | |
| 12 | FCCoSp2 | | 2.50 | 0.21 | 1 | 1 | 0 | 0 | 0 | 1 | 0 | 0 | 1 | | 2.71 | |
| | | | 40.28 | | | | | | | | | | | | 43.52 | |

| Program Components | Factor | | | | | | | | | | | | |
|--|--------|------|------|------|------|------|------|------|------|------|------|--------------|------|
| Skating Skills | 1.60 | 6.75 | 6.75 | 6.75 | 6.50 | 6.75 | 6.75 | 6.75 | 6.75 | 6.75 | 6.50 | | 6.71 |
| Transition / Linking Footwork | 1.60 | 6.25 | 6.50 | 6.50 | 6.25 | 6.00 | 6.00 | 6.50 | 5.50 | 6.00 | | 6.21 | |
| Performance / Execution | 1.60 | 6.50 | 6.75 | 6.50 | 6.50 | 6.75 | 6.50 | 6.50 | 6.50 | 6.25 | | 6.54 | |
| Choreography / Composition | 1.60 | 6.50 | 6.50 | 6.00 | 6.50 | 6.50 | 6.25 | 6.25 | 6.25 | 6.75 | | 6.39 | |
| Interpretation | 1.60 | 6.75 | 6.75 | 6.25 | 6.50 | 6.50 | 6.50 | 6.75 | 6.25 | 6.25 | | 6.50 | |
| Judges Total Program Component Score (factored) | | | | | | | | | | | | 51.76 | |

Deductions: Falls: -1.00 **-1.00**

<< Downgraded jump x Credit for highlight distribution, base value multiplied by 1.1

ISU European Figure Skating Championships 2011

LADIES FREE SKATING JUDGES DETAILS PER SKATER

| Rank | Name | Nation | Starting Number | Total Segment Score | Total Element Score | Total Program Component Score (factored) | Total Deductions |
|------|----------------|--------|-----------------|---------------------|---------------------|--|------------------|
| 9 | Gerli LIINAMÄE | EST | 12 | 89.66 | 52.05 | 37.61 | 0.00 |

| # | Executed Elements | Info | Base Value | GOE | The Judges Panel (in random order) | | | | | | | | Ref | Scores of Panel | |
|----|-------------------|------|--------------|-------|------------------------------------|----|---|---|----|----|----|----|-----|-----------------|--------------|
| 1 | 3T+2T | | 5.50 | 0.40 | 1 | 1 | 0 | 0 | 1 | 1 | 0 | 0 | 1 | | 5.90 |
| 2 | 3F | | 5.30 | 0.00 | 0 | 0 | 0 | 0 | 0 | 0 | 0 | 0 | 1 | | 5.30 |
| 3 | ChSp1 | | 2.00 | 0.29 | 0 | 1 | 0 | 0 | 1 | 0 | 0 | 1 | 0 | | 2.29 |
| 4 | 3S | | 4.20 | 0.00 | 0 | 0 | 0 | 0 | 0 | 0 | 0 | 0 | 0 | | 4.20 |
| 5 | 2A+2T+2T | | 6.10 | -0.07 | 1 | 0 | 0 | 0 | -1 | 0 | -1 | 0 | 0 | | 6.03 |
| 6 | CCoSp4 | | 3.50 | 0.57 | 1 | 2 | 1 | 1 | 1 | 2 | 1 | 1 | 1 | | 4.07 |
| 7 | 3S+2T | | 6.16 x | -0.30 | 0 | 0 | 0 | 0 | -1 | -1 | -1 | -1 | 0 | | 5.86 |
| 8 | 3T | | 4.51 x | 0.00 | 0 | 0 | 0 | 0 | 0 | 0 | 0 | 0 | 1 | | 4.51 |
| 9 | FCSSp4 | | 3.00 | 0.50 | 1 | 1 | 1 | 1 | 1 | 1 | -1 | 1 | 1 | | 3.50 |
| 10 | SIS13 | | 3.30 | -0.10 | 0 | -1 | 0 | 0 | 0 | 0 | -1 | 0 | 0 | | 3.20 |
| 11 | 2A | | 3.63 x | 0.00 | 0 | 0 | 0 | 0 | 0 | 0 | 0 | 0 | 0 | | 3.63 |
| 12 | LSp4 | | 2.70 | 0.86 | 2 | 2 | 1 | 1 | 2 | 0 | 2 | 2 | 2 | | 3.56 |
| | | | 49.90 | | | | | | | | | | | | 52.05 |

Program Components

| | Factor | | | | | | | | | | | | | |
|--|--------|------|------|------|------|------|------|------|------|------|--|--|--|--------------|
| Skating Skills | 1.60 | 5.50 | 4.75 | 4.50 | 4.75 | 5.00 | 4.75 | 5.25 | 5.00 | 4.50 | | | | 4.86 |
| Transition / Linking Footwork | 1.60 | 4.50 | 4.25 | 4.50 | 4.75 | 4.75 | 4.50 | 4.25 | 4.50 | 4.00 | | | | 4.46 |
| Performance / Execution | 1.60 | 4.75 | 4.75 | 4.75 | 4.75 | 5.00 | 5.00 | 4.50 | 4.75 | 4.25 | | | | 4.75 |
| Choreography / Composition | 1.60 | 5.00 | 4.50 | 4.75 | 5.00 | 4.75 | 5.00 | 4.50 | 4.75 | 4.50 | | | | 4.75 |
| Interpretation | 1.60 | 5.25 | 4.50 | 4.50 | 5.00 | 4.50 | 4.75 | 4.75 | 4.75 | 4.25 | | | | 4.68 |
| Judges Total Program Component Score (factored) | | | | | | | | | | | | | | 37.61 |

Deductions:

0.00

x Credit for highlight distribution, base value multiplied by 1.1

| Rank | Name | Nation | Starting Number | Total Segment Score | Total Element Score | Total Program Component Score (factored) | Total Deductions |
|------|--------------------|--------|-----------------|---------------------|---------------------|--|------------------|
| 10 | Mae Berenice MEITE | FRA | 16 | 87.13 | 47.75 | 41.38 | -2.00 |

| # | Executed Elements | Info | Base Value | GOE | The Judges Panel (in random order) | | | | | | | | Ref | Scores of Panel | |
|----|-------------------|------|--------------|-------|------------------------------------|----|----|----|----|----|----|----|-----|-----------------|--------------|
| 1 | 3Lo+2T | | 6.50 | 0.70 | 1 | 1 | 1 | 1 | 1 | 1 | 1 | 1 | 1 | | 7.20 |
| 2 | 3Lz | | 6.00 | -2.10 | -3 | -3 | -3 | -3 | -3 | -3 | -3 | -3 | -3 | | 3.90 |
| 3 | 3F | | 5.30 | 0.00 | 0 | 0 | 0 | 0 | 0 | 0 | 0 | 0 | 0 | | 5.30 |
| 4 | LSp4 | | 2.70 | 0.79 | 1 | 2 | 1 | 2 | 2 | 1 | 2 | 1 | 2 | | 3.49 |
| 5 | CiSt2 | | 2.30 | 0.07 | 0 | 0 | 1 | 0 | 0 | 0 | 0 | 0 | 1 | | 2.37 |
| 6 | 3Lo | | 5.61 x | -0.10 | 0 | 0 | 0 | 0 | 0 | -1 | -1 | 0 | 0 | | 5.51 |
| 7 | 3Lz<+SEQ | < | 3.70 x | -2.10 | -3 | -3 | -3 | -3 | -3 | -3 | -3 | -3 | -3 | | 1.60 |
| 8 | ChSp1 | | 2.00 | 1.00 | 1 | 1 | 1 | 1 | 1 | 1 | 0 | 1 | 1 | | 3.00 |
| 9 | 3T+2A+SEQ | | 6.51 x | -0.70 | -1 | -1 | -1 | -1 | -1 | -1 | 0 | -1 | -1 | | 5.81 |
| 10 | 2A | | 3.63 x | -0.50 | -1 | -1 | -1 | -1 | -1 | -1 | -2 | -1 | -1 | | 3.13 |
| 11 | FCSp3 | | 2.80 | 0.14 | 0 | 1 | 1 | 1 | 0 | 0 | 0 | 0 | 0 | | 2.94 |
| 12 | CCoSp4 | | 3.50 | 0.00 | 0 | 0 | 0 | 1 | 0 | 0 | 0 | 0 | 0 | | 3.50 |
| | | | 50.55 | | | | | | | | | | | | 47.75 |

Program Components

| | Factor | | | | | | | | | | | | | |
|--|--------|------|------|------|------|------|------|------|------|------|------|--|--|--------------|
| Skating Skills | 1.60 | 4.75 | 5.50 | 5.50 | 5.75 | 5.25 | 5.50 | 5.25 | 5.50 | 5.50 | 5.75 | | | 5.46 |
| Transition / Linking Footwork | 1.60 | 4.50 | 4.50 | 5.00 | 5.00 | 4.25 | 4.75 | 5.00 | 5.25 | 5.00 | | | | 4.82 |
| Performance / Execution | 1.60 | 5.75 | 4.75 | 5.50 | 5.25 | 5.00 | 4.75 | 5.50 | 5.50 | 5.50 | | | | 5.29 |
| Choreography / Composition | 1.60 | 5.00 | 5.25 | 5.25 | 4.75 | 4.75 | 5.25 | 5.50 | 5.25 | 5.50 | | | | 5.18 |
| Interpretation | 1.60 | 5.25 | 5.00 | 5.25 | 5.00 | 4.50 | 4.50 | 5.25 | 5.50 | 5.75 | | | | 5.11 |
| Judges Total Program Component Score (factored) | | | | | | | | | | | | | | 41.38 |

Deductions:

Falls: -2.00

-2.00

< Under-rotated jump x Credit for highlight distribution, base value multiplied by 1.1

ISU European Figure Skating Championships 2011

LADIES FREE SKATING JUDGES DETAILS PER SKATER

| Rank | Name | Nation | Starting Number | Total Segment Score | Total Element Score | Total Program Component Score (factored) | Total Deductions |
|------|----------------|--------|-----------------|---------------------|---------------------|--|------------------|
| 11 | Sonia LAFUENTE | ESP | 17 | 86.72 | 45.44 | 42.28 | -1.00 |

| # | Executed Elements | Info | Base Value | GOE | The Judges Panel (in random order) | | | | | | | | | Ref | Scores of Panel | |
|----|-------------------|------|--------------|-------|------------------------------------|----|----|----|----|----|----|----|----|-----|-----------------|------|
| 1 | 3F | | 5.30 | -2.10 | -3 | -3 | -3 | -3 | -3 | -3 | -3 | -3 | -3 | -3 | | 3.20 |
| 2 | 2Lo+2T | | 3.20 | 0.00 | 0 | 0 | 0 | 0 | 0 | 0 | 0 | 0 | 0 | 0 | | 3.20 |
| 3 | 2A | | 3.30 | 0.07 | 0 | 0 | 1 | 0 | 0 | 0 | 1 | 0 | 0 | 0 | | 3.37 |
| 4 | 3T+2T+2Lo | | 7.30 | 0.40 | 0 | 1 | 1 | 0 | 1 | 1 | 0 | 1 | 0 | 0 | | 7.70 |
| 5 | CUSp4 | | 2.90 | 0.07 | 0 | 1 | 0 | 0 | 1 | 0 | -1 | 0 | 0 | 0 | | 2.97 |
| 6 | 3Lo | | 5.61 x | 0.60 | 1 | 1 | 1 | 0 | 0 | 1 | 1 | 1 | 1 | 1 | | 6.21 |
| 7 | ChSp1 | | 2.00 | 1.00 | 1 | 1 | 1 | 1 | 1 | 1 | 1 | 0 | 1 | 1 | | 3.00 |
| 8 | 2A+2T | | 5.17 x | 0.36 | 0 | 1 | 1 | 1 | 0 | 1 | 1 | 1 | 0 | 1 | | 5.53 |
| 9 | 2T | | 1.54 x | 0.06 | 0 | 1 | 0 | 0 | 1 | 0 | 1 | 0 | 0 | 0 | | 1.60 |
| 10 | CiSt3 | | 3.30 | 0.29 | 1 | 0 | 1 | 1 | 0 | 1 | 0 | 1 | 0 | 0 | | 3.59 |
| 11 | FCSp1 | | 1.90 | -0.04 | -1 | 0 | 0 | 0 | 0 | 1 | -1 | 0 | 0 | 0 | | 1.86 |
| 12 | CCoSp3 | | 3.00 | 0.21 | 0 | 1 | 0 | 1 | 0 | 0 | 1 | 0 | 1 | 1 | | 3.21 |
| | | | 44.52 | | | | | | | | | | | | 45.44 | |

Program Components

| Program Components | Factor | | | | | | | | | | | | |
|--|--------|------|------|------|------|------|------|------|------|------|------|--------------|------|
| Skating Skills | 1.60 | 5.75 | 5.50 | 5.75 | 5.75 | 5.25 | 5.50 | 5.50 | 5.50 | 5.50 | 5.50 | 5.50 | 5.57 |
| Transition / Linking Footwork | 1.60 | 4.75 | 5.00 | 5.50 | 5.50 | 4.75 | 5.00 | 5.00 | 5.00 | 5.00 | 4.75 | 5.00 | 5.00 |
| Performance / Execution | 1.60 | 5.50 | 4.75 | 5.75 | 5.50 | 5.00 | 5.50 | 5.00 | 5.00 | 5.25 | 5.25 | 5.25 | 5.29 |
| Choreography / Composition | 1.60 | 5.25 | 4.75 | 5.25 | 5.50 | 5.75 | 5.25 | 5.50 | 5.25 | 5.25 | 5.25 | 5.25 | 5.32 |
| Interpretation | 1.60 | 5.00 | 5.00 | 5.25 | 5.75 | 5.25 | 5.75 | 5.00 | 5.50 | 4.75 | 5.25 | 5.25 | 5.25 |
| Judges Total Program Component Score (factored) | | | | | | | | | | | | 42.28 | |

Deductions:

Falls: -1.00 -1.00

x Credit for highlight distribution, base value multiplied by 1.1

| Rank | Name | Nation | Starting Number | Total Segment Score | Total Element Score | Total Program Component Score (factored) | Total Deductions |
|------|--------------|--------|-----------------|---------------------|---------------------|--|------------------|
| 12 | Sarah HECKEN | GER | 14 | 86.31 | 45.58 | 42.73 | -2.00 |

| # | Executed Elements | Info | Base Value | GOE | The Judges Panel (in random order) | | | | | | | | | Ref | Scores of Panel |
|----|-------------------|------|--------------|-------|------------------------------------|----|----|----|----|----|----|----|----|-----|-----------------|
| 1 | 3T+3T< | < | 7.00 | -2.10 | -3 | -3 | -3 | -3 | -2 | -3 | -3 | -3 | -3 | | 4.90 |
| 2 | 3Lz< | < | 4.20 | -2.10 | -3 | -3 | -3 | -3 | -3 | -3 | -3 | -3 | -3 | | 2.10 |
| 3 | 2A | | 3.30 | 0.29 | 0 | 1 | 0 | 1 | 0 | 1 | 1 | 1 | 0 | | 3.59 |
| 4 | 3Lo< | < | 3.60 | -1.10 | -2 | -1 | -2 | -1 | -2 | -2 | -1 | -1 | -2 | | 2.50 |
| 5 | FCCoSp2 | | 2.50 | 0.14 | 0 | 1 | 0 | 1 | 0 | 0 | 1 | 0 | 0 | | 2.64 |
| 6 | 3S+2T+2T | | 7.70 x | 0.60 | 1 | 1 | 1 | 1 | 0 | 1 | 0 | 1 | 1 | | 8.30 |
| 7 | ChSp1 | | 2.00 | 0.00 | 0 | 0 | 0 | 1 | 0 | 0 | 0 | 0 | 0 | | 2.00 |
| 8 | 3S | | 4.62 x | 0.20 | 0 | 0 | 1 | 1 | 0 | 1 | 0 | 0 | 0 | | 4.82 |
| 9 | 2A+2T | | 5.17 x | 0.14 | 0 | 1 | 0 | 0 | 0 | 1 | 1 | 0 | 0 | | 5.31 |
| 10 | FCSp4 | | 3.20 | 0.07 | 0 | 1 | 0 | 0 | 1 | 0 | 0 | -1 | 0 | | 3.27 |
| 11 | SiSt3 | | 3.30 | 0.21 | 0 | 0 | 1 | 1 | 0 | 0 | 1 | 1 | 0 | | 3.51 |
| 12 | CCoSp2 | | 2.50 | 0.14 | 0 | 2 | 0 | 1 | 0 | 0 | 1 | 0 | 0 | | 2.64 |
| | | | 49.09 | | | | | | | | | | | | 45.58 |

Program Components

| Program Components | Factor | | | | | | | | | | | |
|--|--------|------|------|------|------|------|------|------|------|------|------|--------------|
| Skating Skills | 1.60 | 5.75 | 5.25 | 5.75 | 5.75 | 5.75 | 5.75 | 6.25 | 5.50 | 5.75 | 5.71 | |
| Transition / Linking Footwork | 1.60 | 5.25 | 4.50 | 5.00 | 5.00 | 5.50 | 4.50 | 5.50 | 4.50 | 5.50 | 5.04 | |
| Performance / Execution | 1.60 | 5.50 | 4.75 | 5.50 | 5.50 | 5.50 | 5.00 | 5.25 | 5.25 | 4.75 | 5.25 | |
| Choreography / Composition | 1.60 | 5.50 | 5.25 | 5.25 | 5.75 | 5.50 | 5.25 | 5.50 | 5.00 | 5.00 | 5.32 | |
| Interpretation | 1.60 | 5.75 | 5.00 | 5.50 | 5.50 | 5.75 | 5.25 | 5.25 | 5.25 | 5.25 | 5.39 | |
| Judges Total Program Component Score (factored) | | | | | | | | | | | | 42.73 |

Deductions:

Falls: -2.00 -2.00

< Under-rotated jump x Credit for highlight distribution, base value multiplied by 1.1

ISU European Figure Skating Championships 2011

LADIES FREE SKATING JUDGES DETAILS PER SKATER

| Rank | Name | Nation | Starting Number | Total Segment Score | Total Element Score | Total Program Component Score (factored) | Total Deductions |
|------|-----------------|--------|-----------------|---------------------|---------------------|--|------------------|
| 13 | Juulia TURKKILA | FIN | 9 | 86.21 | 43.86 | 42.35 | 0.00 |

| # | Executed Elements | Info | Base Value | GOE | The Judges Panel (in random order) | | | | | | | | | | Ref | Scores of Panel | |
|----|-------------------|------|--------------|-------|------------------------------------|----|----|----|----|----|----|----|----|---|--------------|-----------------|------|
| 1 | 2A | | 3.30 | 0.50 | 1 | 1 | 0 | 1 | 1 | 1 | 1 | 1 | 1 | 1 | 1 | 1 | 3.80 |
| 2 | 3T+2T | | 5.50 | 0.40 | 1 | 1 | 1 | 0 | 1 | 0 | 0 | 0 | 0 | 1 | | 5.90 | |
| 3 | 3S+2T | | 5.60 | 0.00 | 0 | 0 | 0 | 0 | 0 | 0 | 0 | 0 | 0 | 0 | | 5.60 | |
| 4 | 2S | | 1.40 | 0.00 | 0 | 0 | 0 | 1 | 0 | 0 | 0 | 0 | 0 | 0 | | 1.40 | |
| 5 | FCSp4 | | 3.20 | 0.07 | 0 | 1 | -1 | 0 | 1 | 0 | 0 | 0 | 0 | 0 | | 3.27 | |
| 6 | 3T | | 4.10 | 0.50 | 1 | 1 | 1 | 0 | 2 | 0 | 1 | 0 | 1 | | 4.60 | | |
| 7 | 2A | | 3.63 x | 0.43 | 1 | 1 | 0 | 1 | 1 | 1 | 1 | 0 | 1 | | 4.06 | | |
| 8 | ChSp1 | | 2.00 | 1.14 | 1 | 1 | 1 | 1 | 2 | 1 | 1 | 1 | 2 | | 3.14 | | |
| 9 | 2Lz | | 2.31 x | -0.60 | -2 | -2 | -2 | -2 | -2 | -2 | -2 | -2 | -2 | | 1.71 | | |
| 10 | FCoSp4 | | 3.00 | 0.36 | 1 | 1 | 0 | 0 | 1 | 0 | 1 | 1 | 1 | | 3.36 | | |
| 11 | CiSt2 | | 2.30 | 0.36 | 0 | 1 | 0 | 0 | 2 | 1 | 1 | 1 | 1 | | 2.66 | | |
| 12 | CCoSp4 | | 3.50 | 0.86 | 2 | 1 | 2 | 2 | 2 | 1 | 2 | 1 | 2 | | 4.36 | | |
| | | | 39.84 | | | | | | | | | | | | 43.86 | | |

Program Components

| Program Components | Factor | 5.50 | 5.75 | 5.00 | 6.00 | 5.25 | 4.75 | 5.25 | 4.75 | 5.50 | 5.29 |
|--|--------|------|------|------|------|------|------|------|------|------|--------------|
| Skating Skills | 1.60 | 5.50 | 5.75 | 5.00 | 6.00 | 5.25 | 4.75 | 5.25 | 4.75 | 5.50 | 5.29 |
| Transition / Linking Footwork | 1.60 | 5.00 | 5.50 | 4.50 | 5.75 | 4.75 | 4.75 | 5.00 | 4.50 | 5.00 | 4.93 |
| Performance / Execution | 1.60 | 6.00 | 5.50 | 4.75 | 5.75 | 5.25 | 5.00 | 4.75 | 4.75 | 5.75 | 5.25 |
| Choreography / Composition | 1.60 | 5.75 | 5.75 | 5.25 | 6.25 | 5.25 | 5.25 | 4.75 | 5.00 | 5.25 | 5.36 |
| Interpretation | 1.60 | 6.00 | 5.75 | 5.25 | 6.25 | 6.00 | 5.50 | 5.00 | 5.25 | 5.75 | 5.64 |
| Judges Total Program Component Score (factored) | | | | | | | | | | | 42.35 |

Deductions:

0.00

x Credit for highlight distribution, base value multiplied by 1.1

| Rank | Name | Nation | Starting Number | Total Segment Score | Total Element Score | Total Program Component Score (factored) | Total Deductions |
|------|-------------------|--------|-----------------|---------------------|---------------------|--|------------------|
| 14 | Valentina MARCHEI | ITA | 13 | 86.20 | 40.70 | 47.50 | -2.00 |

| # | Executed Elements | Info | Base Value | GOE | The Judges Panel (in random order) | | | | | | | | | | Ref | Scores of Panel |
|----|-------------------|------|--------------|-------|------------------------------------|----|----|----|----|----|----|----|----|----|--------------|-----------------|
| 1 | 3Lz | | 6.00 | 0.70 | 1 | 1 | 1 | 1 | 1 | 1 | 1 | 1 | 1 | 1 | 1 | 6.70 |
| 2 | 3F | e | 5.30 | -2.10 | -3 | -3 | -3 | -3 | -3 | -3 | -3 | -3 | -3 | -3 | | 3.20 |
| 3 | CCoSp4 | | 3.50 | 0.50 | 1 | 0 | 1 | 1 | 1 | 1 | 1 | 1 | 1 | 1 | | 4.00 |
| 4 | 3S | | 4.20 | -0.70 | -1 | -1 | -1 | -1 | -1 | -1 | -1 | -1 | -1 | -1 | | 3.50 |
| 5 | ChSp1 | | 2.00 | 1.14 | 1 | 1 | 2 | 1 | 1 | 1 | 2 | 0 | 1 | | 3.14 | |
| 6 | 3Lz+SEQ | | 5.28 x | -2.10 | -3 | -3 | -3 | -3 | -3 | -3 | -3 | -3 | -3 | | 3.18 | |
| 7 | 2T | | 1.54 x | 0.03 | 0 | 0 | 0 | 1 | 0 | 0 | 1 | 0 | 0 | | 1.57 | |
| 8 | 2A | | 3.63 x | -0.50 | -1 | -1 | -1 | -1 | 0 | -2 | -1 | -1 | -1 | | 3.13 | |
| 9 | 3S+SEQ | | 3.70 x | -0.60 | 0 | -1 | 0 | -1 | -1 | -1 | -1 | -1 | -1 | | 3.10 | |
| 10 | FCSSp3 | | 2.60 | 0.14 | 1 | 0 | -1 | 1 | 0 | 1 | 0 | 0 | 0 | | 2.74 | |
| 11 | CiSt2 | | 2.30 | 0.14 | 1 | 1 | 0 | 0 | 1 | 0 | 0 | 0 | 0 | | 2.44 | |
| 12 | FCCoSp4 | | 3.50 | 0.50 | 1 | 1 | 0 | 1 | 1 | 1 | 2 | 1 | 1 | | 4.00 | |
| | | | 43.55 | | | | | | | | | | | | 40.70 | |

Program Components

| Program Components | Factor | 5.75 | 6.25 | 6.00 | 6.25 | 6.25 | 6.50 | 6.00 | 6.25 | 5.50 | 6.11 |
|--|--------|------|------|------|------|------|------|------|------|------|--------------|
| Skating Skills | 1.60 | 5.75 | 6.25 | 6.00 | 6.25 | 6.25 | 6.50 | 6.00 | 6.25 | 5.50 | 6.11 |
| Transition / Linking Footwork | 1.60 | 5.50 | 6.00 | 5.25 | 5.25 | 6.00 | 5.00 | 5.50 | 6.00 | 5.00 | 5.50 |
| Performance / Execution | 1.60 | 5.75 | 5.75 | 6.25 | 5.75 | 6.25 | 6.25 | 6.25 | 6.50 | 5.25 | 6.04 |
| Choreography / Composition | 1.60 | 5.75 | 6.00 | 5.75 | 6.00 | 6.50 | 6.25 | 6.25 | 6.25 | 5.00 | 6.04 |
| Interpretation | 1.60 | 5.50 | 5.50 | 5.75 | 6.00 | 6.50 | 6.50 | 6.75 | 6.25 | 5.50 | 6.00 |
| Judges Total Program Component Score (factored) | | | | | | | | | | | 47.50 |

Deductions:

Falls: -2.00

-2.00

x Credit for highlight distribution, base value multiplied by 1.1 e Jump take off with wrong edge

ISU European Figure Skating Championships 2011

LADIES FREE SKATING JUDGES DETAILS PER SKATER

| Rank | Name | Nation | Starting Number | Total Segment Score | Total Element Score | Total Program Component Score (factored) | Total Deductions |
|------|-----------------|--------|-----------------|---------------------|---------------------|--|------------------|
| 15 | Jenna MCCORKELL | GBR | 18 | 83.50 | 41.82 | 42.68 | -1.00 |

| # | Executed Elements | Info | Base Value | GOE | The Judges Panel (in random order) | | | | | | | | | | Ref | Scores of Panel |
|----|-------------------|------|--------------|-------|------------------------------------|----|----|----|----|----|----|----|----|------|--------------|-----------------|
| 1 | 2T | | 1.40 | 0.03 | 0 | 0 | 1 | 0 | 0 | 0 | 0 | 0 | 1 | | 1.43 | |
| 2 | 3Lz< | < | 4.20 | -0.70 | -1 | -1 | -2 | -1 | -1 | -1 | -1 | -1 | -1 | | 3.50 | |
| 3 | 3F | | 5.30 | -2.10 | -3 | -3 | -3 | -3 | -3 | -3 | -3 | -3 | | 3.20 | | |
| 4 | FSSp4 | | 3.00 | 0.36 | 1 | 1 | 1 | 1 | 0 | 0 | 0 | 1 | 1 | 3.36 | | |
| 5 | ChSp1 | | 2.00 | 0.86 | 1 | 1 | 1 | 0 | 0 | 1 | 1 | 1 | 1 | 2.86 | | |
| 6 | 2A | | 3.63 x | 0.00 | 0 | 0 | 0 | 0 | -1 | 0 | 0 | 0 | 0 | 3.63 | | |
| 7 | 3F+2T | e | 7.37 x | -0.70 | -1 | -1 | -1 | -2 | -1 | -1 | -1 | -1 | -1 | 6.67 | | |
| 8 | 3T+2T | | 6.05 x | -0.20 | 0 | 0 | 0 | 0 | -1 | -1 | 0 | 0 | -1 | 5.85 | | |
| 9 | 1A+2T+2T< | < | 3.85 x | -0.23 | -1 | -1 | -1 | -2 | -2 | -1 | -1 | -1 | -1 | 3.62 | | |
| 10 | CCoSp3 | | 3.00 | 0.14 | 0 | 1 | 1 | 0 | 0 | 0 | 0 | 0 | 1 | 3.14 | | |
| 11 | SIS2 | | 2.30 | 0.00 | 0 | 0 | 0 | 0 | 0 | 0 | 0 | 1 | 0 | 2.30 | | |
| 12 | LSp2 | | 1.90 | 0.36 | 1 | 1 | 1 | 1 | 1 | 0 | 1 | 0 | 0 | 2.26 | | |
| | | | 44.00 | | | | | | | | | | | | 41.82 | |

Program Components

Factor

| | | | | | | | | | | | |
|--|------|------|------|------|------|------|------|------|------|------|--------------|
| Skating Skills | 1.60 | 5.75 | 6.00 | 5.75 | 5.00 | 5.75 | 5.75 | 6.00 | 5.50 | 5.50 | 5.71 |
| Transition / Linking Footwork | 1.60 | 5.25 | 5.00 | 5.25 | 4.50 | 4.75 | 5.25 | 5.75 | 5.00 | 4.50 | 5.00 |
| Performance / Execution | 1.60 | 5.50 | 5.50 | 5.50 | 5.50 | 5.50 | 5.00 | 5.75 | 5.50 | 5.25 | 5.46 |
| Choreography / Composition | 1.60 | 5.50 | 5.25 | 5.50 | 4.75 | 5.00 | 5.25 | 6.00 | 5.00 | 4.75 | 5.18 |
| Interpretation | 1.60 | 5.75 | 5.50 | 5.50 | 5.25 | 5.00 | 5.00 | 6.25 | 5.25 | 5.00 | 5.32 |
| Judges Total Program Component Score (factored) | | | | | | | | | | | 42.68 |

Deductions:

Falls: -1.00

-1.00

< Under-rotated jump x Credit for highlight distribution, base value multiplied by 1.1 e Jump take off with wrong edge

| Rank | Name | Nation | Starting Number | Total Segment Score | Total Element Score | Total Program Component Score (factored) | Total Deductions |
|------|----------------|--------|-----------------|---------------------|---------------------|--|------------------|
| 16 | Karina JOHNSON | DEN | 5 | 83.33 | 48.18 | 35.15 | 0.00 |

| # | Executed Elements | Info | Base Value | GOE | The Judges Panel (in random order) | | | | | | | | | | Ref | Scores of Panel |
|----|-------------------|------|--------------|-------|------------------------------------|----|----|----|----|----|----|----|----|------|--------------|-----------------|
| 1 | 3T | | 4.10 | -0.70 | -1 | -1 | -1 | -1 | -1 | -1 | -1 | -1 | -1 | | 3.40 | |
| 2 | 3Lz | | 6.00 | 0.00 | 0 | 0 | 0 | 0 | 0 | 0 | 0 | -1 | 0 | 6.00 | | |
| 3 | 3S+1T | | 4.60 | 0.00 | 0 | 0 | -1 | 0 | 0 | 0 | 0 | 0 | 0 | 4.60 | | |
| 4 | CCoSp4 | | 3.50 | 0.57 | 1 | 1 | 2 | 2 | 1 | 2 | 1 | 0 | 0 | 4.07 | | |
| 5 | 3Lo | | 5.10 | -0.10 | 0 | 0 | 0 | 1 | 0 | 0 | 0 | -1 | -1 | 5.00 | | |
| 6 | ChSp1 | | 2.00 | 1.00 | 1 | 1 | 1 | 1 | 1 | 1 | 1 | 1 | 0 | 3.00 | | |
| 7 | 3S | | 4.62 x | 0.00 | 0 | 0 | 0 | 0 | 1 | 0 | 0 | 0 | 0 | 4.62 | | |
| 8 | CSp4 | | 2.60 | 0.14 | 0 | 0 | 1 | 1 | 0 | 1 | 0 | 0 | 0 | 2.74 | | |
| 9 | SIS2 | | 2.30 | 0.21 | 0 | 0 | 1 | 1 | 0 | 1 | 0 | 0 | 1 | 2.51 | | |
| 10 | 2A+2T | | 5.17 x | 0.00 | 0 | 0 | 0 | 0 | 1 | 0 | 0 | 0 | 0 | 5.17 | | |
| 11 | 2A+1Lo | | 4.18 x | -0.07 | 0 | 0 | 0 | 0 | 0 | -1 | 0 | -1 | 0 | 4.11 | | |
| 12 | FSSp3 | | 2.60 | 0.36 | 1 | 1 | 1 | 1 | 0 | 0 | 1 | 1 | 0 | 2.96 | | |
| | | | 46.77 | | | | | | | | | | | | 48.18 | |

Program Components

Factor

| | | | | | | | | | | | |
|--|------|------|------|------|------|------|------|------|------|------|--------------|
| Skating Skills | 1.60 | 4.50 | 4.50 | 4.50 | 5.00 | 4.50 | 4.50 | 4.75 | 4.25 | 4.50 | 4.54 |
| Transition / Linking Footwork | 1.60 | 4.00 | 4.25 | 4.25 | 4.50 | 4.25 | 4.00 | 4.25 | 3.75 | 3.50 | 4.11 |
| Performance / Execution | 1.60 | 4.00 | 4.50 | 4.75 | 4.75 | 4.75 | 3.75 | 4.50 | 3.75 | 4.00 | 4.32 |
| Choreography / Composition | 1.60 | 4.25 | 4.50 | 5.00 | 4.50 | 4.75 | 4.25 | 4.50 | 4.00 | 4.25 | 4.43 |
| Interpretation | 1.60 | 4.25 | 4.75 | 4.50 | 4.75 | 4.75 | 4.75 | 4.50 | 4.00 | 4.50 | 4.57 |
| Judges Total Program Component Score (factored) | | | | | | | | | | | 35.15 |

Deductions:

0.00

x Credit for highlight distribution, base value multiplied by 1.1

ISU European Figure Skating Championships 2011

LADIES FREE SKATING JUDGES DETAILS PER SKATER

| Rank | Name | Nation | Starting Number | Total Segment Score | Total Element Score | Total Program Component Score (factored) | Total Deductions |
|------|-------------|--------|-----------------|---------------------|---------------------|--|------------------|
| 17 | Romy BÜHLER | SUI | 10 | 77.91 | 38.44 | 39.47 | 0.00 |

| # | Executed Elements | Info | Base Value | GOE | The Judges Panel (in random order) | | | | | | | | | Ref | Scores of Panel |
|----|-------------------|------|--------------|-------|------------------------------------|----|----|----|----|----|----|----|---|--------------|-----------------|
| 1 | 1Lz | | 0.60 | -0.04 | 0 | -1 | 0 | -1 | -1 | -1 | 0 | 0 | 0 | | 0.56 |
| 2 | 3S+2T | | 5.60 | 0.00 | 0 | 0 | 0 | 0 | 0 | -1 | 0 | 0 | 0 | | 5.60 |
| 3 | 3T+2T | | 5.50 | -1.20 | -1 | -2 | -2 | -1 | -1 | -2 | -2 | -3 | | 4.30 | |
| 4 | 2A | | 3.30 | -0.50 | -1 | -1 | -1 | -1 | -1 | -1 | -1 | 0 | | 2.80 | |
| 5 | FSSp3 | | 2.60 | 0.00 | -1 | 0 | 0 | 0 | 0 | 0 | 0 | 1 | | 2.60 | |
| 6 | 3T+2T | | 5.50 | 0.10 | 1 | 0 | 0 | 0 | 1 | 0 | 0 | 0 | | 5.60 | |
| 7 | ChSp1 | | 2.00 | 0.00 | 0 | 1 | 0 | 0 | 0 | 0 | 0 | 0 | | 2.00 | |
| 8 | 3S | | 4.62 x | 0.00 | 0 | 0 | 0 | 0 | 0 | 1 | 0 | 0 | | 4.62 | |
| 9 | 1A | | 1.21 x | 0.00 | 0 | 0 | 0 | 0 | 1 | 0 | 0 | 0 | | 1.21 | |
| 10 | CCoSp3 | | 3.00 | 0.64 | 2 | 1 | 1 | 1 | 2 | 1 | 1 | 2 | 1 | 3.64 | |
| 11 | CiSt2 | | 2.30 | 0.50 | 1 | 1 | 0 | 1 | 1 | 1 | 1 | 1 | | 2.80 | |
| 12 | FCCoSp2 | | 2.50 | 0.21 | 1 | 0 | 2 | 1 | 0 | 1 | 0 | 0 | | 2.71 | |
| | | | 38.73 | | | | | | | | | | | 38.44 | |

| Program Components | Factor | | | | | | | | | | | | |
|--|--------|------|------|------|------|------|------|------|------|------|------|------|--------------|
| Skating Skills | 1.60 | 5.00 | 5.25 | 4.75 | 5.25 | 5.25 | 5.00 | 5.00 | 5.00 | 5.00 | 4.75 | | 5.04 |
| Transition / Linking Footwork | 1.60 | 4.50 | 4.75 | 4.50 | 4.75 | 4.75 | 4.25 | 4.75 | 4.75 | 4.50 | 4.50 | | 4.64 |
| Performance / Execution | 1.60 | 5.00 | 5.25 | 4.75 | 5.00 | 5.75 | 5.00 | 4.50 | 5.00 | 5.25 | | 5.04 | |
| Choreography / Composition | 1.60 | 4.75 | 5.25 | 5.00 | 5.00 | 5.00 | 4.50 | 4.75 | 5.00 | 4.75 | | 4.89 | |
| Interpretation | 1.60 | 4.75 | 5.50 | 4.75 | 5.00 | 5.50 | 4.75 | 5.00 | 5.25 | 5.25 | | 5.07 | |
| Judges Total Program Component Score (factored) | | | | | | | | | | | | | 39.47 |

Deductions: 0.00

x Credit for highlight distribution, base value multiplied by 1.1

| Rank | Name | Nation | Starting Number | Total Segment Score | Total Element Score | Total Program Component Score (factored) | Total Deductions |
|------|-------------------|--------|-----------------|---------------------|---------------------|--|------------------|
| 18 | Svetlana ISSAKOVA | EST | 8 | 76.14 | 41.15 | 35.99 | -1.00 |

| # | Executed Elements | Info | Base Value | GOE | The Judges Panel (in random order) | | | | | | | | | Ref | Scores of Panel |
|----|-------------------|------|--------------|-------|------------------------------------|----|----|----|----|----|----|----|----|--------------|-----------------|
| 1 | 3T+2T+2Lo | | 7.30 | 0.20 | 0 | 0 | 0 | 1 | 0 | 1 | 1 | 0 | 0 | | 7.50 |
| 2 | 2A | | 3.30 | 0.36 | 1 | 1 | 0 | 2 | 0 | 1 | 0 | 1 | 1 | | 3.66 |
| 3 | 1F | e | 0.50 | -0.13 | -1 | -1 | -1 | -2 | -1 | -1 | -1 | -2 | -2 | | 0.37 |
| 4 | 3F | | 5.30 | -1.40 | -2 | -2 | -2 | -2 | -2 | -2 | -2 | -2 | | 3.90 | |
| 5 | CCoSp4 | | 3.50 | 0.29 | 0 | 0 | 0 | 1 | 0 | 1 | 1 | 1 | | 3.79 | |
| 6 | SiSt2 | | 2.30 | 0.00 | 0 | 0 | 0 | 0 | 0 | 0 | 0 | 0 | | 2.30 | |
| 7 | 2A | | 3.63 x | -0.57 | -1 | -2 | -1 | -1 | -1 | -2 | -1 | -1 | | 3.06 | |
| 8 | 3S | | 4.62 x | -2.10 | -3 | -3 | -3 | -3 | -3 | -3 | -3 | -3 | | 2.52 | |
| 9 | FCSp3 | | 2.80 | 0.00 | 0 | 0 | 0 | 0 | -1 | 0 | 0 | 0 | | 2.80 | |
| 10 | 3T+2T | | 6.05 x | 0.00 | 0 | 0 | 0 | 1 | 0 | 0 | 0 | 0 | | 6.05 | |
| 11 | LSp4 | | 2.70 | 0.36 | 0 | 1 | 0 | 1 | 1 | 0 | 1 | 1 | | 3.06 | |
| 12 | ChSp1 | | 2.00 | 0.14 | 0 | 1 | 0 | 0 | 0 | 0 | 0 | 1 | | 2.14 | |
| | | | 44.00 | | | | | | | | | | | 41.15 | |

| Program Components | Factor | | | | | | | | | | | | |
|--|--------|------|------|------|------|------|------|------|------|------|--|--------------|--|
| Skating Skills | 1.60 | 4.75 | 4.75 | 4.75 | 5.25 | 4.75 | 5.50 | 4.75 | 5.25 | 5.00 | | 4.93 | |
| Transition / Linking Footwork | 1.60 | 4.25 | 4.25 | 4.25 | 4.75 | 4.00 | 4.50 | 4.50 | 4.00 | 4.50 | | 4.32 | |
| Performance / Execution | 1.60 | 4.25 | 4.50 | 4.50 | 4.75 | 4.50 | 4.25 | 4.00 | 4.75 | 4.00 | | 4.39 | |
| Choreography / Composition | 1.60 | 4.50 | 4.50 | 4.75 | 5.25 | 4.25 | 4.50 | 4.25 | 4.50 | 4.75 | | 4.54 | |
| Interpretation | 1.60 | 4.00 | 4.25 | 4.50 | 5.00 | 4.50 | 4.25 | 4.00 | 4.50 | 4.25 | | 4.32 | |
| Judges Total Program Component Score (factored) | | | | | | | | | | | | 35.99 | |

Deductions: Falls: -1.00 -1.00

x Credit for highlight distribution, base value multiplied by 1.1 e Jump take off with wrong edge

ISU European Figure Skating Championships 2011

LADIES FREE SKATING JUDGES DETAILS PER SKATER

| Rank | Name | Nation | Starting Number | Total Segment Score | Total Element Score | Total Program Component Score (factored) | Total Deductions |
|------|------|--------|-----------------|---------------------|---------------------|--|------------------|
|------|------|--------|-----------------|---------------------|---------------------|--|------------------|

| | | | | | | | |
|----|---------------|-----|---|-------|-------|-------|-------|
| 19 | Alice GARLISI | ITA | 1 | 73.57 | 37.32 | 37.25 | -1.00 |
|----|---------------|-----|---|-------|-------|-------|-------|

| # | Executed Elements | Info | Base Value | GOE | The Judges Panel (in random order) | | | | | | | | | Ref | Scores of Panel |
|---|-------------------|------|------------|-----|------------------------------------|--|--|--|--|--|--|--|--|-----|-----------------|
|---|-------------------|------|------------|-----|------------------------------------|--|--|--|--|--|--|--|--|-----|-----------------|

| | | | | | | | | | | | | | | | |
|----|-----------|--|--------------|-------|----|----|----|----|----|----|----|----|----|--|--------------|
| 1 | 3T+2T+2Lo | | 7.30 | -0.40 | 1 | -1 | 0 | 0 | -1 | 0 | -1 | -1 | -1 | | 6.90 |
| 2 | 3Lo | | 5.10 | -1.40 | -2 | -2 | -2 | -2 | -2 | -2 | -2 | -2 | -2 | | 3.70 |
| 3 | FCSp4 | | 3.20 | 0.43 | 0 | 1 | 1 | 1 | 1 | 1 | 0 | 1 | 1 | | 3.63 |
| 4 | 2S | | 1.40 | -0.49 | -2 | -3 | -3 | -2 | -2 | -2 | -3 | -2 | -3 | | 0.91 |
| 5 | 3T | | 4.10 | -2.10 | -3 | -3 | -3 | -3 | -3 | -3 | -3 | -3 | -3 | | 2.00 |
| 6 | CCoSp1 | | 2.00 | -0.26 | -1 | 0 | -1 | 0 | -1 | -1 | -1 | -1 | -1 | | 1.74 |
| 7 | ChSp1 | | 2.00 | 0.86 | 1 | 0 | 1 | 1 | 1 | 1 | 1 | 0 | 1 | | 2.86 |
| 8 | 2Lo+2T | | 3.52 x | 0.00 | 0 | 0 | 0 | 0 | 0 | 0 | 0 | 0 | 0 | | 3.52 |
| 9 | 3S | | 4.62 x | 0.00 | 0 | 0 | 0 | 0 | 0 | 0 | 0 | 0 | 0 | | 4.62 |
| 10 | 1A | | 1.21 x | 0.00 | 0 | 0 | 0 | 0 | 1 | 0 | 0 | 0 | 0 | | 1.21 |
| 11 | FCCoSp2 | | 2.50 | 0.00 | 0 | 0 | 0 | 0 | -1 | 0 | 0 | 0 | 0 | | 2.50 |
| 12 | SIS3 | | 3.30 | 0.43 | 1 | 0 | 1 | 1 | 1 | 1 | 1 | 0 | 1 | | 3.73 |
| | | | 40.25 | | | | | | | | | | | | 37.32 |

Program Components

| | Factor | | | | | | | | | | | | | |
|--|--------|------|------|------|------|------|------|------|------|------|------|--|--|--------------|
| Skating Skills | 1.60 | 4.75 | 4.50 | 5.25 | 4.50 | 5.00 | 5.00 | 5.00 | 5.00 | 4.50 | 5.25 | | | 4.86 |
| Transition / Linking Footwork | 1.60 | 4.50 | 4.00 | 4.50 | 4.25 | 4.75 | 4.50 | 4.50 | 4.00 | 4.50 | | | | 4.39 |
| Performance / Execution | 1.60 | 5.00 | 4.00 | 4.50 | 4.75 | 5.00 | 4.75 | 5.00 | 4.50 | 4.50 | | | | 4.71 |
| Choreography / Composition | 1.60 | 5.00 | 4.25 | 4.75 | 4.50 | 4.50 | 4.50 | 4.75 | 4.50 | 5.25 | | | | 4.64 |
| Interpretation | 1.60 | 5.25 | 4.00 | 5.00 | 4.50 | 4.75 | 4.25 | 4.75 | 4.25 | 5.50 | | | | 4.68 |
| Judges Total Program Component Score (factored) | | | | | | | | | | | | | | 37.25 |

Deductions: Falls: -1.00 **-1.00**

x Credit for highlight distribution, base value multiplied by 1.1

| Rank | Name | Nation | Starting Number | Total Segment Score | Total Element Score | Total Program Component Score (factored) | Total Deductions |
|------|------|--------|-----------------|---------------------|---------------------|--|------------------|
|------|------|--------|-----------------|---------------------|---------------------|--|------------------|

| | | | | | | | |
|----|----------|-----|---|-------|-------|-------|------|
| 20 | Dasa GRM | SLO | 6 | 73.57 | 40.53 | 33.04 | 0.00 |
|----|----------|-----|---|-------|-------|-------|------|

| # | Executed Elements | Info | Base Value | GOE | The Judges Panel (in random order) | | | | | | | | | Ref | Scores of Panel |
|---|-------------------|------|------------|-----|------------------------------------|--|--|--|--|--|--|--|--|-----|-----------------|
|---|-------------------|------|------------|-----|------------------------------------|--|--|--|--|--|--|--|--|-----|-----------------|

| | | | | | | | | | | | | | | | |
|----|-----------|---|--------------|-------|----|----|----|----|----|----|----|----|----|--|--------------|
| 1 | 3F | | 5.30 | 0.70 | 1 | 1 | 2 | 1 | 1 | 1 | 1 | 1 | 1 | | 6.00 |
| 2 | FSSp4 | | 3.00 | 0.24 | -1 | 1 | 0 | 0 | -1 | 1 | 1 | 1 | 1 | | 3.24 |
| 3 | 2A | | 3.30 | 0.29 | 0 | 1 | 1 | 0 | 0 | 1 | 1 | 1 | 0 | | 3.59 |
| 4 | 3T | | 4.10 | -1.40 | -2 | -2 | -2 | -2 | -2 | -2 | -2 | -2 | -2 | | 2.70 |
| 5 | 2Lz | | 2.10 | 0.00 | 0 | 1 | 0 | 0 | 0 | 0 | 0 | 0 | 0 | | 2.10 |
| 6 | CCoSp4 | | 3.50 | -0.04 | -1 | 0 | 0 | 0 | 0 | 1 | 0 | 0 | -1 | | 3.46 |
| 7 | 1A+2T+1Lo | | 3.30 x | 0.03 | 0 | 1 | 1 | 0 | 0 | 0 | 0 | 0 | 0 | | 3.33 |
| 8 | 3T+2T | | 6.05 x | 0.00 | 0 | 0 | 1 | 0 | 0 | 0 | 0 | 0 | 0 | | 6.05 |
| 9 | SIS3 | | 3.30 | -0.10 | 0 | -1 | -1 | 0 | 0 | 0 | 0 | 0 | 0 | | 3.20 |
| 10 | ChSp1 | | 2.00 | 0.14 | 0 | 1 | 0 | 0 | 0 | 0 | 1 | 0 | 0 | | 2.14 |
| 11 | 1Lz+2T | e | 2.20 x | -0.29 | -2 | -1 | -1 | -2 | -1 | -2 | -1 | -2 | -1 | | 1.91 |
| 12 | CSSp3 | | 2.60 | 0.21 | 1 | 1 | 1 | 0 | 0 | 1 | 0 | 0 | 0 | | 2.81 |
| | | | 40.75 | | | | | | | | | | | | 40.53 |

Program Components

| | Factor | | | | | | | | | | | | | |
|--|--------|------|------|------|------|------|------|------|------|------|--|--|--|--------------|
| Skating Skills | 1.60 | 4.25 | 4.50 | 4.25 | 4.25 | 4.25 | 5.00 | 5.00 | 5.25 | 4.75 | | | | 4.57 |
| Transition / Linking Footwork | 1.60 | 3.50 | 4.00 | 3.50 | 3.75 | 4.00 | 4.25 | 4.50 | 3.75 | 3.75 | | | | 3.86 |
| Performance / Execution | 1.60 | 4.25 | 4.75 | 3.75 | 4.25 | 3.75 | 4.25 | 4.75 | 4.50 | 4.25 | | | | 4.29 |
| Choreography / Composition | 1.60 | 3.75 | 4.25 | 3.75 | 4.25 | 3.75 | 4.00 | 4.50 | 4.25 | 3.75 | | | | 4.00 |
| Interpretation | 1.60 | 3.50 | 4.50 | 3.50 | 4.25 | 4.00 | 4.25 | 4.50 | 3.50 | 3.50 | | | | 3.93 |
| Judges Total Program Component Score (factored) | | | | | | | | | | | | | | 33.04 |

Deductions: **0.00**

x Credit for highlight distribution, base value multiplied by 1.1 e Jump take off with wrong edge

ISU European Figure Skating Championships 2011

LADIES FREE SKATING JUDGES DETAILS PER SKATER

| Rank | Name | Nation | Starting Number | Total Segment Score | Total Element Score | Total Program Component Score (factored) | Total Deductions |
|------|----------------|--------|-----------------|---------------------|---------------------|--|------------------|
| 21 | Viktoria PAVUK | HUN | 3 | 70.52 | 36.22 | 34.30 | 0.00 |

| # | Executed Elements | Info | Base Value | GOE | The Judges Panel (in random order) | | | | | | | | | Ref | Scores of Panel |
|----|-------------------|------|--------------|-------|------------------------------------|----|----|----|----|----|----|----|----|------|-----------------|
| 1 | 2S | | 1.40 | -0.06 | 0 | 0 | 0 | 0 | 0 | -1 | -1 | 0 | -1 | | 1.34 |
| 2 | 3Lz+2T | e | 7.40 | -1.20 | -2 | -2 | -1 | -1 | -2 | -2 | -2 | -2 | -1 | | 6.20 |
| 3 | 3F | | 5.30 | -1.40 | -2 | -2 | -2 | -2 | -2 | -2 | -2 | -2 | | 3.90 | |
| 4 | LSp2 | | 1.90 | 0.43 | 1 | 1 | 1 | 0 | 1 | 1 | 0 | 1 | 1 | | 2.33 |
| 5 | ChSp1 | | 2.00 | 0.71 | 1 | 1 | 0 | 0 | 1 | 1 | 1 | 0 | 2 | | 2.71 |
| 6 | 2A | | 3.30 | 0.14 | 0 | 1 | 0 | 0 | 1 | 0 | 0 | 1 | 0 | | 3.44 |
| 7 | 3F+1T | | 5.70 | -0.90 | -2 | -2 | -1 | -1 | -1 | -1 | -1 | -1 | -2 | | 4.80 |
| 8 | 2T+2T | | 3.08 | 0.03 | 0 | 0 | 0 | 0 | 1 | 0 | 0 | 0 | 1 | | 3.11 |
| 9 | 3S*+2Lo<*+2Lo<* | * | 0.00 | 0.00 | - | - | - | - | - | - | - | - | - | | 0.00 |
| 10 | FSSp3 | | 2.60 | -0.09 | -2 | 0 | 0 | 0 | 0 | 0 | 0 | -1 | -1 | | 2.51 |
| 11 | SIS1 | | 1.80 | 0.29 | 0 | 1 | 0 | 1 | 1 | 1 | 1 | 0 | 0 | | 2.09 |
| 12 | CCoSp4 | | 3.50 | 0.29 | 1 | 1 | 0 | 0 | 1 | 0 | 0 | 1 | 1 | | 3.79 |
| | | | 37.98 | | | | | | | | | | | | 36.22 |

Program Components

| Program Components | Factor | | | | | | | | | | | |
|--|--------|------|------|------|------|------|------|------|------|------|--|--------------|
| Skating Skills | 1.60 | 4.50 | 4.50 | 4.50 | 4.50 | 4.75 | 4.50 | 4.50 | 4.00 | 4.50 | | 4.50 |
| Transition / Linking Footwork | 1.60 | 3.50 | 3.75 | 3.75 | 4.00 | 4.25 | 3.75 | 3.75 | 2.50 | 4.00 | | 3.79 |
| Performance / Execution | 1.60 | 4.25 | 4.75 | 4.00 | 4.50 | 4.50 | 4.50 | 4.75 | 4.50 | 4.75 | | 4.54 |
| Choreography / Composition | 1.60 | 4.00 | 4.25 | 4.00 | 4.50 | 4.25 | 4.25 | 4.50 | 3.25 | 4.00 | | 4.18 |
| Interpretation | 1.60 | 3.75 | 4.00 | 4.25 | 4.75 | 4.50 | 4.50 | 4.50 | 4.75 | 4.50 | | 4.43 |
| Judges Total Program Component Score (factored) | | | | | | | | | | | | 34.30 |

Deductions:

0.00

< Under-rotated jump * Invalid element x Credit for highlight distribution, base value multiplied by 1.1 e Jump take off with wrong edge

| Rank | Name | Nation | Starting Number | Total Segment Score | Total Element Score | Total Program Component Score (factored) | Total Deductions |
|------|--------------------|--------|-----------------|---------------------|---------------------|--|------------------|
| 22 | Hristina VASSILEVA | BUL | 4 | 67.68 | 34.88 | 32.80 | 0.00 |

| # | Executed Elements | Info | Base Value | GOE | The Judges Panel (in random order) | | | | | | | | | Ref | Scores of Panel |
|----|-------------------|------|--------------|-------|------------------------------------|----|----|----|----|----|----|----|----|-----|-----------------|
| 1 | 3F | | 5.30 | 0.50 | 0 | 1 | 1 | 0 | 1 | 1 | 1 | 1 | 0 | | 5.80 |
| 2 | 1F+1T | | 0.90 | 0.00 | 0 | 0 | 0 | 0 | 0 | -1 | 0 | 0 | 0 | | 0.90 |
| 3 | 3T | | 4.10 | -0.30 | 0 | -1 | -1 | -1 | 0 | 0 | -1 | 0 | 0 | | 3.80 |
| 4 | 2A | | 3.30 | 0.07 | 0 | 1 | 0 | 0 | 0 | 1 | 0 | 0 | 0 | | 3.37 |
| 5 | SIS2 | | 2.30 | 0.07 | 0 | 1 | 0 | 0 | 1 | 0 | 0 | 0 | 0 | | 2.37 |
| 6 | 2A | | 3.63 | 0.29 | 0 | 1 | 0 | 0 | 1 | 1 | 0 | 1 | 1 | | 3.92 |
| 7 | CCoSp4 | | 3.50 | -0.13 | 0 | -2 | -2 | 0 | -1 | 0 | 0 | 0 | 0 | | 3.37 |
| 8 | ChSp | | 0.00 | 0.00 | - | - | - | - | - | - | - | - | - | | 0.00 |
| 9 | 3T+2T | | 6.05 | -0.80 | -2 | -1 | -1 | -1 | -1 | -1 | -2 | -1 | -1 | | 5.25 |
| 10 | 2S | | 1.54 | 0.00 | 0 | 0 | 0 | 0 | 0 | 0 | 0 | 0 | 1 | | 1.54 |
| 11 | FSSp4 | | 3.00 | 0.10 | 0 | -1 | 0 | 0 | 0 | -1 | 1 | 1 | 1 | | 3.10 |
| 12 | LSp1 | | 1.50 | -0.04 | 0 | 0 | 0 | 0 | 0 | -2 | 0 | 0 | -1 | | 1.46 |
| | | | 35.12 | | | | | | | | | | | | 34.88 |

Program Components

| Program Components | Factor | | | | | | | | | | | |
|--|--------|------|------|------|------|------|------|------|------|------|--|--------------|
| Skating Skills | 1.60 | 4.50 | 4.50 | 4.50 | 4.50 | 4.50 | 4.50 | 4.25 | 4.75 | 4.00 | | 4.46 |
| Transition / Linking Footwork | 1.60 | 4.00 | 3.75 | 3.75 | 3.75 | 4.00 | 3.50 | 3.75 | 3.00 | 3.75 | | 3.75 |
| Performance / Execution | 1.60 | 3.75 | 4.25 | 4.50 | 4.50 | 4.75 | 4.00 | 4.25 | 4.50 | 3.75 | | 4.25 |
| Choreography / Composition | 1.60 | 4.25 | 4.00 | 3.75 | 4.00 | 4.25 | 4.00 | 4.50 | 4.00 | 3.25 | | 4.04 |
| Interpretation | 1.60 | 3.75 | 3.75 | 4.00 | 4.75 | 4.50 | 3.75 | 4.50 | 3.75 | 3.50 | | 4.00 |
| Judges Total Program Component Score (factored) | | | | | | | | | | | | 32.80 |

Deductions:

0.00

x Credit for highlight distribution, base value multiplied by 1.1

ISU European Figure Skating Championships 2011

LADIES FREE SKATING JUDGES DETAILS PER SKATER

| Rank | Name | Nation | Starting Number | Total Segment Score | Total Element Score | Total Program Component Score (factored) | Total Deductions |
|------|------------------|--------|-----------------|---------------------|---------------------|--|------------------|
| 23 | Alexandra KUNOVA | SVK | 2 | 67.19 | 36.18 | 32.01 | -1.00 |

| # | Executed Elements | Info | Base Value | GOE | The Judges Panel (in random order) | | | | | | | | | Ref | Scores of Panel |
|----|-------------------|------|--------------|-------|------------------------------------|----|----|----|----|----|----|----|----|-----|-----------------|
| 1 | 3T | | 4.10 | -0.70 | -1 | -1 | -1 | -1 | -1 | -2 | -1 | -1 | -1 | | 3.40 |
| 2 | 2Lz | | 2.10 | 0.00 | 0 | 1 | 0 | 0 | 0 | 0 | 0 | 0 | 0 | | 2.10 |
| 3 | 3S+1T | | 4.60 | -0.70 | -1 | -1 | -1 | -1 | 0 | -1 | -1 | -1 | -1 | | 3.90 |
| 4 | CCoSp4 | | 3.50 | 0.43 | 1 | 1 | 0 | 1 | 1 | 1 | 1 | 1 | 0 | | 3.93 |
| 5 | 3T+2T | | 5.50 | 0.00 | 0 | 0 | 0 | 0 | 0 | 0 | 1 | 0 | 0 | | 5.50 |
| 6 | 3S | | 4.62 x | -2.10 | -3 | -3 | -3 | -3 | -3 | -3 | -3 | -3 | -3 | | 2.52 |
| 7 | ChSp1 | | 2.00 | 0.00 | 0 | 1 | 0 | 0 | 0 | 0 | -1 | 0 | 0 | | 2.00 |
| 8 | LSp3 | | 2.40 | 0.00 | 0 | 1 | 0 | 0 | 0 | 0 | 0 | 0 | 0 | | 2.40 |
| 9 | 2A | | 3.63 x | -0.50 | -1 | -1 | -1 | -2 | -1 | -1 | -1 | -1 | -1 | | 3.13 |
| 10 | FSSp2 | | 2.30 | -0.34 | -2 | -1 | -1 | -1 | -1 | 0 | -1 | -2 | -1 | | 1.96 |
| 11 | SIS1 | | 1.80 | -0.09 | 0 | -1 | 0 | 0 | 0 | 0 | -1 | -1 | 0 | | 1.71 |
| 12 | 2A | | 3.63 x | 0.00 | 0 | 0 | 0 | 0 | 0 | 0 | 0 | 0 | 0 | | 3.63 |
| | | | 40.18 | | | | | | | | | | | | 36.18 |

Program Components

Factor

| | | | | | | | | | | | | | |
|--|------|------|------|------|------|------|------|------|------|------|------|--|--------------|
| Skating Skills | 1.60 | 4.25 | 4.25 | 4.00 | 4.00 | 4.75 | 4.25 | 4.25 | 4.00 | 4.75 | 4.25 | | 4.25 |
| Transition / Linking Footwork | 1.60 | 4.00 | 4.00 | 3.25 | 3.50 | 4.25 | 3.50 | 3.50 | 3.75 | 4.75 | 4.75 | | 3.79 |
| Performance / Execution | 1.60 | 4.00 | 3.75 | 4.50 | 4.00 | 4.00 | 4.00 | 3.75 | 4.25 | 4.50 | 4.50 | | 4.07 |
| Choreography / Composition | 1.60 | 4.25 | 4.00 | 3.75 | 3.75 | 4.25 | 4.25 | 3.75 | 4.00 | 4.50 | 4.50 | | 4.04 |
| Interpretation | 1.60 | 3.75 | 3.75 | 3.50 | 4.00 | 4.25 | 4.00 | 3.50 | 4.00 | 4.00 | 4.00 | | 3.86 |
| Judges Total Program Component Score (factored) | | | | | | | | | | | | | 32.01 |

Deductions:

Falls: -1.00

-1.00

x Credit for highlight distribution, base value multiplied by 1.1

| Rank | Name | Nation | Starting Number | Total Segment Score | Total Element Score | Total Program Component Score (factored) | Total Deductions |
|------|---------------|--------|-----------------|---------------------|---------------------|--|------------------|
| 24 | Fleur MAXWELL | LUX | 11 | 66.95 | 29.28 | 38.67 | -1.00 |

| # | Executed Elements | Info | Base Value | GOE | The Judges Panel (in random order) | | | | | | | | | Ref | Scores of Panel |
|----|-------------------|------|--------------|-------|------------------------------------|----|----|----|----|----|----|----|----|-----|-----------------|
| 1 | 3T | | 4.10 | -1.40 | -2 | -2 | -2 | -2 | -2 | -2 | -2 | -2 | -1 | | 2.70 |
| 2 | 3Lo< | < | 3.60 | -2.10 | -3 | -3 | -3 | -3 | -3 | -3 | -3 | -3 | -3 | | 1.50 |
| 3 | 3S<+2T | < | 4.30 | -0.70 | -1 | -1 | -1 | -1 | -1 | -1 | -2 | -1 | -1 | | 3.60 |
| 4 | ChSp1 | | 2.00 | 2.00 | 2 | 2 | 2 | 2 | 2 | 1 | 3 | 2 | 2 | | 4.00 |
| 5 | 1A+1Lo+2S | | 3.00 | -0.34 | -2 | -2 | -1 | -2 | -2 | -1 | -2 | 0 | -2 | | 2.66 |
| 6 | FCSp3 | | 2.80 | 0.50 | 1 | 1 | 0 | 1 | 1 | 1 | 1 | 1 | 1 | | 3.30 |
| 7 | 3T+SEQ | | 3.61 x | -0.90 | -1 | 0 | -1 | -1 | -1 | -2 | -2 | -1 | -2 | | 2.71 |
| 8 | 2S | | 1.54 x | 0.00 | 0 | 0 | 0 | 0 | 0 | 1 | 0 | 0 | 0 | | 1.54 |
| 9 | A | | 0.00 x | 0.00 | - | - | - | - | - | - | - | - | - | | 0.00 |
| 10 | LSp2 | | 1.90 | 0.50 | 1 | 1 | 0 | 1 | 1 | 2 | 1 | 1 | 1 | | 2.40 |
| 11 | SIS2 | | 2.30 | 0.43 | 1 | 2 | 0 | 1 | 1 | 0 | 2 | 1 | 0 | | 2.73 |
| 12 | CCoSp1 | | 2.00 | 0.14 | 0 | 0 | -1 | 1 | 0 | 0 | 1 | 1 | 0 | | 2.14 |
| | | | 31.15 | | | | | | | | | | | | 29.28 |

Program Components

Factor

| | | | | | | | | | | | | | |
|--|------|------|------|------|------|------|------|------|------|------|------|--|--------------|
| Skating Skills | 1.60 | 4.75 | 4.75 | 4.75 | 5.50 | 4.75 | 4.50 | 5.25 | 4.75 | 4.75 | 4.75 | | 4.82 |
| Transition / Linking Footwork | 1.60 | 4.50 | 4.50 | 4.50 | 4.75 | 4.50 | 4.00 | 4.75 | 4.50 | 4.50 | 4.00 | | 4.46 |
| Performance / Execution | 1.60 | 4.50 | 4.75 | 5.00 | 5.25 | 5.25 | 4.75 | 5.00 | 5.25 | 5.00 | 5.00 | | 5.00 |
| Choreography / Composition | 1.60 | 5.00 | 5.00 | 4.75 | 5.75 | 4.75 | 4.50 | 5.25 | 5.00 | 4.50 | 4.50 | | 4.89 |
| Interpretation | 1.60 | 5.00 | 5.00 | 5.00 | 5.50 | 5.00 | 5.00 | 5.00 | 5.00 | 5.00 | 4.75 | | 5.00 |
| Judges Total Program Component Score (factored) | | | | | | | | | | | | | 38.67 |

Deductions:

Falls: -1.00

-1.00

< Under-rotated jump x Credit for highlight distribution, base value multiplied by 1.1

Printed: 1/29/2011 4:57:19PM



ISU European Figure Skating Championships 2011

MEN

| | | |
|--------------------------|----------------------------|-------------------------------|
| PostFinance Arena | 27 Jan 2011 29 Jan 2011 | Short Program Free Skating |
|--------------------------|----------------------------|-------------------------------|

| | | |
|------------------------|---|-----------|
| Size of Skating Area | : | 30m*60m |
| Ice Conditions | : | very good |
| Number of Entries | : | 28 |
| Number of Participants | : | 28 |

| | | |
|-----------------|---|--|
| Entry Withdrawn | : | |
|-----------------|---|--|

| | | |
|----------------------------------|-----------------------|-----------|
| Short Program | | |
| Duration | : | 2:50 Max. |
| Segment Factor | : | 1.00 |
| Program Component Factors | Skating Skills | 1.00 |
| | Transitions | 1.00 |
| | Performance/Execution | 1.00 |
| | Choreography | 1.00 |
| | Interpretation | 1.00 |

| | | |
|-----------------------------------|-----------------------|-----------------|
| Free Skating | | |
| Duration | : | 4:30 +- 10 Sec. |
| Segment Factor | : | 1.00 |
| Program Components Factors | Skating Skills | 2.00 |
| | Transitions | 2.00 |
| | Performance/Execution | 2.00 |
| | Choreography | 2.00 |
| | Interpretation | 2.00 |

Official ISU Sponsors





ISU European Figure Skating Championships 2011

PANEL OF JUDGES

MEN - SHORT PROGRAM

Officials

| | | |
|---------------------------------------|----------------------|-----|
| Technical Controller | Mr. Fabio BIANCHETTI | ISU |
| Technical Specialist | Mr. Makoto OKAZAKI | ISU |
| Assistant Technical Specialist | Ms. Olga BARANOVA | ISU |

Judges

| | | |
|----------------|----------------------------|-----|
| Referee | Mr. Matjaz KRUSEC | ISU |
| Judges | Ms. Marina BESCHEA | ISU |
| | Ms. Daniela CAVELLI | ISU |
| | Mr. Tomislav CIZMESIJA | ISU |
| | Ms. Nadezhda FIODOROVA | ISU |
| | Ms. Birgit FÖLL | ISU |
| | Ms. Halina GORDON POLTORAK | ISU |
| | Ms. Mona JONSSON | ISU |
| | Ms. Laimute KRAUZIENE | ISU |
| | Ms. Hermi OTTEMANN | ISU |

Data/Replay Operator

| | | |
|--|---------------------|-----|
| | Mr. Roumen JORDANOV | ISU |
| | Mr. Ronny BANFI | ISU |

printed at: 28/01/2011 10:59:12

Official ISU Sponsors





ISU European Figure Skating Championships 2011

PANEL OF JUDGES

MEN - FREE SKATING

Officials

| | | |
|---------------------------------------|----------------------|-----|
| Technical Controller | Mr. Fabio BIANCHETTI | ISU |
| Technical Specialist | Mr. Makoto OKAZAKI | ISU |
| Assistant Technical Specialist | Ms. Olga BARANOVA | ISU |

Judges

| | | |
|----------------|----------------------------|-----|
| Referee | Mr. Matjaz KRUSEC | ISU |
| Judges | Ms. Marina BESCHEA | ISU |
| | Ms. Françoise DE RAPPARD | ISU |
| | Ms. Birgit FÖLL | ISU |
| | Ms. Halina GORDON POLTORAK | ISU |
| | Ms. Mona JONSSON | ISU |
| | Ms. Laimute KRAUZIENE | ISU |
| | Mr. Alexander PENCHEV | ISU |
| | Ms. Saioa SANCHO | ISU |
| | Ms. Alla SHEKHOVTSEVA | ISU |


Data/Replay Operator

| | | |
|--|---------------------|-----|
| | Mr. Roumen JORDANOV | ISU |
| | Mr. Ronny BANFI | ISU |

printed at: 1/29/2011 11:50:35PM

Official ISU Sponsors





Podium

Men



1st place
Florent AMODIO
FRA

2nd place
Brian JOUBERT
FRA

3rd place
Tomas VERNER
CZE

Official ISU Sponsors





ISU European Figure Skating Championships 2011

RESULTS

MEN FINAL RESULT

| Pl. | Name | Nation | Total Score | SP | FS |
|-------------------|----------------------|--------|-------------|----|----|
| 1 | Florent AMODIO | FRA | 226.86 | 1 | 3 |
| 2 | Brian JOUBERT | FRA | 223.01 | 7 | 1 |
| 3 | Tomas VERNER | CZE | 222.60 | 5 | 2 |
| 4 | Kevin VAN DER PERREN | BEL | 216.59 | 4 | 5 |
| 5 | Artur GACHINSKI | RUS | 216.07 | 3 | 6 |
| 6 | Samuel CONTESTI | ITA | 204.88 | 6 | 9 |
| 7 | Konstantin MENSHOV | RUS | 202.62 | 14 | 4 |
| 8 | Michal BREZINA | CZE | 201.39 | 2 | 10 |
| 9 | Javier FERNANDEZ | ESP | 199.65 | 11 | 7 |
| 10 | Alban PREAUBERT | FRA | 196.15 | 10 | 8 |
| 11 | Peter LIEBERS | GER | 189.00 | 9 | 11 |
| 12 | Paolo BACCHINI | ITA | 178.34 | 12 | 13 |
| 13 | Adrian SCHULTHEISS | SWE | 178.19 | 15 | 12 |
| 14 | Kristoffer BERNTSSON | SWE | 172.58 | 8 | 21 |
| 15 | Anton KOVALEVSKI | UKR | 169.33 | 19 | 14 |
| 16 | Jorik HENDRICKX | BEL | 168.39 | 13 | 19 |
| 17 | Kim LUCINE | MON | 167.97 | 20 | 15 |
| 18 | Viktor PFEIFER | AUT | 164.83 | 17 | 20 |
| 19 | Javier RAYA | ESP | 164.68 | 21 | 17 |
| 20 | Denis WIECZOREK | GER | 163.60 | 22 | 16 |
| 21 | Zoltan KELEMEN | ROU | 160.50 | 23 | 18 |
| 22 | Laurent ALVAREZ | SUI | 159.45 | 16 | 23 |
| 23 | Maxim SHIPOV | ISR | 158.28 | 18 | 22 |
| 24 | Stephane WALKER | SUI | 137.64 | 24 | 24 |
| Final not Reached | | | | | |
| | Maciej CIEPLUCHA | POL | 49.33 | 25 | |
| | Moris PFEIFHOFER | SUI | 46.93 | 26 | |
| | Ali DEMIRBOGA | TUR | 42.09 | 27 | |
| | Justus STRID | DEN | 41.84 | 28 | |

Mr. Matjaz KRUSEC ISU
Referee

Mr. Fabio BIANCHETTI ISU
Technical Controller

Printed: 1/29/2011 10:20:53PM

Official ISU Sponsors





ISU European Figure Skating Championships 2011

RESULTS

MEN SHORT PROGRAM

| Pl. | Name | Nation | Total Segment Score |
|-----|----------------------|--------|---------------------|
| 1 | Florent AMODIO | FRA | 78.11 |
| 2 | Michal BREZINA | CZE | 76.13 |
| 3 | Artur GACHINSKI | RUS | 73.76 |
| 4 | Kevin VAN DER PERREN | BEL | 73.61 |
| 5 | Tomas VERNER | CZE | 72.91 |
| 6 | Samuel CONTESTI | ITA | 72.78 |
| 7 | Brian JOUBERT | FRA | 70.44 |
| 8 | Kristoffer BERNTSSON | SWE | 66.62 |
| 9 | Peter LIEBERS | GER | 64.53 |
| 10 | Alban PREAUBERT | FRA | 63.77 |
| 11 | Javier FERNANDEZ | ESP | 60.48 |
| 12 | Paolo BACCHINI | ITA | 59.39 |
| 13 | Jorik HENDRICKX | BEL | 59.14 |
| 14 | Konstantin MENSHOV | RUS | 58.82 |
| 15 | Adrian SCHULTHEISS | SWE | 58.36 |
| 16 | Laurent ALVAREZ | SUI | 56.64 |
| 17 | Viktor PFEIFER | AUT | 55.70 |
| 18 | Maxim SHIPOV | ISR | 53.99 |
| 19 | Anton KOVALEVSKI | UKR | 53.47 |
| 20 | Kim LUCINE | MON | 52.56 |
| 21 | Javier RAYA | ESP | 51.98 |
| 22 | Denis WIECZOREK | GER | 50.62 |
| 23 | Zoltan KELEMEN | ROU | 50.38 |
| 24 | Stephane WALKER | SUI | 49.74 |
| 25 | Maciej CIEPLUCHA | POL | 49.33 |
| 26 | Moris PFEIFHOFER | SUI | 46.93 |
| 27 | Ali DEMIRBOGA | TUR | 42.09 |
| 28 | Justus STRID | DEN | 41.84 |

Printed: 1/27/2011 6:11:39PM

Official ISU Sponsors



ISU European Figure Skating Championships 2011

MEN SHORT PROGRAM JUDGES DETAILS PER SKATER

| Rank | Name | Nation | Starting Number | Total Segment Score | Total Element Score | Total Program Component Score (factored) | Total Deductions |
|------|----------------|--------|-----------------|---------------------|---------------------|--|------------------|
| 1 | Florent AMODIO | FRA | 27 | 78.11 | 40.75 | 37.36 | 0.00 |

| # | Executed Elements | Info | Base Value | GOE | The Judges Panel (in random order) | | | | | | | | Ref | Scores of Panel | |
|---|-------------------|------|--------------|-------|------------------------------------|----|----|----|----|----|----|----|-----|-----------------|-------|
| 1 | 3A | | 8.50 | 1.43 | 1 | 1 | 2 | 2 | 2 | 2 | 1 | 0 | 1 | | 9.93 |
| 2 | 3Lz+3T | | 10.10 | 1.00 | 1 | 2 | 1 | 2 | 2 | 1 | 1 | 2 | 1 | | 11.10 |
| 3 | 3F | e | 5.30 | -0.70 | 0 | -1 | -1 | -1 | -1 | -1 | -1 | -1 | -1 | | 4.60 |
| 4 | FCSp3 | | 2.80 | 0.21 | 1 | 0 | 1 | 1 | 0 | 0 | 0 | 0 | 1 | | 3.01 |
| 5 | CiSt3 | | 3.30 | 1.14 | 3 | 3 | 3 | 2 | 2 | 2 | 2 | 2 | 2 | | 4.44 |
| 6 | CCoSp4 | | 3.50 | 0.71 | 2 | 2 | 2 | 1 | 1 | 2 | 1 | 0 | 1 | | 4.21 |
| 7 | CSSp3 | | 2.60 | 0.86 | 2 | 2 | 2 | 2 | 1 | 1 | 2 | 1 | 2 | | 3.46 |
| | | | 36.10 | | | | | | | | | | | 40.75 | |

| Program Components | | Factor | | | | | | | | | | | |
|--|--|--------|------|------|------|------|------|------|------|------|------|--|--------------|
| Skating Skills | | 1.00 | 7.25 | 7.00 | 7.50 | 8.00 | 7.00 | 7.25 | 7.50 | 7.25 | 7.50 | | 7.32 |
| Transition / Linking Footwork | | 1.00 | 7.00 | 6.50 | 7.50 | 7.75 | 6.50 | 6.75 | 6.75 | 7.25 | 7.50 | | 7.04 |
| Performance / Execution | | 1.00 | 7.50 | 7.25 | 7.75 | 8.00 | 7.50 | 7.25 | 7.50 | 7.75 | 8.00 | | 7.61 |
| Choreography / Composition | | 1.00 | 7.50 | 7.50 | 7.75 | 8.00 | 7.75 | 7.50 | 7.25 | 7.50 | 8.50 | | 7.64 |
| Interpretation | | 1.00 | 7.75 | 7.50 | 7.75 | 8.00 | 7.25 | 8.00 | 7.50 | 7.75 | 8.50 | | 7.75 |
| Judges Total Program Component Score (factored) | | | | | | | | | | | | | 37.36 |
| Deductions: | | | | | | | | | | | | | 0.00 |

e Jump take off with wrong edge

| Rank | Name | Nation | Starting Number | Total Segment Score | Total Element Score | Total Program Component Score (factored) | Total Deductions |
|------|----------------|--------|-----------------|---------------------|---------------------|--|------------------|
| 2 | Michal BREZINA | CZE | 23 | 76.13 | 39.64 | 36.49 | 0.00 |

| # | Executed Elements | Info | Base Value | GOE | The Judges Panel (in random order) | | | | | | | | Ref | Scores of Panel | |
|---|-------------------|------|--------------|------|------------------------------------|---|---|---|---|---|----|---|-----|-----------------|------|
| 1 | 3A | | 8.50 | 0.86 | 0 | 1 | 1 | 0 | 1 | 1 | 1 | 1 | 1 | | 9.36 |
| 2 | 3F+3T | | 9.40 | 0.30 | 0 | 0 | 1 | 0 | 0 | 1 | 1 | 0 | 1 | | 9.70 |
| 3 | 3Lz | | 6.00 | 0.50 | 1 | 0 | 2 | 1 | 0 | 1 | 0 | 1 | 1 | | 6.50 |
| 4 | FSSp4 | | 3.00 | 0.50 | 1 | 1 | 1 | 1 | 1 | 1 | 0 | 1 | 1 | | 3.50 |
| 5 | CCSp4 | | 3.20 | 0.43 | 0 | 1 | 1 | 1 | 1 | 1 | 0 | 1 | 1 | | 3.63 |
| 6 | SiSt3 | | 3.30 | 0.79 | 1 | 1 | 2 | 2 | 2 | 2 | -1 | 1 | 2 | | 4.09 |
| 7 | CCoSp2 | | 2.50 | 0.36 | 0 | 1 | 0 | 1 | 1 | 1 | 0 | 1 | 1 | | 2.86 |
| | | | 35.90 | | | | | | | | | | | 39.64 | |

| Program Components | | Factor | | | | | | | | | | | |
|--|--|--------|------|------|------|------|------|------|------|------|------|--|--------------|
| Skating Skills | | 1.00 | 7.50 | 7.75 | 7.50 | 7.25 | 7.25 | 7.50 | 5.75 | 7.25 | 7.25 | | 7.36 |
| Transition / Linking Footwork | | 1.00 | 6.75 | 7.50 | 7.25 | 7.00 | 7.00 | 7.25 | 5.50 | 6.75 | 6.75 | | 6.96 |
| Performance / Execution | | 1.00 | 7.50 | 7.75 | 7.50 | 7.50 | 7.25 | 7.50 | 6.00 | 7.25 | 7.25 | | 7.39 |
| Choreography / Composition | | 1.00 | 7.75 | 8.00 | 7.25 | 7.25 | 7.25 | 7.75 | 6.00 | 7.00 | 7.50 | | 7.39 |
| Interpretation | | 1.00 | 7.50 | 8.00 | 7.50 | 7.50 | 7.25 | 7.75 | 5.75 | 7.00 | 7.25 | | 7.39 |
| Judges Total Program Component Score (factored) | | | | | | | | | | | | | 36.49 |
| Deductions: | | | | | | | | | | | | | 0.00 |

| Rank | Name | Nation | Starting Number | Total Segment Score | Total Element Score | Total Program Component Score (factored) | Total Deductions |
|------|-----------------|--------|-----------------|---------------------|---------------------|--|------------------|
| 3 | Artur GACHINSKI | RUS | 22 | 73.76 | 39.00 | 34.76 | 0.00 |

| # | Executed Elements | Info | Base Value | GOE | The Judges Panel (in random order) | | | | | | | | Ref | Scores of Panel | |
|---|-------------------|------|--------------|-------|------------------------------------|----|----|---|----|---|---|---|-----|-----------------|-------|
| 1 | 4T+3T | | 14.40 | 1.29 | 2 | 1 | 1 | 2 | 1 | 2 | 1 | 1 | 1 | | 15.69 |
| 2 | 3A | | 8.50 | -0.43 | 1 | -1 | -1 | 0 | -1 | 0 | 0 | 0 | -1 | | 8.07 |
| 3 | 3Lo | | 5.10 | -0.10 | -1 | -2 | 0 | 0 | 0 | 1 | 0 | 1 | -1 | | 5.00 |
| 4 | CSSp | | 0.00 | 0.00 | - | - | - | - | - | - | - | - | - | | 0.00 |
| 5 | CiSt3 | | 3.30 | 0.57 | 2 | 1 | 2 | 1 | 1 | 1 | 1 | 1 | 1 | | 3.87 |
| 6 | FCSp3 | | 2.80 | 0.21 | 0 | 0 | 1 | 0 | 0 | 1 | 0 | 1 | 1 | | 3.01 |
| 7 | CCoSp3 | | 3.00 | 0.36 | 0 | 1 | 1 | 0 | 0 | 1 | 1 | 1 | 1 | | 3.36 |
| | | | 37.10 | | | | | | | | | | | 39.00 | |

| Program Components | | Factor | | | | | | | | | | | |
|--|--|--------|------|------|------|------|------|------|------|------|------|--|--------------|
| Skating Skills | | 1.00 | 7.00 | 7.50 | 7.50 | 7.25 | 7.00 | 7.25 | 7.00 | 7.00 | 7.00 | | 7.14 |
| Transition / Linking Footwork | | 1.00 | 6.00 | 6.50 | 7.25 | 6.75 | 6.25 | 6.50 | 6.00 | 6.50 | 6.50 | | 6.43 |
| Performance / Execution | | 1.00 | 7.75 | 6.75 | 7.75 | 7.00 | 6.50 | 7.00 | 6.75 | 7.25 | 7.25 | | 7.11 |
| Choreography / Composition | | 1.00 | 7.50 | 7.00 | 8.00 | 7.25 | 6.75 | 7.25 | 6.75 | 6.75 | 6.75 | | 7.04 |
| Interpretation | | 1.00 | 7.25 | 6.75 | 8.25 | 7.25 | 7.00 | 7.00 | 6.75 | 7.00 | 7.00 | | 7.04 |
| Judges Total Program Component Score (factored) | | | | | | | | | | | | | 34.76 |
| Deductions: | | | | | | | | | | | | | 0.00 |

ISU European Figure Skating Championships 2011

MEN SHORT PROGRAM JUDGES DETAILS PER SKATER

| Rank | Name | Nation | Starting Number | Total Segment Score | Total Element Score | Total Program Component Score (factored) | Total Deductions |
|------|----------------------|--------|-----------------|---------------------|---------------------|--|------------------|
| 4 | Kevin VAN DER PERREN | BEL | 20 | 73.61 | 39.65 | 33.96 | 0.00 |

| # | Executed Elements | Info | Base Value | GOE | The Judges Panel (in random order) | | | | | | | | Ref | Scores of Panel | |
|---|-------------------|------|--------------|-------|------------------------------------|----|----|---|----|----|----|----|-----|-----------------|-------|
| 1 | 4T+3T | | 14.40 | 1.29 | 1 | 2 | 1 | 1 | 2 | 1 | 2 | 1 | 1 | | 15.69 |
| 2 | 3A | | 8.50 | 0.14 | 0 | 0 | 0 | 0 | 0 | 0 | 1 | 0 | 1 | | 8.64 |
| 3 | 3S | | 4.20 | 0.70 | 1 | 2 | 0 | 1 | 1 | 2 | 1 | 1 | 0 | | 4.90 |
| 4 | FSSp4 | | 3.00 | 0.50 | 1 | 1 | 1 | 1 | 0 | 1 | 1 | 1 | 1 | | 3.50 |
| 5 | CCoSp1 | | 2.00 | -0.21 | -1 | -1 | -1 | 0 | -1 | 0 | -1 | -1 | 0 | | 1.79 |
| 6 | SIS2 | | 2.30 | 0.29 | 1 | 1 | 0 | 0 | 1 | 1 | 0 | 0 | 1 | | 2.59 |
| 7 | CCSp3 | | 2.80 | -0.26 | -1 | -2 | -1 | 0 | -1 | -1 | -2 | 0 | 0 | | 2.54 |
| | | | 37.20 | | | | | | | | | | | 39.65 | |

| Program Components | | Factor | | | | | | | | | | | |
|--|--|--------|------|------|------|------|------|------|------|------|------|--|--------------|
| Skating Skills | | 1.00 | 6.75 | 7.00 | 6.75 | 7.00 | 7.25 | 8.00 | 5.75 | 7.00 | 6.50 | | 6.89 |
| Transition / Linking Footwork | | 1.00 | 6.50 | 6.00 | 6.00 | 6.75 | 7.00 | 7.00 | 5.75 | 6.75 | 6.00 | | 6.43 |
| Performance / Execution | | 1.00 | 6.75 | 6.75 | 6.50 | 7.00 | 7.25 | 8.00 | 6.00 | 8.00 | 6.50 | | 6.96 |
| Choreography / Composition | | 1.00 | 6.75 | 6.50 | 6.50 | 7.00 | 7.00 | 7.75 | 6.00 | 7.50 | 6.50 | | 6.82 |
| Interpretation | | 1.00 | 6.75 | 6.50 | 6.25 | 7.00 | 7.25 | 8.00 | 5.75 | 7.75 | 6.50 | | 6.86 |
| Judges Total Program Component Score (factored) | | | | | | | | | | | | | 33.96 |
| Deductions: | | | | | | | | | | | | | 0.00 |

| Rank | Name | Nation | Starting Number | Total Segment Score | Total Element Score | Total Program Component Score (factored) | Total Deductions |
|------|--------------|--------|-----------------|---------------------|---------------------|--|------------------|
| 5 | Tomas VERNER | CZE | 21 | 72.91 | 36.38 | 37.53 | -1.00 |

| # | Executed Elements | Info | Base Value | GOE | The Judges Panel (in random order) | | | | | | | | Ref | Scores of Panel | |
|---|-------------------|------|--------------|-------|------------------------------------|----|----|----|----|----|----|----|-----|-----------------|-------|
| 1 | 3Lz+3T | | 10.10 | 0.50 | 1 | 1 | -1 | 0 | 0 | 1 | 1 | 1 | 1 | | 10.60 |
| 2 | 3A | | 8.50 | -3.00 | -3 | -3 | -3 | -3 | -3 | -3 | -3 | -3 | -3 | | 5.50 |
| 3 | 3F | | 5.30 | 0.80 | 2 | 1 | 1 | 1 | 1 | 1 | 1 | 2 | 1 | | 6.10 |
| 4 | FCSp2 | | 2.30 | 0.29 | 1 | 1 | 0 | 0 | 1 | 1 | 0 | 1 | 0 | | 2.59 |
| 5 | SIS3 | | 3.30 | 0.86 | 2 | 2 | 1 | 2 | 1 | 1 | 2 | 2 | 2 | | 4.16 |
| 6 | CCoSp4 | | 3.50 | 0.36 | 1 | 1 | 1 | 1 | 0 | 0 | 0 | 2 | 1 | | 3.86 |
| 7 | CSSp4 | | 3.00 | 0.57 | 2 | 1 | 1 | 1 | 1 | 1 | 1 | 1 | 2 | | 3.57 |
| | | | 36.00 | | | | | | | | | | | 36.38 | |

| Program Components | | Factor | | | | | | | | | | | |
|--|--|--------------|------|------|------|------|------|------|------|------|------|--|--------------|
| Skating Skills | | 1.00 | 8.25 | 7.75 | 7.00 | 7.25 | 7.50 | 7.50 | 7.00 | 7.75 | 7.50 | | 7.46 |
| Transition / Linking Footwork | | 1.00 | 7.25 | 7.50 | 6.75 | 7.25 | 7.00 | 6.75 | 7.25 | 7.50 | 7.00 | | 7.14 |
| Performance / Execution | | 1.00 | 7.50 | 7.75 | 7.00 | 7.50 | 7.50 | 7.25 | 7.75 | 7.75 | 7.50 | | 7.54 |
| Choreography / Composition | | 1.00 | 8.50 | 7.75 | 7.50 | 7.50 | 7.25 | 7.50 | 8.00 | 7.75 | 7.50 | | 7.64 |
| Interpretation | | 1.00 | 8.25 | 8.00 | 7.75 | 7.50 | 7.50 | 7.50 | 7.75 | 7.75 | 8.00 | | 7.75 |
| Judges Total Program Component Score (factored) | | | | | | | | | | | | | 37.53 |
| Deductions: | | Falls: -1.00 | | | | | | | | | | | -1.00 |

| Rank | Name | Nation | Starting Number | Total Segment Score | Total Element Score | Total Program Component Score (factored) | Total Deductions |
|------|-----------------|--------|-----------------|---------------------|---------------------|--|------------------|
| 6 | Samuel CONTESTI | ITA | 24 | 72.78 | 36.57 | 36.21 | 0.00 |

| # | Executed Elements | Info | Base Value | GOE | The Judges Panel (in random order) | | | | | | | | Ref | Scores of Panel | |
|---|-------------------|------|--------------|-------|------------------------------------|----|----|----|----|----|----|----|-----|-----------------|------|
| 1 | 3Lz+3T | | 10.10 | -0.70 | -1 | -1 | -1 | -1 | -1 | -1 | -1 | -1 | -1 | | 9.40 |
| 2 | 3A | | 8.50 | 0.29 | 0 | 0 | 1 | 1 | -1 | 0 | 1 | 0 | 0 | | 8.79 |
| 3 | 3F | | 5.30 | 0.60 | 1 | 1 | 2 | 1 | 1 | 1 | 1 | 0 | 0 | | 5.90 |
| 4 | FSSp4 | | 3.00 | 0.00 | 0 | 0 | 0 | 0 | 0 | 0 | 0 | 0 | 0 | | 3.00 |
| 5 | SIS3 | | 3.30 | 0.71 | 1 | 2 | 2 | 0 | 1 | 1 | 3 | 1 | 2 | | 4.01 |
| 6 | CCSp3 | | 2.80 | 0.21 | 1 | 1 | 1 | 0 | 1 | 0 | 0 | 0 | 0 | | 3.01 |
| 7 | CCoSp2 | | 2.50 | -0.04 | 0 | 0 | 0 | -2 | 0 | 0 | -1 | 0 | 0 | | 2.46 |
| | | | 35.50 | | | | | | | | | | | 36.57 | |

| Program Components | | Factor | | | | | | | | | | | |
|--|--|--------|------|------|------|------|------|------|------|------|------|--|--------------|
| Skating Skills | | 1.00 | 7.00 | 6.75 | 8.00 | 6.75 | 7.25 | 6.75 | 7.00 | 7.00 | 6.75 | | 6.93 |
| Transition / Linking Footwork | | 1.00 | 6.75 | 6.50 | 7.50 | 6.50 | 7.00 | 6.50 | 7.25 | 7.00 | 6.75 | | 6.82 |
| Performance / Execution | | 1.00 | 7.25 | 7.50 | 8.00 | 6.75 | 7.50 | 7.00 | 9.00 | 7.00 | 7.25 | | 7.36 |
| Choreography / Composition | | 1.00 | 7.00 | 7.75 | 8.25 | 6.75 | 7.25 | 6.75 | 8.50 | 7.25 | 7.50 | | 7.39 |
| Interpretation | | 1.00 | 7.00 | 8.00 | 8.75 | 7.00 | 7.50 | 7.00 | 8.75 | 7.75 | 8.00 | | 7.71 |
| Judges Total Program Component Score (factored) | | | | | | | | | | | | | 36.21 |
| Deductions: | | | | | | | | | | | | | 0.00 |

ISU European Figure Skating Championships 2011

MEN SHORT PROGRAM JUDGES DETAILS PER SKATER

| Rank | Name | Nation | Starting Number | Total Segment Score | Total Element Score | Total Program Component Score (factored) | Total Deductions |
|------|---------------|--------|-----------------|---------------------|---------------------|--|------------------|
| 7 | Brian JOUBERT | FRA | 17 | 70.44 | 34.90 | 36.54 | -1.00 |

| # | Executed Elements | Info | Base Value | GOE | The Judges Panel (in random order) | | | | | | | | Ref | Scores of Panel | |
|---|-------------------|------|--------------|-------|------------------------------------|----|----|----|----|----|----|----|-----|-----------------|-------|
| 1 | 4T+2T | | 11.70 | -1.29 | -1 | -1 | -2 | -1 | -3 | -1 | -1 | -2 | -1 | | 10.41 |
| 2 | 3A | | 8.50 | -0.14 | -1 | 0 | -1 | 0 | 0 | 0 | 0 | 0 | 0 | | 8.36 |
| 3 | FUSp3 | | 2.40 | 0.14 | 0 | 0 | 1 | 1 | 1 | 0 | 0 | 0 | 0 | | 2.54 |
| 4 | 3Lz | | 6.00 | -2.10 | -3 | -3 | -3 | -3 | -3 | -3 | -3 | -3 | -3 | | 3.90 |
| 5 | CCoSp1 | | 2.00 | 0.50 | 1 | 0 | 2 | 1 | 1 | 1 | 1 | 1 | 1 | | 2.50 |
| 6 | CiSt3 | | 3.30 | 0.79 | 1 | 1 | 2 | 2 | 2 | 2 | 1 | 2 | 1 | | 4.09 |
| 7 | CSSp3 | | 2.60 | 0.50 | 0 | 0 | 2 | 2 | 1 | 1 | 1 | 1 | 1 | | 3.10 |
| | | | 36.50 | | | | | | | | | | | 34.90 | |

Program Components

| | Factor | | | | | | | | | | | | | |
|--|--------|------|------|------|------|------|------|------|------|------|--|--|--------------|------|
| Skating Skills | 1.00 | 6.75 | 7.25 | 6.75 | 7.50 | 8.00 | 7.50 | 7.25 | 8.00 | 7.75 | | | | 7.43 |
| Transition / Linking Footwork | 1.00 | 5.75 | 6.50 | 6.50 | 7.00 | 7.25 | 6.75 | 6.75 | 7.50 | 7.25 | | | | 6.86 |
| Performance / Execution | 1.00 | 6.00 | 7.25 | 6.75 | 7.75 | 7.75 | 7.50 | 7.00 | 7.75 | 7.25 | | | | 7.32 |
| Choreography / Composition | 1.00 | 6.50 | 7.00 | 7.00 | 7.50 | 8.00 | 7.75 | 7.00 | 8.25 | 7.50 | | | | 7.39 |
| Interpretation | 1.00 | 6.50 | 7.25 | 7.25 | 7.75 | 8.00 | 7.75 | 7.25 | 8.00 | 7.50 | | | | 7.54 |
| Judges Total Program Component Score (factored) | | | | | | | | | | | | | 36.54 | |

Deductions: Falls: -1.00 -1.00

| Rank | Name | Nation | Starting Number | Total Segment Score | Total Element Score | Total Program Component Score (factored) | Total Deductions |
|------|----------------------|--------|-----------------|---------------------|---------------------|--|------------------|
| 8 | Kristoffer BERNTSSON | SWE | 18 | 66.62 | 33.05 | 33.57 | 0.00 |

| # | Executed Elements | Info | Base Value | GOE | The Judges Panel (in random order) | | | | | | | | Ref | Scores of Panel | |
|---|-------------------|------|--------------|-------|------------------------------------|----|----|----|----|----|----|----|-----|-----------------|------|
| 1 | 3A | | 8.50 | -2.57 | -2 | -2 | -2 | -3 | -2 | -3 | -3 | -3 | -3 | | 5.93 |
| 2 | 3Lz+3T< | < | 8.90 | -1.10 | -1 | -1 | -2 | -1 | -2 | -2 | -2 | -1 | -2 | | 7.80 |
| 3 | CCSp3 | | 2.80 | 0.00 | 0 | 0 | 0 | 0 | 0 | 0 | 0 | 0 | 0 | | 2.80 |
| 4 | 3Lo | | 5.10 | 0.20 | 0 | 1 | 0 | 0 | 1 | 1 | 0 | 0 | 0 | | 5.30 |
| 5 | FSSp4 | | 3.00 | 0.21 | 0 | 1 | 0 | 1 | 1 | -1 | 0 | 0 | 1 | | 3.21 |
| 6 | SISp3 | | 3.30 | 0.64 | 2 | 1 | 1 | 1 | 2 | 2 | 1 | 0 | 1 | | 3.94 |
| 7 | CCoSp4 | | 3.50 | 0.57 | 1 | 1 | 2 | 1 | 1 | 1 | 1 | 1 | 2 | | 4.07 |
| | | | 35.10 | | | | | | | | | | | 33.05 | |

Program Components

| | Factor | | | | | | | | | | | | | |
|--|--------|------|------|------|------|------|------|------|------|------|------|--|--------------|------|
| Skating Skills | 1.00 | 7.00 | 7.00 | 6.00 | 6.75 | 6.00 | 6.50 | 6.25 | 6.25 | 6.25 | 6.50 | | | 6.46 |
| Transition / Linking Footwork | 1.00 | 6.50 | 6.50 | 5.75 | 6.50 | 6.75 | 6.50 | 6.25 | 6.00 | 6.25 | | | | 6.36 |
| Performance / Execution | 1.00 | 7.25 | 6.50 | 6.00 | 7.00 | 8.50 | 7.00 | 6.50 | 6.25 | 6.75 | | | | 6.75 |
| Choreography / Composition | 1.00 | 7.50 | 7.00 | 6.25 | 7.00 | 8.00 | 7.25 | 7.00 | 6.25 | 6.75 | | | | 6.96 |
| Interpretation | 1.00 | 7.50 | 7.00 | 6.75 | 7.00 | 8.00 | 7.25 | 7.00 | 6.50 | 6.75 | | | | 7.04 |
| Judges Total Program Component Score (factored) | | | | | | | | | | | | | 33.57 | |

Deductions: 0.00

< Under-rotated jump

| Rank | Name | Nation | Starting Number | Total Segment Score | Total Element Score | Total Program Component Score (factored) | Total Deductions |
|------|---------------|--------|-----------------|---------------------|---------------------|--|------------------|
| 9 | Peter LIEBERS | GER | 16 | 64.53 | 35.31 | 29.22 | 0.00 |

| # | Executed Elements | Info | Base Value | GOE | The Judges Panel (in random order) | | | | | | | | Ref | Scores of Panel | |
|---|-------------------|------|--------------|-------|------------------------------------|----|----|----|----|----|----|----|-----|-----------------|------|
| 1 | 3F+3T | e | 9.40 | -0.80 | -2 | -2 | -1 | -1 | -1 | -1 | -1 | 1 | -1 | | 8.60 |
| 2 | 3A | | 8.50 | 0.43 | 0 | 1 | 1 | 0 | 1 | 0 | 1 | 0 | 0 | | 8.93 |
| 3 | FCSp2 | | 2.30 | -0.04 | 0 | -1 | 0 | 0 | 0 | 0 | 0 | -1 | 0 | | 2.26 |
| 4 | CSSp4 | | 3.00 | 0.36 | 1 | 1 | 0 | 0 | 1 | 1 | 1 | 1 | 0 | | 3.36 |
| 5 | 3Lz | | 6.00 | -0.50 | -1 | -1 | -1 | -1 | 0 | 0 | -2 | -1 | 0 | | 5.50 |
| 6 | CiSt3 | | 3.30 | 0.29 | -1 | 1 | 0 | 0 | 1 | 1 | 1 | 1 | 0 | | 3.59 |
| 7 | CCoSp3 | | 3.00 | 0.07 | -1 | 0 | 0 | 0 | 1 | 1 | 0 | 0 | 0 | | 3.07 |
| | | | 35.50 | | | | | | | | | | | 35.31 | |

Program Components

| | Factor | | | | | | | | | | | | | |
|--|--------|------|------|------|------|------|------|------|------|------|------|--|--------------|------|
| Skating Skills | 1.00 | 5.50 | 5.75 | 5.75 | 5.75 | 6.25 | 6.25 | 6.25 | 6.25 | 6.25 | 6.25 | | | 6.04 |
| Transition / Linking Footwork | 1.00 | 5.75 | 5.25 | 5.25 | 5.50 | 6.75 | 5.50 | 5.75 | 5.25 | 5.75 | | | | 5.54 |
| Performance / Execution | 1.00 | 5.50 | 5.75 | 5.50 | 5.50 | 6.50 | 6.00 | 6.00 | 6.50 | 6.00 | | | | 5.89 |
| Choreography / Composition | 1.00 | 5.75 | 5.50 | 5.50 | 5.50 | 7.00 | 6.00 | 6.00 | 6.75 | 6.00 | | | | 5.93 |
| Interpretation | 1.00 | 5.25 | 5.50 | 5.50 | 5.50 | 6.75 | 6.25 | 6.00 | 6.00 | 6.00 | | | | 5.82 |
| Judges Total Program Component Score (factored) | | | | | | | | | | | | | 29.22 | |

Deductions: 0.00

e Jump take off with wrong edge

ISU European Figure Skating Championships 2011

MEN SHORT PROGRAM JUDGES DETAILS PER SKATER

| Rank | Name | Nation | Starting Number | Total Segment Score | Total Element Score | Total Program Component Score (factored) | Total Deductions |
|------|-----------------|--------|-----------------|---------------------|---------------------|--|------------------|
| 10 | Alban PREAUBERT | FRA | 26 | 63.77 | 32.33 | 32.44 | -1.00 |

| # | Executed Elements | Info | Base Value | GOE | The Judges Panel (in random order) | | | | | | | | | Ref | Scores of Panel |
|---|-------------------|------|--------------|-------|------------------------------------|----|----|----|----|----|----|----|----|-----|-----------------|
| 1 | 3F+3T | | 9.40 | 0.70 | 1 | 1 | 1 | 1 | 0 | 1 | 1 | 2 | 1 | | 10.10 |
| 2 | 3A | | 8.50 | 0.00 | 0 | 0 | 0 | 0 | 0 | 1 | 0 | 0 | 0 | | 8.50 |
| 3 | CSSp3 | | 2.60 | 0.36 | 1 | 0 | 1 | 0 | 1 | 1 | 0 | 1 | 1 | | 2.96 |
| 4 | 3Lo | | 5.10 | -2.10 | -3 | -3 | -3 | -3 | -3 | -3 | -3 | -3 | -3 | | 3.00 |
| 5 | CCoSp2 | | 2.50 | 0.43 | 1 | 1 | 1 | 1 | 1 | 0 | 0 | 1 | 1 | | 2.93 |
| 6 | CiSt2 | | 2.30 | 0.14 | 1 | 0 | 1 | 0 | 1 | 0 | 0 | 0 | 0 | | 2.44 |
| 7 | FUSp3 | | 2.40 | 0.00 | 0 | 0 | 0 | 1 | 0 | 0 | 0 | 0 | 0 | | 2.40 |
| | | | 32.80 | | | | | | | | | | | | 32.33 |

Program Components

| Program Components | Factor | | | | | | | | | | | | | |
|-------------------------------|--------|------|------|------|------|------|------|------|------|------|--|--|--|------|
| Skating Skills | 1.00 | 6.75 | 6.50 | 6.75 | 7.00 | 6.50 | 5.75 | 6.25 | 6.25 | 6.50 | | | | 6.50 |
| Transition / Linking Footwork | 1.00 | 6.50 | 6.50 | 6.50 | 6.75 | 6.50 | 5.50 | 6.00 | 5.75 | 6.25 | | | | 6.29 |
| Performance / Execution | 1.00 | 6.75 | 6.00 | 6.75 | 7.00 | 7.00 | 5.75 | 6.00 | 6.00 | 6.50 | | | | 6.43 |
| Choreography / Composition | 1.00 | 7.00 | 6.50 | 7.00 | 7.25 | 7.25 | 5.75 | 6.25 | 6.25 | 6.50 | | | | 6.68 |
| Interpretation | 1.00 | 7.25 | 6.00 | 7.00 | 6.75 | 7.25 | 5.50 | 6.50 | 5.75 | 6.50 | | | | 6.54 |

Judges Total Program Component Score (factored) **32.44**

Deductions: Falls: -1.00 **-1.00**

| Rank | Name | Nation | Starting Number | Total Segment Score | Total Element Score | Total Program Component Score (factored) | Total Deductions |
|------|------------------|--------|-----------------|---------------------|---------------------|--|------------------|
| 11 | Javier FERNANDEZ | ESP | 19 | 60.48 | 32.00 | 31.48 | -3.00 |

| # | Executed Elements | Info | Base Value | GOE | The Judges Panel (in random order) | | | | | | | | | Ref | Scores of Panel |
|---|-------------------|------|--------------|-------|------------------------------------|----|----|----|----|----|----|----|----|-----|-----------------|
| 1 | 3A | | 8.50 | 0.86 | 1 | 2 | 0 | 1 | 1 | 0 | 1 | 1 | 1 | | 9.36 |
| 2 | 3F+3T | | 9.40 | -1.10 | -2 | -1 | -2 | -1 | -2 | -2 | -2 | -1 | -1 | | 8.30 |
| 3 | 3Lz | | 6.00 | -0.70 | -1 | -1 | -1 | -1 | -1 | -1 | -1 | -1 | -1 | | 5.30 |
| 4 | FSSp4 | | 3.00 | 0.17 | 0 | -1 | 1 | 0 | 1 | 1 | 1 | -1 | 0 | | 3.17 |
| 5 | CCoSp2 | | 2.50 | 0.21 | 0 | 1 | 0 | 0 | 0 | 2 | 0 | 1 | 1 | | 2.71 |
| 6 | CiSt3 | | 3.30 | -2.10 | -3 | -3 | -3 | -3 | -3 | -3 | -3 | -3 | -3 | | 1.20 |
| 7 | CCSp1 | | 2.00 | -0.04 | 0 | 1 | 0 | -2 | 0 | 0 | 0 | -1 | 0 | | 1.96 |
| | | | 34.70 | | | | | | | | | | | | 32.00 |

Program Components

| Program Components | Factor | | | | | | | | | | | | | |
|-------------------------------|--------|------|------|------|------|------|------|------|------|------|--|--|--|------|
| Skating Skills | 1.00 | 5.75 | 7.00 | 6.00 | 5.25 | 6.50 | 6.25 | 6.00 | 6.25 | 6.00 | | | | 6.11 |
| Transition / Linking Footwork | 1.00 | 5.75 | 6.25 | 5.75 | 4.75 | 6.50 | 6.00 | 5.75 | 6.00 | 6.00 | | | | 5.93 |
| Performance / Execution | 1.00 | 6.25 | 6.00 | 6.25 | 6.00 | 6.75 | 6.50 | 6.50 | 6.25 | 6.25 | | | | 6.29 |
| Choreography / Composition | 1.00 | 6.50 | 6.75 | 6.25 | 6.50 | 7.00 | 6.50 | 7.00 | 6.75 | 6.25 | | | | 6.61 |
| Interpretation | 1.00 | 6.75 | 6.25 | 6.00 | 6.00 | 6.75 | 7.00 | 7.00 | 6.50 | 6.50 | | | | 6.54 |

Judges Total Program Component Score (factored) **31.48**

Deductions: Time violation: -1.00 Falls: -2.00 **-3.00**

| Rank | Name | Nation | Starting Number | Total Segment Score | Total Element Score | Total Program Component Score (factored) | Total Deductions |
|------|----------------|--------|-----------------|---------------------|---------------------|--|------------------|
| 12 | Paolo BACCHINI | ITA | 15 | 59.39 | 30.92 | 29.47 | -1.00 |

| # | Executed Elements | Info | Base Value | GOE | The Judges Panel (in random order) | | | | | | | | | Ref | Scores of Panel |
|---|-------------------|------|--------------|-------|------------------------------------|----|----|----|----|----|----|----|----|-----|-----------------|
| 1 | 3A< | < | 6.00 | -3.00 | -3 | -3 | -3 | -3 | -3 | -3 | -3 | -3 | -3 | | 3.00 |
| 2 | 3Lz+3T | | 10.10 | -0.40 | -1 | 0 | 0 | -1 | 0 | -1 | 0 | -1 | -1 | | 9.70 |
| 3 | 3Lo | | 5.10 | -0.40 | -2 | 0 | 0 | 0 | 1 | -1 | -1 | -1 | -1 | | 4.70 |
| 4 | FCSp1 | | 1.90 | -0.04 | -1 | 0 | -1 | 0 | 0 | 0 | 0 | 0 | 0 | | 1.86 |
| 5 | CSSp4 | | 3.00 | 0.29 | 1 | 0 | 0 | 0 | 1 | 1 | 1 | 1 | 0 | | 3.29 |
| 6 | CiSt3 | | 3.30 | 0.57 | 1 | 1 | 2 | 1 | 1 | 2 | 1 | 1 | 1 | | 3.87 |
| 7 | CCoSp4 | | 3.50 | 1.00 | 2 | 1 | 2 | 2 | 2 | 3 | 2 | 2 | 2 | | 4.50 |
| | | | 32.90 | | | | | | | | | | | | 30.92 |

Program Components

| Program Components | Factor | | | | | | | | | | | | | |
|-------------------------------|--------|------|------|------|------|------|------|------|------|------|--|--|--|------|
| Skating Skills | 1.00 | 5.75 | 5.50 | 5.25 | 6.25 | 6.50 | 5.50 | 6.00 | 6.00 | 5.50 | | | | 5.79 |
| Transition / Linking Footwork | 1.00 | 5.75 | 5.50 | 4.50 | 5.50 | 5.75 | 5.00 | 5.25 | 5.50 | 5.25 | | | | 5.39 |
| Performance / Execution | 1.00 | 6.00 | 5.75 | 5.75 | 6.00 | 6.75 | 5.50 | 5.75 | 6.25 | 5.75 | | | | 5.89 |
| Choreography / Composition | 1.00 | 6.50 | 5.50 | 6.25 | 6.25 | 6.50 | 5.75 | 6.00 | 6.25 | 5.75 | | | | 6.11 |
| Interpretation | 1.00 | 6.75 | 6.00 | 6.25 | 6.50 | 6.75 | 6.25 | 5.75 | 6.25 | 6.00 | | | | 6.29 |

Judges Total Program Component Score (factored) **29.47**

Deductions: Falls: -1.00 **-1.00**

< Under-rotated jump

ISU European Figure Skating Championships 2011

MEN SHORT PROGRAM JUDGES DETAILS PER SKATER

| Rank | Name | Nation | Starting Number | Total Segment Score | Total Element Score | Total Program Component Score (factored) | Total Deductions |
|------|-----------------|--------|-----------------|---------------------|---------------------|--|------------------|
| 13 | Jorik HENDRICKX | BEL | 4 | 59.14 | 31.77 | 27.37 | 0.00 |

| # | Executed Elements | Info | Base Value | GOE | The Judges Panel (in random order) | | | | | | | | | Ref | Scores of Panel | | |
|---|-------------------|------|--------------|------|------------------------------------|---|---|---|---|---|---|---|---|-----|-----------------|---|------|
| 1 | 3Lz+2T | | 7.40 | 0.00 | 0 | 0 | 0 | 0 | 0 | 0 | 0 | 0 | 0 | 0 | 0 | 0 | 7.40 |
| 2 | 3Lo | | 5.10 | 0.40 | 1 | 0 | 0 | 0 | 1 | 0 | 1 | 1 | 1 | 1 | 1 | 1 | 5.50 |
| 3 | CSSp4 | | 3.00 | 0.50 | 1 | 1 | 1 | 1 | 2 | 0 | 1 | 1 | 1 | 1 | 1 | 1 | 3.50 |
| 4 | 2A | | 3.30 | 0.50 | 1 | 1 | 1 | 1 | 1 | 1 | 1 | 1 | 1 | 1 | 1 | 1 | 3.80 |
| 5 | CiSt3 | | 3.30 | 0.50 | 1 | 1 | 1 | 1 | 1 | 1 | 0 | 1 | 1 | 1 | 1 | 1 | 3.80 |
| 6 | CCoSp4 | | 3.50 | 0.50 | 0 | 2 | 1 | 1 | 1 | 1 | 1 | 1 | 2 | 0 | 0 | 0 | 4.00 |
| 7 | FCSp4 | | 3.20 | 0.57 | 1 | 2 | 1 | 1 | 1 | 1 | 1 | 1 | 2 | 1 | 1 | 1 | 3.77 |
| | | | 28.80 | | | | | | | | | | | | 31.77 | | |

Program Components

| | Factor | | | | | | | | | | | |
|--|--------|------|------|------|------|------|------|------|------|------|------|--------------|
| Skating Skills | 1.00 | 4.50 | 5.50 | 5.50 | 6.00 | 6.00 | 5.50 | 5.75 | 5.75 | 5.25 | 5.61 | |
| Transition / Linking Footwork | 1.00 | 3.75 | 5.00 | 5.25 | 5.50 | 5.25 | 5.25 | 5.25 | 5.00 | 4.75 | 5.11 | |
| Performance / Execution | 1.00 | 4.00 | 5.50 | 5.75 | 6.00 | 5.75 | 5.25 | 5.50 | 6.00 | 5.50 | 5.61 | |
| Choreography / Composition | 1.00 | 4.25 | 5.25 | 5.50 | 5.75 | 5.25 | 5.50 | 5.75 | 5.75 | 5.50 | 5.50 | |
| Interpretation | 1.00 | 4.25 | 5.75 | 5.50 | 5.75 | 5.50 | 5.25 | 5.75 | 6.00 | 5.25 | 5.54 | |
| Judges Total Program Component Score (factored) | | | | | | | | | | | | 27.37 |

Deductions:

0.00

| Rank | Name | Nation | Starting Number | Total Segment Score | Total Element Score | Total Program Component Score (factored) | Total Deductions |
|------|--------------------|--------|-----------------|---------------------|---------------------|--|------------------|
| 14 | Konstantin MENSHOV | RUS | 12 | 58.82 | 29.15 | 29.67 | 0.00 |

| # | Executed Elements | Info | Base Value | GOE | The Judges Panel (in random order) | | | | | | | | | Ref | Scores of Panel | |
|---|-------------------|------|--------------|-------|------------------------------------|----|----|----|----|----|----|----|----|-----|-----------------|------|
| 1 | 3A | | 8.50 | 1.29 | 2 | 1 | 1 | 1 | 1 | 1 | 2 | 1 | 2 | 2 | 2 | 9.79 |
| 2 | 3T+2T | | 5.50 | 0.00 | 0 | 0 | 0 | 0 | 0 | 0 | 0 | 0 | 0 | 0 | 0 | 5.50 |
| 3 | 2Lo | | 1.80 | -0.90 | -3 | -3 | -3 | -3 | -3 | -3 | -3 | -3 | -3 | -3 | -3 | 0.90 |
| 4 | FCSp3 | | 2.80 | 0.00 | 0 | 0 | 0 | 0 | 0 | 0 | -1 | 0 | 0 | 0 | 0 | 2.80 |
| 5 | SiSt3 | | 3.30 | 0.36 | 1 | 1 | 0 | 1 | 1 | 1 | 0 | 1 | 0 | 0 | 0 | 3.66 |
| 6 | CCoSp3 | | 3.00 | 0.50 | 1 | 1 | 1 | 1 | 1 | 1 | 0 | 1 | 1 | 1 | 1 | 3.50 |
| 7 | CSSp4 | | 3.00 | 0.00 | 0 | 0 | 0 | 0 | 1 | 0 | 0 | 0 | 0 | 0 | 0 | 3.00 |
| | | | 27.90 | | | | | | | | | | | | 29.15 | |

Program Components

| | Factor | | | | | | | | | | | |
|--|--------|------|------|------|------|------|------|------|------|------|------|--------------|
| Skating Skills | 1.00 | 6.75 | 6.00 | 5.50 | 6.00 | 5.75 | 6.75 | 5.00 | 6.25 | 6.25 | 6.07 | |
| Transition / Linking Footwork | 1.00 | 6.00 | 5.25 | 5.00 | 5.75 | 5.50 | 6.00 | 6.00 | 5.75 | 5.50 | 5.68 | |
| Performance / Execution | 1.00 | 6.50 | 5.75 | 5.50 | 6.25 | 5.75 | 6.25 | 5.50 | 6.00 | 5.75 | 5.89 | |
| Choreography / Composition | 1.00 | 6.75 | 6.00 | 5.25 | 6.00 | 5.50 | 6.25 | 6.00 | 6.00 | 6.00 | 5.96 | |
| Interpretation | 1.00 | 6.25 | 6.00 | 5.50 | 6.25 | 6.00 | 6.00 | 6.00 | 6.25 | 6.00 | 6.07 | |
| Judges Total Program Component Score (factored) | | | | | | | | | | | | 29.67 |

Deductions:

0.00

| Rank | Name | Nation | Starting Number | Total Segment Score | Total Element Score | Total Program Component Score (factored) | Total Deductions |
|------|--------------------|--------|-----------------|---------------------|---------------------|--|------------------|
| 15 | Adrian SCHULTHEISS | SWE | 28 | 58.36 | 28.07 | 31.29 | -1.00 |

| # | Executed Elements | Info | Base Value | GOE | The Judges Panel (in random order) | | | | | | | | | Ref | Scores of Panel | |
|---|-------------------|------|--------------|-------|------------------------------------|----|----|----|----|----|----|----|----|-----|-----------------|------|
| 1 | 4T<+COMBO | < | 7.20 | -3.00 | -3 | -3 | -3 | -3 | -3 | -3 | -3 | -3 | -3 | -3 | -3 | 4.20 |
| 2 | 3A | | 8.50 | -1.00 | -1 | -1 | -1 | -1 | 0 | -1 | -2 | -1 | -1 | -1 | -1 | 7.50 |
| 3 | FCSp2 | | 2.30 | 0.14 | 0 | 1 | 1 | 0 | -1 | 0 | 0 | 1 | 0 | 0 | 0 | 2.44 |
| 4 | CSSp4 | | 3.00 | 0.43 | 1 | 1 | 1 | 0 | 1 | 1 | 0 | 1 | 1 | 1 | 1 | 3.43 |
| 5 | 3F | | 5.30 | -0.10 | 0 | 0 | 0 | 0 | -1 | -1 | 0 | 0 | 0 | 0 | 0 | 5.20 |
| 6 | CCoSp3 | | 3.00 | 0.43 | 1 | 1 | 1 | 0 | 1 | 1 | 0 | 1 | 1 | 1 | 1 | 3.43 |
| 7 | CiSt1 | | 1.80 | 0.07 | 0 | 1 | 0 | 0 | 0 | 0 | 0 | 0 | 1 | 0 | 0 | 1.87 |
| | | | 31.10 | | | | | | | | | | | | 28.07 | |

Program Components

| | Factor | | | | | | | | | | | |
|--|--------|------|------|------|------|------|------|------|------|------|------|--------------|
| Skating Skills | 1.00 | 6.50 | 6.50 | 7.00 | 6.25 | 6.00 | 6.50 | 6.25 | 6.75 | 6.25 | 6.43 | |
| Transition / Linking Footwork | 1.00 | 6.00 | 6.25 | 6.00 | 6.00 | 5.75 | 6.25 | 6.00 | 6.75 | 5.50 | 6.04 | |
| Performance / Execution | 1.00 | 6.25 | 6.75 | 6.25 | 6.00 | 6.75 | 6.50 | 6.00 | 6.50 | 6.00 | 6.32 | |
| Choreography / Composition | 1.00 | 6.00 | 6.50 | 6.25 | 6.00 | 7.00 | 6.25 | 6.25 | 7.00 | 5.75 | 6.32 | |
| Interpretation | 1.00 | 6.25 | 6.75 | 6.00 | 5.75 | 6.00 | 6.25 | 6.25 | 6.75 | 5.75 | 6.18 | |
| Judges Total Program Component Score (factored) | | | | | | | | | | | | 31.29 |

Deductions:

Falls: -1.00

-1.00

< Under-rotated jump

ISU European Figure Skating Championships 2011

MEN SHORT PROGRAM JUDGES DETAILS PER SKATER

| Rank | Name | Nation | Starting Number | Total Segment Score | Total Element Score | Total Program Component Score (factored) | Total Deductions |
|------|-----------------|--------|-----------------|---------------------|---------------------|--|------------------|
| 16 | Laurent ALVAREZ | SUI | 10 | 56.64 | 31.89 | 24.75 | 0.00 |

| # | Executed Elements | Info | Base Value | GOE | The Judges Panel (in random order) | | | | | | | | Ref | Scores of Panel | |
|---|-------------------|------|--------------|-------|------------------------------------|----|----|----|----|----|----|----|-----|-----------------|------|
| 1 | 3A | | 8.50 | -1.29 | -1 | -1 | -2 | -2 | -1 | -1 | -1 | -2 | -1 | | 7.21 |
| 2 | 3Lz | | 6.00 | -0.60 | 0 | 0 | -1 | -2 | -1 | -1 | 0 | -1 | -2 | | 5.40 |
| 3 | 3S+3T | | 8.30 | -0.20 | -1 | 0 | 0 | -1 | 0 | 0 | 0 | -1 | 0 | | 8.10 |
| 4 | CSSp3 | | 2.60 | 0.50 | 1 | 1 | 1 | 1 | 1 | 1 | 0 | 1 | 2 | | 3.10 |
| 5 | SIS2 | | 2.30 | 0.07 | 0 | 1 | 0 | 0 | 0 | 0 | 0 | 0 | 1 | | 2.37 |
| 6 | FCSp3 | | 2.80 | 0.00 | 0 | 0 | 0 | 0 | 1 | -1 | 0 | 0 | 0 | | 2.80 |
| 7 | CCoSp3 | | 3.00 | -0.09 | 0 | -1 | 0 | -1 | 0 | -1 | 0 | 0 | 1 | | 2.91 |
| | | | 33.50 | | | | | | | | | | | 31.89 | |

| Program Components | | | Factor | | | | | | | | | | | |
|---|------|------|--------|------|------|------|------|------|------|------|--|--|--|--------------|
| Skating Skills | 1.00 | 5.25 | 5.75 | 5.50 | 4.25 | 5.00 | 4.25 | 5.75 | 5.25 | 5.00 | | | | 5.14 |
| Transition / Linking Footwork | 1.00 | 4.75 | 4.75 | 4.75 | 4.00 | 4.50 | 3.75 | 5.00 | 5.00 | 4.50 | | | | 4.61 |
| Performance / Execution | 1.00 | 5.25 | 5.50 | 5.25 | 4.25 | 4.75 | 4.50 | 5.50 | 5.25 | 4.75 | | | | 5.04 |
| Choreography / Composition | 1.00 | 5.25 | 5.25 | 5.25 | 4.25 | 4.75 | 4.25 | 5.25 | 5.00 | 5.00 | | | | 4.96 |
| Interpretation | 1.00 | 5.00 | 5.75 | 5.25 | 4.00 | 5.00 | 4.25 | 5.25 | 5.25 | 5.00 | | | | 5.00 |
| Judges Total Program Component Score (factored) | | | | | | | | | | | | | | 24.75 |
| Deductions: | | | | | | | | | | | | | | 0.00 |

| Rank | Name | Nation | Starting Number | Total Segment Score | Total Element Score | Total Program Component Score (factored) | Total Deductions |
|------|----------------|--------|-----------------|---------------------|---------------------|--|------------------|
| 17 | Viktor PFEIFER | AUT | 5 | 55.70 | 29.10 | 26.60 | 0.00 |

| # | Executed Elements | Info | Base Value | GOE | The Judges Panel (in random order) | | | | | | | | Ref | Scores of Panel | |
|---|-------------------|------|--------------|-------|------------------------------------|----|----|----|----|----|----|----|-----|-----------------|-------|
| 1 | 3Lz+3T | | 10.10 | 0.00 | 0 | 0 | 0 | 0 | 0 | 0 | 0 | 0 | 0 | | 10.10 |
| 2 | 3F< | < | 3.70 | -0.80 | -1 | -1 | -2 | -1 | -1 | -1 | -2 | -1 | -1 | | 2.90 |
| 3 | 2A | | 3.30 | 0.00 | 0 | 0 | 0 | 0 | 0 | 0 | 0 | 0 | 1 | | 3.30 |
| 4 | CCSp4 | | 3.20 | 0.21 | 1 | 1 | 0 | 0 | 0 | 1 | 0 | 1 | 0 | | 3.41 |
| 5 | SIS3 | | 3.30 | 0.36 | 1 | 1 | 0 | 1 | 0 | 1 | 2 | 0 | 1 | | 3.66 |
| 6 | FSSp3 | | 2.60 | -0.30 | -1 | -1 | -1 | 0 | -2 | -1 | -2 | -1 | 0 | | 2.30 |
| 7 | CCoSp3 | | 3.00 | 0.43 | 0 | 1 | -1 | 1 | 1 | 1 | 1 | 1 | 1 | | 3.43 |
| | | | 29.20 | | | | | | | | | | | 29.10 | |

| Program Components | | | Factor | | | | | | | | | | | |
|---|------|------|--------|------|------|------|------|------|------|------|--|--|--|--------------|
| Skating Skills | 1.00 | 5.50 | 5.50 | 4.50 | 5.25 | 4.00 | 5.75 | 6.25 | 5.50 | 6.00 | | | | 5.43 |
| Transition / Linking Footwork | 1.00 | 5.00 | 5.25 | 3.75 | 5.00 | 3.50 | 5.00 | 5.25 | 5.25 | 4.50 | | | | 4.82 |
| Performance / Execution | 1.00 | 5.75 | 5.50 | 4.00 | 5.25 | 4.00 | 6.00 | 5.75 | 5.50 | 6.00 | | | | 5.39 |
| Choreography / Composition | 1.00 | 5.50 | 5.75 | 4.00 | 5.50 | 4.25 | 5.75 | 6.00 | 5.50 | 6.25 | | | | 5.46 |
| Interpretation | 1.00 | 5.50 | 5.75 | 4.00 | 5.75 | 4.00 | 5.75 | 6.00 | 5.75 | 6.00 | | | | 5.50 |
| Judges Total Program Component Score (factored) | | | | | | | | | | | | | | 26.60 |
| Deductions: | | | | | | | | | | | | | | 0.00 |

< Under-rotated jump

| Rank | Name | Nation | Starting Number | Total Segment Score | Total Element Score | Total Program Component Score (factored) | Total Deductions |
|------|--------------|--------|-----------------|---------------------|---------------------|--|------------------|
| 18 | Maxim SHIPOV | ISR | 2 | 53.99 | 32.42 | 21.57 | 0.00 |

| # | Executed Elements | Info | Base Value | GOE | The Judges Panel (in random order) | | | | | | | | Ref | Scores of Panel | |
|---|-------------------|------|--------------|-------|------------------------------------|----|----|----|----|----|----|----|-----|-----------------|------|
| 1 | 3A | | 8.50 | 0.00 | 1 | 0 | 0 | 0 | 0 | 0 | 0 | 0 | 0 | | 8.50 |
| 2 | 3F+2T | | 6.70 | -0.80 | -1 | -1 | -2 | -2 | -1 | -1 | -1 | -1 | -1 | | 5.90 |
| 3 | FCSp1 | | 1.90 | -0.04 | 0 | 0 | 0 | -1 | -1 | 1 | 0 | 0 | 0 | | 1.86 |
| 4 | 3Lz | | 6.00 | 0.00 | 0 | 0 | 0 | 1 | 0 | -1 | 0 | 0 | 0 | | 6.00 |
| 5 | SIS3 | | 3.30 | 0.07 | 1 | 0 | 0 | 0 | 0 | 0 | 1 | -1 | 0 | | 3.37 |
| 6 | CCoSp4 | | 3.50 | 0.29 | 1 | 0 | 0 | 0 | 1 | 1 | 1 | 0 | 1 | | 3.79 |
| 7 | CSSp4 | | 3.00 | 0.00 | 0 | 0 | 0 | 0 | 0 | 2 | 0 | 0 | 0 | | 3.00 |
| | | | 32.90 | | | | | | | | | | | 32.42 | |

| Program Components | | | Factor | | | | | | | | | | | |
|---|------|------|--------|------|------|------|------|------|------|------|--|--|--|--------------|
| Skating Skills | 1.00 | 5.00 | 4.75 | 5.25 | 4.25 | 4.50 | 4.50 | 3.75 | 4.25 | 4.75 | | | | 4.57 |
| Transition / Linking Footwork | 1.00 | 4.00 | 4.25 | 4.25 | 3.75 | 3.75 | 4.25 | 3.50 | 3.25 | 4.25 | | | | 3.96 |
| Performance / Execution | 1.00 | 4.50 | 4.75 | 4.75 | 4.25 | 4.25 | 4.50 | 3.50 | 3.75 | 4.50 | | | | 4.36 |
| Choreography / Composition | 1.00 | 4.75 | 4.50 | 4.75 | 4.25 | 4.25 | 4.25 | 4.00 | 3.75 | 4.50 | | | | 4.36 |
| Interpretation | 1.00 | 4.50 | 4.50 | 4.75 | 4.00 | 4.50 | 4.50 | 3.75 | 3.75 | 4.50 | | | | 4.32 |
| Judges Total Program Component Score (factored) | | | | | | | | | | | | | | 21.57 |
| Deductions: | | | | | | | | | | | | | | 0.00 |

ISU European Figure Skating Championships 2011

MEN SHORT PROGRAM JUDGES DETAILS PER SKATER

| Rank | Name | Nation | Starting Number | Total Segment Score | Total Element Score | Total Program Component Score (factored) | Total Deductions |
|------|------------------|--------|-----------------|---------------------|---------------------|--|------------------|
| 19 | Anton KOVALEVSKI | UKR | 25 | 53.47 | 23.65 | 29.82 | 0.00 |

| # | Executed Elements | Info | Base Value | GOE | The Judges Panel (in random order) | | | | | | | | | Ref | Scores of Panel |
|---|-------------------|------|--------------|-------|------------------------------------|----|----|----|----|----|----|----|----|-----|-----------------|
| 1 | 2A | | 3.30 | 0.00 | 0 | 0 | 0 | 0 | 0 | 1 | 0 | 0 | 0 | | 3.30 |
| 2 | 2Lz+2T | | 3.50 | -0.90 | -3 | -3 | -3 | -3 | -3 | -3 | -3 | -3 | -3 | | 2.60 |
| 3 | 3Lo | | 5.10 | -0.30 | 0 | 0 | -1 | 0 | -1 | -1 | 0 | 0 | 0 | | 4.80 |
| 4 | FCSp3 | | 2.80 | 0.14 | 1 | 0 | 1 | 0 | 0 | 0 | 0 | 1 | 0 | | 2.94 |
| 5 | SiSt2 | | 2.30 | 0.50 | 1 | 1 | 1 | 1 | 1 | 0 | 1 | 2 | 1 | | 2.80 |
| 6 | CCoSp4 | | 3.50 | 0.21 | 1 | 0 | 0 | 0 | 1 | 0 | 0 | 2 | 1 | | 3.71 |
| 7 | CSSp4 | | 3.00 | 0.50 | 1 | 1 | 1 | 1 | 1 | 1 | 1 | 1 | 1 | | 3.50 |
| | | | 23.50 | | | | | | | | | | | | 23.65 |

| Program Components | | | Factor | | | | | | | | | | Scores |
|-------------------------------|--|--|--------|------|------|------|------|------|------|------|------|------|--------|
| Skating Skills | | | 1.00 | 6.50 | 5.50 | 6.25 | 6.00 | 6.00 | 5.75 | 5.50 | 6.75 | 5.75 | 5.96 |
| Transition / Linking Footwork | | | 1.00 | 6.25 | 5.25 | 5.75 | 5.00 | 5.75 | 5.50 | 5.25 | 6.50 | 5.25 | 5.57 |
| Performance / Execution | | | 1.00 | 6.50 | 5.50 | 6.50 | 5.50 | 6.25 | 6.00 | 5.75 | 6.75 | 5.75 | 6.04 |
| Choreography / Composition | | | 1.00 | 6.25 | 5.50 | 6.25 | 5.25 | 6.25 | 6.25 | 6.00 | 7.00 | 6.25 | 6.11 |
| Interpretation | | | 1.00 | 6.50 | 6.00 | 6.25 | 5.25 | 6.25 | 6.00 | 6.00 | 7.50 | 6.00 | 6.14 |

Judges Total Program Component Score (factored) **29.82**Deductions: **0.00**

| Rank | Name | Nation | Starting Number | Total Segment Score | Total Element Score | Total Program Component Score (factored) | Total Deductions |
|------|------------|--------|-----------------|---------------------|---------------------|--|------------------|
| 20 | Kim LUCINE | MON | 8 | 52.56 | 27.49 | 25.07 | 0.00 |

| # | Executed Elements | Info | Base Value | GOE | The Judges Panel (in random order) | | | | | | | | | Ref | Scores of Panel |
|---|-------------------|------|--------------|-------|------------------------------------|----|----|----|----|----|----|----|----|-----|-----------------|
| 1 | 2A | | 3.30 | 0.00 | 0 | 0 | 0 | 0 | 0 | 1 | 0 | 0 | 0 | | 3.30 |
| 2 | 3F+3T< | e | 8.20 | -1.50 | -3 | -1 | -2 | -2 | -2 | -2 | -3 | -1 | -3 | | 6.70 |
| 3 | 3Lz | | 6.00 | 0.00 | 0 | 0 | 0 | 0 | 0 | 0 | 0 | 0 | 1 | | 6.00 |
| 4 | FUSp3 | | 2.40 | 0.00 | 0 | 0 | 0 | 0 | 0 | 1 | 0 | 0 | 0 | | 2.40 |
| 5 | CSSp4 | | 3.00 | 0.36 | 0 | 1 | 1 | 0 | 0 | 1 | 1 | 1 | 1 | | 3.36 |
| 6 | SiSt2 | | 2.30 | 0.14 | 0 | 1 | 1 | 0 | 1 | 0 | 0 | 0 | 0 | | 2.44 |
| 7 | CCoSp3 | | 3.00 | 0.29 | 1 | 1 | 0 | 0 | 0 | 1 | 0 | 1 | 1 | | 3.29 |
| | | | 28.20 | | | | | | | | | | | | 27.49 |

| Program Components | | | Factor | | | | | | | | | | Scores |
|-------------------------------|--|--|--------|------|------|------|------|------|------|------|------|------|--------|
| Skating Skills | | | 1.00 | 5.00 | 4.75 | 5.25 | 4.75 | 5.50 | 5.50 | 5.25 | 4.00 | 5.25 | 5.11 |
| Transition / Linking Footwork | | | 1.00 | 4.50 | 4.75 | 4.75 | 4.25 | 5.50 | 5.00 | 5.00 | 3.75 | 4.75 | 4.71 |
| Performance / Execution | | | 1.00 | 4.75 | 5.00 | 5.00 | 4.25 | 5.00 | 5.50 | 5.25 | 4.50 | 5.50 | 5.00 |
| Choreography / Composition | | | 1.00 | 5.00 | 5.00 | 5.00 | 4.25 | 5.75 | 5.25 | 5.50 | 4.50 | 5.25 | 5.07 |
| Interpretation | | | 1.00 | 5.00 | 5.25 | 5.25 | 4.00 | 5.50 | 5.50 | 5.50 | 4.25 | 5.50 | 5.18 |

Judges Total Program Component Score (factored) **25.07**Deductions: **0.00**

< Under-rotated jump e Jump take off with wrong edge

| Rank | Name | Nation | Starting Number | Total Segment Score | Total Element Score | Total Program Component Score (factored) | Total Deductions |
|------|-------------|--------|-----------------|---------------------|---------------------|--|------------------|
| 21 | Javier RAYA | ESP | 13 | 51.98 | 26.12 | 26.86 | -1.00 |

| # | Executed Elements | Info | Base Value | GOE | The Judges Panel (in random order) | | | | | | | | | Ref | Scores of Panel |
|---|-------------------|------|--------------|-------|------------------------------------|----|----|----|----|----|----|----|----|-----|-----------------|
| 1 | 3A< | < | 6.00 | -3.00 | -3 | -3 | -3 | -3 | -3 | -3 | -3 | -3 | -3 | | 3.00 |
| 2 | 3T+2T | | 5.50 | 0.00 | 0 | 0 | 0 | -1 | 0 | 0 | 0 | 0 | 0 | | 5.50 |
| 3 | FSSp4 | | 3.00 | 0.21 | 0 | 1 | 1 | 0 | 0 | 0 | 1 | 0 | 1 | | 3.21 |
| 4 | 3F | | 5.30 | -0.70 | -1 | -1 | -1 | -2 | 0 | -1 | -1 | -2 | 0 | | 4.60 |
| 5 | CCSp3 | | 2.80 | 0.07 | 0 | 1 | 0 | 0 | 0 | 0 | 0 | 0 | 1 | | 2.87 |
| 6 | SiSt3 | | 3.30 | 0.43 | 1 | 1 | 1 | -1 | 1 | 1 | 1 | 0 | 1 | | 3.73 |
| 7 | CCoSp3 | | 3.00 | 0.21 | 1 | 0 | 0 | -1 | 1 | 1 | 0 | 0 | 1 | | 3.21 |
| | | | 28.90 | | | | | | | | | | | | 26.12 |

| Program Components | | | Factor | | | | | | | | | | Scores |
|-------------------------------|--|--|--------|------|------|------|------|------|------|------|------|------|--------|
| Skating Skills | | | 1.00 | 5.50 | 6.25 | 5.25 | 3.75 | 5.25 | 5.25 | 5.25 | 4.75 | 6.25 | 5.36 |
| Transition / Linking Footwork | | | 1.00 | 5.25 | 6.75 | 5.25 | 4.00 | 5.00 | 4.75 | 5.00 | 4.50 | 5.75 | 5.07 |
| Performance / Execution | | | 1.00 | 5.75 | 6.50 | 5.25 | 4.00 | 5.25 | 5.25 | 5.50 | 4.75 | 6.00 | 5.39 |
| Choreography / Composition | | | 1.00 | 5.75 | 6.75 | 5.00 | 4.00 | 5.50 | 5.50 | 5.50 | 5.25 | 6.25 | 5.54 |
| Interpretation | | | 1.00 | 5.50 | 6.25 | 5.25 | 3.75 | 5.50 | 5.50 | 5.50 | 5.00 | 6.50 | 5.50 |

Judges Total Program Component Score (factored) **26.86**Deductions: Falls: -1.00 **-1.00**

< Under-rotated jump

ISU European Figure Skating Championships 2011

MEN SHORT PROGRAM JUDGES DETAILS PER SKATER

| Rank | Name | Nation | Starting Number | Total Segment Score | Total Element Score | Total Program Component Score (factored) | Total Deductions |
|------|-----------------|--------|-----------------|---------------------|---------------------|--|------------------|
| 22 | Denis WIECZOREK | GER | 14 | 50.62 | 26.37 | 24.25 | 0.00 |

| # | Executed Elements | Info | Base Value | GOE | The Judges Panel (in random order) | | | | | | | | Ref | Scores of Panel | |
|---|-------------------|------|--------------|-------|------------------------------------|----|---|----|---|----|---|----|-----|-----------------|------|
| 1 | 2A | | 3.30 | 0.50 | 1 | 1 | 1 | 1 | 1 | 1 | 1 | 1 | 1 | 1 | 3.80 |
| 2 | 2Lz+3T | | 6.20 | 0.00 | 0 | 0 | 0 | 0 | 0 | 0 | 0 | 0 | 0 | 0 | 6.20 |
| 3 | CCoSp3 | | 3.00 | -0.04 | 0 | -1 | 0 | 0 | 0 | -1 | 1 | 0 | 0 | 0 | 2.96 |
| 4 | FCSp2 | | 2.30 | 0.00 | 0 | 0 | 0 | 0 | 0 | 0 | 0 | 0 | 0 | 0 | 2.30 |
| 5 | 3Lo | | 5.10 | -0.50 | -1 | -1 | 0 | -1 | 0 | -1 | 0 | -1 | -1 | 0 | 4.60 |
| 6 | CSSp4 | | 3.00 | 0.21 | 1 | 1 | 0 | 1 | 0 | 0 | 1 | 0 | 0 | 0 | 3.21 |
| 7 | SeSt3 | | 3.30 | 0.00 | 0 | 0 | 0 | 0 | 0 | 0 | 1 | 0 | 0 | 0 | 3.30 |
| | | | 26.20 | | | | | | | | | | | 26.37 | |

Program Components

| | Factor | | | | | | | | | | | |
|--|--------|------|------|------|------|------|------|------|------|------|--|--------------|
| Skating Skills | 1.00 | 5.00 | 5.25 | 5.25 | 5.25 | 5.00 | 4.25 | 5.25 | 5.00 | 5.00 | | 5.11 |
| Transition / Linking Footwork | 1.00 | 4.50 | 4.50 | 4.75 | 4.75 | 4.50 | 3.75 | 4.50 | 4.75 | 4.50 | | 4.57 |
| Performance / Execution | 1.00 | 4.75 | 4.75 | 5.00 | 5.25 | 4.75 | 4.25 | 5.00 | 4.75 | 4.75 | | 4.82 |
| Choreography / Composition | 1.00 | 4.50 | 5.25 | 5.00 | 5.25 | 4.75 | 4.75 | 5.25 | 4.75 | 4.50 | | 4.89 |
| Interpretation | 1.00 | 4.50 | 5.00 | 4.75 | 5.25 | 4.75 | 4.50 | 5.25 | 5.00 | 4.75 | | 4.86 |
| Judges Total Program Component Score (factored) | | | | | | | | | | | | 24.25 |

Deductions:

0.00

| Rank | Name | Nation | Starting Number | Total Segment Score | Total Element Score | Total Program Component Score (factored) | Total Deductions |
|------|----------------|--------|-----------------|---------------------|---------------------|--|------------------|
| 23 | Zoltan KELEMEN | ROU | 9 | 50.38 | 27.63 | 22.75 | 0.00 |

| # | Executed Elements | Info | Base Value | GOE | The Judges Panel (in random order) | | | | | | | | Ref | Scores of Panel | |
|---|-------------------|------|--------------|-------|------------------------------------|----|----|----|----|----|----|----|-----|-----------------|------|
| 1 | 3A | | 8.50 | 0.00 | 0 | 0 | -1 | 0 | 0 | 0 | 0 | 0 | 0 | 0 | 8.50 |
| 2 | 3Lz+2T | | 7.40 | -0.40 | 0 | -1 | 0 | -1 | 0 | -1 | -1 | -2 | 0 | 0 | 7.00 |
| 3 | CCSp2 | | 2.30 | -0.09 | 0 | -2 | -1 | 0 | 0 | -1 | 0 | 0 | 0 | 0 | 2.21 |
| 4 | 2F | e | 1.80 | -0.90 | -3 | -3 | -3 | -3 | -3 | -3 | -3 | -3 | -3 | -3 | 0.90 |
| 5 | FSSp2 | | 2.30 | -0.51 | -2 | -1 | -2 | -1 | -2 | -2 | -2 | -2 | -1 | 0 | 1.79 |
| 6 | CiSt3 | | 3.30 | 0.07 | 0 | 0 | 0 | 0 | 0 | 1 | 0 | 0 | 1 | 0 | 3.37 |
| 7 | CCoSp4 | | 3.50 | 0.36 | 1 | 1 | 0 | 1 | 1 | 0 | 0 | 1 | 1 | 0 | 3.86 |
| | | | 29.10 | | | | | | | | | | | 27.63 | |

Program Components

| | Factor | | | | | | | | | | | |
|--|--------|------|------|------|------|------|------|------|------|------|--|--------------|
| Skating Skills | 1.00 | 5.50 | 4.00 | 4.50 | 5.00 | 5.00 | 4.50 | 4.50 | 4.75 | 5.50 | | 4.82 |
| Transition / Linking Footwork | 1.00 | 4.75 | 4.00 | 4.00 | 4.25 | 4.50 | 4.25 | 3.75 | 4.25 | 5.25 | | 4.29 |
| Performance / Execution | 1.00 | 5.25 | 3.75 | 4.25 | 4.75 | 4.75 | 4.50 | 4.25 | 4.75 | 5.75 | | 4.64 |
| Choreography / Composition | 1.00 | 5.25 | 4.00 | 4.00 | 4.50 | 4.50 | 4.75 | 4.00 | 4.50 | 5.25 | | 4.50 |
| Interpretation | 1.00 | 5.00 | 3.75 | 4.00 | 4.50 | 4.75 | 4.50 | 4.00 | 4.75 | 5.25 | | 4.50 |
| Judges Total Program Component Score (factored) | | | | | | | | | | | | 22.75 |

Deductions:

0.00

e Jump take off with wrong edge

| Rank | Name | Nation | Starting Number | Total Segment Score | Total Element Score | Total Program Component Score (factored) | Total Deductions |
|------|-----------------|--------|-----------------|---------------------|---------------------|--|------------------|
| 24 | Stephane WALKER | SUI | 11 | 49.74 | 24.35 | 25.39 | 0.00 |

| # | Executed Elements | Info | Base Value | GOE | The Judges Panel (in random order) | | | | | | | | Ref | Scores of Panel | |
|---|-------------------|------|--------------|-------|------------------------------------|----|----|----|----|----|----|----|-----|-----------------|------|
| 1 | 3Lz+2T | | 7.40 | -0.50 | -1 | 0 | 0 | -1 | -1 | 0 | -1 | -1 | -1 | 0 | 6.90 |
| 2 | 2A | | 3.30 | 0.29 | 0 | 1 | 1 | 0 | 0 | 1 | 1 | 0 | 1 | 0 | 3.59 |
| 3 | FCSp2 | | 2.30 | 0.21 | 1 | 1 | 0 | 0 | 0 | 1 | 0 | 1 | 0 | 0 | 2.51 |
| 4 | 3Lo< | < | 3.60 | -1.20 | -1 | -2 | -1 | -2 | -1 | -2 | -2 | -2 | -3 | 0 | 2.40 |
| 5 | CCoSp3 | | 3.00 | 0.00 | 0 | 0 | 0 | 0 | 1 | 0 | 0 | 0 | 0 | 0 | 3.00 |
| 6 | SiSt2 | | 2.30 | 0.29 | 0 | 0 | 1 | 0 | 1 | 1 | 0 | 1 | 1 | 0 | 2.59 |
| 7 | CSSp4 | | 3.00 | 0.36 | 1 | 0 | 1 | 1 | 1 | 1 | 0 | 1 | 0 | 0 | 3.36 |
| | | | 24.90 | | | | | | | | | | | 24.35 | |

Program Components

| | Factor | | | | | | | | | | | |
|--|--------|------|------|------|------|------|------|------|------|------|--|--------------|
| Skating Skills | 1.00 | 5.25 | 5.25 | 5.50 | 4.75 | 5.00 | 5.25 | 5.00 | 5.00 | 5.25 | | 5.14 |
| Transition / Linking Footwork | 1.00 | 5.00 | 4.75 | 5.00 | 4.25 | 4.75 | 5.25 | 3.75 | 4.50 | 5.00 | | 4.75 |
| Performance / Execution | 1.00 | 5.25 | 5.50 | 5.25 | 4.50 | 5.25 | 5.75 | 5.00 | 4.75 | 5.25 | | 5.18 |
| Choreography / Composition | 1.00 | 5.25 | 5.25 | 5.75 | 4.50 | 5.00 | 5.25 | 4.75 | 4.75 | 5.75 | | 5.14 |
| Interpretation | 1.00 | 5.50 | 5.25 | 5.25 | 4.50 | 5.25 | 5.50 | 4.75 | 4.75 | 5.75 | | 5.18 |
| Judges Total Program Component Score (factored) | | | | | | | | | | | | 25.39 |

Deductions:

0.00

< Under-rotated jump

ISU European Figure Skating Championships 2011

MEN SHORT PROGRAM JUDGES DETAILS PER SKATER

| Rank | Name | Nation | Starting Number | Total Segment Score | Total Element Score | Total Program Component Score (factored) | Total Deductions |
|------|------------------|--------|-----------------|---------------------|---------------------|--|------------------|
| 25 | Maciej CIEPLUCHA | POL | 7 | 49.33 | 24.83 | 24.50 | 0.00 |

| # | Executed Elements | Info | Base Value | GOE | The Judges Panel (in random order) | | | | | | | | Ref | Scores of Panel | |
|---|-------------------|------|--------------|-------|------------------------------------|----|----|----|----|----|----|----|-----|-----------------|------|
| 1 | 2A | | 3.30 | 0.50 | 1 | 1 | 1 | 1 | 1 | 1 | 1 | 1 | 0 | | 3.80 |
| 2 | 3Lz+1T | | 6.40 | -2.10 | -2 | -3 | -3 | -3 | -3 | -3 | -3 | -3 | -3 | | 4.30 |
| 3 | 3Lo | | 5.10 | -0.10 | 0 | -2 | 0 | 0 | 0 | 0 | -1 | 0 | 0 | | 5.00 |
| 4 | CSSp4 | | 3.00 | 0.21 | 0 | 0 | 1 | 1 | 1 | 0 | 1 | 0 | 0 | | 3.21 |
| 5 | CCoSp4 | | 3.50 | 0.00 | 0 | 0 | 0 | 0 | 0 | 0 | 1 | 0 | | | 3.50 |
| 6 | CiSt2 | | 2.30 | 0.36 | 0 | 1 | 1 | 1 | 1 | 0 | 0 | 1 | 1 | | 2.66 |
| 7 | FUSp3 | | 2.40 | -0.04 | -1 | -1 | 0 | 0 | 0 | 0 | 0 | 0 | 0 | | 2.36 |
| | | | 26.00 | | | | | | | | | | | 24.83 | |

| Program Components | | Factor | | | | | | | | | | | |
|---|--|--------|------|------|------|------|------|------|------|------|------|--|--------------|
| Skating Skills | | 1.00 | 4.50 | 5.25 | 5.50 | 5.25 | 4.00 | 5.25 | 5.00 | 5.00 | 4.50 | | 4.96 |
| Transition / Linking Footwork | | 1.00 | 4.00 | 4.50 | 5.25 | 4.50 | 4.25 | 4.50 | 4.50 | 5.00 | 4.50 | | 4.54 |
| Performance / Execution | | 1.00 | 4.50 | 5.00 | 5.50 | 5.25 | 4.50 | 4.75 | 4.75 | 5.25 | 4.75 | | 4.89 |
| Choreography / Composition | | 1.00 | 4.00 | 5.50 | 5.75 | 5.50 | 4.75 | 4.75 | 4.75 | 5.25 | 4.50 | | 5.00 |
| Interpretation | | 1.00 | 4.25 | 5.25 | 5.75 | 5.25 | 5.00 | 5.00 | 5.00 | 5.50 | 4.75 | | 5.11 |
| Judges Total Program Component Score (factored) | | | | | | | | | | | | | 24.50 |
| Deductions: | | | | | | | | | | | | | 0.00 |

| Rank | Name | Nation | Starting Number | Total Segment Score | Total Element Score | Total Program Component Score (factored) | Total Deductions |
|------|------------------|--------|-----------------|---------------------|---------------------|--|------------------|
| 26 | Moris PFEIFHOFER | SUI | 6 | 46.93 | 22.75 | 25.18 | -1.00 |

| # | Executed Elements | Info | Base Value | GOE | The Judges Panel (in random order) | | | | | | | | Ref | Scores of Panel | |
|---|-------------------|------|--------------|-------|------------------------------------|----|----|----|----|----|----|----|-----|-----------------|------|
| 1 | 3Lz<<+COMBO | << | 2.10 | -0.90 | -3 | -3 | -3 | -3 | -3 | -3 | -3 | -3 | -3 | | 1.20 |
| 2 | 3Lo< | < | 3.60 | -0.70 | -1 | -1 | -1 | -1 | -1 | -1 | -1 | -2 | -1 | | 2.90 |
| 3 | CSSp4 | | 3.00 | 0.64 | 2 | 1 | 1 | 2 | 1 | 2 | 1 | 1 | 1 | | 3.64 |
| 4 | 2A | | 3.30 | 0.00 | 0 | 0 | 0 | 0 | 0 | 0 | 0 | 0 | 0 | | 3.30 |
| 5 | FCSp4 | | 3.20 | 0.64 | 2 | 1 | 1 | 2 | 1 | 1 | 1 | 2 | 1 | | 3.84 |
| 6 | SIS2 | | 3.30 | 0.43 | 1 | 1 | 1 | 1 | 1 | 0 | 1 | 1 | 0 | | 3.73 |
| 7 | CCoSp4 | | 3.50 | 0.64 | 2 | 1 | 2 | 1 | 1 | 1 | 2 | 1 | 1 | | 4.14 |
| | | | 22.00 | | | | | | | | | | | 22.75 | |

| Program Components | | Factor | | | | | | | | | | | |
|---|--|--------------|------|------|------|------|------|------|------|------|------|--|--------------|
| Skating Skills | | 1.00 | 5.25 | 5.50 | 5.25 | 5.25 | 5.50 | 3.75 | 5.00 | 5.25 | 4.50 | | 5.14 |
| Transition / Linking Footwork | | 1.00 | 5.25 | 4.75 | 4.75 | 4.25 | 5.25 | 4.00 | 4.50 | 4.75 | 4.00 | | 4.61 |
| Performance / Execution | | 1.00 | 5.25 | 5.50 | 5.50 | 5.00 | 5.50 | 4.50 | 5.00 | 5.25 | 4.25 | | 5.14 |
| Choreography / Composition | | 1.00 | 5.50 | 5.25 | 5.25 | 4.75 | 5.50 | 4.75 | 5.00 | 5.25 | 4.50 | | 5.11 |
| Interpretation | | 1.00 | 5.50 | 5.00 | 5.50 | 5.00 | 5.50 | 4.00 | 5.25 | 5.50 | 4.50 | | 5.18 |
| Judges Total Program Component Score (factored) | | | | | | | | | | | | | 25.18 |
| Deductions: | | Falls: -1.00 | | | | | | | | | | | -1.00 |

< Under-rotated jump << Downgraded jump

| Rank | Name | Nation | Starting Number | Total Segment Score | Total Element Score | Total Program Component Score (factored) | Total Deductions |
|------|---------------|--------|-----------------|---------------------|---------------------|--|------------------|
| 27 | Ali DEMIRBOGA | TUR | 3 | 42.09 | 22.12 | 19.97 | 0.00 |

| # | Executed Elements | Info | Base Value | GOE | The Judges Panel (in random order) | | | | | | | | Ref | Scores of Panel | |
|---|-------------------|------|--------------|-------|------------------------------------|----|----|----|----|---|----|----|-----|-----------------|------|
| 1 | 3Lz+2T | | 7.40 | -0.20 | 0 | 0 | 0 | -1 | -1 | 0 | -1 | 0 | 0 | | 7.20 |
| 2 | 3T | | 4.10 | -0.20 | -1 | -1 | 0 | 0 | 0 | 0 | 0 | 0 | -1 | | 3.90 |
| 3 | 2A | | 3.30 | 0.00 | 0 | 0 | 0 | 0 | 0 | 0 | 0 | 0 | 0 | | 3.30 |
| 4 | CCoSp4 | | 3.50 | -0.04 | -1 | -1 | 0 | 1 | 0 | 0 | 0 | 0 | 0 | | 3.46 |
| 5 | SIS2 | | 2.30 | 0.00 | 0 | 0 | 1 | 0 | 0 | 0 | 0 | 0 | 0 | | 2.30 |
| 6 | FCSp | | 0.00 | 0.00 | - | - | - | - | - | - | - | - | - | | 0.00 |
| 7 | CSSp2 | | 2.30 | -0.34 | -1 | -2 | -1 | -1 | -1 | 0 | -1 | -1 | -2 | | 1.96 |
| | | | 22.90 | | | | | | | | | | | 22.12 | |

| Program Components | | Factor | | | | | | | | | | | |
|---|--|--------|------|------|------|------|------|------|------|------|------|--|--------------|
| Skating Skills | | 1.00 | 3.75 | 4.00 | 4.25 | 4.25 | 4.50 | 4.25 | 4.00 | 4.00 | 3.25 | | 4.07 |
| Transition / Linking Footwork | | 1.00 | 3.50 | 3.50 | 3.50 | 4.00 | 3.75 | 3.75 | 3.75 | 3.75 | 3.00 | | 3.64 |
| Performance / Execution | | 1.00 | 3.75 | 3.75 | 4.25 | 4.25 | 4.50 | 4.50 | 4.00 | 4.25 | 3.75 | | 4.11 |
| Choreography / Composition | | 1.00 | 4.00 | 4.25 | 4.00 | 4.25 | 4.25 | 4.25 | 4.00 | 4.00 | 3.75 | | 4.11 |
| Interpretation | | 1.00 | 3.75 | 3.75 | 4.00 | 4.50 | 4.25 | 4.50 | 3.75 | 4.25 | 3.50 | | 4.04 |
| Judges Total Program Component Score (factored) | | | | | | | | | | | | | 19.97 |
| Deductions: | | | | | | | | | | | | | 0.00 |

ISU European Figure Skating Championships 2011

MEN SHORT PROGRAM JUDGES DETAILS PER SKATER

| Rank | Name | Nation | Starting Number | Total Segment Score | Total Element Score | Total Program Component Score (factored) | Total Deductions |
|------|--------------|--------|-----------------|---------------------|---------------------|--|------------------|
| 28 | Justus STRID | DEN | 1 | 41.84 | 19.63 | 22.21 | 0.00 |

| # | Executed Elements | Info | Base Value | GOE | The Judges Panel (in random order) | | | | | | | | Ref | Scores of Panel | |
|---|-------------------|------|--------------|-------|------------------------------------|----|----|----|----|----|----|----|-----|-----------------|--------------|
| 1 | 2A | | 3.30 | 0.00 | 0 | 0 | 0 | 0 | 0 | 0 | 0 | 0 | 0 | | 3.30 |
| 2 | 3F+2T | | 6.70 | 0.00 | 0 | 0 | 0 | 0 | 0 | 0 | 1 | 0 | 0 | | 6.70 |
| 3 | 3Lz<< | << | 2.10 | -0.90 | -3 | -3 | -3 | -3 | -3 | -3 | -3 | -3 | -3 | | 1.20 |
| 4 | CUSp3* | * | 0.00 | 0.00 | - | - | - | - | - | - | - | - | - | | 0.00 |
| 5 | CiSt2 | | 2.30 | 0.21 | 0 | 0 | 1 | 1 | 0 | 0 | 1 | 0 | 1 | | 2.51 |
| 6 | FSSp3 | | 2.60 | 0.03 | 0 | 1 | 0 | 1 | 0 | -1 | 0 | 0 | -1 | | 2.63 |
| 7 | CCoSp3 | | 3.00 | 0.29 | 1 | 0 | 0 | 1 | 1 | 0 | 0 | 1 | 1 | | 3.29 |
| | | | 20.00 | | | | | | | | | | | | 19.63 |

Program Components

| | Factor | | | | | | | | | | | | | |
|--|--------|------|------|------|------|------|------|------|------|------|--|--|--|--------------|
| Skating Skills | 1.00 | 4.25 | 3.75 | 4.50 | 4.50 | 4.75 | 4.50 | 4.50 | 4.25 | 4.50 | | | | 4.43 |
| Transition / Linking Footwork | 1.00 | 4.00 | 3.50 | 4.50 | 4.50 | 4.50 | 4.00 | 4.25 | 3.75 | 4.00 | | | | 4.14 |
| Performance / Execution | 1.00 | 4.25 | 4.00 | 5.00 | 4.50 | 5.00 | 4.50 | 4.75 | 4.25 | 4.75 | | | | 4.57 |
| Choreography / Composition | 1.00 | 4.25 | 3.75 | 5.25 | 4.50 | 5.00 | 4.50 | 4.50 | 4.00 | 4.50 | | | | 4.46 |
| Interpretation | 1.00 | 4.50 | 4.00 | 5.25 | 4.75 | 5.25 | 4.25 | 4.75 | 4.00 | 4.75 | | | | 4.61 |
| Judges Total Program Component Score (factored) | | | | | | | | | | | | | | 22.21 |

Deductions:

0.00

<< Downgraded jump * Invalid element

Printed: 1/27/2011 6:11:48PM



ISU European Figure Skating Championships 2011

RESULTS

MEN FREE SKATING

| Pl. | Name | Nation | Total Segment Score |
|-----|----------------------|--------|---------------------|
| 1 | Brian JOUBERT | FRA | 152.57 |
| 2 | Tomas VERNER | CZE | 149.69 |
| 3 | Florent AMODIO | FRA | 148.75 |
| 4 | Konstantin MENSHOV | RUS | 143.80 |
| 5 | Kevin VAN DER PERREN | BEL | 142.98 |
| 6 | Artur GACHINSKI | RUS | 142.31 |
| 7 | Javier FERNANDEZ | ESP | 139.17 |
| 8 | Alban PREAUBERT | FRA | 132.38 |
| 9 | Samuel CONTESTI | ITA | 132.10 |
| 10 | Michal BREZINA | CZE | 125.26 |
| 11 | Peter LIEBERS | GER | 124.47 |
| 12 | Adrian SCHULTHEISS | SWE | 119.83 |
| 13 | Paolo BACCHINI | ITA | 118.95 |
| 14 | Anton KOVALEVSKI | UKR | 115.86 |
| 15 | Kim LUCINE | MON | 115.41 |
| 16 | Denis WIECZOREK | GER | 112.98 |
| 17 | Javier RAYA | ESP | 112.70 |
| 18 | Zoltan KELEMEN | ROU | 110.12 |
| 19 | Jorik HENDRICKX | BEL | 109.25 |
| 20 | Viktor PFEIFER | AUT | 109.13 |
| 21 | Kristoffer BERNTSSON | SWE | 105.96 |
| 22 | Maxim SHIPOV | ISR | 104.29 |
| 23 | Laurent ALVAREZ | SUI | 102.81 |
| 24 | Stephane WALKER | SUI | 87.90 |

Printed: 1/29/2011 10:20:36PM

Official ISU Sponsors



CITIZEN®

GUINOT



ISU European Figure Skating Championships 2011

MEN FREE SKATING JUDGES DETAILS PER SKATER

| Rank | Name | Nation | Starting Number | Total Segment Score | Total Element Score | Total Program Component Score (factored) | Total Deductions |
|------|---------------|--------|-----------------|---------------------|---------------------|--|------------------|
| 1 | Brian JOUBERT | FRA | 15 | 152.57 | 79.03 | 73.54 | 0.00 |

| # | Executed Elements | Info | Base Value | GOE | The Judges Panel (in random order) | | | | | | | | Ref | Scores of Panel | |
|----|-------------------|------|--------------|-------|------------------------------------|----|----|----|----|---|----|----|-----|-----------------|-------|
| 1 | 4T | | 10.30 | 0.29 | 0 | 1 | 1 | 0 | 1 | 0 | 0 | 0 | 0 | 0 | 10.59 |
| 2 | 3A+3T | | 12.60 | 0.00 | 0 | 0 | 0 | 1 | 0 | 0 | 0 | 0 | 0 | 0 | 12.60 |
| 3 | 3A | | 8.50 | 0.43 | 1 | 1 | 0 | 1 | 1 | 0 | 0 | 0 | 0 | 8.93 | |
| 4 | FUSp4 | | 2.90 | 0.21 | 1 | 0 | 1 | 0 | 0 | 0 | 1 | 1 | 0 | 3.11 | |
| 5 | CiSt2 | | 2.30 | 0.50 | 1 | 1 | 1 | 1 | 1 | 1 | 2 | 1 | 0 | 2.80 | |
| 6 | 3Lz+2T+2Lo | | 10.12 x | 0.50 | 1 | 1 | 1 | 1 | 0 | 1 | 0 | 1 | 0 | 10.62 | |
| 7 | 3Lo | | 5.61 x | -0.60 | -1 | -1 | -1 | -1 | -1 | 0 | -1 | -1 | 1 | 5.01 | |
| 8 | 3Lz | | 6.60 x | 0.70 | 1 | 1 | 2 | 1 | 1 | 1 | 1 | 1 | 1 | 7.30 | |
| 9 | CSSp3 | | 2.60 | 0.43 | 2 | 1 | 2 | 1 | 0 | 0 | 1 | 1 | 0 | 3.03 | |
| 10 | ChSt1 | | 2.00 | 0.86 | 0 | 1 | 1 | 1 | 1 | 1 | 1 | 0 | 1 | 2.86 | |
| 11 | 3F | e | 5.83 x | -0.50 | 0 | -1 | 0 | 0 | -2 | 0 | -1 | -1 | -2 | 5.33 | |
| 12 | 3S | | 4.62 x | -0.70 | -1 | -1 | -1 | -1 | -1 | 0 | -1 | -1 | -1 | 3.92 | |
| 13 | CCoSp2 | | 2.50 | 0.43 | 1 | 1 | 1 | 1 | 0 | 1 | 1 | 1 | 0 | 2.93 | |
| | | | 76.48 | | | | | | | | | | | 79.03 | |

Program Components

Factor

| | | | | | | | | | | | | |
|--|------|------|------|------|------|------|------|------|------|------|------|--------------|
| Skating Skills | 2.00 | 7.75 | 7.50 | 7.25 | 7.50 | 7.25 | 7.00 | 7.75 | 7.25 | 7.25 | 7.25 | 7.39 |
| Transition / Linking Footwork | 2.00 | 7.00 | 7.00 | 6.25 | 7.00 | 7.25 | 6.75 | 6.75 | 7.25 | 7.00 | 7.00 | 6.96 |
| Performance / Execution | 2.00 | 7.75 | 7.75 | 7.75 | 7.50 | 7.50 | 7.75 | 7.75 | 7.50 | 7.50 | 7.50 | 7.64 |
| Choreography / Composition | 2.00 | 7.50 | 7.50 | 6.75 | 7.25 | 7.25 | 7.25 | 7.25 | 7.50 | 7.25 | 7.32 | |
| Interpretation | 2.00 | 7.50 | 7.50 | 7.25 | 7.50 | 7.50 | 7.50 | 7.50 | 7.50 | 7.00 | 7.46 | |
| Judges Total Program Component Score (factored) | | | | | | | | | | | | 73.54 |

Deductions:

0.00

x Credit for highlight distribution, base value multiplied by 1.1 e Jump take off with wrong edge

| Rank | Name | Nation | Starting Number | Total Segment Score | Total Element Score | Total Program Component Score (factored) | Total Deductions |
|------|--------------|--------|-----------------|---------------------|---------------------|--|------------------|
| 2 | Tomas VERNER | CZE | 24 | 149.69 | 75.25 | 74.44 | 0.00 |

| # | Executed Elements | Info | Base Value | GOE | The Judges Panel (in random order) | | | | | | | | Ref | Scores of Panel |
|----|-------------------|------|--------------|-------|------------------------------------|----|----|----|----|----|----|----|-----|-----------------|
| 1 | 4T | | 10.30 | 1.00 | 0 | 2 | 1 | 1 | 2 | 1 | 0 | 1 | 1 | 11.30 |
| 2 | 3A | | 8.50 | -2.00 | -2 | -2 | -2 | -2 | -2 | -2 | -2 | -2 | -2 | 6.50 |
| 3 | 3Lo | | 5.10 | 0.50 | 0 | 0 | 0 | 1 | 1 | 1 | 1 | 1 | 1 | 5.60 |
| 4 | CiSt3 | | 3.30 | 0.86 | 0 | 2 | 1 | 2 | 2 | 2 | 1 | 2 | 2 | 4.16 |
| 5 | FCoSp3 | | 2.50 | 0.21 | 0 | 0 | 0 | 1 | 2 | 0 | 0 | 1 | 1 | 2.71 |
| 6 | 3A+1T | | 9.79 x | 0.14 | 0 | 0 | 0 | 1 | 0 | 1 | 0 | 0 | -1 | 9.93 |
| 7 | 2Lz | | 2.31 x | 0.00 | 0 | 0 | 0 | 1 | 0 | 0 | 0 | 0 | 0 | 2.31 |
| 8 | 3S | | 4.62 x | 0.40 | 0 | 0 | 0 | 1 | 1 | 1 | 1 | 1 | 0 | 5.02 |
| 9 | 3F+2T | e | 7.37 x | -0.80 | -2 | -2 | -1 | -1 | -1 | -1 | -1 | -1 | -1 | 6.57 |
| 10 | 3Lz+2T+2Lo | | 10.12 x | 0.00 | 0 | 0 | 0 | 0 | 0 | 0 | 0 | 1 | 0 | 10.12 |
| 11 | CSSp3 | | 2.60 | 0.50 | 0 | 0 | 1 | 1 | 1 | 2 | 1 | 2 | 1 | 3.10 |
| 12 | ChSt1 | | 2.00 | 2.00 | 1 | 3 | 2 | 2 | 2 | 2 | 1 | 2 | 3 | 4.00 |
| 13 | CCoSp4 | | 3.50 | 0.43 | 0 | 1 | 0 | 1 | 1 | 1 | 1 | 1 | 1 | 3.93 |
| | | | 72.01 | | | | | | | | | | | 75.25 |

Program Components

Factor

| | | | | | | | | | | | |
|--|------|------|------|------|------|------|------|------|------|------|--------------|
| Skating Skills | 2.00 | 7.50 | 7.25 | 7.50 | 7.75 | 7.50 | 7.50 | 7.25 | 7.50 | 7.50 | 7.46 |
| Transition / Linking Footwork | 2.00 | 7.25 | 7.25 | 6.75 | 7.50 | 7.25 | 7.25 | 6.75 | 7.50 | 7.00 | 7.18 |
| Performance / Execution | 2.00 | 7.50 | 7.50 | 7.25 | 8.00 | 7.75 | 7.75 | 6.75 | 7.50 | 7.25 | 7.50 |
| Choreography / Composition | 2.00 | 7.25 | 7.50 | 7.00 | 8.25 | 8.00 | 7.75 | 7.00 | 7.75 | 7.50 | 7.54 |
| Interpretation | 2.00 | 7.25 | 7.75 | 7.00 | 8.00 | 7.75 | 8.00 | 6.75 | 7.75 | 7.25 | 7.54 |
| Judges Total Program Component Score (factored) | | | | | | | | | | | 74.44 |

Deductions:

0.00

x Credit for highlight distribution, base value multiplied by 1.1 e Jump take off with wrong edge

ISU European Figure Skating Championships 2011

MEN FREE SKATING JUDGES DETAILS PER SKATER

| Rank | Name | Nation | Starting Number | Total Segment Score | Total Element Score | Total Program Component Score (factored) | Total Deductions |
|------|----------------|--------|-----------------|---------------------|---------------------|--|------------------|
| 3 | Florent AMODIO | FRA | 20 | 148.75 | 72.89 | 75.86 | 0.00 |

| # | Executed Elements | Info | Base Value | GOE | The Judges Panel (in random order) | | | | | | | | Ref | Scores of Panel | |
|----|-------------------|------|--------------|-------|------------------------------------|----|----|----|----|----|----|----|-----|-----------------|-------|
| 1 | 3A | | 8.50 | 0.14 | 1 | 0 | 0 | 1 | 0 | 0 | 0 | 0 | 0 | 0 | 8.64 |
| 2 | 3A+2T | | 9.90 | 1.29 | 2 | 1 | 2 | 2 | 1 | 1 | 1 | 1 | 1 | 1 | 11.19 |
| 3 | 3Lo | | 5.10 | -1.40 | -2 | -2 | -2 | -2 | -2 | -2 | -2 | -2 | -2 | -2 | 3.70 |
| 4 | CiSt3 | | 3.30 | 1.00 | 2 | 1 | 3 | 3 | 2 | 1 | 2 | 2 | 2 | 2 | 4.30 |
| 5 | FSSp3 | | 2.60 | 0.50 | 1 | 1 | 2 | 2 | 1 | 0 | 0 | 1 | 1 | 1 | 3.10 |
| 6 | 3S+3T | | 9.13 x | 0.80 | 2 | 1 | 1 | 1 | 1 | 0 | 1 | 2 | 1 | 1 | 9.93 |
| 7 | 3Lz | | 6.60 x | 0.10 | 0 | 0 | 0 | 0 | 1 | 0 | 0 | 1 | 0 | 0 | 6.70 |
| 8 | 3F | e | 5.83 x | -0.80 | -1 | -1 | -1 | -1 | -1 | -2 | -2 | -1 | -1 | -1 | 5.03 |
| 9 | 3Lz+SEQ | | 5.28 x | -0.40 | 0 | -1 | -1 | -1 | -2 | 0 | -1 | 0 | 0 | 0 | 4.88 |
| 10 | 2A | | 3.63 x | 0.00 | 1 | 0 | 0 | 0 | 0 | 0 | 0 | 0 | 0 | 0 | 3.63 |
| 11 | ChSt1 | | 2.00 | 2.43 | 3 | 1 | 3 | 3 | 2 | 2 | 3 | 2 | 2 | 2 | 4.43 |
| 12 | CCoSp4 | | 3.50 | 0.43 | 1 | 1 | 2 | 2 | 1 | 0 | 0 | 0 | 0 | 1 | 3.93 |
| 13 | CSSp4 | | 3.00 | 0.43 | 1 | 1 | 1 | 1 | 1 | 0 | 1 | 0 | 1 | 1 | 3.43 |
| | | | 68.37 | | | | | | | | | | | 72.89 | |

Program Components

Factor

| | | | | | | | | | | | |
|--|------|------|------|------|------|------|------|------|------|------|--------------|
| Skating Skills | 2.00 | 7.75 | 7.00 | 7.25 | 7.50 | 8.00 | 7.75 | 7.25 | 7.50 | 7.25 | 7.46 |
| Transition / Linking Footwork | 2.00 | 7.00 | 7.00 | 6.75 | 7.50 | 7.25 | 7.25 | 7.25 | 6.50 | 6.75 | 7.04 |
| Performance / Execution | 2.00 | 8.00 | 7.25 | 8.00 | 8.00 | 8.25 | 7.50 | 7.75 | 8.00 | 7.25 | 7.79 |
| Choreography / Composition | 2.00 | 7.75 | 7.00 | 7.75 | 8.00 | 8.00 | 7.25 | 8.25 | 7.25 | 8.00 | 7.71 |
| Interpretation | 2.00 | 7.75 | 7.25 | 8.00 | 8.25 | 8.25 | 7.75 | 8.50 | 7.75 | 7.75 | 7.93 |
| Judges Total Program Component Score (factored) | | | | | | | | | | | 75.86 |

Deductions:

0.00

x Credit for highlight distribution, base value multiplied by 1.1 e Jump take off with wrong edge

| Rank | Name | Nation | Starting Number | Total Segment Score | Total Element Score | Total Program Component Score (factored) | Total Deductions |
|------|--------------------|--------|-----------------|---------------------|---------------------|--|------------------|
| 4 | Konstantin MENSHOV | RUS | 8 | 143.80 | 78.88 | 64.92 | 0.00 |

| # | Executed Elements | Info | Base Value | GOE | The Judges Panel (in random order) | | | | | | | | Ref | Scores of Panel |
|----|-------------------|------|--------------|-------|------------------------------------|----|---|---|---|---|----|---|-----|-----------------|
| 1 | 4T+2T | | 11.70 | 1.14 | 1 | 1 | 1 | 1 | 2 | 1 | 2 | 1 | 1 | 12.84 |
| 2 | 3Lz | | 6.00 | 0.40 | 1 | 1 | 2 | 0 | 1 | 0 | 1 | 0 | 0 | 6.40 |
| 3 | 4T | | 10.30 | 0.86 | 1 | 1 | 1 | 1 | 2 | 1 | 1 | 0 | 0 | 11.16 |
| 4 | 3A | | 8.50 | 0.00 | 0 | 0 | 0 | 0 | 0 | 0 | 0 | 0 | 0 | 8.50 |
| 5 | FCCoSp4 | | 3.50 | 0.29 | 1 | 0 | 1 | 0 | 1 | 1 | 1 | 0 | 0 | 3.79 |
| 6 | 3S | | 4.20 | 0.20 | 1 | 0 | 0 | 0 | 1 | 0 | 1 | 0 | 0 | 4.40 |
| 7 | FCSSp4 | | 3.00 | 0.36 | 0 | 1 | 1 | 1 | 1 | 1 | 1 | 0 | 0 | 3.36 |
| 8 | CiSt3 | | 3.30 | 0.57 | 1 | 1 | 1 | 1 | 2 | 1 | 2 | 0 | 1 | 3.87 |
| 9 | 3Lo | | 5.61 x | 0.00 | 0 | 0 | 0 | 0 | 0 | 0 | 0 | 0 | 0 | 5.61 |
| 10 | 3T+2T+2T | | 7.59 x | 0.00 | 0 | 0 | 0 | 0 | 0 | 0 | 0 | 0 | 0 | 7.59 |
| 11 | 2A+1T | | 4.07 x | -0.07 | 0 | -1 | 0 | 0 | 0 | 0 | -1 | 0 | 0 | 4.00 |
| 12 | CCoSp4 | | 3.50 | 0.00 | 0 | 0 | 0 | 0 | 0 | 0 | 0 | 0 | 0 | 3.50 |
| 13 | ChSt1 | | 2.00 | 1.86 | 2 | 1 | 2 | 2 | 2 | 2 | 2 | 1 | 2 | 3.86 |
| | | | 73.27 | | | | | | | | | | | 78.88 |

Program Components

Factor

| | | | | | | | | | | | |
|--|------|------|------|------|------|------|------|------|------|------|--------------|
| Skating Skills | 2.00 | 6.75 | 6.00 | 6.75 | 7.00 | 6.75 | 6.50 | 6.25 | 6.50 | 7.00 | 6.64 |
| Transition / Linking Footwork | 2.00 | 5.25 | 5.25 | 6.25 | 6.75 | 6.50 | 5.75 | 5.75 | 6.25 | 6.50 | 6.04 |
| Performance / Execution | 2.00 | 6.50 | 6.00 | 6.50 | 7.00 | 7.00 | 6.25 | 6.50 | 6.50 | 6.75 | 6.57 |
| Choreography / Composition | 2.00 | 6.50 | 5.75 | 7.00 | 7.25 | 6.75 | 6.50 | 6.25 | 6.25 | 6.75 | 6.57 |
| Interpretation | 2.00 | 6.75 | 6.00 | 6.75 | 7.25 | 6.75 | 6.50 | 6.50 | 6.25 | 7.00 | 6.64 |
| Judges Total Program Component Score (factored) | | | | | | | | | | | 64.92 |

Deductions:

0.00

x Credit for highlight distribution, base value multiplied by 1.1

ISU European Figure Skating Championships 2011

MEN FREE SKATING JUDGES DETAILS PER SKATER

| Rank | Name | Nation | Starting Number | Total Segment Score | Total Element Score | Total Program Component Score (factored) | Total Deductions |
|------|----------------------|--------|-----------------|---------------------|---------------------|--|------------------|
| 5 | Kevin VAN DER PERREN | BEL | 22 | 142.98 | 74.34 | 68.64 | 0.00 |

| # | Executed Elements | Info | Base Value | GOE | The Judges Panel (in random order) | | | | | | | | Ref | Scores of Panel | |
|----|-------------------|------|--------------|------|------------------------------------|---|---|---|---|----|---|---|-----|-----------------|-------|
| 1 | 4T | | 10.30 | 1.29 | 2 | 1 | 1 | 2 | 1 | 1 | 2 | 0 | 1 | | 11.59 |
| 2 | 3A | | 8.50 | 0.57 | 0 | 1 | 1 | 1 | 0 | 0 | 2 | 0 | 1 | | 9.07 |
| 3 | 3F | | 5.30 | 0.90 | 1 | 2 | 2 | 2 | 1 | 1 | 1 | 0 | 1 | | 6.20 |
| 4 | FSSp4 | | 3.00 | 0.21 | 0 | 0 | 1 | 1 | 1 | 1 | 0 | 0 | 0 | | 3.21 |
| 5 | SiSt2 | | 2.30 | 0.43 | 1 | 1 | 1 | 1 | 1 | 0 | 1 | 0 | 1 | | 2.73 |
| 6 | 3Lo | | 5.10 | 0.30 | 0 | 1 | 1 | 1 | 0 | 0 | 1 | 0 | 0 | | 5.40 |
| 7 | 3S+3T | | 9.13 x | 0.00 | 0 | 0 | 0 | 0 | 0 | -1 | 0 | 0 | 0 | | 9.13 |
| 8 | 3Lz | | 6.60 x | 0.00 | 0 | 0 | 0 | 1 | 0 | 0 | 0 | 0 | 0 | | 6.60 |
| 9 | 3F+2T | | 7.37 x | 0.40 | 1 | 1 | 0 | 1 | 0 | 0 | 1 | 0 | 1 | | 7.77 |
| 10 | ChSt1 | | 2.00 | 0.57 | 1 | 1 | 1 | 0 | 0 | 1 | 0 | 1 | 0 | | 2.57 |
| 11 | 3T | | 4.51 x | 0.10 | 0 | 0 | 0 | 1 | 0 | 0 | 0 | 0 | 1 | | 4.61 |
| 12 | FCSSp3 | | 2.60 | 0.29 | 0 | 0 | 1 | 1 | 1 | 0 | 1 | 0 | 1 | | 2.89 |
| 13 | CCoSp2 | | 2.50 | 0.07 | 0 | 0 | 1 | 0 | 0 | 0 | 1 | 0 | 0 | | 2.57 |
| | | | 69.21 | | | | | | | | | | | 74.34 | |

Program Components

Factor

| | | | | | | | | | | | |
|--|------|------|------|------|------|------|------|------|------|------|--------------|
| Skating Skills | 2.00 | 7.50 | 6.75 | 7.00 | 7.75 | 6.75 | 6.50 | 6.75 | 7.25 | 6.50 | 6.93 |
| Transition / Linking Footwork | 2.00 | 7.25 | 6.50 | 6.75 | 7.00 | 5.75 | 6.00 | 6.25 | 7.00 | 6.50 | 6.57 |
| Performance / Execution | 2.00 | 7.75 | 7.00 | 6.75 | 8.00 | 6.50 | 6.75 | 6.50 | 7.50 | 6.75 | 7.00 |
| Choreography / Composition | 2.00 | 7.50 | 6.75 | 7.00 | 7.50 | 6.25 | 6.50 | 6.75 | 7.25 | 6.50 | 6.89 |
| Interpretation | 2.00 | 7.50 | 6.75 | 6.75 | 7.75 | 6.50 | 6.50 | 6.75 | 7.50 | 6.75 | 6.93 |
| Judges Total Program Component Score (factored) | | | | | | | | | | | 68.64 |

Deductions:

0.00

x Credit for highlight distribution, base value multiplied by 1.1

| Rank | Name | Nation | Starting Number | Total Segment Score | Total Element Score | Total Program Component Score (factored) | Total Deductions |
|------|-----------------|--------|-----------------|---------------------|---------------------|--|------------------|
| 6 | Artur GACHINSKI | RUS | 23 | 142.31 | 71.31 | 72.00 | -1.00 |

| # | Executed Elements | Info | Base Value | GOE | The Judges Panel (in random order) | | | | | | | | Ref | Scores of Panel | |
|----|-------------------|------|--------------|-------|------------------------------------|----|----|----|----|----|----|----|-----|-----------------|-------|
| 1 | 4T | | 10.30 | 0.71 | 1 | 1 | 0 | 0 | 1 | 1 | 1 | 0 | 2 | | 11.01 |
| 2 | 3A | | 8.50 | -3.00 | -3 | -3 | -3 | -3 | -3 | -3 | -3 | -3 | -3 | | 5.50 |
| 3 | 3A+SEQ | | 6.80 | 0.57 | 1 | 1 | 1 | 0 | 1 | 0 | 0 | 0 | 1 | | 7.37 |
| 4 | FCSp3 | | 2.80 | 0.29 | 0 | 1 | 1 | 1 | 0 | 1 | 1 | 0 | 0 | | 3.09 |
| 5 | 3Lz+2T | | 7.40 | 0.30 | 0 | 0 | 1 | 1 | 1 | 0 | 1 | 0 | 0 | | 7.70 |
| 6 | 3Lo | | 5.10 | 0.40 | 1 | 0 | 0 | 1 | 0 | 1 | 1 | 0 | 1 | | 5.50 |
| 7 | CiSt3 | | 3.30 | 0.71 | 1 | 1 | 1 | 2 | 1 | 2 | 2 | 0 | 2 | | 4.01 |
| 8 | CSSp2 | | 2.30 | 0.43 | 1 | 1 | 1 | 1 | 1 | 1 | 1 | 0 | 0 | | 2.73 |
| 9 | 3Lz | | 6.60 x | 0.70 | 1 | 1 | 1 | 1 | 1 | 1 | 1 | 0 | 2 | | 7.30 |
| 10 | 3F | | 5.83 x | 0.40 | 0 | 1 | 1 | 1 | 0 | 0 | 1 | 0 | 1 | | 6.23 |
| 11 | 1A+2A+SEQ | | 3.87 x | 0.00 | 0 | 0 | 0 | 1 | 0 | 0 | 0 | 0 | 0 | | 3.87 |
| 12 | ChSt1 | | 2.00 | 1.57 | 1 | 2 | 1 | 2 | 2 | 2 | 2 | 1 | 1 | | 3.57 |
| 13 | CCoSp3 | | 3.00 | 0.43 | 0 | 1 | 1 | 2 | 1 | 1 | 1 | 0 | 1 | | 3.43 |
| | | | 67.80 | | | | | | | | | | | 71.31 | |

Program Components

Factor

| | | | | | | | | | | | |
|--|------|------|------|------|------|------|------|------|------|------|--------------|
| Skating Skills | 2.00 | 7.00 | 7.25 | 7.00 | 7.50 | 7.25 | 7.00 | 7.25 | 7.50 | 7.25 | 7.21 |
| Transition / Linking Footwork | 2.00 | 6.50 | 6.75 | 6.75 | 7.00 | 7.25 | 6.75 | 7.00 | 7.25 | 6.75 | 6.89 |
| Performance / Execution | 2.00 | 7.00 | 7.00 | 7.25 | 7.25 | 7.50 | 7.50 | 7.50 | 7.25 | 7.25 | 7.29 |
| Choreography / Composition | 2.00 | 7.00 | 7.25 | 7.00 | 7.00 | 7.75 | 7.50 | 7.50 | 7.50 | 7.00 | 7.25 |
| Interpretation | 2.00 | 7.00 | 7.00 | 7.25 | 7.25 | 7.75 | 7.75 | 7.75 | 7.25 | 7.25 | 7.36 |
| Judges Total Program Component Score (factored) | | | | | | | | | | | 72.00 |

Deductions:

Falls: -1.00

-1.00

x Credit for highlight distribution, base value multiplied by 1.1

ISU European Figure Skating Championships 2011

MEN FREE SKATING JUDGES DETAILS PER SKATER

| Rank | Name | Nation | Starting Number | Total Segment Score | Total Element Score | Total Program Component Score (factored) | Total Deductions |
|------|------------------|--------|-----------------|---------------------|---------------------|--|------------------|
| 7 | Javier FERNANDEZ | ESP | 16 | 139.17 | 68.67 | 70.50 | 0.00 |

| # | Executed Elements | Info | Base Value | GOE | The Judges Panel (in random order) | | | | | | | | | | Ref | Scores of Panel |
|----|-------------------|------|--------------|-------|------------------------------------|----|----|----|----|----|----|----|----|-------|--------------|-----------------|
| 1 | 4T | | 10.30 | 1.29 | 1 | 1 | 2 | 2 | 1 | 2 | 1 | 1 | 1 | | 11.59 | |
| 2 | 3A | | 8.50 | 0.43 | 0 | 0 | 0 | 1 | 0 | 1 | 1 | 1 | 0 | 8.93 | | |
| 3 | 3Lz | | 6.00 | 0.30 | 0 | 0 | 1 | 1 | 0 | 1 | 0 | 1 | 0 | 6.30 | | |
| 4 | FSSp3 | | 2.60 | 0.14 | 0 | 0 | 1 | 0 | 0 | 1 | 0 | 1 | 0 | 2.74 | | |
| 5 | CiSt3 | | 3.30 | 1.00 | 2 | 2 | 2 | 2 | 2 | 2 | 2 | 2 | 0 | 4.30 | | |
| 6 | 3A+3T< | < | 12.54 x | -2.29 | -3 | -2 | -3 | -2 | -1 | -3 | -2 | -3 | -1 | 10.25 | | |
| 7 | 3Lz+2A+SEQ | | 8.18 x | 0.00 | 0 | 0 | 0 | 0 | 1 | 0 | 0 | 0 | 0 | 8.18 | | |
| 8 | 3F | | 5.83 x | 0.20 | 0 | 0 | 0 | 1 | 1 | 1 | 0 | 0 | 0 | 6.03 | | |
| 9 | 3S<+2T<< | << | 3.63 x | -2.00 | -3 | -2 | -3 | -3 | -3 | -3 | -3 | -3 | -2 | 1.63 | | |
| 10 | 1Lo | | 0.55 x | 0.00 | 0 | 0 | -1 | 0 | 0 | 0 | 0 | 0 | 0 | 0.55 | | |
| 11 | ChSt1 | | 2.00 | 1.86 | 1 | 2 | 2 | 2 | 2 | 2 | 2 | 2 | 1 | 3.86 | | |
| 12 | CSSp2 | | 2.30 | 0.14 | 0 | 0 | 0 | 0 | 1 | 1 | 1 | 0 | 0 | 2.44 | | |
| 13 | CCoSp1 | | 2.00 | -0.13 | 0 | -1 | -1 | -1 | 0 | 0 | 2 | -1 | 0 | 1.87 | | |
| | | | 67.73 | | | | | | | | | | | | 68.67 | |

Program Components

Factor

| | | | | | | | | | | | |
|--|------|------|------|------|------|------|------|------|------|------|--------------|
| Skating Skills | 2.00 | 6.50 | 6.50 | 6.75 | 7.25 | 7.25 | 7.25 | 7.25 | 7.00 | 6.75 | 6.96 |
| Transition / Linking Footwork | 2.00 | 6.50 | 5.75 | 6.50 | 7.00 | 7.00 | 6.75 | 7.00 | 7.00 | 6.50 | 6.75 |
| Performance / Execution | 2.00 | 6.75 | 6.50 | 6.50 | 7.25 | 7.50 | 7.00 | 7.25 | 7.25 | 6.75 | 6.96 |
| Choreography / Composition | 2.00 | 7.25 | 6.25 | 7.50 | 7.50 | 7.50 | 7.50 | 7.25 | 7.25 | 6.75 | 7.29 |
| Interpretation | 2.00 | 7.25 | 6.50 | 7.00 | 8.00 | 7.50 | 7.25 | 7.50 | 7.50 | 7.00 | 7.29 |
| Judges Total Program Component Score (factored) | | | | | | | | | | | 70.50 |

Deductions:

0.00

< Under-rotated jump << Downgraded jump x Credit for highlight distribution, base value multiplied by 1.1

| Rank | Name | Nation | Starting Number | Total Segment Score | Total Element Score | Total Program Component Score (factored) | Total Deductions |
|------|-----------------|--------|-----------------|---------------------|---------------------|--|------------------|
| 8 | Alban PREAUBERT | FRA | 18 | 132.38 | 67.46 | 64.92 | 0.00 |

| # | Executed Elements | Info | Base Value | GOE | The Judges Panel (in random order) | | | | | | | | | | Ref | Scores of Panel |
|----|-------------------|------|--------------|-------|------------------------------------|----|----|----|----|----|----|----|----|-------|--------------|-----------------|
| 1 | 3F+3T | | 9.40 | 0.80 | 1 | 1 | 1 | 1 | 0 | 2 | 2 | 1 | 1 | 10.20 | | |
| 2 | 3A+2T | | 9.90 | 0.00 | 0 | 0 | 0 | 0 | 0 | 0 | 0 | 0 | 0 | 9.90 | | |
| 3 | 3Lo | | 5.10 | -0.50 | -1 | 0 | 0 | -1 | -1 | 0 | -1 | -1 | -1 | 4.60 | | |
| 4 | FSSp3 | | 2.60 | 0.36 | 0 | 1 | 1 | 1 | 0 | 1 | 0 | 1 | 1 | 2.96 | | |
| 5 | CiSt2 | | 2.30 | 0.29 | 0 | 1 | 2 | 1 | 0 | 0 | 0 | 1 | 1 | 2.59 | | |
| 6 | 3A | | 9.35 x | 0.29 | 0 | 1 | 0 | 0 | 0 | 1 | 0 | 1 | 0 | 9.64 | | |
| 7 | 3F | | 5.83 x | 0.20 | 0 | 1 | 1 | 0 | 0 | 1 | 0 | 0 | 0 | 6.03 | | |
| 8 | 3Lz | e | 6.60 x | -0.90 | -2 | -1 | -1 | -1 | -2 | -1 | -2 | -1 | -1 | 5.70 | | |
| 9 | 3S | | 4.62 x | 0.20 | 0 | 0 | 0 | 0 | 0 | 1 | 0 | 1 | 1 | 4.82 | | |
| 10 | ChSt1 | | 2.00 | 1.00 | 1 | 1 | 2 | 1 | 1 | 1 | 1 | 1 | 1 | 3.00 | | |
| 11 | CSSp3 | | 2.60 | 0.43 | 0 | 1 | 1 | 2 | 0 | 1 | 1 | 1 | 1 | 3.03 | | |
| 12 | 2A | | 3.63 x | -1.00 | -2 | -1 | -2 | -2 | -2 | -2 | -2 | -2 | -2 | 2.63 | | |
| 13 | CCoSp1 | | 2.00 | 0.36 | 0 | 1 | 1 | 1 | 0 | 1 | 0 | 1 | 1 | 2.36 | | |
| | | | 65.93 | | | | | | | | | | | | 67.46 | |

Program Components

Factor

| | | | | | | | | | | | |
|--|------|------|------|------|------|------|------|------|------|------|--------------|
| Skating Skills | 2.00 | 6.50 | 6.75 | 7.00 | 6.50 | 6.75 | 6.50 | 6.00 | 6.25 | 6.75 | 6.57 |
| Transition / Linking Footwork | 2.00 | 6.00 | 6.50 | 7.00 | 6.25 | 6.50 | 6.00 | 5.75 | 5.50 | 6.50 | 6.21 |
| Performance / Execution | 2.00 | 6.25 | 6.50 | 7.00 | 6.75 | 6.75 | 6.25 | 5.75 | 6.00 | 7.00 | 6.50 |
| Choreography / Composition | 2.00 | 6.50 | 6.75 | 7.25 | 6.50 | 6.50 | 6.50 | 6.00 | 6.00 | 7.00 | 6.54 |
| Interpretation | 2.00 | 6.50 | 6.75 | 7.25 | 6.75 | 6.75 | 6.75 | 5.75 | 6.00 | 7.00 | 6.64 |
| Judges Total Program Component Score (factored) | | | | | | | | | | | 64.92 |

Deductions:

0.00

x Credit for highlight distribution, base value multiplied by 1.1 e Jump take off with wrong edge

ISU European Figure Skating Championships 2011

MEN FREE SKATING JUDGES DETAILS PER SKATER

| Rank | Name | Nation | Starting Number | Total Segment Score | Total Element Score | Total Program Component Score (factored) | Total Deductions |
|------|-----------------|--------|-----------------|---------------------|---------------------|--|------------------|
| 9 | Samuel CONTESTI | ITA | 19 | 132.10 | 61.60 | 70.50 | 0.00 |

| # | Executed Elements | Info | Base Value | GOE | The Judges Panel (in random order) | | | | | | | | | | Ref | Scores of Panel |
|----|-------------------|------|--------------|-------|------------------------------------|----|----|----|----|----|----|----|----|--|--------------|-----------------|
| 1 | 3A | | 8.50 | 1.71 | 3 | 2 | 2 | 1 | 1 | 2 | 2 | 2 | 1 | | 10.21 | |
| 2 | 3F | | 5.30 | 0.50 | 2 | 1 | 1 | 1 | 0 | 1 | 0 | 1 | 0 | | 5.80 | |
| 3 | 3Lz | | 6.00 | 0.40 | 1 | 1 | 1 | 1 | 0 | 1 | 0 | 0 | 0 | | 6.40 | |
| 4 | CCSp3 | | 2.80 | 0.07 | 1 | 0 | 0 | 0 | 0 | 0 | 0 | 0 | 1 | | 2.87 | |
| 5 | CiSt3 | | 3.30 | 0.64 | 1 | 1 | 2 | 2 | 0 | 1 | 1 | 2 | 1 | | 3.94 | |
| 6 | CCoSp4 | | 3.50 | 0.36 | 1 | 1 | 1 | 1 | 0 | 1 | 0 | 0 | 1 | | 3.86 | |
| 7 | 2A | | 3.63 x | 0.57 | 1 | 2 | 2 | 1 | 0 | 1 | 1 | 1 | 1 | | 4.20 | |
| 8 | 3Lo | | 5.61 x | -1.40 | -2 | -2 | -2 | -2 | -2 | -2 | -2 | -2 | -2 | | 4.21 | |
| 9 | 2A | | 3.63 x | 0.07 | 1 | 1 | 0 | 0 | 0 | 0 | 0 | 0 | 0 | | 3.70 | |
| 10 | ChSt1 | | 2.00 | 1.43 | 2 | 1 | 1 | 2 | 1 | 2 | 1 | 2 | 1 | | 3.43 | |
| 11 | 3A+SEQ | | 7.48 x | -2.57 | -2 | -3 | -3 | -3 | -2 | -3 | -2 | -2 | -3 | | 4.91 | |
| 12 | 3S+2T | | 6.16 x | -0.90 | -1 | -2 | -1 | -1 | 0 | -2 | -1 | -2 | -1 | | 5.26 | |
| 13 | FSSp3 | | 2.60 | 0.21 | 1 | 1 | 1 | 0 | 0 | 0 | 0 | 0 | 1 | | 2.81 | |
| | | | 60.51 | | | | | | | | | | | | 61.60 | |

Program Components

Factor

| | | | | | | | | | | | | |
|--|------|------|------|------|------|------|------|------|------|------|--|--------------|
| Skating Skills | 2.00 | 7.25 | 7.00 | 7.25 | 7.75 | 6.50 | 6.75 | 6.25 | 7.25 | 7.00 | | 7.00 |
| Transition / Linking Footwork | 2.00 | 6.50 | 6.75 | 6.75 | 7.50 | 6.25 | 6.25 | 5.75 | 7.25 | 6.75 | | 6.64 |
| Performance / Execution | 2.00 | 7.00 | 7.25 | 7.50 | 8.00 | 6.75 | 6.50 | 6.25 | 7.00 | 7.25 | | 7.04 |
| Choreography / Composition | 2.00 | 7.50 | 7.50 | 8.00 | 8.25 | 6.50 | 6.50 | 6.25 | 7.50 | 7.25 | | 7.25 |
| Interpretation | 2.00 | 7.25 | 7.50 | 7.75 | 8.25 | 6.75 | 6.75 | 6.50 | 7.75 | 7.50 | | 7.32 |
| Judges Total Program Component Score (factored) | | | | | | | | | | | | 70.50 |

Deductions:

0.00

x Credit for highlight distribution, base value multiplied by 1.1

| Rank | Name | Nation | Starting Number | Total Segment Score | Total Element Score | Total Program Component Score (factored) | Total Deductions |
|------|----------------|--------|-----------------|---------------------|---------------------|--|------------------|
| 10 | Michal BREZINA | CZE | 21 | 125.26 | 58.42 | 68.84 | -2.00 |

| # | Executed Elements | Info | Base Value | GOE | The Judges Panel (in random order) | | | | | | | | | | Ref | Scores of Panel |
|----|-------------------|------|--------------|-------|------------------------------------|----|----|----|----|----|----|----|----|--|--------------|-----------------|
| 1 | 3A | | 8.50 | 1.43 | 2 | 1 | 1 | 2 | 1 | 2 | 1 | 2 | 0 | | 9.93 | |
| 2 | 3F | | 5.30 | -2.10 | -3 | -3 | -3 | -3 | -3 | -3 | -3 | -2 | -3 | | 3.20 | |
| 3 | 2S | | 1.40 | 0.00 | 0 | 0 | 1 | 0 | 0 | 0 | 0 | 0 | 0 | | 1.40 | |
| 4 | FSSp3 | | 2.60 | 0.00 | 0 | 0 | 0 | -1 | 0 | 0 | 0 | 0 | 0 | | 2.60 | |
| 5 | SiSt3 | | 3.30 | 0.50 | 1 | 1 | 1 | 2 | 1 | 1 | 1 | 1 | 0 | | 3.80 | |
| 6 | FCSSp4 | | 3.00 | 0.36 | 1 | 1 | 0 | 0 | 1 | 1 | 1 | 1 | 0 | | 3.36 | |
| 7 | 3A+2T | | 10.89 x | 0.14 | 1 | 0 | 0 | -1 | 0 | 0 | 0 | 0 | 1 | | 11.03 | |
| 8 | 3F+SEQ | | 4.66 x | -2.10 | -3 | -3 | -3 | -3 | -3 | -3 | -3 | -3 | -2 | | 2.56 | |
| 9 | 2A | | 3.63 x | -0.07 | -1 | 0 | 0 | 0 | 0 | 1 | 0 | -1 | 0 | | 3.56 | |
| 10 | 2Lz | | 2.31 x | 0.00 | 0 | 0 | 1 | 0 | 0 | 0 | 0 | 0 | 0 | | 2.31 | |
| 11 | 3S+2T+2Lo | | 8.14 x | 0.10 | 0 | 0 | 1 | 0 | 0 | 0 | 0 | 1 | 0 | | 8.24 | |
| 12 | ChSt1 | | 2.00 | 0.57 | 0 | 0 | 0 | 0 | 1 | 1 | 1 | 1 | 1 | | 2.57 | |
| 13 | CCoSp4 | | 3.50 | 0.36 | 1 | 1 | 0 | 1 | 1 | 1 | 1 | 0 | 0 | | 3.86 | |
| | | | 59.23 | | | | | | | | | | | | 58.42 | |

Program Components

Factor

| | | | | | | | | | | | | |
|--|------|------|------|------|------|------|------|------|------|------|--|--------------|
| Skating Skills | 2.00 | 7.25 | 6.75 | 6.50 | 7.00 | 7.25 | 7.50 | 7.00 | 7.25 | 7.25 | | 7.11 |
| Transition / Linking Footwork | 2.00 | 6.00 | 6.50 | 6.25 | 6.25 | 7.00 | 7.25 | 6.50 | 7.00 | 7.00 | | 6.64 |
| Performance / Execution | 2.00 | 6.75 | 6.50 | 6.00 | 6.25 | 7.00 | 7.50 | 7.00 | 6.75 | 7.50 | | 6.82 |
| Choreography / Composition | 2.00 | 6.50 | 6.75 | 6.25 | 6.75 | 7.25 | 7.50 | 6.75 | 7.50 | 7.25 | | 6.96 |
| Interpretation | 2.00 | 7.00 | 6.50 | 6.00 | 6.50 | 7.25 | 7.25 | 6.75 | 7.25 | 7.00 | | 6.89 |
| Judges Total Program Component Score (factored) | | | | | | | | | | | | 68.84 |

Deductions:

Falls: -2.00

-2.00

x Credit for highlight distribution, base value multiplied by 1.1

ISU European Figure Skating Championships 2011

MEN FREE SKATING JUDGES DETAILS PER SKATER

| Rank | Name | Nation | Starting Number | Total Segment Score | Total Element Score | Total Program Component Score (factored) | Total Deductions |
|------|---------------|--------|-----------------|---------------------|---------------------|--|------------------|
| 11 | Peter LIEBERS | GER | 17 | 124.47 | 63.47 | 62.00 | -1.00 |

| # | Executed Elements | Info | Base Value | GOE | The Judges Panel (in random order) | | | | | | | | | | Ref | Scores of Panel |
|----|-------------------|------|--------------|-------|------------------------------------|----|----|----|----|----|----|----|----|--|-------|-----------------|
| 1 | 3T | | 4.10 | 1.00 | 1 | 2 | 2 | 2 | 1 | 1 | 1 | 1 | 2 | | 5.10 | |
| 2 | 3A+2T | | 9.90 | 0.14 | 0 | 1 | 0 | 0 | 0 | 0 | 1 | 0 | 0 | | 10.04 | |
| 3 | 3Lz | | 6.00 | 0.40 | 0 | 1 | 1 | 2 | 0 | 0 | 0 | 1 | 1 | | 6.40 | |
| 4 | CISt3 | | 3.30 | 0.50 | 0 | 1 | 2 | 1 | 1 | 1 | 2 | 1 | 0 | | 3.80 | |
| 5 | FCSSp4 | | 3.00 | 0.21 | 0 | 1 | 1 | 1 | 0 | 0 | 1 | 0 | 0 | | 3.21 | |
| 6 | 3A | | 9.35 x | -3.00 | -3 | -3 | -3 | -3 | -3 | -3 | -3 | -3 | -3 | | 6.35 | |
| 7 | 3S+2T | | 6.16 x | 0.20 | 0 | 1 | 1 | 0 | 0 | 0 | 1 | 0 | 0 | | 6.36 | |
| 8 | 3Lo | | 5.61 x | 0.00 | 0 | 0 | 0 | 1 | 0 | 0 | 0 | 0 | 0 | | 5.61 | |
| 9 | CCoSp3 | | 3.00 | -0.21 | 0 | -1 | -1 | -1 | -1 | -1 | 0 | 0 | -1 | | 2.79 | |
| 10 | 3F | e | 5.83 x | -1.80 | -2 | -3 | -3 | -2 | -3 | -3 | -2 | -3 | -2 | | 4.03 | |
| 11 | 2A+2T+2T | | 6.71 x | -0.86 | -1 | -2 | -1 | -2 | -2 | -2 | -2 | -2 | -1 | | 5.85 | |
| 12 | ChSt1 | | 2.00 | 0.14 | 0 | 0 | 0 | 0 | 1 | 0 | 1 | 0 | 0 | | 2.14 | |
| 13 | FCCoSp1 | | 2.00 | -0.21 | 0 | -1 | -2 | -1 | -1 | 0 | -1 | 0 | -1 | | 1.79 | |
| | | | 66.96 | | | | | | | | | | | | | 63.47 |

| Program Components | Factor | | | | | | | | | | | |
|--|--------|------|------|------|------|------|------|------|------|------|------|--------------|
| Skating Skills | 2.00 | 6.50 | 6.50 | 6.25 | 6.50 | 6.25 | 6.25 | 6.75 | 6.25 | 6.25 | 6.25 | 6.36 |
| Transition / Linking Footwork | 2.00 | 6.25 | 6.00 | 6.00 | 6.00 | 6.00 | 5.75 | 6.25 | 5.75 | 6.00 | 6.00 | 6.00 |
| Performance / Execution | 2.00 | 6.25 | 6.25 | 5.75 | 6.25 | 6.25 | 6.00 | 6.50 | 6.25 | 6.25 | 6.25 | 6.21 |
| Choreography / Composition | 2.00 | 6.25 | 6.25 | 6.25 | 6.50 | 6.00 | 6.25 | 6.25 | 6.50 | 6.00 | 6.00 | 6.25 |
| Interpretation | 2.00 | 6.50 | 6.00 | 6.00 | 6.00 | 6.25 | 6.25 | 6.50 | 6.25 | 6.00 | 6.00 | 6.18 |
| Judges Total Program Component Score (factored) | | | | | | | | | | | | 62.00 |

Deductions: Falls: -1.00 -1.00

x Credit for highlight distribution, base value multiplied by 1.1 e Jump take off with wrong edge

| Rank | Name | Nation | Starting Number | Total Segment Score | Total Element Score | Total Program Component Score (factored) | Total Deductions |
|------|--------------------|--------|-----------------|---------------------|---------------------|--|------------------|
| 12 | Adrian SCHULTHEISS | SWE | 12 | 119.83 | 58.55 | 61.28 | 0.00 |

| # | Executed Elements | Info | Base Value | GOE | The Judges Panel (in random order) | | | | | | | | | | Ref | Scores of Panel |
|----|-------------------|------|--------------|-------|------------------------------------|----|----|----|----|----|----|----|----|--|------|-----------------|
| 1 | 4T< | < | 7.20 | -1.00 | -1 | -1 | -1 | 0 | -1 | -1 | -1 | -2 | -1 | | 6.20 | |
| 2 | 3A | | 8.50 | 0.00 | 0 | 0 | 0 | 0 | 0 | 0 | -1 | 0 | 0 | | 8.50 | |
| 3 | 3Lz+2T | | 7.40 | -0.10 | 0 | 0 | 0 | 0 | 0 | 0 | -1 | 0 | -1 | | 7.30 | |
| 4 | FCSp2 | | 2.30 | 0.36 | 0 | 1 | 0 | 1 | 1 | 1 | 1 | 0 | 1 | | 2.66 | |
| 5 | 3Lo | | 5.10 | 0.00 | 0 | 0 | -1 | 0 | 0 | 0 | 0 | 0 | 0 | | 5.10 | |
| 6 | SIS2 | | 2.30 | 0.36 | 1 | 1 | 0 | 0 | 1 | 1 | 1 | 0 | 1 | | 2.66 | |
| 7 | 3S | | 4.62 x | -0.90 | -1 | -1 | -2 | -1 | -1 | -1 | -2 | -2 | -1 | | 3.72 | |
| 8 | CoSp2 | | 2.00 | 0.14 | 0 | 1 | 0 | 0 | 0 | 1 | 1 | 0 | 0 | | 2.14 | |
| 9 | 3A<+SEQ | < | 5.28 x | -2.43 | -3 | -3 | -2 | -2 | -2 | -2 | -3 | -2 | -3 | | 2.85 | |
| 10 | 2F | | 1.98 x | -0.60 | -2 | -2 | -2 | -2 | -2 | -2 | -2 | -2 | -2 | | 1.38 | |
| 11 | 3Lz+2T+2T | | 9.68 x | 0.00 | 0 | 0 | 0 | 0 | 0 | 0 | -1 | 0 | 0 | | 9.68 | |
| 12 | ChSt1 | | 2.00 | 1.00 | 1 | 1 | 1 | 1 | 1 | 1 | 0 | 1 | 1 | | 3.00 | |
| 13 | CSSp4 | | 3.00 | 0.36 | 0 | 1 | 0 | 1 | 1 | 1 | 1 | 0 | 1 | | 3.36 | |
| | | | 61.36 | | | | | | | | | | | | | 58.55 |

| Program Components | Factor | | | | | | | | | | | |
|--|--------|------|------|------|------|------|------|------|------|------|------|--------------|
| Skating Skills | 2.00 | 6.25 | 6.25 | 6.25 | 6.00 | 6.50 | 6.50 | 6.50 | 5.75 | 6.25 | 6.25 | 6.29 |
| Transition / Linking Footwork | 2.00 | 6.00 | 5.75 | 5.50 | 5.75 | 6.00 | 6.25 | 6.00 | 5.50 | 6.00 | 6.00 | 5.86 |
| Performance / Execution | 2.00 | 6.00 | 6.00 | 6.00 | 5.75 | 6.50 | 6.50 | 5.75 | 5.75 | 6.50 | 6.50 | 6.07 |
| Choreography / Composition | 2.00 | 6.25 | 6.00 | 6.25 | 6.25 | 6.25 | 6.25 | 6.50 | 6.00 | 6.25 | 6.25 | 6.21 |
| Interpretation | 2.00 | 6.50 | 5.75 | 6.25 | 6.00 | 6.50 | 6.50 | 6.25 | 5.75 | 6.25 | 6.25 | 6.21 |
| Judges Total Program Component Score (factored) | | | | | | | | | | | | 61.28 |

Deductions: 0.00

< Under-rotated jump x Credit for highlight distribution, base value multiplied by 1.1

ISU European Figure Skating Championships 2011

MEN FREE SKATING JUDGES DETAILS PER SKATER

| Rank | Name | Nation | Starting Number | Total Segment Score | Total Element Score | Total Program Component Score (factored) | Total Deductions |
|------|----------------|--------|-----------------|---------------------|---------------------|--|------------------|
| 13 | Paolo BACCHINI | ITA | 13 | 118.95 | 59.57 | 59.38 | 0.00 |

| # | Executed Elements | Info | Base Value | GOE | The Judges Panel (in random order) | | | | | | | | | Ref | Scores of Panel |
|----|-------------------|------|--------------|-------|------------------------------------|----|----|----|----|----|----|----|----|-----|-----------------|
| 1 | 3A | | 8.50 | -3.00 | -3 | -3 | -3 | -3 | -3 | -2 | -3 | -3 | -3 | | 5.50 |
| 2 | 3Lz+3T | | 10.10 | 0.20 | 1 | 0 | 1 | 0 | 1 | 0 | 0 | 0 | 0 | | 10.30 |
| 3 | FSSp4 | | 3.00 | 0.36 | 1 | 1 | 1 | 1 | 1 | 0 | 2 | 0 | 0 | | 3.36 |
| 4 | SIS2 | | 2.30 | 0.36 | 0 | 1 | 1 | 0 | 1 | 1 | 1 | 0 | 1 | | 2.66 |
| 5 | 3Lo | | 5.10 | -2.10 | -3 | -3 | -3 | -3 | -3 | -3 | -3 | -3 | -3 | | 3.00 |
| 6 | 3S+3T | | 9.13 x | 0.00 | 0 | 0 | 0 | 0 | 0 | 0 | 0 | 0 | 0 | | 9.13 |
| 7 | 2F | | 1.98 x | 0.00 | 0 | 0 | 0 | 0 | 0 | 0 | 0 | 0 | 0 | | 1.98 |
| 8 | 2A | | 3.63 x | 0.36 | 1 | 0 | 1 | 1 | 1 | 1 | 0 | 0 | 1 | | 3.99 |
| 9 | CSSp3 | | 2.60 | 0.36 | 1 | 0 | 1 | 1 | 1 | 0 | 1 | 0 | 1 | | 2.96 |
| 10 | 3S+2T+2T | | 7.70 x | 0.00 | 0 | 0 | 0 | 0 | 0 | 0 | 0 | 0 | 0 | | 7.70 |
| 11 | ChSt1 | | 2.00 | 0.86 | 0 | 1 | 1 | 1 | 1 | 0 | 1 | 1 | 1 | | 2.86 |
| 12 | 2A | | 3.63 x | -1.00 | -2 | -2 | -2 | -2 | -2 | -2 | -2 | -2 | -2 | | 2.63 |
| 13 | CCoSp3 | | 3.00 | 0.50 | 1 | 1 | 1 | 1 | 1 | 0 | 2 | 0 | 2 | | 3.50 |
| | | | 62.67 | | | | | | | | | | | | 59.57 |

Program Components

Factor

| | | | | | | | | | | | |
|--|------|------|------|------|------|------|------|------|------|------|--------------|
| Skating Skills | 2.00 | 6.25 | 6.00 | 6.25 | 6.50 | 6.50 | 6.00 | 5.50 | 5.75 | 6.00 | 6.11 |
| Transition / Linking Footwork | 2.00 | 5.00 | 5.25 | 5.75 | 5.75 | 6.25 | 5.75 | 5.00 | 5.50 | 5.75 | 5.54 |
| Performance / Execution | 2.00 | 5.75 | 6.00 | 5.75 | 6.25 | 6.50 | 6.25 | 4.75 | 5.50 | 6.00 | 5.93 |
| Choreography / Composition | 2.00 | 5.75 | 5.75 | 6.00 | 6.50 | 6.75 | 6.25 | 5.75 | 5.50 | 6.25 | 6.04 |
| Interpretation | 2.00 | 5.75 | 6.00 | 6.00 | 6.25 | 6.50 | 6.50 | 5.25 | 5.75 | 6.25 | 6.07 |
| Judges Total Program Component Score (factored) | | | | | | | | | | | 59.38 |

Deductions:

0.00

x Credit for highlight distribution, base value multiplied by 1.1

| Rank | Name | Nation | Starting Number | Total Segment Score | Total Element Score | Total Program Component Score (factored) | Total Deductions |
|------|------------------|--------|-----------------|---------------------|---------------------|--|------------------|
| 14 | Anton KOVALEVSKI | UKR | 3 | 115.86 | 59.58 | 56.28 | 0.00 |

| # | Executed Elements | Info | Base Value | GOE | The Judges Panel (in random order) | | | | | | | | | Ref | Scores of Panel |
|----|-------------------|------|--------------|-------|------------------------------------|----|----|----|----|----|----|----|----|-----|-----------------|
| 1 | 3A | | 8.50 | -1.43 | -1 | -2 | -1 | -1 | -2 | -2 | -2 | -1 | -1 | | 7.07 |
| 2 | 3Lz+2T | | 7.40 | -0.70 | -1 | -1 | 0 | -1 | -1 | -1 | -1 | -1 | -1 | | 6.70 |
| 3 | 3Lz | | 6.00 | 0.10 | 1 | -1 | 0 | 1 | 0 | 0 | 0 | 0 | 0 | | 6.10 |
| 4 | 2A | | 3.30 | 0.43 | 1 | 1 | 0 | 1 | 1 | 2 | 0 | 1 | 1 | | 3.73 |
| 5 | 3Lo | | 5.10 | -0.50 | -1 | -1 | 0 | -1 | -1 | -1 | 0 | 0 | -1 | | 4.60 |
| 6 | CSSp1 | | 1.90 | 0.50 | 1 | 1 | 0 | 1 | 1 | 3 | 1 | 1 | 1 | | 2.40 |
| 7 | SIS3 | | 3.30 | 0.29 | 0 | 0 | 0 | 1 | 1 | 1 | 1 | 1 | 0 | | 3.59 |
| 8 | 3T+3T+1T | | 9.46 x | -0.20 | 0 | 0 | 0 | -1 | 0 | -2 | 0 | 0 | -1 | | 9.26 |
| 9 | 3S< | < | 3.19 x | -0.90 | -2 | -1 | -1 | -2 | -1 | -1 | -1 | -1 | -2 | | 2.29 |
| 10 | FSSp3 | | 2.60 | 0.00 | 0 | 0 | 0 | 0 | 0 | 1 | 0 | 0 | 0 | | 2.60 |
| 11 | ChSt1 | | 2.00 | 1.00 | 1 | 1 | 1 | 1 | 1 | 1 | 1 | 1 | 1 | | 3.00 |
| 12 | 2A+2T | | 5.17 x | -0.50 | -1 | -1 | -1 | -1 | -1 | -1 | -1 | -1 | -1 | | 4.67 |
| 13 | CCoSp4 | | 3.50 | 0.07 | 0 | 0 | 0 | 0 | 0 | 1 | 0 | 1 | 0 | | 3.57 |
| | | | 61.42 | | | | | | | | | | | | 59.58 |

Program Components

Factor

| | | | | | | | | | | | |
|--|------|------|------|------|------|------|------|------|------|------|--------------|
| Skating Skills | 2.00 | 5.50 | 5.25 | 5.75 | 5.50 | 5.75 | 6.25 | 5.75 | 5.75 | 5.50 | 5.64 |
| Transition / Linking Footwork | 2.00 | 4.75 | 4.75 | 5.50 | 5.25 | 5.50 | 5.75 | 5.00 | 5.50 | 5.25 | 5.25 |
| Performance / Execution | 2.00 | 5.25 | 5.00 | 5.50 | 5.50 | 6.00 | 5.50 | 5.75 | 5.75 | 5.75 | 5.57 |
| Choreography / Composition | 2.00 | 5.50 | 5.00 | 5.75 | 6.00 | 6.00 | 6.50 | 5.50 | 6.00 | 5.75 | 5.79 |
| Interpretation | 2.00 | 5.25 | 5.00 | 5.75 | 6.00 | 6.25 | 6.25 | 5.75 | 6.00 | 6.25 | 5.89 |
| Judges Total Program Component Score (factored) | | | | | | | | | | | 56.28 |

Deductions:

0.00

< Under-rotated jump x Credit for highlight distribution, base value multiplied by 1.1

ISU European Figure Skating Championships 2011

MEN FREE SKATING JUDGES DETAILS PER SKATER

| Rank | Name | Nation | Starting Number | Total Segment Score | Total Element Score | Total Program Component Score (factored) | Total Deductions |
|------|------------|--------|-----------------|---------------------|---------------------|--|------------------|
| 15 | Kim LUCINE | MON | 5 | 115.41 | 60.85 | 54.56 | 0.00 |

| # | Executed Elements | Info | Base Value | GOE | The Judges Panel (in random order) | | | | | | | | | Ref | Scores of Panel | |
|----|-------------------|------|--------------|-------|------------------------------------|----|----|----|----|----|----|----|----|-----|-----------------|------|
| 1 | 3Lo | | 5.10 | 0.00 | 0 | 0 | 0 | 0 | 0 | 0 | 0 | 0 | 0 | 0 | 0 | 5.10 |
| 2 | 3F+3T< | < | 8.20 | -0.70 | -1 | -1 | -2 | -1 | -1 | -1 | 0 | -1 | -1 | | | 7.50 |
| 3 | 3Lz | | 6.00 | 0.20 | 0 | 0 | 0 | 0 | 0 | 0 | 1 | 1 | 1 | 1 | | 6.20 |
| 4 | SSp2 | | 1.60 | 0.36 | 0 | 0 | 0 | 1 | 1 | 1 | 1 | 2 | 1 | | | 1.96 |
| 5 | CiSt3 | | 3.30 | 0.29 | 0 | 0 | 1 | 0 | 1 | 0 | 1 | 1 | 1 | | | 3.59 |
| 6 | 2A | | 3.30 | 0.21 | 0 | 1 | 0 | 0 | 0 | 1 | 0 | 1 | 1 | | | 3.51 |
| 7 | 3Lz+2T+2T | | 9.68 x | 0.00 | 0 | 0 | 0 | 0 | 0 | 0 | 0 | 0 | 0 | | | 9.68 |
| 8 | 2A+2T | | 5.17 x | 0.07 | 0 | 0 | 0 | 0 | 0 | 0 | 1 | 1 | 0 | | | 5.24 |
| 9 | 3F | e | 5.83 x | -1.40 | -2 | -2 | -3 | -2 | -2 | -2 | -2 | -2 | -2 | | | 4.43 |
| 10 | FSSp2 | | 2.30 | 0.14 | 0 | 0 | 0 | 0 | 0 | 0 | 1 | 1 | 1 | | | 2.44 |
| 11 | 3S | | 4.62 x | 0.00 | 0 | 0 | 0 | 0 | 0 | 0 | 0 | 0 | 0 | | | 4.62 |
| 12 | ChSt1 | | 2.00 | 1.29 | 1 | -1 | 2 | 1 | 1 | 1 | 2 | 2 | 1 | | | 3.29 |
| 13 | CCoSp3 | | 3.00 | 0.29 | 0 | 0 | 0 | 0 | 1 | 1 | 2 | 1 | 1 | | | 3.29 |
| | | | 60.10 | | | | | | | | | | | | 60.85 | |

Program Components

Factor

| | | | | | | | | | | | | |
|--|------|------|------|------|------|------|------|------|------|------|------|--------------|
| Skating Skills | 2.00 | 5.50 | 5.00 | 5.50 | 5.25 | 5.00 | 5.75 | 5.50 | 5.50 | 5.50 | 5.25 | 5.36 |
| Transition / Linking Footwork | 2.00 | 5.50 | 4.00 | 5.50 | 4.75 | 4.75 | 5.50 | 5.25 | 5.25 | 5.25 | 4.75 | 5.11 |
| Performance / Execution | 2.00 | 5.50 | 4.50 | 6.00 | 5.25 | 5.25 | 6.25 | 6.25 | 5.00 | 5.00 | 5.46 | |
| Choreography / Composition | 2.00 | 5.75 | 4.25 | 6.25 | 5.00 | 5.00 | 6.00 | 6.00 | 5.75 | 6.00 | 5.64 | |
| Interpretation | 2.00 | 5.75 | 4.25 | 6.75 | 5.00 | 5.25 | 6.00 | 6.25 | 5.75 | 6.00 | 5.71 | |
| Judges Total Program Component Score (factored) | | | | | | | | | | | | 54.56 |

Deductions:

0.00

< Under-rotated jump x Credit for highlight distribution, base value multiplied by 1.1 e Jump take off with wrong edge

| Rank | Name | Nation | Starting Number | Total Segment Score | Total Element Score | Total Program Component Score (factored) | Total Deductions |
|------|-----------------|--------|-----------------|---------------------|---------------------|--|------------------|
| 16 | Denis WIECZOREK | GER | 4 | 112.98 | 61.84 | 51.14 | 0.00 |

| # | Executed Elements | Info | Base Value | GOE | The Judges Panel (in random order) | | | | | | | | | Ref | Scores of Panel | |
|----|-------------------|------|--------------|-------|------------------------------------|----|----|----|----|----|----|----|----|-----|-----------------|------|
| 1 | 3Lz+2Lo | | 7.80 | 0.00 | 0 | 0 | 0 | 0 | 0 | 0 | 0 | 0 | 1 | | | 7.80 |
| 2 | 3F | e | 5.30 | -1.40 | -2 | -3 | -2 | -2 | -2 | -2 | -2 | -1 | -2 | | | 3.90 |
| 3 | SiSt2 | | 2.30 | 0.00 | 0 | 0 | 0 | 0 | 0 | 0 | 0 | 0 | 1 | | | 2.30 |
| 4 | 2A+3T | | 7.40 | 0.60 | 1 | 1 | 1 | 0 | 0 | 1 | 1 | 1 | 1 | | | 8.00 |
| 5 | CSp4 | | 2.60 | 0.07 | 0 | 0 | 1 | 0 | 0 | 1 | 0 | 0 | 0 | | | 2.67 |
| 6 | ChSt1 | | 2.00 | 0.14 | 0 | 1 | 0 | 0 | 0 | 0 | 1 | 0 | 0 | | | 2.14 |
| 7 | 3Lo | | 5.61 x | 0.10 | 0 | 0 | 0 | 0 | 0 | 1 | 0 | 0 | 1 | | | 5.71 |
| 8 | 3Lz | | 6.60 x | 0.10 | 0 | 0 | 0 | 0 | 0 | 1 | 0 | 0 | 1 | | | 6.70 |
| 9 | CCoSp3 | | 3.00 | 0.21 | 1 | 0 | 1 | 1 | 1 | 0 | 0 | 0 | 0 | | | 3.21 |
| 10 | 3S | | 4.62 x | 0.10 | 0 | 0 | 1 | 0 | 0 | 0 | 0 | 1 | 0 | | | 4.72 |
| 11 | 3T+2T+2Lo | | 8.03 x | 0.00 | 0 | 0 | 0 | 0 | 0 | 0 | 0 | 0 | 0 | | | 8.03 |
| 12 | 2A | | 3.63 x | 0.43 | 1 | 1 | 1 | 1 | 0 | 1 | 0 | 1 | 1 | | | 4.06 |
| 13 | FSSp3 | | 2.60 | 0.00 | 0 | 0 | 0 | 0 | 0 | 0 | 0 | 1 | 0 | | | 2.60 |
| | | | 61.49 | | | | | | | | | | | | 61.84 | |

Program Components

Factor

| | | | | | | | | | | | |
|--|------|------|------|------|------|------|------|------|------|------|--------------|
| Skating Skills | 2.00 | 5.00 | 5.75 | 5.25 | 5.25 | 5.50 | 5.00 | 5.75 | 5.00 | 6.00 | 5.36 |
| Transition / Linking Footwork | 2.00 | 4.50 | 5.50 | 4.75 | 4.50 | 5.00 | 4.75 | 5.50 | 4.75 | 5.25 | 4.93 |
| Performance / Execution | 2.00 | 5.00 | 5.50 | 4.50 | 5.00 | 5.25 | 5.00 | 5.75 | 4.50 | 5.75 | 5.14 |
| Choreography / Composition | 2.00 | 5.00 | 5.50 | 5.00 | 5.25 | 5.25 | 4.75 | 5.50 | 4.50 | 5.50 | 5.18 |
| Interpretation | 2.00 | 5.00 | 5.25 | 4.75 | 4.75 | 5.00 | 4.75 | 5.50 | 4.75 | 5.25 | 4.96 |
| Judges Total Program Component Score (factored) | | | | | | | | | | | 51.14 |

Deductions:

0.00

x Credit for highlight distribution, base value multiplied by 1.1 e Jump take off with wrong edge

ISU European Figure Skating Championships 2011

MEN FREE SKATING JUDGES DETAILS PER SKATER

| Rank | Name | Nation | Starting Number | Total Segment Score | Total Element Score | Total Program Component Score (factored) | Total Deductions |
|------|-------------|--------|-----------------|---------------------|---------------------|--|------------------|
| 17 | Javier RAYA | ESP | 1 | 112.70 | 59.14 | 53.56 | 0.00 |

| # | Executed Elements | Info | Base Value | GOE | The Judges Panel (in random order) | | | | | | | | Ref | Scores of Panel | |
|----|-------------------|------|--------------|-------|------------------------------------|----|----|----|----|----|----|----|-----|-----------------|------|
| 1 | 3A | | 8.50 | 0.57 | 0 | 1 | 1 | 0 | 1 | 0 | 1 | 0 | 1 | | 9.07 |
| 2 | 3T+3T | | 8.20 | 0.00 | 0 | 0 | 0 | 0 | 0 | 0 | 0 | 0 | 0 | | 8.20 |
| 3 | 3F | | 5.30 | -0.70 | -1 | -1 | -1 | -1 | -1 | -2 | -1 | -1 | -1 | | 4.60 |
| 4 | FSSp4 | | 3.00 | 0.43 | 1 | 1 | 0 | 0 | 1 | 1 | 1 | 2 | 1 | | 3.43 |
| 5 | CCSp3 | | 2.80 | 0.36 | 1 | 1 | 1 | 0 | 0 | 0 | 1 | 1 | 1 | | 3.16 |
| 6 | 3Lz | | 6.00 | -0.40 | 0 | 0 | -1 | 0 | -1 | -1 | 0 | -1 | -1 | | 5.60 |
| 7 | 2F+2T | | 3.52 x | 0.00 | 0 | 0 | 0 | 0 | 0 | 0 | 0 | 0 | 0 | | 3.52 |
| 8 | 2A+2T | | 5.17 x | 0.00 | 0 | 0 | 0 | 0 | 0 | 0 | 0 | 0 | 0 | | 5.17 |
| 9 | CiSt3 | | 3.30 | 0.21 | 0 | 0 | 1 | 0 | 0 | 1 | 1 | 1 | 0 | | 3.51 |
| 10 | 3S | | 4.62 x | 0.40 | 0 | 1 | 0 | 0 | 1 | 0 | 1 | 1 | 1 | | 5.02 |
| 11 | CCoSp3 | | 3.00 | 0.36 | 0 | 1 | 0 | 0 | 1 | 0 | 1 | 2 | 2 | | 3.36 |
| 12 | ChSt1 | | 2.00 | 1.29 | 1 | 1 | 1 | 2 | 1 | 1 | 2 | 2 | 1 | | 3.29 |
| 13 | 1A | | 1.21 x | 0.00 | 0 | 0 | 0 | 0 | 0 | 0 | 0 | 1 | 0 | | 1.21 |
| | | | 56.62 | | | | | | | | | | | 59.14 | |

Program Components

Factor

| | | | | | | | | | | | | |
|--|------|------|------|------|------|------|------|------|------|------|--|--------------|
| Skating Skills | 2.00 | 5.25 | 5.25 | 5.25 | 5.25 | 5.00 | 5.50 | 6.00 | 5.25 | 5.50 | | 5.32 |
| Transition / Linking Footwork | 2.00 | 4.50 | 6.00 | 5.00 | 5.00 | 4.50 | 5.00 | 5.75 | 4.75 | 5.25 | | 5.04 |
| Performance / Execution | 2.00 | 5.00 | 5.75 | 5.25 | 5.50 | 5.00 | 5.75 | 6.25 | 5.50 | 5.50 | | 5.46 |
| Choreography / Composition | 2.00 | 4.75 | 6.00 | 5.25 | 5.25 | 5.00 | 5.50 | 6.25 | 5.75 | 5.50 | | 5.46 |
| Interpretation | 2.00 | 5.00 | 5.75 | 5.50 | 5.25 | 4.75 | 5.75 | 6.25 | 5.50 | 5.75 | | 5.50 |
| Judges Total Program Component Score (factored) | | | | | | | | | | | | 53.56 |

Deductions:

0.00

x Credit for highlight distribution, base value multiplied by 1.1

| Rank | Name | Nation | Starting Number | Total Segment Score | Total Element Score | Total Program Component Score (factored) | Total Deductions |
|------|----------------|--------|-----------------|---------------------|---------------------|--|------------------|
| 18 | Zoltan KELEMEN | ROU | 6 | 110.12 | 60.40 | 49.72 | 0.00 |

| # | Executed Elements | Info | Base Value | GOE | The Judges Panel (in random order) | | | | | | | | Ref | Scores of Panel | |
|----|-------------------|------|--------------|-------|------------------------------------|----|----|----|----|----|----|----|-----|-----------------|-------|
| 1 | 3A | | 8.50 | 0.29 | 0 | 1 | 0 | 0 | 1 | 0 | 1 | 0 | 0 | | 8.79 |
| 2 | 3Lz+3T | | 10.10 | -0.10 | -1 | 0 | 0 | 0 | 0 | -1 | 0 | 0 | 0 | | 10.00 |
| 3 | 3Lo | | 5.10 | 0.00 | 0 | 0 | 0 | 0 | 0 | 0 | 1 | 0 | 0 | | 5.10 |
| 4 | CSSp4 | | 3.00 | 0.21 | 0 | 1 | 0 | 0 | 0 | 2 | 1 | 0 | 1 | | 3.21 |
| 5 | 3Lz | | 6.00 | 0.00 | 0 | 0 | 0 | 0 | 0 | 0 | 0 | 0 | 0 | | 6.00 |
| 6 | 2F+3T | | 5.90 | 0.00 | 0 | 0 | 0 | 0 | 0 | -1 | 0 | 0 | 0 | | 5.90 |
| 7 | CiSt2 | | 2.30 | 0.07 | 0 | 0 | 0 | 0 | 0 | 0 | 1 | 0 | 1 | | 2.37 |
| 8 | 3F<+2T | < | 5.61 x | -1.80 | -3 | -2 | -1 | -3 | -3 | -2 | -3 | -3 | -2 | | 3.81 |
| 9 | FSSp4 | | 3.00 | 0.00 | 0 | 0 | 0 | 0 | 1 | -1 | 0 | 0 | 0 | | 3.00 |
| 10 | ChSt1 | | 2.00 | 0.71 | 1 | 1 | 1 | 0 | 0 | 1 | 1 | 0 | 1 | | 2.71 |
| 11 | 3S< | < | 3.19 x | -1.10 | -1 | -2 | -2 | -1 | -1 | -2 | -2 | -2 | -1 | | 2.09 |
| 12 | CCoSp4 | | 3.50 | 0.36 | 0 | 1 | 1 | 1 | 0 | 1 | 0 | 1 | 1 | | 3.86 |
| 13 | 2A | | 3.63 x | -0.07 | 0 | 0 | 0 | -1 | 0 | -1 | 0 | 0 | 0 | | 3.56 |
| | | | 61.83 | | | | | | | | | | | 60.40 | |

Program Components

Factor

| | | | | | | | | | | | | |
|--|------|------|------|------|------|------|------|------|------|------|--|--------------|
| Skating Skills | 2.00 | 5.00 | 5.75 | 5.50 | 4.75 | 5.00 | 5.00 | 5.50 | 5.00 | 5.25 | | 5.18 |
| Transition / Linking Footwork | 2.00 | 4.75 | 5.50 | 5.00 | 4.50 | 3.75 | 5.00 | 5.00 | 4.50 | 5.00 | | 4.82 |
| Performance / Execution | 2.00 | 5.00 | 6.00 | 5.50 | 4.75 | 4.50 | 4.75 | 5.25 | 4.75 | 5.00 | | 5.00 |
| Choreography / Composition | 2.00 | 5.00 | 5.75 | 5.25 | 4.75 | 4.25 | 5.00 | 5.00 | 4.75 | 4.75 | | 4.93 |
| Interpretation | 2.00 | 5.00 | 5.50 | 5.25 | 4.50 | 4.25 | 4.75 | 5.25 | 4.75 | 5.00 | | 4.93 |
| Judges Total Program Component Score (factored) | | | | | | | | | | | | 49.72 |

Deductions:

0.00

< Under-rotated jump x Credit for highlight distribution, base value multiplied by 1.1

ISU European Figure Skating Championships 2011

MEN FREE SKATING JUDGES DETAILS PER SKATER

| Rank | Name | Nation | Starting Number | Total Segment Score | Total Element Score | Total Program Component Score (factored) | Total Deductions |
|------|-----------------|--------|-----------------|---------------------|---------------------|--|------------------|
| 19 | Jorik HENDRICKX | BEL | 7 | 109.25 | 54.61 | 55.64 | -1.00 |

| # | Executed Elements | Info | Base Value | GOE | The Judges Panel (in random order) | | | | | | | | | | Ref | Scores of Panel |
|----|-------------------|------|--------------|-------|------------------------------------|----|----|----|----|----|----|----|----|----|------|-----------------|
| 1 | 3Lz+3T< | < | 8.90 | -0.90 | -2 | -2 | -1 | -1 | -1 | -2 | -1 | -1 | -1 | -1 | | 8.00 |
| 2 | 2A | | 3.30 | 0.29 | 0 | 1 | 1 | 1 | 1 | 0 | 0 | 1 | 0 | | 3.59 | |
| 3 | 3F | e | 5.30 | -1.10 | -2 | -2 | -1 | -2 | -1 | -2 | -2 | -1 | -1 | | 4.20 | |
| 4 | FCSSp4 | | 3.00 | 0.43 | 0 | 1 | 1 | 1 | 1 | 0 | 1 | 1 | 1 | | 3.43 | |
| 5 | CiSt3 | | 3.30 | 0.50 | 0 | 1 | 1 | 2 | 2 | 0 | 1 | 1 | 1 | | 3.80 | |
| 6 | 3Lz< | < | 4.62 x | -2.10 | -3 | -3 | -3 | -3 | -3 | -3 | -3 | -3 | -3 | | 2.52 | |
| 7 | 3Lo+2T | | 7.15 x | 0.40 | 0 | 1 | 1 | 1 | 1 | 0 | 1 | 0 | 0 | | 7.55 | |
| 8 | 3S< | < | 3.19 x | -0.90 | -1 | -2 | -1 | -2 | -1 | -2 | 0 | -1 | -1 | | 2.29 | |
| 9 | CCoSp4 | | 3.50 | 0.50 | 0 | 1 | 1 | 2 | 2 | 0 | 1 | 1 | 1 | | 4.00 | |
| 10 | 3Lo< | < | 3.96 x | -0.70 | -1 | -1 | -1 | -1 | 0 | -2 | -1 | -1 | -1 | | 3.26 | |
| 11 | 2A+2T+2T< | < | 6.27 x | -0.50 | -1 | -1 | 0 | -1 | -1 | -2 | -1 | -1 | -1 | | 5.77 | |
| 12 | ChSt1 | | 2.00 | 0.43 | 1 | 0 | 1 | 0 | 1 | 0 | 0 | 1 | 0 | | 2.43 | |
| 13 | FCSp4 | | 3.20 | 0.57 | 0 | 1 | 1 | 2 | 2 | 1 | 1 | 1 | 1 | | 3.77 | |
| | | | 57.69 | | | | | | | | | | | | | 54.61 |

Program Components

Factor

| | | | | | | | | | | | |
|--|------|------|------|------|------|------|------|------|------|------|--------------|
| Skating Skills | 2.00 | 5.75 | 5.50 | 6.00 | 6.00 | 5.50 | 5.25 | 5.50 | 5.75 | 5.25 | 5.61 |
| Transition / Linking Footwork | 2.00 | 5.50 | 5.50 | 5.50 | 5.75 | 5.25 | 5.25 | 5.25 | 5.50 | 5.00 | 5.39 |
| Performance / Execution | 2.00 | 5.75 | 5.25 | 5.50 | 6.00 | 5.00 | 5.50 | 5.75 | 6.00 | 5.50 | 5.61 |
| Choreography / Composition | 2.00 | 5.75 | 5.25 | 5.50 | 6.50 | 5.75 | 5.50 | 5.75 | 5.75 | 5.50 | 5.64 |
| Interpretation | 2.00 | 5.50 | 5.25 | 5.75 | 6.00 | 5.50 | 5.00 | 5.50 | 6.00 | 5.50 | 5.57 |
| Judges Total Program Component Score (factored) | | | | | | | | | | | 55.64 |

Deductions:

Falls: -1.00

-1.00

< Under-rotated jump x Credit for highlight distribution, base value multiplied by 1.1 e Jump take off with wrong edge

| Rank | Name | Nation | Starting Number | Total Segment Score | Total Element Score | Total Program Component Score (factored) | Total Deductions |
|------|----------------|--------|-----------------|---------------------|---------------------|--|------------------|
| 20 | Viktor PFEIFER | AUT | 11 | 109.13 | 54.57 | 55.56 | -1.00 |

| # | Executed Elements | Info | Base Value | GOE | The Judges Panel (in random order) | | | | | | | | | | Ref | Scores of Panel |
|----|-------------------|------|--------------|-------|------------------------------------|----|----|----|----|----|----|----|----|--|------|-----------------|
| 1 | 4T<< | << | 4.10 | -2.10 | -3 | -3 | -3 | -3 | -3 | -3 | -3 | -3 | -3 | | 2.00 | |
| 2 | 3Lo | | 5.10 | 0.60 | 1 | 1 | 1 | 1 | 1 | 0 | 1 | 1 | 0 | | 5.70 | |
| 3 | 3Lz | | 6.00 | 0.10 | 1 | 0 | 1 | 0 | 0 | 0 | 0 | 0 | 0 | | 6.10 | |
| 4 | 3F | e | 5.30 | -0.80 | -1 | -1 | -1 | -1 | -1 | -2 | -1 | -1 | -2 | | 4.50 | |
| 5 | 2A | | 3.30 | -0.29 | 0 | -1 | -1 | -1 | -1 | 0 | 0 | -1 | 0 | | 3.01 | |
| 6 | CiSt3 | | 3.30 | 0.07 | 1 | 0 | 0 | 0 | 0 | 0 | 1 | 0 | 0 | | 3.37 | |
| 7 | 3S+2T+2T | | 7.70 x | 0.00 | 0 | 0 | 0 | 0 | 0 | 0 | -1 | 0 | 0 | | 7.70 | |
| 8 | 3Lz+1T | | 7.04 x | -0.50 | -1 | -1 | -2 | 0 | 0 | -1 | -1 | -1 | 0 | | 6.54 | |
| 9 | 3T | | 4.51 x | 0.00 | 0 | 0 | -1 | 0 | 0 | 0 | 0 | 0 | 0 | | 4.51 | |
| 10 | CCSp4 | | 3.20 | 0.29 | 1 | 0 | 1 | 1 | 0 | 0 | 1 | 1 | 0 | | 3.49 | |
| 11 | FSSp2 | | 2.30 | -0.04 | 0 | 0 | -1 | 0 | -1 | 0 | 0 | 0 | 0 | | 2.26 | |
| 12 | ChSt1 | | 2.00 | 0.43 | 1 | 0 | 0 | 0 | 0 | 1 | 1 | 0 | 1 | | 2.43 | |
| 13 | CCoSp3 | | 3.00 | -0.04 | 0 | 0 | -1 | 0 | 0 | 0 | 1 | -1 | 0 | | 2.96 | |
| | | | 56.85 | | | | | | | | | | | | | 54.57 |

Program Components

Factor

| | | | | | | | | | | | |
|--|------|------|------|------|------|------|------|------|------|------|--------------|
| Skating Skills | 2.00 | 6.00 | 5.25 | 5.50 | 6.00 | 5.25 | 5.50 | 6.00 | 5.50 | 5.25 | 5.57 |
| Transition / Linking Footwork | 2.00 | 5.75 | 5.00 | 5.00 | 5.75 | 5.00 | 5.50 | 5.75 | 5.25 | 5.00 | 5.32 |
| Performance / Execution | 2.00 | 6.00 | 5.25 | 5.25 | 6.00 | 5.00 | 6.25 | 6.00 | 5.50 | 5.00 | 5.57 |
| Choreography / Composition | 2.00 | 6.25 | 5.50 | 5.50 | 6.25 | 4.75 | 6.00 | 6.00 | 5.75 | 5.25 | 5.75 |
| Interpretation | 2.00 | 6.25 | 5.25 | 5.00 | 6.00 | 5.00 | 6.00 | 6.00 | 5.50 | 5.25 | 5.57 |
| Judges Total Program Component Score (factored) | | | | | | | | | | | 55.56 |

Deductions:

Falls: -1.00

-1.00

<< Downgraded jump x Credit for highlight distribution, base value multiplied by 1.1 e Jump take off with wrong edge

ISU European Figure Skating Championships 2011

MEN FREE SKATING JUDGES DETAILS PER SKATER

| Rank | Name | Nation | Starting Number | Total Segment Score | Total Element Score | Total Program Component Score (factored) | Total Deductions |
|------|---------------------|--------|-----------------|---------------------|---------------------|--|------------------|
| 21 | Kristoffer BERTSSON | SWE | 14 | 105.96 | 44.98 | 62.98 | -2.00 |

| # | Executed Elements | Info | Base Value | GOE | The Judges Panel (in random order) | | | | | | | | | | Ref | Scores of Panel |
|----|-------------------|------|--------------|---------|------------------------------------|----|----|----|----|----|----|----|----|------|--------------|-----------------|
| 1 | 3Lz+3T< | < | 8.90 | -0.80 | -2 | -1 | -1 | -1 | -1 | -1 | -1 | -1 | -1 | -2 | | 8.10 |
| 2 | 3A< | < | 6.00 | -2.57 | -3 | -3 | -2 | -2 | -3 | -3 | -2 | -3 | -2 | | 3.43 | |
| 3 | 3A+SEQ | | 6.80 | -3.00 | -3 | -3 | -3 | -3 | -3 | -3 | -3 | -3 | | 3.80 | | |
| 4 | FCCoSp1 | | 2.00 | -0.34 | 0 | -2 | -1 | 0 | -2 | -2 | -1 | -2 | 0 | | 1.66 | |
| 5 | CSSp2 | | 2.30 | 0.36 | 0 | 0 | 1 | 1 | 1 | 1 | 1 | 0 | | 2.66 | | |
| 6 | 3Lz | | 6.00 | 0.40 | 0 | 0 | 1 | 1 | 1 | 0 | 1 | 1 | 0 | | 6.40 | |
| 7 | 2F | | 1.98 | x -0.34 | -2 | -1 | -1 | -1 | -1 | -1 | -1 | -2 | | 1.64 | | |
| 8 | 3Lo | e | 5.61 | x -2.10 | -3 | -3 | -3 | -3 | -3 | -3 | -3 | -3 | | 3.51 | | |
| 9 | CiSt3 | | 3.30 | 0.43 | 1 | 1 | 1 | 2 | 1 | 1 | 1 | 0 | 0 | | 3.73 | |
| 10 | 3S | | 4.62 | x 0.00 | 0 | 0 | 0 | 0 | 0 | 0 | 0 | 0 | 0 | | 4.62 | |
| 11 | 1A | | 1.21 | x -0.51 | -3 | -3 | -2 | -3 | -3 | -3 | -2 | -2 | | 0.70 | | |
| 12 | ChSt1 | | 2.00 | 0.86 | 1 | 1 | 1 | 2 | 1 | 0 | 1 | 0 | 1 | | 2.86 | |
| 13 | CCoSp1 | | 2.00 | -0.13 | -1 | 0 | -1 | 0 | -1 | 0 | -1 | 0 | 0 | | 1.87 | |
| | | | 52.72 | | | | | | | | | | | | 44.98 | |

| Program Components | | Factor | | | | | | | | | | | |
|--|--|--------|------|------|------|------|------|------|------|------|------|--|--------------|
| Skating Skills | | 2.00 | 5.75 | 6.75 | 6.25 | 6.50 | 6.00 | 6.50 | 6.75 | 6.25 | 6.00 | | 6.32 |
| Transition / Linking Footwork | | 2.00 | 5.75 | 6.00 | 5.75 | 6.25 | 6.00 | 6.00 | 6.50 | 6.00 | 5.75 | | 5.96 |
| Performance / Execution | | 2.00 | 6.00 | 6.50 | 6.00 | 6.75 | 6.25 | 5.50 | 6.50 | 6.00 | 6.25 | | 6.21 |
| Choreography / Composition | | 2.00 | 6.25 | 6.50 | 6.25 | 7.00 | 6.75 | 6.50 | 7.00 | 6.25 | 6.00 | | 6.50 |
| Interpretation | | 2.00 | 6.50 | 6.75 | 6.50 | 7.00 | 6.75 | 6.00 | 6.75 | 6.25 | 6.00 | | 6.50 |
| Judges Total Program Component Score (factored) | | | | | | | | | | | | | 62.98 |

Deductions: Falls: -2.00 -2.00

< Under-rotated jump x Credit for highlight distribution, base value multiplied by 1.1 e Jump take off with wrong edge

| Rank | Name | Nation | Starting Number | Total Segment Score | Total Element Score | Total Program Component Score (factored) | Total Deductions |
|------|--------------|--------|-----------------|---------------------|---------------------|--|------------------|
| 22 | Maxim SHIPOV | ISR | 9 | 104.29 | 55.37 | 48.92 | 0.00 |

| # | Executed Elements | Info | Base Value | GOE | The Judges Panel (in random order) | | | | | | | | | | Ref | Scores of Panel |
|----|-------------------|------|--------------|---------|------------------------------------|----|----|----|----|----|----|----|----|--|--------------|-----------------|
| 1 | 3A+2T | | 9.90 | -0.29 | 0 | -1 | 0 | 0 | 0 | -1 | -1 | 0 | 0 | | 9.61 | |
| 2 | 3A | | 8.50 | -1.86 | -2 | -1 | -2 | -2 | -3 | -2 | -2 | -1 | -2 | | 6.64 | |
| 3 | 3Lz | e | 6.00 | -1.30 | -2 | -1 | -2 | -2 | -3 | -2 | -2 | -1 | -2 | | 4.70 | |
| 4 | 3S | | 4.20 | 0.00 | 0 | 0 | 0 | 0 | 0 | 0 | 0 | 0 | 0 | | 4.20 | |
| 5 | CSSp1 | | 1.90 | 0.07 | 0 | 0 | 1 | 0 | 0 | 0 | 0 | 0 | 1 | | 1.97 | |
| 6 | SiSt3 | | 3.30 | 0.00 | 0 | 0 | 0 | 0 | 0 | 0 | 0 | 0 | 0 | | 3.30 | |
| 7 | 3F+2T | | 7.37 | x -0.60 | 0 | -1 | -1 | 0 | -1 | -1 | -1 | -1 | -1 | | 6.77 | |
| 8 | 1F | | 0.55 | x -0.04 | 0 | -1 | -1 | 0 | 0 | 0 | -1 | -1 | 0 | | 0.51 | |
| 9 | FCCoSp2 | | 2.50 | 0.00 | 0 | 0 | 1 | 0 | 0 | 0 | 0 | 0 | 0 | | 2.50 | |
| 10 | ChSt1 | | 2.00 | -0.29 | 1 | -1 | 0 | -1 | 0 | -1 | -1 | 0 | -1 | | 1.71 | |
| 11 | 3T | | 4.51 | x 0.00 | 0 | 0 | 0 | 0 | 0 | 0 | 0 | 0 | 0 | | 4.51 | |
| 12 | 2A+2A+SEQ | | 5.81 | x 0.00 | 0 | 0 | 0 | 0 | 0 | 0 | 0 | 0 | 0 | | 5.81 | |
| 13 | CCoSp3 | | 3.00 | 0.14 | 0 | 0 | 1 | 0 | 0 | 0 | 0 | 1 | 1 | | 3.14 | |
| | | | 59.54 | | | | | | | | | | | | 55.37 | |

| Program Components | | Factor | | | | | | | | | | | |
|--|--|--------|------|------|------|------|------|------|------|------|------|--|--------------|
| Skating Skills | | 2.00 | 5.00 | 5.50 | 5.25 | 5.25 | 5.25 | 5.00 | 4.75 | 5.00 | 5.50 | | 5.18 |
| Transition / Linking Footwork | | 2.00 | 4.75 | 4.75 | 4.50 | 4.25 | 4.50 | 4.50 | 4.50 | 4.50 | 4.75 | | 4.57 |
| Performance / Execution | | 2.00 | 4.75 | 5.25 | 5.00 | 5.00 | 4.75 | 5.00 | 5.00 | 5.00 | 5.00 | | 4.96 |
| Choreography / Composition | | 2.00 | 5.00 | 5.00 | 5.00 | 4.75 | 4.50 | 5.00 | 4.75 | 4.75 | 5.25 | | 4.89 |
| Interpretation | | 2.00 | 4.75 | 5.25 | 5.25 | 4.50 | 4.50 | 4.75 | 5.00 | 5.00 | 4.75 | | 4.86 |
| Judges Total Program Component Score (factored) | | | | | | | | | | | | | 48.92 |

Deductions: 0.00

x Credit for highlight distribution, base value multiplied by 1.1 e Jump take off with wrong edge

ISU European Figure Skating Championships 2011

MEN FREE SKATING JUDGES DETAILS PER SKATER

| Rank | Name | Nation | Starting Number | Total Segment Score | Total Element Score | Total Program Component Score (factored) | Total Deductions |
|------|-----------------|--------|-----------------|---------------------|---------------------|--|------------------|
| 23 | Laurent ALVAREZ | SUI | 10 | 102.81 | 48.89 | 53.92 | 0.00 |

| # | Executed Elements | Info | Base Value | GOE | The Judges Panel (in random order) | | | | | | | | | | Ref | Scores of Panel | | |
|----|-------------------|------|--------------|-------|------------------------------------|----|----|----|----|----|----|----|----|---|-----|-----------------|------|------|
| 1 | 3A | | 8.50 | 0.14 | 0 | 1 | 0 | 1 | 0 | 0 | 0 | 0 | 0 | 0 | 0 | 0 | 0 | 8.64 |
| 2 | 3Lz | | 6.00 | 0.30 | 1 | 0 | 1 | 1 | 1 | 0 | 0 | 0 | 0 | 0 | 0 | 0 | 0 | 6.30 |
| 3 | 1F | e | 0.50 | -0.11 | -1 | -1 | -1 | -1 | -1 | -2 | -1 | -1 | -2 | | | | 0.39 | |
| 4 | 3T+2T | | 5.50 | 0.00 | 0 | 0 | 0 | 0 | 0 | 0 | 0 | 0 | 0 | 0 | 0 | 0 | 5.50 | |
| 5 | SISt2 | | 2.30 | 0.50 | 1 | 1 | 1 | 2 | 1 | 0 | 1 | 1 | 1 | | | | 2.80 | |
| 6 | CSSp4 | | 3.00 | 0.57 | 1 | 1 | 1 | 2 | 2 | 0 | 1 | 1 | 1 | | | | 3.57 | |
| 7 | 2S+2T+2Lo | | 5.06 x | -0.17 | 0 | -1 | -2 | 0 | -1 | 0 | 0 | -1 | -1 | | | | 4.89 | |
| 8 | 2S | | 1.54 x | 0.00 | 0 | 0 | 0 | 0 | 0 | 0 | 0 | 0 | 0 | | | | 1.54 | |
| 9 | 3T | | 4.51 x | 0.00 | 0 | 0 | 0 | 0 | 0 | 0 | 0 | 0 | 0 | | | | 4.51 | |
| 10 | FCSp2 | | 2.30 | -0.04 | 0 | 0 | 0 | 0 | -1 | 0 | 0 | -1 | 0 | | | | 2.26 | |
| 11 | ChSt1 | | 2.00 | 0.57 | 1 | 0 | 1 | 2 | 0 | 1 | 0 | 0 | 1 | | | | 2.57 | |
| 12 | 2A | | 3.63 x | -1.00 | -2 | -2 | -2 | -2 | -2 | -2 | -2 | -2 | -2 | | | | 2.63 | |
| 13 | CCoSp3 | | 3.00 | 0.29 | 0 | 1 | 1 | 1 | 0 | 0 | 1 | 1 | 0 | | | | 3.29 | |
| | | | 47.84 | | | | | | | | | | | | | 48.89 | | |

Program Components

Factor

| | | | | | | | | | | | | |
|--|------|------|------|------|------|------|------|------|------|------|--|--------------|
| Skating Skills | 2.00 | 6.00 | 5.00 | 5.50 | 6.00 | 5.50 | 5.50 | 5.25 | 5.75 | 5.00 | | 5.50 |
| Transition / Linking Footwork | 2.00 | 5.75 | 4.75 | 4.75 | 5.75 | 4.75 | 5.25 | 4.50 | 5.50 | 4.75 | | 5.07 |
| Performance / Execution | 2.00 | 6.00 | 5.00 | 5.25 | 6.00 | 5.00 | 5.25 | 5.25 | 6.00 | 5.50 | | 5.46 |
| Choreography / Composition | 2.00 | 5.75 | 5.00 | 5.00 | 6.50 | 5.25 | 5.50 | 5.00 | 6.00 | 5.50 | | 5.43 |
| Interpretation | 2.00 | 6.00 | 5.25 | 5.00 | 6.25 | 5.50 | 5.50 | 5.00 | 6.00 | 5.25 | | 5.50 |
| Judges Total Program Component Score (factored) | | | | | | | | | | | | 53.92 |

Deductions:

0.00

x Credit for highlight distribution, base value multiplied by 1.1 e Jump take off with wrong edge

| Rank | Name | Nation | Starting Number | Total Segment Score | Total Element Score | Total Program Component Score (factored) | Total Deductions |
|------|-----------------|--------|-----------------|---------------------|---------------------|--|------------------|
| 24 | Stephane WALKER | SUI | 2 | 87.90 | 42.06 | 46.84 | -1.00 |

| # | Executed Elements | Info | Base Value | GOE | The Judges Panel (in random order) | | | | | | | | | | Ref | Scores of Panel | |
|----|-------------------|------|--------------|-------|------------------------------------|----|----|----|----|----|----|----|----|--|-----|-----------------|------|
| 1 | 3Lz< | < | 4.20 | -2.10 | -3 | -3 | -3 | -3 | -3 | -3 | -3 | -3 | -3 | | | | 2.10 |
| 2 | 3F | e | 5.30 | -0.90 | -1 | -1 | -2 | -1 | -1 | -1 | -2 | -1 | -2 | | | | 4.40 |
| 3 | 2A | | 3.30 | 0.29 | 0 | 1 | 0 | 1 | 1 | 0 | 1 | 1 | 0 | | | | 3.59 |
| 4 | FCoSp3 | | 2.50 | 0.36 | 1 | 1 | 1 | 1 | 0 | 0 | 1 | 1 | 0 | | | | 2.86 |
| 5 | 2Lo+2T | | 3.20 | 0.00 | 0 | 1 | 0 | 0 | 0 | 0 | 0 | 0 | 0 | | | | 3.20 |
| 6 | FCSSp1 | | 1.90 | 0.00 | 0 | -1 | 0 | 0 | 0 | 0 | 0 | 0 | 0 | | | | 1.90 |
| 7 | 2Lz | | 2.31 x | 0.04 | 0 | 1 | 0 | 1 | 0 | 0 | 0 | 0 | 0 | | | | 2.35 |
| 8 | 3Lo<+2T | < | 5.50 x | -0.80 | -1 | -1 | -1 | -2 | -1 | -1 | -2 | -1 | -1 | | | | 4.70 |
| 9 | CiSt1 | | 1.80 | 0.00 | 0 | 0 | 0 | 0 | 0 | 0 | 0 | 0 | 0 | | | | 1.80 |
| 10 | ChSt1 | | 2.00 | -0.07 | 0 | -1 | 0 | 0 | 0 | 0 | 0 | -1 | 1 | | | | 1.93 |
| 11 | 3S | | 4.62 x | 0.00 | 0 | 1 | 0 | 0 | 0 | 0 | 0 | 0 | 0 | | | | 4.62 |
| 12 | 3T | | 4.51 x | 0.10 | 0 | 1 | 0 | 0 | 1 | 0 | 0 | 0 | 0 | | | | 4.61 |
| 13 | CCoSp4 | | 3.50 | 0.50 | 1 | 2 | 1 | 1 | 1 | 1 | 1 | 1 | 0 | | | | 4.00 |
| | | | 44.64 | | | | | | | | | | | | | 42.06 | |

Program Components

Factor

| | | | | | | | | | | | | |
|--|------|------|------|------|------|------|------|------|------|------|--------------|------|
| Skating Skills | 2.00 | 5.25 | 5.00 | 4.75 | 5.00 | 4.75 | 4.50 | 4.50 | 4.50 | 4.50 | 5.25 | 4.82 |
| Transition / Linking Footwork | 2.00 | 4.75 | 4.75 | 4.25 | 4.50 | 4.25 | 4.50 | 4.25 | 3.75 | 5.00 | 4.46 | |
| Performance / Execution | 2.00 | 5.25 | 5.00 | 4.75 | 4.75 | 4.50 | 4.75 | 4.75 | 4.25 | 5.25 | 4.82 | |
| Choreography / Composition | 2.00 | 5.25 | 4.50 | 4.75 | 5.00 | 4.50 | 4.75 | 4.50 | 4.00 | 5.25 | 4.75 | |
| Interpretation | 2.00 | 5.00 | 4.25 | 4.50 | 4.75 | 4.50 | 4.50 | 4.50 | 3.75 | 5.25 | 4.57 | |
| Judges Total Program Component Score (factored) | | | | | | | | | | | 46.84 | |

Deductions:

Falls: -1.00

-1.00

< Under-rotated jump x Credit for highlight distribution, base value multiplied by 1.1 e Jump take off with wrong edge

Printed: 1/29/2011 10:20:44PM



ISU EUROPEAN FIGURE SKATING CHAMPIONSHIPS® 2011

January 24 – 30, 2011 – Bern / Switzerland



European Figure Skating Championships

Men

| Year | Place | Gold Champion | Silver Runner - up | Bronze Third |
|-------------|--|------------------------|------------------------|------------------------|
| 1891 | Hamburg, GER | Oskar Uhlig GER | A. Schmitson GER | Franz Zilly GER |
| 1892 | Vienna, AUT | Eduard Engelmann AUT | Tibor von Földváry HUN | Georg Zachariades AUT |
| 1893 | Berlin, GER | annulled | | |
| 1894 | Vienna, AUT | Eduard Engelmann AUT | Gustav Hügel AUT | Tibor von Földváry HUN |
| 1895 | Budapest, HUN | Tibor von Földváry HUN | Gustav Hügel AUT | Gilbert Fuchs GER |
| 1896-1897 | No championships were held | | | |
| 1898 | Trondheim, NOR | Ulrich Salchow SWE | Johan Lefstad NOR | Oscar Holthe NOR |
| 1899 | Davos, SUI | Ulrich Salchow SWE | Gustav Hügel AUT | Ernst Fellner AUT |
| 1900 | Berlin, GER | Ulrich Salchow SWE | Gustav Hügel AUT | Oscar Holthe NOR |
| 1901 | Vienna, AUT | Gustav Hügel AUT | Gilbert Fuchs GER | Ulrich Salchow SWE |
| 1902 | Amsterdam, NED | cancelled - no ice | | |
| 1903 | Amsterdam - no ice: transferred to Stockholm, one entry: cancelled | | | |
| 1904 | Davos, SUI | Ulrich Salchow SWE | Max Bohatsch AUT | Nicolai Panin RUS |
| 1905 | Bonn, GER | Max Bohatsch AUT | Heinrich Burger GER | Karl Zenger GER |
| 1906 | Davos, SUI | Ulrich Salchow SWE | Ernst Herz AUT | Per Thorén SWE |
| 1907 | Berlin, GER | Ulrich Salchow SWE | Gilbert Fuchs GER | Ernst Herz AUT |
| 1908 | Warsaw, POL | Ernst Herz AUT | Nicolai Panin RUS | S. Przedzimirski AUT |
| 1909 | Budapest, HUN | Ulrich Salchow SWE | Gilbert Fuchs GER | Per Thorén SWE |
| 1910 | Berlin, GER | Ulrich Salchow SWE | Werner Rittberger GER | Per Thorén SWE |
| 1911 | St Petersburg, RUS | Per Thorén SWE | Karl Ollow RUS | Werner Rittberger GER |
| 1912 | Stockholm, SWE | Gösta Sandahl SWE | Ivan Malinin RUS | Martin Stixrud NOR |
| 1913 | Kristiana, NOR | Ulrich Salchow SWE | Andor Szende HUN | Willy Böckl AUT |
| 1914 | Vienna, AUT | Fritz Kachler AUT | Andreas Krogh NOR | Willy Böckl AUT |
| 1915 - 1921 | No championships were held | | | |
| 1922 | Davos, SUI | Willy Böckl AUT | Fritz Kachler AUT | Ernst Oppacher AUT |
| 1923 | Kristiana, NOR | Willy Böckl AUT | Martin Stixrud NOR | Gunnar Jakobsson FIN |
| 1924 | Davos, SUI | Fritz Kachler AUT | Ludwig Wrede AUT | Werner Rittberger GER |
| 1925 | Triberg, GER | Willy Böckl AUT | Werner Rittberger GER | Otto Preissecker AUT |
| 1926 | Davos, SUI | Willy Böckl AUT | Otto Preissecker AUT | Georg Gautschi SUI |
| 1927 | Vienna, AUT | Willy Böckl AUT | Hugo Distler AUT | Karl Schäfer AUT |
| 1928 | Troppau, CZE | Willy Böckl AUT | Karl Schäfer AUT | Otto Preissecker AUT |
| 1929 | Davos, SUI | Karl Schäfer AUT | Georg Gautschi SUI | Ludwig Wrede AUT |
| 1930 | Berlin, GER | Karl Schäfer AUT | Otto Gold CZE | Markus Nikkanen FIN |
| 1931 | Vienna, AUT | Karl Schäfer AUT | Ernst Baier GER | Hugo Distler AUT |
| 1932 | Paris, FRA | Karl Schäfer AUT | Ernst Baier GER | Erich Erdös AUT |
| 1933 | London, GBR | Karl Schäfer AUT | Ernst Baier GER | Erich Erdös AUT |
| 1934 | Seefeld, AUT | Karl Schäfer AUT | Dénes Pataky HUN | Elemér Terták HUN |
| 1935 | St. Moritz, SUI | Karl Schäfer AUT | Felix Kaspar AUT | Ernst Baier GER |
| 1936 | Berlin, GER | Karl Schäfer AUT | Graham Sharp GBR | Ernst Baier GER |
| 1937 | Prague, CZE | Felix Kaspar AUT | Graham Sharp GBR | Elemér Terták HUN |
| 1938 | St. Moritz, SUI | Felix Kaspar AUT | Graham Sharp GBR | Herbert Alward AUT |
| 1939 | Davos, SUI | Graham Sharp GBR | Frederick Tomlins GBR | Horst Faber GER |
| 1940 - 1946 | No championships were held | | | |
| 1947 | Davos, SUI | Hans Gerschwiler SUI | Vladislav Cap CSR | Fernand Leemans BEL |
| 1948 | Prague, CZE | Richard Button USA | Hans Gerschwiler SUI | Edi Rada AUT |
| 1949 | Milan, ITA | Edi Rada AUT | Ede Király HUN | Helmut Seibt AUT |
| 1950 | Oslo, NOR | Ede Király HUN | Helmut Seibt AUT | Carlo Fassi ITA |
| 1951 | Zurich, SUI | Helmut Seibt AUT | Horst Faber FRG | Carlo Fassi ITA |
| 1952 | Vienna, AUT | Helmut Seibt AUT | Carlo Fassi ITA | Michael Carrington GBR |
| 1953 | Dortmund, FRG | Carlo Fassi ITA | Alain Giletti FRA | Freimut Stein FRG |
| 1954 | Bolzano, ITA | Carlo Fassi ITA | Alain Giletti FRA | Karol Divin CZE |
| 1955 | Budapest, HUN | Alain Giletti FRA | Michael Booker GBR | Karol Divin CZE |
| 1956 | Paris, FRA | Alain Giletti FRA | Michael Booker GBR | Karol Divin CZE |
| 1957 | Vienna, AUT | Alain Giletti FRA | Karol Divin CZE | Michael Booker GBR |
| 1958 | Bratislava, CZE | Karol Divin CZE | Alain Giletti FRA | Alain Calmat FRA |
| 1959 | Davos, SUI | Karol Divin CZE | Alain Giletti FRA | Norbert Felsing AUT |

Official ISU Sponsors





ISU EUROPEAN FIGURE SKATING CHAMPIONSHIPS® 2011

January 24 – 30, 2011 – Bern / Switzerland



Men

| Year | Place | Gold Champion | Silver Runner - up | Bronze Third |
|------|-----------------------------|----------------------------|----------------------------|----------------------------|
| 1960 | Garmisch-Partenkirchen, FRG | Alain Giletti FRA | Norbert Felsinger AUT | Manfred Schnelldorfer FRG |
| 1961 | Berlin, FRG | Alain Giletti FRA | Alain Calmat FRA | Manfred Schnelldorfer FRG |
| 1962 | Geneva, SUI | Alain Calmat FRA | Karol Divin CZE | Manfred Schnelldorfer FRG |
| 1963 | Budapest, HUN | Alain Calmat FRA | Manfred Schnelldorfer FRG | Emmerich Danzer AUT |
| 1964 | Grenoble, FRA | Alain Calmat FRA | Manfred Schnelldorfer FRG | Karol Divin CZE |
| 1965 | Moscow, URS | Emmerich Danzer AUT | Alain Calmat FRA | Peter Jonas AUT |
| 1966 | Bratislava, CZE | Emmerich Danzer AUT | Wolfgang Schwarz AUT | Ondrej Nepela CZE |
| 1967 | Ljubljana, YUG | Emmerich Danzer AUT | Wolfgang Schwarz AUT | Ondrej Nepela CZE |
| 1968 | Västerås, SWE | Emmerich Danzer AUT | Wolfgang Schwarz AUT | Ondrej Nepela CZE |
| 1969 | Garmisch-Partenkirchen, FRG | Ondrej Nepela CZE | Patrick Pera FRA | Sergei Chetverukhin URS |
| 1970 | Leningrad, URS | Ondrej Nepela CZE | Patrick Pera FRA | Günter Zöller GDR |
| 1971 | Zurich, SUI | Ondrej Nepela CZE | Sergei Chetverukhin URS | Haig Oundjian GBR |
| 1972 | Göteborg, SWE | Ondrej Nepela CZE | Sergei Chetverukhin URS | Patrick Pera FRA |
| 1973 | Cologne, FRG | Ondrej Nepela CZE | Sergei Chetverukhin URS | Jan Hoffmann GDR |
| 1974 | Zagreb, YUG | Jan Hoffmann GDR | Sergei Volkov URS | John Curry GBR |
| 1975 | Copenhagen, DEN | Vladimir Kovalev URS | John Curry GBR | Yuri Ovchinnikov URS |
| 1976 | Geneva, SUI | John Curry GBR | Vladimir Kovalev URS | Jan Hoffmann GDR |
| 1977 | Helsinki, FIN | Jan Hoffmann GDR | Vladimir Kovalev URS | Robin Cousins GBR |
| 1978 | Strasbourg, FRA | Jan Hoffmann GDR | Vladimir Kovalev URS | Robin Cousins GBR |
| 1979 | Zagreb, YUG | Jan Hoffmann GDR | Vladimir Kovalev URS | Robin Cousins GBR |
| 1980 | Göteborg, SWE | Robin Cousins GBR | Jan Hoffmann GDR | Vladimir Kovalev URS |
| 1981 | Innsbruck, AUT | Igor Bobrin URS | Jean-Christophe Simond FRA | Norbert Schramm FRG |
| 1982 | Lyon, FRA | Norbert Schramm FRG | Jean-Christophe Simond FRA | Igor Bobrin URS |
| 1983 | Dortmund, FRG | Norbert Schramm FRG | Jozef Sabovcik CZE | Alexander Fadeev URS |
| 1984 | Budapest, HUN | Alexander Fadeev URS | Rudi Cerne FRG | Norbert Schramm FRG |
| 1985 | Göteborg, SWE | Jozef Sabovcik CZE | Vladimir Kotin URS | Grzegorz Filipowski POL |
| 1986 | Copenhagen, DEN | Jozef Sabovcik CZE | Vladimir Kotin URS | Alexander Fadeev URS |
| 1987 | Sarajevo, YUG | Alexander Fadeev URS | Vladimir Kotin URS | Viktor Petrenko URS |
| 1988 | Prague, CZE | Alexander Fadeev URS | Vladimir Kotin URS | Viktor Petrenko URS |
| 1989 | Birmingham, GBR | Alexander Fadeev URS | Grzegorz Filipowski POL | Petr Barna CZE |
| 1990 | Leningrad, URS | Viktor Petrenko URS | Petr Barna CZE | Viacheslav Zagorodniuk URS |
| 1991 | Sofia, BUL | Viktor Petrenko URS | Petr Barna CZE | Viacheslav Zagorodniuk URS |
| 1992 | Lausanne, SUI | Petr Barna CZE | Viktor Petrenko CIS | Alexei Urmanov CIS |
| 1993 | Helsinki, FIN | Dmitri Dmitrenko UKR | Philippe Candeloro FRA | Eric Millot FRA |
| 1994 | Copenhagen, DEN | Viktor Petrenko UKR | Viacheslav Zagorodniuk UKR | Alexei Urmanov RUS |
| 1995 | Dortmund, GER | Ilya Kulik RUS | Alexei Urmanov RUS | Viacheslav Zagorodniuk UKR |
| 1996 | Sofia, BUL | Viacheslav Zagorodniuk UKR | Igor Pashkevich RUS | Ilya Kulik RUS |
| 1997 | Paris, FRA | Alexei Urmanov RUS | Philippe Candeloro FRA | Viacheslav Zagorodniuk UKR |
| 1998 | Milan, ITA | Alexei Yagudin RUS | Evgeni Plushenko RUS | Alexander Abt RUS |
| 1999 | Prague, CZE | Alexei Yagudin RUS | Evgeni Plushenko RUS | Alexei Urmanov RUS |
| 2000 | Vienna, AUT | Evgeni Plushenko RUS | Alexei Yagudin RUS | Dmitri Dmitrenko UKR |
| 2001 | Bratislava, SVK | Evgeni Plushenko RUS | Alexei Yagudin RUS | Stannick Jeanette FRA |
| 2002 | Lausanne, SUI | Alexei Yagudin RUS | Alexander Abt RUS | Brian Joubert FRA |
| 2003 | Malmö, SWE | Evgeni Plushenko RUS | Brian Joubert FRA | Stannick Jeanette FRA |
| 2004 | Budapest, HUN | Brian Joubert FRA | Evgeni Plushenko RUS | Ilya Klimkin RUS |
| 2005 | Torino, ITA | Evgeni Plushenko RUS | Brian Joubert FRA | Stefan Lindemann GER |
| 2006 | Lyon, FRA | Evgeni Plushenko RUS | Stephane Lambiel SUI | Brian Joubert FRA |
| 2007 | Warsaw, POL | Brian Joubert FRA | Tomas Verner CZE | Kevin Van Der Perren BEL |
| 2008 | Zagreb, CRO | Tomas Verner CZE | Stephane Lambiel SUI | Brian Joubert FRA |
| 2009 | Helsinki, FIN | Brian Joubert FRA | Samuel Contesti ITA | Kevin Van Der Perren BEL |
| 2010 | Tallinn, EST | Evgeni Plushenko RUS | Stephane Lambiel SUI | Brian Joubert FRA |

Official ISU Sponsors





European Figure Skating Championships

Ladies

| Year | Place | Gold Champion | Silver Runner - up | Bronze Third |
|-------------|-----------------------------|-------------------------------|---------------------------|-------------------------------|
| 1930 | Vienna, AUT | Fritzi Burger AUT | Ilse Hornung AUT | Vivi-Anne Hultén SWE |
| 1931 | 2009 | Helsinki, FIN | Fritzi Burger AUT | Hilde Holovsky AUT |
| 1932 | Paris, FRA | Sonja Henie NOR | Fritzi Burger AUT | Vivi-Anne Hultén SWE |
| 1933 | London, GBR | Sonja Henie NOR | Cecilia Colledge GBR | Fritzi Burger AUT |
| 1934 | Prague, CZE | Sonja Henie NOR | Liselotte Landbeck AUT | Maribel Vinson USA |
| 1935 | St. Moritz, SUI | Sonja Henie NOR | Liselotte Landbeck AUT | Cecilia Colledge GBR |
| 1936 | Berlin, GER | Sonja Henie NOR | Cecilia Colledge GBR | Megan Taylor GBR |
| 1937 | Prague, CZE | Cecilia Colledge GBR | Megan Taylor GBR | Emmy Putzinger AUT |
| 1938 | St. Moritz, SUI | Cecilia Colledge GBR | Megan Taylor GBR | Emmy Putzinger AUT |
| 1939 | London, GBR | Cecilia Colledge GBR | Megan Taylor GBR | Daphne Walker GBR |
| 1940 - 1946 | No Championships Were Held | | | |
| 1947 | Davos, SUI | Barbara Ann Scott CAN | Gretchen Merrill USA | Daphne Walker GBR |
| 1948 | Prague, CZE | Barbara Ann Scott CAN | Eva Pawlik AUT | Alena Vrzánová CZE |
| 1949 | Milan, ITA | Eva Pawlik AUT | Alena Vrzánová CZE | Jeanette Altwegg GBR |
| 1950 | Oslo, NOR | Alena Vrzánová CZE | Jeannette Altwegg GBR | Jacqueline du Bief FRA |
| 1951 | Zurich, SUI | Jeannette Altwegg GBR | Jacqueline du Bief FRA | Barbara Wyatt GBR |
| 1952 | Vienna, AUT | Jeannette Altwegg GBR | Jacqueline du Bief FRA | Barbara Wyatt GBR |
| 1953 | Dortmund, FRG | Valda Osborn GBR | Gundi Busch FRG | Erica Batchelor GBR |
| 1954 | Bolzano, ITA | Gundi Busch FRG | Erica Batchelor GBR | Yvonne Sugden GBR |
| 1955 | Budapest, HUN | Hanna Eigel AUT | Yvonne Sugden GBR | Erica Batchelor GBR |
| 1956 | Paris, FRA | Ingrid Wendl AUT | Yvonne Sugden GBR | Erica Batchelor GBR |
| 1957 | Vienna, AUT | Hanna Eigel AUT | Ingrid Wendl AUT | Hanna Walter AUT |
| 1958 | Bratislava, CZE | Ingrid Wendl AUT | Hanna Walter AUT | Joan Haanappel NED |
| 1959 | Davos, SUI | Hanna Walter AUT | Sjoukje Dijkstra NED | Joan Haanappel NED |
| 1960 | Garmisch-Partenkirchen, FRG | Sjoukje Dijkstra NED | Regine Heitzer AUT | Joan Haanappel NED |
| 1961 | Berlin, FRG | Sjoukje Dijkstra NED | Regine Heitzer AUT | Jana Mrázková, CZE |
| 1962 | Geneva, SUI | Sjoukje Dijkstra NED | Regine Heitzer AUT | Karin Frohner AUT |
| 1963 | Budapest, HUN | Sjoukje Dijkstra NED | Nicole Hassler FRA | Regine Heitzer AUT |
| 1964 | Grenoble, FRA | Sjoukje Dijkstra NED | Regine Heitzer AUT | Nicole Hassler FRA |
| 1965 | Moscow, URS | Regine Heitzer AUT | Sally-Anne Stapleford GBR | Nicole Hassler FRA |
| 1966 | Bratislava, CZE | Regine Heitzer AUT | Gabriele Seyfert GDR | Nicole Hassler FRA |
| 1967 | Ljubljana, YUG | Gabriele Seyfert GDR | Haná Mášková CZE | Zsuzsa Almássy HUN |
| 1968 | Västerås, SWE | Haná Mášková CZE | Gabriele Seyfert GDR | Beatrix Schuba AUT |
| 1969 | Garmisch-Partenkirchen, FRG | Gabriele Seyfert GDR | Haná Mášková CZE | Beatrix Schuba AUT |
| 1970 | Leningrad, URS | Gabriele Seyfert GDR | Beatrix Schuba AUT | Zsuzsa Almássy HUN |
| 1971 | Zurich, SUI | Beatrix Schuba AUT | Zsuzsa Almássy HUN | Rita Trapanese ITA |
| 1972 | Gothenburg, SWE | Beatrix Schuba AUT | Rita Trapanese ITA | Sonja Morgenstern GDR |
| 1973 | Cologne, FRG | Christine Errath GDR | Jean Scott GBR | Karin Iten SUI |
| 1974 | Zagreb, YUG | Christine Errath GDR | Dianne de Leeuw NED | Liana Drahová, CZE |
| 1975 | Copenhagen, DEN | Christine Errath GDR | Dianne de Leeuw NED | Anett Pöttsch GDR |
| 1976 | Geneva, SUI | Dianne de Leeuw NED | Anett Pöttsch GDR | Christine Errath GDR |
| 1977 | Helsinki, FIN | Anett Pöttsch GDR | Dagmar Lurz FRG | Susanna Driano ITA |
| 1978 | Strasbourg, FRA | Anett Pöttsch GDR | Dagmar Lurz FRG | Elena Vodorezova URS |
| 1979 | Zagreb, YUG | Anett Pöttsch GDR | Dagmar Lurz FRG | Denise Biellmann SUI |
| 1980 | Gothenburg, SWE | Anett Pöttsch GDR | Dagmar Lurz FRG | Susanna Driano ITA |
| 1981 | Innsbruck, AUT | Denise Biellmann SUI | Sanda Dubravcic YUG | Claudia Kristofics-Binder AUT |
| 1982 | Lyon, FRA | Claudia Kristofics-Binder AUT | Katarina Witt GDR | Elena Vodorezova URS |
| 1983 | Dortmund, FRG | Katarina Witt GDR | Elena Vodorezova URS | Claudia Leistner FRG |
| 1984 | Budapest, HUN | Katarina Witt GDR | Manuela Ruben FRG | Anna Kondrashova URS |
| 1985 | Gothenburg, SWE | Katarina Witt GDR | Kira Ivanova URS | Claudia Leistner FRG |
| 1986 | Copenhagen, DEN | Katarina Witt GDR | Kira Ivanova URS | Anna Kondrashova URS |
| 1987 | Sarajevo, YUG | Katarina Witt GDR | Kira Ivanova URS | Anna Kondrashova URS |
| 1988 | Prague, CZE | Katarina Witt GDR | Kira Ivanova URS | Anna Kondrashova URS |
| 1989 | Birmingham, GBR | Claudia Leistner FRG | Natalia Lebedeva URS | Patricia Neske FRG |
| 1990 | Leningrad, URS | Evelyn Grossmann GDR | Natalia Lebedeva URS | Marina Kielmann FRG |
| 1991 | Sofia, BUL | Surya Bonaly FRA | Evelyn Grossmann FRG | Marina Kielmann FRG |

Official ISU Sponsors





Ladies

Year Place

1992 Lausanne, SUI
1993 Helsinki, FIN
1994 Copenhagen, DEN
1995 Dortmund, GER
1996 Sofia, BUL
1997 Paris, FRA
1998 Milan, ITA
1999 Prague, CZE
2000 Vienna, AUT
2001 Bratislava, SVK
2002 Lausanne, SUI
2003 Malmö, SWE
2004 Budapest, HUN
2005 Torino, ITA
2006 Lyon, FRA
2007 Warsaw, POL
2008 Zagreb, CRO
2009 Helsinki, FIN
2010 Tallinn, EST

**Gold
Champion**

Surya Bonaly FRA
Surya Bonaly FRA
Surya Bonaly FRA
Surya Bonaly FRA
Irina Slutskaya RUS
Irina Slutskaya RUS
Maria Butyrskaya RUS
Maria Butyrskaya RUS
Irina Slutskaya RUS
Irina Slutskaya RUS
Maria Butyrskaya RUS
Maria Butyrskaya RUS
Irina Slutskaya RUS
Irina Slutskaya RUS
Julia Sebestyen HUN
Irina Slutskaya RUS
Irina Slutskaya RUS
Carolina Kostner ITA
Carolina Kostner ITA
Laura Lepistö FIN
Carolina Kostner ITA

**Silver
Runner - up**

Marina Kielmann GER
Oksana Baiul UKR
Oksana Baiul UKR
Olga Markova RUS
Surya Bonaly FRA
Krisztina Czako HUN
Irina Slutskaya RUS
Julia Soldatova RUS
Maria Butyrskaya RUS
Maria Butyrskaya RUS
Irina Slutskaya RUS
Elena Sokolova RUS
Elena Liashenko UKR
Susanna Pöykiö FIN
Elena Sokolova RUS
Sarah Meier SUI
Sarah Meier SUI
Carolina Kostner ITA
Laura Lepistö FIN

**Bronze
Third**

Patricia Neske GER
Marina Kielmann GER
Olga Markova RUS
Elena Liashenko UKR
Maria Butyrskaya RUS
Yulia Lavrenchuk UKR
Tanja Szewczenko GER
Viktoria Volchkova RUS
Viktoria Volchkova RUS
Viktoria Volchkova RUS
Viktoria Volchkova RUS
Julia Sebestyn HUN
Elena Sokolova RUS
Elena Liashenko UKR
Carolina Kosuner ITA
Kiira Korpi FIN
Laura Lepistö FIN
Susanna Pöykiö FIN
Elene Gedevanishvili GEO

Official ISU Sponsors





European Figure Skating Championships

Pairs

| Year | Place | Gold Champions | Silver Runners - up | Bronze Third |
|--|-----------------------------|--|--|---|
| 1930 | Vienna, AUT | Olga Orgonista Sándor Szalay HUN | Emilia Rotter László Szollás HUN | Gisela Hochaltinger Otto Preissecker AUT |
| 1931 | St. Moritz, SUI | Olga Orgonista Sándor Szalay HUN | Emilia Rotter László Szollás HUN | Lilly Gaillard Willy Petter AUT |
| 1932 | Paris, FRA | Andrée Brunet Pierre Brunet FRA | Lilly Gaillard Willy Petter AUT | Idi Papez Karl Zwack AUT |
| 1933 | London, GBR | Idi Papez Karl Zwack AUT | Lilly Gaillard Willy Petter AUT | Mollie Philips Rodney Murdoch GBR |
| 1934 | Prague, CZE | Emilia Rotter László Szollás HUN | Idi Papez Karl Zwack AUT | Zofja Bilorowna Tadeusz Kowalski POL |
| 1935 | St. Moritz, SUI | Maxi Herber Ernst Baier GER | Idi Papez Karl Zwack AUT | Lucy Galló Rezső Dillinger HUN |
| 1936 | Berlin, GER | Maxi Herber Ernst Baier GER | Violet Cliff Leslie Cliff GBR | Piroska Szekrényessy Attila Szekrényessy HUN |
| 1937 | Prague, CZE | Maxi Herber Ernst Baier GER | Ilse Pausin Erich Pausin AUT | Piroska Szekrényessy Attila Szekrényessy HUN |
| 1938 | Troppau, CZE | Maxi Herber Ernst Baier GER | Ilse Pausin Erich Pausin AUT | Inge Koch Günther Noack GER |
| 1939 | Zakopane, POL | Maxi Herber Ernst Baier GER | Ilse Pausin Erich Pausin GER | Inge Koch Günther Noack GER |
| 1940 - 1946 No Championships Were Held | | | | |
| 1947 | Davos, SUI | Michelle Lannoy Pierre Baugniot BEL | Winifred Silverthorne Dennis Silverthorne GBR | Suzanne Diskeuve Edmond Verbustel BEL |
| 1948 | Prague, CZE | Andrea Kékessy Ede Király HUN | Blazena Knittlová Karel Vosátka CZE | Herta Ratzenhofer Emil Ratzenhofer AUT |
| 1949 | Milan, ITA | Andrea Kékessy Ede Király HUN | Mariann Nagy László Nagy HUN | Herta Ratzenhofer Emil Ratzenhofer AUT |
| 1950 | Oslo, NOR | Mariann Nagy László Nagy HUN | Eliane Steinemann André Calame SUI | Jennifer Nicks John Nicks GBR |
| 1951 | Zurich, SUI | Ria Baran Paul Falk FRG | Eliane Steinemann André Calame SUI | Jennifer Nicks John Nicks GBR |
| 1952 | Vienna, AUT | Ria Falk Paul Falk FRG | Jennifer Nicks John Nicks GBR | Mariann Nagy László Nagy HUN |
| 1953 | Dortmund, FRG | Jennifer Nicks John Nicks GBR | Mariann Nagy László Nagy HUN | Sissy Schwarz Kurt Oppelt AUT |
| 1954 | Bolzano, ITA | Silvia Grandjean Michel Grandjean SUI | Sissy Schwarz Kurt Oppelt AUT | Sonja Balunová Miroslav Balun CZE |
| 1955 | Budapest, HUN | Mariann Nagy László Nagy HUN | Vera Suchánková Zdenek Dolezal CZE | Marika Kilius Franz Ningel FRG |
| 1956 | Paris, FRA | Sissy Schwarz Kurt Oppelt AUT | Mariann Nagy László Nagy HUN | Marika Kilius Franz Ningel FRG |
| 1957 | Vienna, AUT | Vera Suchánková Zdenek Dolezal CZE | Mariann Nagy László Nagy HUN | Marika Kilius Franz Ningel FRG |
| 1958 | Bratislava, CZE | Vera Suchánková Zdenek Dolezal CZE | Nina Zhuk Stanislav Zhuk URS | Joyce Coates Anthony Holles GBR |
| 1959 | Davos, SUI | Marika Kilius Hans Jürgen Bäumler FRG | Nina Zhuk Stanislav Zhuk URS | Joyce Coates Anthony Holles GBR |
| 1960 | Garmisch-Partenkirchen, FRG | Marika Kilius Hans Jürgen Bäumler FRG | Nina Zhuk Stanislav Zhuk URS | Margret Göbl Franz Ningel FRG |
| 1961 | Berlin, FRG | Marika Kilius Hans Jürgen Bäumler FRG | Margret Göbl Franz Ningel FRG | Margrit Senf Peter Göbel GDR |

Official ISU Sponsors





ISU EUROPEAN FIGURE SKATING CHAMPIONSHIPS® 2011

January 24 – 30, 2011 – Bern / Switzerland



Pairs

| Year | Place | Gold Champions | Silver Runners - up | Bronze Third |
|------|-----------------------------|---|--|--|
| 1962 | Geneva, SUI | Marika Kilius | Liudmila Belousova | Margret Göbl |
| 1963 | Budapest, HUN | Hans Jürgen Bäuml FRG Marika Kilius | Oleg Protopopov URS Liudmila Belousova | Franz Ningel FRG Tatiana Zhuk |
| 1964 | Grenoble, FRA | Hans Jürgen Bäuml FRG Marika Kilius | Oleg Protopopov URS Liudmila Belousova | Alexandr Gavrilov URS Tatiana Zhuk |
| 1965 | Moscow, RUS | Hans Jürgen Bäuml FRG Liudmila Belousova | Oleg Protopopov URS Gerda Johner | Alexandr Gavrilov URS Tatiana Zhuk |
| 1966 | Bratislava, CZE | Oleg Protopopov URS Liudmila Belousova | Rudi Johner SUI Tatiana Zhuk | Alexandr Gorelik URS Margot Glockshuber |
| 1967 | Ljubljana, YUG | Oleg Protopopov URS Liudmila Belousova | Alexandr Gorelik URS Margot Glockshuber | Wolfgang Danne FRG Heidemarie Steiner |
| 1968 | Västerås, SWE | Oleg Protopopov URS Liudmila Belousova | Wolfgang Danne FRG Tamara Moskvina | Heidemarie Steiner Heinz-Ulrich Walther GDR |
| 1969 | Garmisch-Partenkirchen, FRG | Oleg Protopopov URS Irina Rodnina | Alexei Mishin URS Liudmila Belousova | Heinz-Ulrich Walther GDR Tamara Moskvina |
| 1970 | Leningrad, RUS | Alexei Ulanov URS Irina Rodnina | Oleg Protopopov URS Liudmila Smirnova | Alexei Mishin URS Heidemarie Steiner |
| 1971 | Zurich, SUI | Alexei Ulanov URS Irina Rodnina | Andrei Suraikin URS Liudmila Smirnova | Heinz-Ulrich Walther GDR Galina Karelina |
| 1972 | Gothenburg, SWE | Alexei Ulanov URS Irina Rodnina | Andrei Suraikin URS Liudmila Smirnova | Georgi Proskurin URS Manuela Gross |
| 1973 | Cologne, FRG | Alexei Ulanov URS Irina Rodnina | Andrei Suraikin URS Liudmila Smirnova | Uwe Kagelmann GDR Almut Lehmann |
| 1974 | Zagreb, CRO | Alexandr Zaitsev URS Irina Rodnina | Alexei Ulanov URS Romy Kermer | Herbert Wiesinger FRG Liudmila Smirnova |
| 1975 | Copenhagen, DEN | Alexandr Zaitsev URS Irina Rodnina | Rolf Österreich GDR Romy Kermer | Alexei Ulanov URS Manuela Gross |
| 1976 | Geneva, SUI | Alexandr Zaitsev URS Irina Rodnina | Rolf Österreich GDR Romy Kermer | Uwe Kagelmann GDR Irina Vorobieva |
| 1977 | Helsinki, FIN | Alexandr Zaitsev URS Irina Rodnina | Rolf Österreich GDR Irina Vorobieva | Alexandr Vlasov URS Marina Cherkasova |
| 1978 | Strasbourg, FRA | Alexandr Zaitsev URS Irina Rodnina | Alexandr Vlasov URS Marina Cherkasova | Sergei Shakhrai URS Manuela Mager |
| 1979 | Zagreb, YUG | Alexandr Zaitsev URS Marina Cherkasova | Sergei Shakhrai URS Irina Vorobieva | Uwe Bewersdorff GDR Sabine Baess |
| 1980 | Gothenburg, SWE | Sergei Shakhrai URS Irina Rodnina | Igor Lisovski URS Marina Cherkasova | Tassilo Thierbach GDR Marina Pestova |
| 1981 | Innsbruck, AUT | Alexandr Zaitsev URS Irina Vorobieva | Sergei Shakhrai URS Christina Riegel | Stanislav Leonovich URS Marina Cherkasova |
| 1982 | Lyon, FRA | Igor Lisovski URS Sabine Baess | Andreas Nischwitz FRG Marina Pestova | Sergei Shakhrai URS Irina Vorobieva |
| 1983 | Dortmund, FRG | Tassilo Thierbach GDR Sabine Baess | Marina Pestova Stanislav Leonovich URS | Igor Lisovski URS Birgit Lorenz |
| 1984 | Budapest, HUN | Tassilo Thierbach GDR Elena Valova | Elena Valova Oleg Vasiliev URS | Knut Schubert GDR Birgit Lorenz |
| 1985 | Gothenburg, SWE | Oleg Vasiliev URS Elena Valova | Sabine Baess Tassilo Thierbach GDR | Knut Schubert GDR Veronika Pershina |
| 1986 | Copenhagen, DEN | Oleg Vasiliev URS Elena Valova | Larisa Selezneva Oleg Makarov URS | Marat Akbarov URS Elena Bechke |
| 1987 | Sarajevo, YUG | Oleg Vasiliev URS Larisa Selezneva | Ekaterina Gordeeva Sergei Grinkov URS | Valeri Kornienko URS Katrin Kanitz |
| 1988 | Prague, CZE | Oleg Makarov URS Ekaterina Gordeeva | Elena Valova Oleg Vasiliev URS | Tobias Schröter GDR Peggy Schwarz |
| 1989 | Birmingham, GBR | Ekaterina Gordeeva Sergei Grinkov URS | Larisa Selezneva Oleg Makarov URS | Alexander König GDR Natalia Mishkutenok |
| 1990 | Leningrad, RUS | Larisa Selezneva Oleg Makarov URS | Mandy Wötzel Axel Rauschenbach GDR | Artur Dmitriev URS Natalia Mishkutenok |
| | | Ekaterina Gordeeva Sergei Grinkov URS | Larisa Selezneva Oleg Makarov URS | Artur Dmitriev URS |

Official ISU Sponsors





ISU EUROPEAN FIGURE SKATING CHAMPIONSHIPS® 2011

January 24 – 30, 2011 – Bern / Switzerland



Pairs

| Year | Place | Gold Champions | Silver Runners - up | Bronze Third |
|------|-----------------|--|---|--|
| 1991 | Sofia, BUL | Natalia Mishkutenok Artur Dmitriev URS | Elena Bechke Denis Petrov URS | Evgenia Shishkova Vadim Naumov URS |
| 1992 | Lausanne, SUI | Natalia Mishkutenok Artur Dmitriev CIS | Elena Bechke Denis Petrov CIS | Evgenia Shishkova Vadim Naumov CIS |
| 1993 | Helsinki, FIN | Marina Eltsova Andrei Bushkov RUS | Mandy Wötzel Ingo Steuer GER | Evgenia Shishkova Vadim Naumov CIS |
| 1994 | Copenhagen, DEN | Ekaterina Gordeeva Sergei Grinkov RUS | Evgenia Shishkova Vadim Naumov RUS | Natalia Mishkutenok Artur Dmitriev RUS |
| 1995 | Dortmund, FRG | Mandy Wötzel Ingo Steuer GER | Radka Kovarikova René Novotny CZE | Evgenia Shishkova Vadim Naumov RUS |
| 1996 | Sofia, BUL | Oksana Kasakova Artur Dmitriev RUS | Mandy Wötzel Ingo Steuer GER | Sarah Abitbol Stephane Bernadis FRA |
| 1997 | Paris, FRA | Marina Eltsova Andrei Bushkov RUS | Mandy Wötzel Ingo Steuer GER | Elena Berezhnaya Anton Sikharulidze RUS |
| 1998 | Milan, ITA | Elena Berezhnaya Anton Sikharulidze RUS | Oksana Kasakova Artur Dmitriev RUS | Sarah Abitbol Stephane Bernadis FRA |
| 1999 | Prague, CZE | Maria Petrova Alexei Tikhonov RUS | Dorota Zagorska Mariusz Siudek POL | Sarah Abitbol Stephane Bernadis FRA |
| 2000 | Vienna, AUT | Maria Petrova Alexei Tikhonov RUS | Dorota Zagorska Mariusz Siudek POL | Sarah Abitbol Stephane Bernadis FRA |
| 2001 | Bratislava, SVK | Elena Berezhnaya Anton Sikharulidze RUS | Tatiana Totmianina Maxim Marinin RUS | Sarah Abitbol Stephane Bernadis FRA |
| 2002 | Lausanne, SUI | Tatiana Totmianina Maxim Marinin RUS | Sarah Abitbol Stephane Bernadis FRA | Maria Petrova Alexei Tikhonov RUS |
| 2003 | Malmö, SWE | Tatiana Totmianina Maxim Marinin RUS | Sarah Abitbol Stephane Bernadis FRA | Maria Petrova Alexei Tikhonov RUS |
| 2004 | Budapest, HUN | Tatiana Totmianina Maxim Marinin RUS | Maria Petrova Alexei Tikhonov RUS | Dorota Zagorska Mariusz Siudek POL |
| 2005 | Torino, ITA | Tatiana Totmianina Maxim Marinin RUS | Julia Obertas Sergei Slavnov RUS | Maria Petrova Alexei Tikhonov RUS |
| 2006 | Lyon, FRA | Tatiana Totmianina Maxim Marinin RUS | Aliona Savchenko Robin Szolkowy GER | Maria Petrova Alexei Tikhonov RUS |
| 2007 | Warsaw, POL | Aliona Savchenko Robin Szolkowy GER | Maria Petrova Alexei Tikhonov RUS | Dorota Siudek Mariusz Siudek POL |
| 2008 | Zagreb, CRO | Aliona Savchenko Robin Szolkowy GER | Maria Mukhortova Maxim Trankov RUS | Yuko Kawaguchi Alexander Smirnov RUS |
| 2009 | Helsinki, FIN | Aliona Savchenko Robin Szolkowy GER | Yuko Kawaguchi Alexander Smirnov RUS | Maria Mukhortova Maxim Trankov RUS |
| 2010 | Tallinn, EST | Yuko Kawaguchi | Aliona Savchenko | Maria Mukhortova |

Official ISU Sponsors





European Figure Skating Championships

Ice Dance

| Year | Place | Gold Champions | Silver Runners - up | Bronze Third |
|-------------|-----------------------------|---|---|---|
| 1954 | Bolzano, ITA | Lawrence Demmy Jean Westwood GBR | Nesta Davies Paul Thomas GBR | Barbara Radford Raymond Lockwood GBR |
| 1955 | Budapest, HUN | Lawrence Demmy Jean Westwood GBR | Pamela Weight Paul Thomas GBR | Barbara Radford Raymond Lockwood GBR |
| 1956 | Paris, FRA | Pamela Weight Paul Thomas GBR | June Markham Courtney Jones GBR | Barbara Thompson Gerard Rigby GBR |
| 1957 | Vienna, AUT | June Markham Courtney Jones GBR | Barbara Thompson Gerard Rigby GBR | Catherine Morris Michael Robinson GBR |
| 1958 | Bratislava, CZE | June Markham Courtney Jones GBR | Catherine Morris Michael Robinson GBR | Barbara Thompson Gerard Rigby GBR |
| 1959 | Davos, SUI | Doreen Denny Courtney Jones GBR | Catherine Morris Michael Robinson GBR | Christiane Guhel Jean Paul Guhel FRA |
| 1960 | Garmisch-Partenkirchen, FRG | Doreen Denny Courtney Jones GBR | Christiane Guhel Jean Paul Guhel FRA | Mary Parry Roy Mason GBR |
| 1961 | Berlin, FRG | Doreen Denny Courtney Jones GBR | Christiane Guhel Jean Paul Guhel FRA | Linda Shearman Michael Phillips GBR |
| 1962 | Geneva, SUI | Christiane Guhel Jean Paul Guhel FRA | Linda Shearman Michael Phillips GBR | Eva Romanová Pavel Roman CZE |
| 1963 | Budapest, HUN | Linda Shearman Michael Phillips GBR | Eva Romanová Pavel Roman CZE | Janet Sawbridge David Hickinbottom GBR |
| 1964 | Grenoble, FRA | Eva Romanová Pavel Roman CZE | Janet Sawbridge David Hickinbottom GBR | Yvonne Suddick Roger Kennerson GBR |
| 1965 | Moscow, URS | Eva Romanová Pavel Roman CZE | Janet Sawbridge David Hickinbottom GBR | Yvonne Suddick Roger Kennerson GBR |
| 1966 | Bratislava, CZE | Diane Towler Bernard Ford GBR | Yvonne Suddick Roger Kennerson GBR | Jitka Babická Jaromir Holan CZE |
| 1967 | Ljubljana, YUG | Diane Towler Bernard Ford GBR | Yvonne Suddick Malcolm Cannon GBR | Brigitte Martin Francis Gamichon FRA |
| 1968 | Västeras, SWE | Diane Towler Bernard Ford GBR | Yvonne Suddick Malcolm Cannon GBR | Janet Sawbridge Jon Lane GBR |
| 1969 | Garmisch-Partenkirchen, FRG | Diane Towler Bernard Ford GBR | Janet Sawbridge Jon Lane GBR | Liudmila Pakhomova Alexandr Gorshkov URS |
| 1970 | Leningrad, URS | Liudmila Pakhomova Alexandr Gorshkov URS | Angelika Buck Erich Buck FRG | Tatiana Voitiuk Viacheslav Zhigalin URS |
| 1971 | Zurich, SUI | Liudmila Pakhomova Alexandr Gorshkov URS | Angelika Buck Erich Buck FRG | Susan Getty Roy Bradshaw GBR |
| 1972 | Gothenburg, SWE | Angelika Buck Erich Buck FRG | Liudmila Pakhomova Alexandr Gorshkov URS | Janet Sawbridge Peter Dalby GBR |
| 1973 | Cologne, FRG | Liudmila Pakhomova Alexandr Gorshkov URS | Angelika Buck Erich Buck FRG | Hilary Green Glyn Watts GBR |
| 1974 | Zagreb, CRO | Liudmila Pakhomova Alexandr Gorshkov URS | Hilary Green Glyn Watts GBR | Natalia Linichuk Gennadi Karponosov URS |
| 1975 | Copenhagen, DEN | Liudmila Pakhomova Alexandr Gorshkov URS | Hilary Green Glyn Watts GBR | Natalia Linichuk Gennadi Karponosov URS |
| 1976 | Geneva, SUI | Liudmila Pakhomova Alexandr Gorshkov URS | Irina Moiseeva Andrei Minenkov URS | Natalia Linichuk Gennadi Karponosov URS |
| 1977 | Helsinki, FIN | Irina Moiseeva Andrei Minenkov URS | Krisztina Regöczy András Sallay HUN | Natalia Linichuk Gennadi Karponosov URS |
| 1978 | Strasbourg, FRA | Irina Moiseeva Andrei Minenkov URS | Natalia Linichuk Gennadi Karponosov URS | Krisztina Regöczy András Sallay HUN |
| 1979 | Zagreb, CRO | Natalia Linichuk Gennadi Karponosov URS | Irina Moiseeva Andrei Minenkov URS | Krisztina Regöczy András Sallay HUN |

Official ISU Sponsors





ISU EUROPEAN FIGURE SKATING CHAMPIONSHIPS® 2011

January 24 – 30, 2011 – Bern / Switzerland



Ice Dance

| Year | Place | Gold Champions | Silver Runners - up | Bronze Third |
|------|-----------------|--|--|---|
| 1980 | Gothenburg, SWE | Natalia Linichuk Gennadi Karponosov URS | Krisztina Regöczy András Sallay HUN | Irina Moiseeva Andrei Minenkov URS |
| 1981 | Innsbruck, AUT | Jayne Torvill Christopher Dean GBR | Irina Moiseeva Andrei Minenkov URS | Natalia Linichuk Gennadi Karponosov URS |
| 1982 | Lyon, FRA | Jayne Torvill Christopher Dean GBR | Natalia Bestemianova Andrei Bukin URS | Irina Moiseeva Andrei Minenkov URS |
| 1983 | Dortmund, FRG | Natalia Bestemianova Andrei Bukin URS | Olga Volozhinskaia Alexandr Svinin URS | Karen Barber Nicholas Slater GBR |
| 1984 | Budapest, HUN | Jayne Torvill Christopher Dean GBR | Natalia Bestemianova Andrei Bukin URS | Marina Klimova Sergei Ponomarenko URS |
| 1985 | Gothenburg, SWE | Natalia Bestemianova Andrei Bukin URS | Marina Klimova Sergei Ponomarenko URS | Petra Born Rainer Schönborn FRG |
| 1986 | Copenhagen, DEN | Natalia Bestemianova Andrei Bukin URS | Marina Klimova Sergei Ponomarenko URS | Natalia Annenko Genrikh Sretenski URS |
| 1987 | Sarajevo, YUG | Natalia Bestemianova Andrei Bukin URS | Marina Klimova Sergei Ponomarenko URS | Natalia Annenko Genrikh Sretenski URS |
| 1988 | Prague, CZE | Natalia Bestemianova Andrei Bukin URS | Natalia Annenko Genrikh Sretenski URS | Isabelle Duchesnay Paul Duchesnay FRA |
| 1989 | Birmingham, GBR | Marina Klimova Sergei Ponomarenko URS | Maia Usova Alexandr Zhulin URS | Natalia Annenko Genrikh Sretenski URS |
| 1990 | Leningrad, URS | Marina Klimova Sergei Ponomarenko URS | Maia Usova Alexandr Zhulin URS | Isabelle Duchesnay Paul Duchesnay FRA |
| 1991 | Sofia, BUL | Marina Klimova Sergei Ponomarenko URS | Isabelle Duchesnay Paul Duchesnay FRA | Maia Usova Alexandr Zhulin URS |
| 1992 | Lausanne, SUI | Marina Klimova Sergei Ponomarenko CIS | Maia Usova Alexandr Zhulin CIS | Oksana Grischuk Evgeni Platov CIS |
| 1993 | Helsinki, FIN | Maia Usova Alexandr Zhulin RUS | Oksana Grischuk Evgeni Platov RUS | Petri Kokko FIN Maia Usova |
| 1994 | Copenhagen, DEN | Jane Torvill Christopher Dean GBR | Oksana Grischuk Evgeni Platov RUS | Alexandr Zhulin RUS Anjelika Krylova |
| 1995 | Dortmund, GER | Susanna Rahkamo Petri Kokko FIN | Sophie Moniotte Pascal Lavanchy FRA | Oleg Ovsiannikov RUS Irina Romanova |
| 1996 | Sofia, BUL | Oksana Grischuk Evgeni Platov RUS | Anjelika Krylova Oleg Ovsiannikov RUS | Igor Yaroshenko UKR Sophie Moniotte |
| 1997 | Paris, FRA | Oksana Grischuk Evgeni Platov RUS | Anjelika Krylova Oleg Ovsiannikov RUS | Pascal Lavanchy FRA Marina Anissina |
| 1998 | Milan, ITA | Oksana Grischuk Evgeni Platov RUS | Anjelika Krylova Oleg Ovsiannikov RUS | Gwendal Peizerat FRA Irina Lobacheva |
| 1999 | Prague, CZE | Anjelika Krylova Oleg Ovsiannikov RUS | Marina Anissina Gwendal Peizerat FRA | Ilia Averbukh RUS Margarita Drobiazko |
| 2000 | Vienna, AUT | Marina Anissina Gwendal Peizerat FRA | Barbara Fusar-Poli Maurizio Margaglio ITA | Povilas Vanagas LTU Irina Lobacheva |
| 2001 | Bratislava, SVK | Barbara Fusar-Poli Maurizio Margaglio ITA | Marina Anissina Gwendal Peizerat FRA | Ilia Averbukh RUS Irina Lobacheva |
| 2002 | Lausanne, SUI | Marina Anissina Gwendal Peizerat FRA | Barbara Fusar-Poli Maurizio Margaglio ITA | Ilia Averbukh RUS Tatiana Navka |
| 2003 | Malmö, SWE | Irina Lobacheva Ilia Averbukh RUS | Albena Denkova Maxim Staviyski BUL | Roman Kostomarov RUS Elena Grushina |
| 2004 | Budapest, HUN | Tatiana Navka Roman Kostomarov RUS | Albena Denkova Maxim Staviyski BUL | Ruslan Goncharov UKR Isabelle Delobel |
| 2005 | Torino, ITA | Tatiana Navka Roman Kostomarov RUS | Elena Grushina Ruslan Goncharov UKR | Olivier Schoenfelder FRA Margarita Drobiazko |
| 2006 | Lyon, FRA | Tatiana Navka Roman Kostomarov RUS | Elena Grushina Ruslan Goncharov UKR | Povilas Vanagas LTU Albena Denkova |
| 2007 | Warsaw, POL | Isabelle Delobel Olivier Schoenfelder FRA | Oksana Domnina Maxim Shabalin RUS | Maxim Staviyski BUL Jana Khokhlova |
| 2008 | Zagreb, CRO | Oksana Domnina Maxim Shabalin RUS | Isabelle Delobel Olivier Schoenfelder FRA | Sergei Novitski RUS |

Official ISU Sponsors





Protocol of the Preliminary Rounds

Official ISU Sponsors





ISU European Figure Skating Championships 2011

PRELIMINARY ROUND ICE DANCE

| | | |
|-------------------|-------------|------------|
| PostFinance Arena | 24 Jan 2011 | Free Dance |
|-------------------|-------------|------------|

| | | |
|------------------------|---|-----------|
| Size of Skating Area | : | 30m*60m |
| Ice Conditions | : | very good |
| Number of Entries | : | 15 |
| Number of Participants | : | 15 |

| | | |
|-----------------|---|--|
| Entry Withdrawn | : | |
|-----------------|---|--|

| | | | |
|----------------------------------|--|------|-------------|
| Free Dance | | | |
| Duration | : | 4:00 | + - 10 Sec. |
| Segment Factor | : | 1.00 | |
| Program Component Factors | | | |
| | Skating Skills | | 1.25 |
| | Transitions/Linking Footwork/Movements | | 1.75 |
| | Performance/Execution | | 1.00 |
| | Composition/Choreography | | 1.00 |
| | Interpretation/Timing | | 1.00 |

Official ISU Sponsors





ISU European Figure Skating Championships 2011

PANEL OF JUDGES

PRELIMINARY ROUND ICE DANCE - FREE DANCE

Officials

| | | |
|---------------------------------------|-------------------------|-----|
| Technical Controller | Mr. Gilles VANDENBROECK | ISU |
| Technical Specialist | Mr. Shae ZUKIWSKY | ISU |
| Assistant Technical Specialist | Mr. Thomas RAUER | ISU |

Judges

| | | |
|----------------|--------------------------|-----|
| Referee | Ms. Maria MILLER | ISU |
| Judges | Mr. Allan BÖHM | ISU |
| | Mr. Alexandre GOROJDANOV | ISU |
| | Ms. Christl HEIDLER | ISU |
| | Mr. Garry HOPPE | ISU |
| | Ms. Jarmila PORTOVA | ISU |
| | Ms. Erica SONDEREGGER | ISU |
| | Mr. Szilard TOTH | ISU |
| | Ms. Brigitte WENDT | ISU |

Data/Replay Operator

| | | |
|--|---------------------|-----|
| | Mr. Roumen JORDANOV | ISU |
| | Mr. Ronny BANFI | ISU |

printed at: 1/26/2011 10:37:43AM

Official ISU Sponsors





ISU European Figure Skating Championships 2011

RESULTS

PRELIMINARY ROUND ICE DANCE FINAL RESULT

| Pl. | Name | Nation | Total Score | FD |
|-----|---------------------------------------|--------|-------------|----|
| 1 | Lucie MYSLIVECKOVA / Matej NOVAK | CZE | 80.54 | 1 |
| 2 | Nelli ZHIGANSHINA / Alexander GAZSI | GER | 79.27 | 2 |
| 3 | Penny COOMES / Nicholas BUCKLAND | GBR | 73.79 | 3 |
| 4 | Federica TESTA / Christopher MIOR | ITA | 67.90 | 4 |
| 5 | Sara HURTADO / Adria DIAZ | ESP | 67.20 | 5 |
| 6 | Irina SHTORK / Taavi RAND | EST | 66.38 | 6 |
| 7 | Allison REED / Otar JAPARIDZE | GEO | 66.24 | 7 |
| 8 | Isabella TOBIAS / Deividas STAGNIUNAS | LTU | 65.36 | 8 |
| 9 | Nikola VISNOVA / Lukas CSOLLEY | SVK | 63.92 | 9 |
| 10 | Kira GEIL / Tobias EISENBAUER | AUT | 63.09 | 10 |
| 11 | Zsuzsanna NAGY / Mate FEJES | HUN | 61.70 | 11 |
| 12 | Ramona ELSENER / Florian ROOST | SUI | 53.50 | 12 |
| 13 | Lesia VALADZENKAVA / Vitali VAKUNOV | BLR | 53.41 | 13 |
| 14 | Henna LINDHOLM / Ossi KANERVO | FIN | 50.75 | 14 |
| 15 | Kristina TREMASOVA / Dimitar LICHEV | BUL | 42.88 | 15 |

Ms. Maria MILLER ISU

Referee

Mr. Gilles VANDENBROECK ISU

Technical Controller

Printed: 1/24/2011 2:31:30PM

Official ISU Sponsors



ISU European Figure Skating Championships 2011

PRELIMINARY ROUND ICE DANCE FREE DANCE JUDGES DETAILS PER SKATER

| Rank | Name | Nation | Starting Number | Total Segment Score | Total Element Score | Total Program Component Score (factored) | Total Deductions |
|------|------|--------|-----------------|---------------------|---------------------|--|------------------|
|------|------|--------|-----------------|---------------------|---------------------|--|------------------|

| | | | | | | | |
|---|----------------------------------|-----|----|-------|-------|-------|------|
| 1 | Lucie MYSLIVECKOVA / Matej NOVAK | CZE | 12 | 80.54 | 42.83 | 37.71 | 0.00 |
|---|----------------------------------|-----|----|-------|-------|-------|------|

| # | Executed Elements | Info | Base Value | GOE | The Judges Panel (in random order) | | | | | | | | Ref | Scores of Panel |
|---|-------------------|------|--------------|-------|------------------------------------|---|---|----|----|---|----|---|-----|-----------------|
| 1 | CiSt3 | | 6.50 | 1.33 | 2 | 1 | 2 | 0 | 1 | 1 | 1 | 2 | - | 7.83 |
| 2 | STw4 | | 6.00 | -0.08 | 1 | 0 | 0 | -1 | -1 | 0 | -1 | 1 | - | 5.92 |
| 3 | CuLi4 | | 4.00 | 0.67 | 2 | 2 | 2 | 1 | 1 | 1 | 1 | 1 | - | 4.67 |
| 4 | MiSt2 | | 5.00 | 0.67 | -1 | 0 | 1 | 1 | 1 | 0 | 1 | 1 | - | 5.67 |
| 5 | SeLi4 | | 8.00 | 0.82 | 1 | 1 | 2 | 1 | 1 | 0 | 0 | 2 | - | 8.82 |
| 6 | CoSp4 | | 5.00 | 0.42 | 1 | 1 | 1 | 1 | 0 | 1 | 0 | 2 | - | 5.42 |
| 7 | RoLi4 | | 4.00 | 0.50 | 1 | 1 | 2 | 1 | 1 | 1 | 1 | 1 | - | 4.50 |
| | | | 38.50 | | | | | | | | | | | 42.83 |

Program Components

| | Factor | | | | | | | | | | | |
|--|--------|------|------|------|------|------|------|------|------|---|------|--------------|
| Skating Skills | 1.25 | 6.50 | 6.75 | 6.25 | 7.00 | 6.25 | 5.50 | 5.75 | 6.75 | - | 6.38 | |
| Linking Footwork / Movement | 1.75 | 6.75 | 6.75 | 6.00 | 6.00 | 6.00 | 5.25 | 5.25 | 6.50 | - | 6.08 | |
| Performance | 1.00 | 6.25 | 6.50 | 6.50 | 6.75 | 6.25 | 5.50 | 5.50 | 7.00 | - | 6.29 | |
| Choreography | 1.00 | 6.00 | 7.00 | 6.25 | 7.00 | 6.50 | 5.75 | 5.25 | 7.25 | - | 6.42 | |
| Interpretation / Timing | 1.00 | 5.00 | 7.25 | 6.50 | 6.50 | 6.25 | 6.00 | 5.75 | 7.50 | - | 6.38 | |
| Judges Total Program Component Score (factored) | | | | | | | | | | | | 37.71 |

Deductions:

0.00

| Rank | Name | Nation | Starting Number | Total Segment Score | Total Element Score | Total Program Component Score (factored) | Total Deductions |
|------|------|--------|-----------------|---------------------|---------------------|--|------------------|
|------|------|--------|-----------------|---------------------|---------------------|--|------------------|

| | | | | | | | |
|---|-------------------------------------|-----|---|-------|-------|-------|------|
| 2 | Nelli ZHIGANSHINA / Alexander GAZSI | GER | 8 | 79.27 | 43.41 | 35.86 | 0.00 |
|---|-------------------------------------|-----|---|-------|-------|-------|------|

| # | Executed Elements | Info | Base Value | GOE | The Judges Panel (in random order) | | | | | | | | Ref | Scores of Panel |
|---|-------------------|------|--------------|------|------------------------------------|---|---|---|---|---|---|---|-----|-----------------|
| 1 | STw4 | | 6.00 | 0.50 | 1 | 2 | 1 | 1 | 1 | 1 | 1 | 1 | - | 6.50 |
| 2 | CuLi4 | | 4.00 | 0.67 | 2 | 2 | 1 | 1 | 2 | 1 | 1 | 1 | - | 4.67 |
| 3 | CiSt3 | | 6.50 | 0.83 | 0 | 2 | 0 | 1 | 1 | 1 | 1 | 1 | - | 7.33 |
| 4 | SILi4 | | 4.00 | 0.08 | 0 | 1 | 0 | 2 | 0 | 0 | 0 | 0 | - | 4.08 |
| 5 | Sp4 | | 5.00 | 0.08 | 0 | 1 | 0 | 0 | 0 | 1 | 0 | 0 | - | 5.08 |
| 6 | DiSt3 | | 6.50 | 0.33 | 0 | 1 | 0 | 0 | 0 | 0 | 1 | 1 | - | 6.83 |
| 7 | RoLi4 | | 4.00 | 0.50 | 2 | 1 | 1 | 1 | 0 | 1 | 1 | 1 | - | 4.50 |
| 8 | CuLi4 | | 4.00 | 0.42 | 1 | 1 | 1 | 0 | 1 | 0 | 1 | 1 | - | 4.42 |
| | | | 40.00 | | | | | | | | | | | 43.41 |

Program Components

| | Factor | | | | | | | | | | | |
|--|--------|------|------|------|------|------|------|------|------|---|------|--------------|
| Skating Skills | 1.25 | 5.50 | 6.50 | 5.75 | 6.50 | 6.00 | 6.25 | 5.25 | 6.00 | - | 6.00 | |
| Linking Footwork / Movement | 1.75 | 5.25 | 6.75 | 5.50 | 6.00 | 6.00 | 5.50 | 5.75 | 5.75 | - | 5.75 | |
| Performance | 1.00 | 5.75 | 7.00 | 5.75 | 6.25 | 5.75 | 6.00 | 5.75 | 5.75 | - | 5.88 | |
| Choreography | 1.00 | 6.00 | 7.50 | 6.00 | 6.25 | 6.25 | 6.50 | 5.25 | 6.00 | - | 6.17 | |
| Interpretation / Timing | 1.00 | 6.00 | 6.75 | 6.00 | 7.00 | 6.25 | 6.50 | 5.50 | 6.00 | - | 6.25 | |
| Judges Total Program Component Score (factored) | | | | | | | | | | | | 35.86 |

Deductions:

0.00

| Rank | Name | Nation | Starting Number | Total Segment Score | Total Element Score | Total Program Component Score (factored) | Total Deductions |
|------|------|--------|-----------------|---------------------|---------------------|--|------------------|
|------|------|--------|-----------------|---------------------|---------------------|--|------------------|

| | | | | | | | |
|---|----------------------------------|-----|----|-------|-------|-------|-------|
| 3 | Penny COOMES / Nicholas BUCKLAND | GBR | 13 | 73.79 | 39.86 | 34.93 | -1.00 |
|---|----------------------------------|-----|----|-------|-------|-------|-------|

| # | Executed Elements | Info | Base Value | GOE | The Judges Panel (in random order) | | | | | | | | Ref | Scores of Panel |
|---|-------------------|------|--------------|------|------------------------------------|---|---|---|---|---|---|----|-----|-----------------|
| 1 | RoLi4 | | 4.00 | 1.00 | 1 | 2 | 3 | 2 | 2 | 2 | 2 | 2 | - | 5.00 |
| 2 | STw3 | | 5.00 | 0.25 | 0 | 0 | 2 | 1 | 1 | 0 | 1 | -1 | - | 5.25 |
| 3 | CoSp4 | | 5.00 | 0.33 | 0 | 0 | 1 | 1 | 1 | 0 | 1 | 1 | - | 5.33 |
| 4 | CuLi4 | | 4.00 | 0.50 | 1 | 2 | 1 | 1 | 1 | 0 | 2 | 0 | - | 4.50 |
| 5 | CuLi4+RoLi4 | | 8.00 | 0.95 | 0 | 1 | 2 | 1 | 1 | 1 | 2 | 1 | - | 8.95 |
| 6 | CiSt2 | | 5.00 | 0.50 | 0 | 0 | 1 | 0 | 0 | 1 | 1 | 1 | - | 5.50 |
| 7 | DiSt2 | | 5.00 | 0.33 | 0 | 0 | 1 | 1 | 1 | 0 | 0 | 0 | - | 5.33 |
| 8 | Li+TRANS | | 0.00 | 0.00 | - | - | - | - | - | - | - | - | - | 0.00 |
| 9 | Li+TRANS | | 0.00 | 0.00 | - | - | - | - | - | - | - | - | - | 0.00 |
| | | | 36.00 | | | | | | | | | | | 39.86 |

Program Components

| | Factor | | | | | | | | | | | |
|--|--------|------|------|------|------|------|------|------|------|---|------|--------------|
| Skating Skills | 1.25 | 5.00 | 5.50 | 6.50 | 6.25 | 5.75 | 5.50 | 6.25 | 6.25 | - | 5.92 | |
| Linking Footwork / Movement | 1.75 | 5.00 | 5.00 | 6.75 | 5.75 | 5.50 | 5.25 | 6.25 | 5.75 | - | 5.58 | |
| Performance | 1.00 | 5.50 | 5.50 | 6.00 | 6.75 | 5.75 | 5.50 | 6.50 | 6.00 | - | 5.88 | |
| Choreography | 1.00 | 5.75 | 5.00 | 6.50 | 6.75 | 5.50 | 5.75 | 7.00 | 5.50 | - | 5.96 | |
| Interpretation / Timing | 1.00 | 5.50 | 5.50 | 7.00 | 6.25 | 6.00 | 5.50 | 6.50 | 5.75 | - | 5.92 | |
| Judges Total Program Component Score (factored) | | | | | | | | | | | | 34.93 |

Deductions:

Extended lifts: -1.00

-1.00

ISU European Figure Skating Championships 2011

PRELIMINARY ROUND ICE DANCE FREE DANCE JUDGES DETAILS PER SKATER

| Rank | Name | Nation | Starting Number | Total Segment Score | Total Element Score | Total Program Component Score (factored) | Total Deductions |
|------|-----------------------------------|--------|-----------------|---------------------|---------------------|--|------------------|
| 4 | Federica TESTA / Christopher MIOR | ITA | 15 | 67.90 | 36.00 | 31.90 | 0.00 |

| # | Executed Elements | Info | Base Value | GOE | The Judges Panel (in random order) | | | | | | | | Ref | Scores of Panel |
|---|-------------------|------|--------------|------|------------------------------------|---|---|---|---|---|---|---|-----|-----------------|
| 1 | STw4 | | 6.00 | 0.25 | 1 | 1 | 0 | 1 | 0 | 0 | 0 | 1 | - | 6.25 |
| 2 | CuLi4 | | 4.00 | 0.33 | 0 | 1 | 0 | 0 | 1 | 1 | 1 | 1 | - | 4.33 |
| 3 | CiSt2 | | 5.00 | 0.33 | 0 | 1 | 0 | 1 | 0 | 0 | 0 | 1 | - | 5.33 |
| 4 | CuLi4 | | 4.00 | 0.42 | 1 | 1 | 0 | 1 | 1 | 1 | 1 | 0 | 1 | 4.42 |
| 5 | SILi2 | | 2.50 | 0.25 | 0 | 1 | 0 | 1 | 0 | 0 | 1 | 1 | - | 2.75 |
| 6 | CoSp2 | | 3.00 | 0.08 | 1 | 1 | 0 | 0 | 0 | 0 | 0 | 0 | - | 3.08 |
| 7 | DiSt2 | | 5.00 | 0.67 | 0 | 1 | 0 | 0 | 1 | 1 | 1 | 1 | - | 5.67 |
| 8 | RoLi4 | | 4.00 | 0.17 | -1 | 1 | 1 | 0 | 0 | 1 | 1 | 0 | 0 | 4.17 |
| 9 | Li+TRANS | | 0.00 | 0.00 | - | - | - | - | - | - | - | - | - | 0.00 |
| | | | 33.50 | | | | | | | | | | | 36.00 |

| Program Components | | | Factor | | | | | | | | | | |
|---|------|------|--------|------|------|------|------|------|------|---|------|--------------|--|
| Skating Skills | 1.25 | 5.25 | 5.50 | 5.50 | 5.50 | 5.25 | 5.25 | 5.25 | 5.00 | - | 5.33 | | |
| Linking Footwork / Movement | 1.75 | 4.75 | 5.25 | 4.75 | 5.25 | 5.00 | 5.00 | 5.00 | 5.25 | - | 5.04 | | |
| Performance | 1.00 | 5.25 | 5.50 | 5.50 | 5.75 | 5.50 | 5.50 | 5.25 | 5.00 | - | 5.42 | | |
| Choreography | 1.00 | 4.75 | 5.50 | 5.75 | 6.00 | 5.25 | 5.75 | 5.00 | 5.50 | - | 5.46 | | |
| Interpretation / Timing | 1.00 | 4.75 | 5.75 | 5.50 | 6.25 | 5.75 | 5.50 | 5.25 | 5.50 | - | 5.54 | | |
| Judges Total Program Component Score (factored) | | | | | | | | | | | | 31.90 | |
| Deductions: | | | | | | | | | | | | 0.00 | |

| Rank | Name | Nation | Starting Number | Total Segment Score | Total Element Score | Total Program Component Score (factored) | Total Deductions |
|------|---------------------------|--------|-----------------|---------------------|---------------------|--|------------------|
| 5 | Sara HURTADO / Adria DIAZ | ESP | 14 | 67.20 | 35.27 | 31.93 | 0.00 |

| # | Executed Elements | Info | Base Value | GOE | The Judges Panel (in random order) | | | | | | | | Ref | Scores of Panel |
|---|-------------------|------|--------------|-------|------------------------------------|---|----|----|----|----|----|----|-----|-----------------|
| 1 | SILi4 | | 4.00 | 0.67 | 2 | 1 | 2 | 0 | 0 | 2 | 2 | 1 | - | 4.67 |
| 2 | DiSt2 | | 5.00 | 0.83 | 1 | 1 | 2 | 0 | 1 | 1 | 1 | 0 | - | 5.83 |
| 3 | CuLi4 | | 4.00 | 0.58 | 2 | 1 | 1 | 1 | 1 | 1 | 2 | 1 | - | 4.58 |
| 4 | CoSp1 | | 2.00 | -0.30 | -1 | 0 | -1 | -1 | -1 | -1 | -1 | -1 | - | 1.70 |
| 5 | CiSt2 | | 5.00 | 0.50 | 1 | 0 | 1 | 0 | 1 | 0 | 1 | 0 | - | 5.50 |
| 6 | STw4 | | 6.00 | -0.17 | 0 | 0 | 0 | -1 | -1 | 0 | 0 | -2 | - | 5.83 |
| 7 | SILi2 | | 2.50 | 0.58 | 2 | 1 | 1 | 0 | 0 | 2 | 2 | 1 | - | 3.08 |
| 8 | RoLi4 | | 4.00 | 0.08 | 0 | 0 | 1 | 1 | 0 | 0 | 0 | 0 | - | 4.08 |
| | | | 32.50 | | | | | | | | | | | 35.27 |

| Program Components | | | Factor | | | | | | | | | | |
|---|------|------|--------|------|------|------|------|------|------|---|------|--------------|--|
| Skating Skills | 1.25 | 5.75 | 4.75 | 6.00 | 4.50 | 5.25 | 5.50 | 6.25 | 5.00 | - | 5.38 | | |
| Linking Footwork / Movement | 1.75 | 4.25 | 4.25 | 5.00 | 4.25 | 4.50 | 5.00 | 5.50 | 4.25 | - | 4.54 | | |
| Performance | 1.00 | 6.00 | 6.00 | 6.50 | 4.50 | 5.00 | 5.75 | 6.00 | 5.75 | - | 5.75 | | |
| Choreography | 1.00 | 5.50 | 5.75 | 6.25 | 4.75 | 5.00 | 6.25 | 5.75 | 5.25 | - | 5.58 | | |
| Interpretation / Timing | 1.00 | 6.00 | 6.00 | 6.00 | 4.50 | 6.00 | 6.00 | 6.75 | 5.50 | - | 5.92 | | |
| Judges Total Program Component Score (factored) | | | | | | | | | | | | 31.93 | |
| Deductions: | | | | | | | | | | | | 0.00 | |

| Rank | Name | Nation | Starting Number | Total Segment Score | Total Element Score | Total Program Component Score (factored) | Total Deductions |
|------|---------------------------|--------|-----------------|---------------------|---------------------|--|------------------|
| 6 | Irina SHTORK / Taavi RAND | EST | 10 | 66.38 | 38.42 | 27.96 | 0.00 |

| # | Executed Elements | Info | Base Value | GOE | The Judges Panel (in random order) | | | | | | | | Ref | Scores of Panel |
|---|-------------------|------|--------------|-------|------------------------------------|----|----|----|----|----|----|----|-----|-----------------|
| 1 | SILi4 | | 4.00 | 0.42 | 1 | 1 | 1 | 0 | 1 | 1 | 0 | 1 | - | 4.42 |
| 2 | STw4 | | 6.00 | -0.17 | -1 | -1 | 0 | 0 | 0 | 1 | -1 | 0 | - | 5.83 |
| 3 | RoLi4 | | 4.00 | 0.50 | 1 | 1 | 1 | 0 | 1 | 1 | 1 | 1 | - | 4.50 |
| 4 | CiSt2 | | 5.00 | -1.00 | -1 | -1 | -1 | -1 | -1 | -1 | -1 | -1 | - | 4.00 |
| 5 | Sp4 | | 5.00 | -0.08 | 0 | -1 | 0 | 0 | 0 | -1 | 0 | 0 | - | 4.92 |
| 6 | CuLi4 | | 4.00 | 0.33 | 0 | 1 | 1 | 1 | 0 | 1 | 0 | 1 | - | 4.33 |
| 7 | DiSt3 | | 6.50 | -0.33 | -1 | 0 | -1 | 0 | -1 | 0 | 0 | 0 | - | 6.17 |
| 8 | RoLi4 | | 4.00 | 0.25 | 0 | 0 | 1 | 0 | 1 | 1 | 0 | 1 | - | 4.25 |
| 9 | Li+TRANS | | 0.00 | 0.00 | - | - | - | - | - | - | - | - | - | 0.00 |
| | | | 38.50 | | | | | | | | | | | 38.42 |

| Program Components | | | Factor | | | | | | | | | | |
|---|------|------|--------|------|------|------|------|------|------|---|------|--------------|--|
| Skating Skills | 1.25 | 4.75 | 5.25 | 4.75 | 4.50 | 4.75 | 5.25 | 4.50 | 4.50 | - | 4.75 | | |
| Linking Footwork / Movement | 1.75 | 4.50 | 5.00 | 4.50 | 3.75 | 4.50 | 4.75 | 4.25 | 4.25 | - | 4.46 | | |
| Performance | 1.00 | 4.25 | 5.25 | 5.00 | 4.25 | 5.50 | 4.50 | 4.75 | 4.75 | - | 4.75 | | |
| Choreography | 1.00 | 4.75 | 4.75 | 4.50 | 5.00 | 5.00 | 4.75 | 5.00 | 4.75 | - | 4.83 | | |
| Interpretation / Timing | 1.00 | 4.50 | 4.75 | 4.75 | 4.25 | 4.75 | 4.50 | 4.75 | 4.50 | - | 4.63 | | |
| Judges Total Program Component Score (factored) | | | | | | | | | | | | 27.96 | |
| Deductions: | | | | | | | | | | | | 0.00 | |

ISU European Figure Skating Championships 2011

PRELIMINARY ROUND ICE DANCE FREE DANCE JUDGES DETAILS PER SKATER

| Rank | Name | Nation | Starting Number | Total Segment Score | Total Element Score | Total Program Component Score (factored) | Total Deductions |
|------|-------------------------------|--------|-----------------|---------------------|---------------------|--|------------------|
| 7 | Allison REED / Otar JAPARIDZE | GEO | 11 | 66.24 | 36.66 | 31.58 | -2.00 |

| # | Executed Elements | Info | Base Value | GOE | The Judges Panel (in random order) | | | | | | | | Ref | Scores of Panel | |
|---|-------------------|------|--------------|------|------------------------------------|---|---|---|----|---|---|---|-----|-----------------|------|
| 1 | CoSp3 | | 4.00 | 0.42 | 1 | 1 | 0 | 1 | 1 | 1 | 1 | 0 | - | | 4.42 |
| 2 | CuLi4 | | 4.00 | 0.50 | 1 | 1 | 1 | 1 | 1 | 2 | 1 | 1 | - | | 4.50 |
| 3 | CuLi4 | | 4.00 | 0.08 | 0 | 0 | 0 | 0 | 1 | 1 | 0 | 0 | - | | 4.08 |
| 4 | STw4 | | 6.00 | 0.25 | 1 | 1 | 0 | 0 | 0 | 1 | 1 | 0 | - | | 6.25 |
| 5 | SILi4 | | 4.00 | 0.33 | 0 | 0 | 0 | 1 | 2 | 1 | 1 | 1 | - | | 4.33 |
| 6 | CiSt2 | | 5.00 | 0.00 | 0 | 0 | 0 | 0 | 0 | 1 | 0 | 0 | - | | 5.00 |
| 7 | RoLi4 | | 4.00 | 0.50 | 0 | 1 | 1 | 1 | 1 | 1 | 1 | 1 | - | | 4.50 |
| 8 | MiSt1 | | 3.50 | 0.08 | 0 | 1 | 0 | 0 | -1 | 1 | 0 | 0 | - | | 3.58 |
| 9 | Li+TRANS | | 0.00 | 0.00 | - | - | - | - | - | - | - | - | - | | 0.00 |
| | | | 34.50 | | | | | | | | | | | 36.66 | |

Program Components

| | Factor | | | | | | | | | | | | |
|--|--------|------|------|------|------|------|------|------|------|---|--|------|--------------|
| Skating Skills | 1.25 | 5.25 | 5.00 | 5.25 | 5.00 | 5.25 | 5.50 | 5.75 | 4.75 | - | | 5.21 | |
| Linking Footwork / Movement | 1.75 | 5.25 | 5.00 | 4.75 | 5.00 | 5.50 | 5.25 | 5.50 | 4.75 | - | | 5.13 | |
| Performance | 1.00 | 5.00 | 5.50 | 5.25 | 5.00 | 5.50 | 6.00 | 5.50 | 4.50 | - | | 5.29 | |
| Choreography | 1.00 | 5.25 | 5.00 | 5.75 | 5.25 | 5.25 | 5.75 | 5.75 | 4.75 | - | | 5.38 | |
| Interpretation / Timing | 1.00 | 5.00 | 5.25 | 5.75 | 5.25 | 6.00 | 5.50 | 5.75 | 4.75 | - | | 5.42 | |
| Judges Total Program Component Score (factored) | | | | | | | | | | | | | 31.58 |

| | | | | |
|--------------------|-----------------------|--------------|--|--------------|
| Deductions: | Extended lifts: -1.00 | Falls: -1.00 | | -2.00 |
|--------------------|-----------------------|--------------|--|--------------|

| Rank | Name | Nation | Starting Number | Total Segment Score | Total Element Score | Total Program Component Score (factored) | Total Deductions |
|------|---------------------------------------|--------|-----------------|---------------------|---------------------|--|------------------|
| 8 | Isabella TOBIAS / Deividas STAGNIUNAS | LTU | 1 | 65.36 | 34.42 | 30.94 | 0.00 |

| # | Executed Elements | Info | Base Value | GOE | The Judges Panel (in random order) | | | | | | | | Ref | Scores of Panel | |
|---|-------------------|------|--------------|-------|------------------------------------|---|----|---|----|----|----|----|-----|-----------------|------|
| 1 | STw4 | | 6.00 | 0.17 | 0 | 0 | 0 | 1 | 0 | 0 | 1 | 1 | - | | 6.17 |
| 2 | CiSt2 | | 5.00 | 0.33 | 1 | 1 | 1 | 0 | 0 | 0 | 0 | 0 | - | | 5.33 |
| 3 | SILi4+RoLi2 | | 6.50 | 0.00 | 0 | 1 | -1 | 1 | 0 | -1 | -1 | 1 | - | | 6.50 |
| 4 | Sp2 | | 3.00 | 0.08 | 1 | 0 | 0 | 1 | -1 | 0 | 0 | 0 | - | | 3.08 |
| 5 | DiSt2 | | 5.00 | 0.00 | 1 | 0 | 0 | 0 | 0 | 0 | 0 | 0 | - | | 5.00 |
| 6 | SILi4 | | 4.00 | -0.08 | 0 | 0 | 0 | 0 | -1 | 0 | 0 | -1 | - | | 3.92 |
| 7 | CuLi4 | | 4.00 | 0.42 | 2 | 1 | 1 | 1 | 0 | 0 | 1 | 1 | - | | 4.42 |
| | | | 33.50 | | | | | | | | | | | 34.42 | |

Program Components

| | Factor | | | | | | | | | | | | |
|--|--------|------|------|------|------|------|------|------|------|---|--|------|--------------|
| Skating Skills | 1.25 | 5.75 | 5.00 | 5.25 | 5.75 | 5.50 | 5.25 | 5.00 | 5.25 | - | | 5.33 | |
| Linking Footwork / Movement | 1.75 | 5.50 | 5.25 | 5.00 | 4.75 | 4.75 | 5.00 | 4.75 | 4.75 | - | | 4.92 | |
| Performance | 1.00 | 6.25 | 5.00 | 5.00 | 5.50 | 5.25 | 5.25 | 5.00 | 5.00 | - | | 5.17 | |
| Choreography | 1.00 | 6.00 | 5.00 | 5.50 | 5.25 | 5.00 | 5.50 | 5.00 | 4.50 | - | | 5.21 | |
| Interpretation / Timing | 1.00 | 6.50 | 5.25 | 5.25 | 5.00 | 5.25 | 5.25 | 5.25 | 5.50 | - | | 5.29 | |
| Judges Total Program Component Score (factored) | | | | | | | | | | | | | 30.94 |

| | | | | |
|--------------------|--|--|--|-------------|
| Deductions: | | | | 0.00 |
|--------------------|--|--|--|-------------|

| Rank | Name | Nation | Starting Number | Total Segment Score | Total Element Score | Total Program Component Score (factored) | Total Deductions |
|------|--------------------------------|--------|-----------------|---------------------|---------------------|--|------------------|
| 9 | Nikola VISNOVA / Lukas CSOLLEY | SVK | 9 | 63.92 | 35.76 | 29.16 | -1.00 |

| # | Executed Elements | Info | Base Value | GOE | The Judges Panel (in random order) | | | | | | | | Ref | Scores of Panel | |
|---|-------------------|------|--------------|-------|------------------------------------|---|----|----|---|----|---|---|-----|-----------------|------|
| 1 | DiSt2 | | 5.00 | 0.50 | 1 | 0 | 1 | 0 | 1 | -1 | 0 | 1 | - | | 5.50 |
| 2 | SILi4 | | 4.00 | 0.58 | 1 | 1 | 2 | 1 | 1 | 0 | 2 | 1 | - | | 4.58 |
| 3 | CuLi4 | | 4.00 | 0.17 | 1 | 0 | 1 | 0 | 0 | 0 | 1 | 0 | - | | 4.17 |
| 4 | CoSp3 | | 4.00 | -0.08 | 0 | 0 | -1 | -1 | 0 | 0 | 0 | 0 | - | | 3.92 |
| 5 | CiSt1 | | 3.50 | 0.00 | 0 | 0 | 0 | -1 | 0 | 0 | 0 | 0 | - | | 3.50 |
| 6 | STw4 | | 6.00 | 0.17 | 1 | 0 | 0 | 0 | 1 | 0 | 0 | 1 | - | | 6.17 |
| 7 | RoLi4 | | 4.00 | 0.25 | 1 | 1 | 0 | 0 | 0 | 1 | 0 | 1 | - | | 4.25 |
| 8 | CuLi3 | | 3.50 | 0.17 | 1 | 0 | 1 | -1 | 0 | 0 | 1 | 0 | - | | 3.67 |
| | | | 34.00 | | | | | | | | | | | 35.76 | |

Program Components

| | Factor | | | | | | | | | | | | |
|--|--------|------|------|------|------|------|------|------|------|---|--|------|--------------|
| Skating Skills | 1.25 | 5.25 | 4.50 | 5.25 | 4.75 | 5.00 | 4.25 | 4.50 | 5.25 | - | | 4.88 | |
| Linking Footwork / Movement | 1.75 | 4.75 | 4.25 | 5.00 | 4.25 | 5.00 | 4.25 | 4.50 | 5.00 | - | | 4.63 | |
| Performance | 1.00 | 5.50 | 4.50 | 5.50 | 4.50 | 5.25 | 4.75 | 4.75 | 5.50 | - | | 5.04 | |
| Choreography | 1.00 | 5.75 | 4.75 | 5.75 | 4.00 | 5.25 | 4.25 | 4.50 | 5.25 | - | | 4.96 | |
| Interpretation / Timing | 1.00 | 5.50 | 4.50 | 5.25 | 4.50 | 5.50 | 4.50 | 4.50 | 5.50 | - | | 4.96 | |
| Judges Total Program Component Score (factored) | | | | | | | | | | | | | 29.16 |

| | | | | |
|--------------------|------------------------|--|--|--------------|
| Deductions: | Costume failure: -1.00 | | | -1.00 |
|--------------------|------------------------|--|--|--------------|

ISU European Figure Skating Championships 2011

PRELIMINARY ROUND ICE DANCE FREE DANCE JUDGES DETAILS PER SKATER

| Rank | Name | Nation | Starting Number | Total Segment Score | Total Element Score | Total Program Component Score (factored) | Total Deductions |
|------|-------------------------------------|--------|-----------------|---------------------|---------------------|--|------------------|
| 13 | Lesia VALADZENKAVA / Vitali VAKUNOV | BLR | 6 | 53.41 | 32.25 | 23.16 | -2.00 |

| # | Executed Elements | Info | Base Value | GOE | The Judges Panel (in random order) | | | | | | | | Ref | Scores of Panel |
|---|-------------------|------|--------------|-------|------------------------------------|----|----|----|----|---|----|----|-----|-----------------|
| 1 | STw4 | | 6.00 | -0.33 | -1 | -1 | -1 | -1 | -1 | 0 | 0 | 0 | - | 5.67 |
| 2 | Sp4 | | 5.00 | 0.00 | -1 | 0 | 1 | 0 | 0 | 0 | 0 | 0 | - | 5.00 |
| 3 | RoLi4 | | 4.00 | 0.33 | 1 | 1 | 1 | 0 | 0 | 1 | 1 | 0 | - | 4.33 |
| 4 | CiSt1 | | 3.50 | -0.25 | 0 | -1 | 0 | -1 | -1 | 0 | 0 | -1 | - | 3.25 |
| 5 | SILi3 | | 3.50 | -0.17 | 0 | -1 | 1 | 0 | -1 | 0 | 0 | -1 | - | 3.33 |
| 6 | RoLi3 | | 3.50 | -0.08 | 0 | 0 | 0 | -1 | -1 | 0 | 0 | 0 | - | 3.42 |
| 7 | DiSt1 | | 3.50 | -0.25 | -1 | 0 | 0 | -1 | 0 | 0 | -1 | -1 | - | 3.25 |
| 8 | CuLi4 | | 4.00 | 0.00 | 0 | 0 | 0 | -1 | 0 | 1 | 0 | 0 | - | 4.00 |
| 9 | Li+TRANS | | 0.00 | 0.00 | - | - | - | - | - | - | - | - | - | 0.00 |
| | | | 33.00 | | | | | | | | | | | 32.25 |

| Program Components | | | Factor | | | | | | | | | | | |
|---|------|------|-----------------------|------|------|------|------|------|------|------|------|------|------|--------------|
| Skating Skills | 1.25 | 3.75 | 4.00 | 4.50 | 4.00 | 3.75 | 4.50 | 3.75 | 3.75 | 3.75 | 3.75 | - | 3.96 | |
| Linking Footwork / Movement | 1.75 | 3.25 | 3.75 | 3.50 | 3.75 | 3.50 | 4.25 | 3.50 | 4.00 | 4.00 | - | 3.67 | | |
| Performance | 1.00 | 3.50 | 3.75 | 4.50 | 4.50 | 3.75 | 4.50 | 3.75 | 3.50 | 3.50 | - | 3.96 | | |
| Choreography | 1.00 | 3.50 | 4.00 | 5.00 | 3.50 | 3.50 | 4.50 | 3.75 | 3.25 | - | 3.79 | | | |
| Interpretation / Timing | 1.00 | 3.75 | 3.50 | 4.50 | 4.50 | 3.75 | 4.25 | 4.00 | 4.00 | - | 4.04 | | | |
| Judges Total Program Component Score (factored) | | | | | | | | | | | | | | 23.16 |
| Deductions: | | | Extended lifts: -2.00 | | | | | | | | | | | -2.00 |

| Rank | Name | Nation | Starting Number | Total Segment Score | Total Element Score | Total Program Component Score (factored) | Total Deductions |
|------|-------------------------------|--------|-----------------|---------------------|---------------------|--|------------------|
| 14 | Henna LINDHOLM / Ossi KANERVO | FIN | 2 | 50.75 | 29.83 | 22.92 | -2.00 |

| # | Executed Elements | Info | Base Value | GOE | The Judges Panel (in random order) | | | | | | | | Ref | Scores of Panel |
|---|-------------------|------|--------------|-------|------------------------------------|----|----|----|----|----|----|----|-----|-----------------|
| 1 | DiSt2 | | 5.00 | 0.17 | 0 | 0 | 0 | 0 | 0 | 1 | 1 | 0 | - | 5.17 |
| 2 | CuLi3 | | 3.50 | 0.08 | 0 | 0 | 0 | 1 | 1 | 0 | 0 | 0 | - | 3.58 |
| 3 | STw4 | | 6.00 | -0.50 | -1 | -1 | -1 | 0 | -1 | -1 | -1 | -1 | - | 5.50 |
| 4 | RoLi4 | | 4.00 | 0.08 | 0 | 0 | 0 | 1 | 1 | 0 | -1 | 0 | - | 4.08 |
| 5 | RoLi2 | | 2.50 | 0.00 | 0 | 0 | 1 | 0 | 0 | 0 | 0 | 0 | - | 2.50 |
| 6 | CiSt1 | | 3.50 | -1.33 | -2 | -3 | -3 | -3 | -2 | -3 | -2 | -3 | - | 2.17 |
| 7 | CoSp2 | | 3.00 | 0.00 | 0 | 0 | 0 | 0 | 0 | 0 | 0 | 0 | - | 3.00 |
| 8 | SILi4 | | 4.00 | -0.17 | -1 | -1 | 0 | -1 | 0 | 0 | 0 | 0 | - | 3.83 |
| 9 | Li+TRANS | | 0.00 | 0.00 | - | - | - | - | - | - | - | - | - | 0.00 |
| | | | 31.50 | | | | | | | | | | | 29.83 |

| Program Components | | | Factor | | | | | | | | | | | |
|---|------|------|--|------|------|------|------|------|------|------|------|------|--|--------------|
| Skating Skills | 1.25 | 3.50 | 3.75 | 4.25 | 4.00 | 4.50 | 4.50 | 3.75 | 3.75 | 3.75 | - | 4.00 | | |
| Linking Footwork / Movement | 1.75 | 3.50 | 3.50 | 3.75 | 4.00 | 4.25 | 3.75 | 3.50 | 3.00 | - | 3.67 | | | |
| Performance | 1.00 | 3.25 | 3.50 | 4.00 | 4.50 | 4.25 | 4.75 | 4.00 | 3.50 | - | 3.96 | | | |
| Choreography | 1.00 | 3.50 | 4.00 | 4.25 | 3.50 | 3.75 | 4.00 | 3.75 | 3.75 | - | 3.79 | | | |
| Interpretation / Timing | 1.00 | 3.00 | 3.75 | 3.50 | 3.75 | 4.00 | 4.25 | 4.00 | 3.50 | - | 3.75 | | | |
| Judges Total Program Component Score (factored) | | | | | | | | | | | | | | 22.92 |
| Deductions: | | | Interruption in excess: -1.00 Falls: -1.00 | | | | | | | | | | | -2.00 |

| Rank | Name | Nation | Starting Number | Total Segment Score | Total Element Score | Total Program Component Score (factored) | Total Deductions |
|------|-------------------------------------|--------|-----------------|---------------------|---------------------|--|------------------|
| 15 | Kristina TREMASOVA / Dimitar LICHEV | BUL | 3 | 42.88 | 24.66 | 20.22 | -2.00 |

| # | Executed Elements | Info | Base Value | GOE | The Judges Panel (in random order) | | | | | | | | Ref | Scores of Panel |
|---|-------------------|------|--------------|-------|------------------------------------|----|----|----|----|----|----|----|-----|-----------------|
| 1 | STw4 | | 6.00 | -0.42 | -1 | -1 | 0 | -1 | -1 | -1 | -1 | 0 | - | 5.58 |
| 2 | CiSt1 | | 3.50 | -0.50 | -1 | -1 | -1 | -1 | -1 | 0 | -1 | -1 | - | 3.00 |
| 3 | Sp2 | | 3.00 | -0.25 | 0 | 0 | -1 | -1 | 0 | 0 | -1 | -1 | - | 2.75 |
| 4 | SILi4+RoLi4 | | 8.00 | 0.00 | 0 | -1 | 0 | 0 | 0 | 1 | 0 | 0 | - | 8.00 |
| 5 | CuLi1 | | 1.50 | -0.25 | 0 | -1 | -1 | -1 | -1 | 0 | -1 | -1 | - | 1.25 |
| 6 | MiSt1 | | 3.50 | -0.67 | -1 | -2 | -2 | -2 | -1 | -1 | -1 | -1 | - | 2.83 |
| 7 | RoLi1 | | 1.50 | -0.25 | -1 | -1 | 0 | -1 | -1 | 0 | -1 | -1 | - | 1.25 |
| | | | 27.00 | | | | | | | | | | | 24.66 |

| Program Components | | | Factor | | | | | | | | | | | |
|---|------|------|-----------------------|------|------|------|------|------|------|---|------|--|--|--------------|
| Skating Skills | 1.25 | 3.50 | 4.00 | 3.25 | 3.00 | 3.00 | 3.75 | 3.50 | 3.50 | - | 3.42 | | | |
| Linking Footwork / Movement | 1.75 | 3.75 | 3.50 | 2.75 | 2.50 | 3.25 | 2.50 | 3.25 | 3.25 | - | 3.08 | | | |
| Performance | 1.00 | 3.50 | 3.75 | 3.25 | 2.50 | 3.25 | 3.50 | 3.50 | 3.50 | - | 3.42 | | | |
| Choreography | 1.00 | 3.75 | 4.00 | 3.25 | 3.00 | 3.50 | 4.00 | 3.50 | 3.75 | - | 3.63 | | | |
| Interpretation / Timing | 1.00 | 3.75 | 3.75 | 3.00 | 2.75 | 3.75 | 3.50 | 3.75 | 3.25 | - | 3.50 | | | |
| Judges Total Program Component Score (factored) | | | | | | | | | | | | | | 20.22 |
| Deductions: | | | Extended lifts: -2.00 | | | | | | | | | | | -2.00 |



ISU European Figure Skating Championships 2011

PRELIMINARY ROUND MEN

| | | |
|--------------------------|-------------|--------------|
| PostFinance Arena | 24 Jan 2011 | Free Skating |
|--------------------------|-------------|--------------|

| | | |
|------------------------|---|-----------|
| Size of Skating Area | : | 30m*60m |
| Ice Conditions | : | very good |
| Number of Entries | : | 21 |
| Number of Participants | : | 21 |

| | | |
|-----------------|---|--|
| Entry Withdrawn | : | |
|-----------------|---|--|

| | | |
|----------------------------------|-----------------------|-----------------|
| Free Skating | | |
| Duration | : | 4:30 +- 10 Sec. |
| Segment Factor | : | 1.00 |
| Program Component Factors | | |
| | Skating Skills | 2.00 |
| | Transitions | 2.00 |
| | Performance/Execution | 2.00 |
| | Choreography | 2.00 |
| | Interpretation | 2.00 |

Official ISU Sponsors





ISU European Figure Skating Championships 2011

PANEL OF JUDGES

PRELIMINARY ROUND MEN - FREE SKATING

Officials

| | | |
|---------------------------------------|----------------------|-----|
| Technical Controller | Mr. Fabio BIANCHETTI | ISU |
| Technical Specialist | Mr. Makoto OKAZAKI | ISU |
| Assistant Technical Specialist | Ms. Olga BARANOVA | ISU |

Judges

| | | |
|--------------------|----------------------------|-----|
| Referee | Mr. Matjaz KRUSEC | ISU |
| Judges | Mr. Franco BENINI | ISU |
| | Ms. Marina BESCHEA | ISU |
| | Mr. Tomislav CIZMESIJA | ISU |
| | Ms. Francoise DE RAPPARD | ISU |
| | Ms. Halina GORDON POLTORAK | ISU |
| | Mr. Jan HOFFMANN | ISU |
| | Mr. Alexander KOGAN | ISU |
| | Ms. Saioa SANCHO | ISU |
| Mr. Albert ZAYDMAN | ISU | |

Data/Replay Operator

| | | |
|--|---------------------|-----|
| | Mr. Roumen JORDANOV | ISU |
| | Mr. Ronny BANFI | ISU |

printed at: 1/26/2011 10:34:35AM

Official ISU Sponsors





ISU European Figure Skating Championships 2011

RESULTS

PRELIMINARY ROUND MEN FINAL RESULT

| Pl. | Name | Nation | Total Score | FS |
|-----------|-----------------------|--------|-------------|----|
| 1 | Jorik HENDRICKX | BEL | 118.46 | 1 |
| 2 | Kim LUCINE | MON | 115.12 | 2 |
| 3 | Denis WIECZOREK | GER | 111.96 | 3 |
| 4 | Zoltan KELEMEN | ROU | 106.57 | 4 |
| 5 | Javier RAYA | ESP | 100.82 | 5 |
| 6 | Moris PFEIFHOFER | SUI | 100.73 | 6 |
| 7 | Justus STRID | DEN | 100.42 | 7 |
| 8 | Maxim SHIPOV | ISR | 98.84 | 8 |
| 9 | Maciej CIEPLUCHA | POL | 97.14 | 9 |
| 10 | Stephane WALKER | SUI | 95.51 | 10 |
| 11 | Ali DEMIRBOGA | TUR | 92.58 | 11 |
| 12 | David RICHARDSON | GBR | 91.59 | 12 |
| 13 | Tigran VARDANJAN | HUN | 89.59 | 13 |
| 14 | Damjan OSTOJIC | BIH | 85.58 | 14 |
| 15 | Jakub STROBL | SVK | 83.21 | 15 |
| 16 | Valtter VIRTANEN | FIN | 79.90 | 16 |
| 17 | Saulius AMBRULEVICIUS | LTU | 76.40 | 17 |
| 18 | Mikhail KARALIUK | BLR | 71.03 | 18 |
| 19 | Boyito MULDER | NED | 70.25 | 19 |
| 20 | Georgi KENCHADZE | BUL | 68.46 | 20 |
| Withdrawn | | | | |
| | Viktor ROMANENKOV | EST | | |

Mr. Matjaz KRUSEC ISU
Referee

Mr. Fabio BIANCHETTI ISU
Technical Controller

Printed: 1/24/2011 7:37:49PM

Official ISU Sponsors



ISU European Figure Skating Championships 2011

PRELIMINARY ROUND MEN FREE SKATING JUDGES DETAILS PER SKATER

| Rank | Name | Nation | Starting Number | Total Segment Score | Total Element Score | Total Program Component Score (factored) | Total Deductions |
|------|-----------------|--------|-----------------|---------------------|---------------------|--|------------------|
| 1 | Jorik HENDRICKX | BEL | 21 | 118.46 | 61.66 | 56.80 | 0.00 |

| # | Executed Elements | Info | Base Value | GOE | The Judges Panel (in random order) | | | | | | | | Ref | Scores of Panel | |
|----|-------------------|------|--------------|-------|------------------------------------|----|----|----|----|----|----|----|-----|-----------------|-------|
| 1 | 3Lz+3T | | 10.10 | 0.70 | 1 | 1 | 2 | 1 | 0 | 1 | 1 | 1 | 1 | | 10.80 |
| 2 | 2A | | 3.30 | 0.43 | 1 | 1 | 1 | 1 | 0 | 0 | 1 | 1 | 1 | | 3.73 |
| 3 | 3F | e | 5.30 | -0.70 | -1 | -1 | -1 | -1 | -1 | 0 | -2 | -1 | -1 | | 4.60 |
| 4 | FCSSp4 | | 3.00 | 0.43 | 2 | 1 | 1 | 1 | 1 | 1 | 0 | 0 | 1 | | 3.43 |
| 5 | CiSt3 | | 3.30 | 0.57 | 2 | 1 | 2 | 1 | 1 | 0 | 0 | 1 | 2 | | 3.87 |
| 6 | 3Lz | | 6.60 | 0.30 | 1 | 1 | 1 | 1 | 0 | 0 | 0 | 0 | 0 | | 6.90 |
| 7 | 3Lo+1Lo<<+2S | << | 7.15 | -1.40 | -2 | -2 | -2 | -2 | -2 | -2 | -3 | -2 | -2 | | 5.75 |
| 8 | 3S | | 4.62 | 0.40 | 1 | 0 | 1 | 0 | 0 | 1 | 0 | 1 | 1 | | 5.02 |
| 9 | CCoSp4 | | 3.50 | 0.50 | 1 | 1 | 1 | 2 | 1 | 1 | 0 | 1 | 1 | | 4.00 |
| 10 | 2Lo | | 1.98 | 0.00 | 0 | 0 | 0 | 0 | 0 | 0 | 0 | 0 | 0 | | 1.98 |
| 11 | 2A+2T | | 5.17 | 0.21 | 1 | 0 | 1 | 0 | 1 | 0 | 0 | 1 | 0 | | 5.38 |
| 12 | ChSt1 | | 2.00 | 0.43 | 1 | 0 | 1 | 0 | 0 | 0 | 1 | 0 | 1 | | 2.43 |
| 13 | FCSp4 | | 3.20 | 0.57 | 2 | 1 | 2 | 1 | 1 | 1 | 1 | 1 | 1 | | 3.77 |
| | | | 59.22 | | | | | | | | | | | 61.66 | |

Program Components

Factor

| | | | | | | | | | | | |
|--|------|------|------|------|------|------|------|------|------|------|--------------|
| Skating Skills | 2.00 | 5.75 | 5.75 | 6.25 | 5.50 | 6.25 | 5.00 | 5.50 | 5.50 | 6.25 | 5.79 |
| Transition / Linking Footwork | 2.00 | 5.50 | 5.50 | 6.00 | 5.50 | 4.75 | 4.75 | 5.50 | 5.00 | 5.75 | 5.36 |
| Performance / Execution | 2.00 | 5.25 | 5.50 | 6.50 | 5.25 | 6.00 | 5.00 | 6.00 | 5.75 | 6.25 | 5.71 |
| Choreography / Composition | 2.00 | 5.75 | 5.75 | 6.25 | 5.75 | 5.75 | 5.00 | 5.75 | 5.50 | 6.00 | 5.75 |
| Interpretation | 2.00 | 6.00 | 5.50 | 6.50 | 5.50 | 6.00 | 5.25 | 5.75 | 5.50 | 6.25 | 5.79 |
| Judges Total Program Component Score (factored) | | | | | | | | | | | 56.80 |

Deductions:

0.00

<< Downgraded jump x Credit for highlight distribution, base value multiplied by 1.1 e Jump take off with wrong edge

| Rank | Name | Nation | Starting Number | Total Segment Score | Total Element Score | Total Program Component Score (factored) | Total Deductions |
|------|------------|--------|-----------------|---------------------|---------------------|--|------------------|
| 2 | Kim LUCINE | MON | 20 | 115.12 | 58.76 | 56.36 | 0.00 |

| # | Executed Elements | Info | Base Value | GOE | The Judges Panel (in random order) | | | | | | | | Ref | Scores of Panel | |
|----|-------------------|------|--------------|-------|------------------------------------|----|----|----|----|---|----|----|-----|-----------------|------|
| 1 | 3Lo | | 5.10 | 0.30 | 0 | 0 | 1 | 1 | 0 | 0 | 1 | 1 | 0 | | 5.40 |
| 2 | 3F+3T< | < | 8.20 | -0.70 | -1 | -1 | -1 | -1 | -1 | 0 | -1 | -1 | -2 | | 7.50 |
| 3 | 3Lz | | 6.00 | 0.60 | 1 | 0 | 1 | 1 | 1 | 1 | 1 | 1 | 0 | | 6.60 |
| 4 | SSp2 | | 1.60 | 0.50 | 1 | 1 | 1 | 1 | 1 | 1 | 1 | 1 | 0 | | 2.10 |
| 5 | CiSt3 | | 3.30 | 0.36 | 0 | 1 | 1 | 1 | 0 | 0 | 2 | 1 | 1 | | 3.66 |
| 6 | 2A | | 3.30 | 0.07 | 0 | 0 | 0 | 1 | 1 | 0 | 0 | 0 | 0 | | 3.37 |
| 7 | 3Lz+2T | | 8.14 | 0.20 | 1 | 0 | 1 | 0 | 0 | 0 | 0 | 0 | 1 | | 8.34 |
| 8 | 2A+2T | | 5.17 | 0.00 | 0 | 0 | 0 | 0 | 0 | 0 | 0 | 1 | 0 | | 5.17 |
| 9 | 3F | | 5.83 | 0.10 | 0 | 1 | 0 | 0 | -1 | 0 | 1 | 0 | 0 | | 5.93 |
| 10 | FSSp2 | | 2.30 | 0.21 | 0 | 0 | 1 | 1 | 0 | 0 | 1 | 1 | 0 | | 2.51 |
| 11 | 2S | | 1.54 | 0.00 | 0 | 0 | 0 | 0 | 0 | 0 | 1 | 0 | 0 | | 1.54 |
| 12 | ChSt1 | | 2.00 | 1.14 | 0 | 2 | 1 | 1 | 1 | 0 | 2 | 1 | 2 | | 3.14 |
| 13 | CCoSp3 | | 3.00 | 0.50 | 1 | 2 | 2 | 1 | 1 | 0 | 1 | 1 | 0 | | 3.50 |
| | | | 55.48 | | | | | | | | | | | 58.76 | |

Program Components

Factor

| | | | | | | | | | | | |
|--|------|------|------|------|------|------|------|------|------|------|--------------|
| Skating Skills | 2.00 | 4.75 | 6.50 | 5.50 | 5.50 | 5.50 | 4.75 | 6.00 | 5.25 | 5.50 | 5.43 |
| Transition / Linking Footwork | 2.00 | 5.00 | 6.25 | 5.25 | 5.50 | 5.25 | 5.00 | 5.50 | 4.75 | 5.50 | 5.29 |
| Performance / Execution | 2.00 | 5.00 | 7.25 | 5.75 | 5.25 | 5.50 | 5.25 | 6.50 | 5.00 | 5.75 | 5.57 |
| Choreography / Composition | 2.00 | 5.50 | 7.25 | 6.00 | 6.00 | 5.75 | 5.50 | 6.50 | 5.25 | 6.25 | 5.93 |
| Interpretation | 2.00 | 5.00 | 7.25 | 5.75 | 6.00 | 5.75 | 5.25 | 7.00 | 5.50 | 6.50 | 5.96 |
| Judges Total Program Component Score (factored) | | | | | | | | | | | 56.36 |

Deductions:

0.00

< Under-rotated jump x Credit for highlight distribution, base value multiplied by 1.1

ISU European Figure Skating Championships 2011

PRELIMINARY ROUND MEN FREE SKATING JUDGES DETAILS PER SKATER

| Rank | Name | Nation | Starting Number | Total Segment Score | Total Element Score | Total Program Component Score (factored) | Total Deductions |
|------|-----------------|--------|-----------------|---------------------|---------------------|--|------------------|
| 3 | Denis WIECZOREK | GER | 14 | 111.96 | 60.76 | 51.20 | 0.00 |

| # | Executed Elements | Info | Base Value | GOE | The Judges Panel (in random order) | | | | | | | | | | Ref | Scores of Panel |
|----|-------------------|------|--------------|-------|------------------------------------|---|---|----|---|---|---|---|----|--|------|-----------------|
| 1 | 3Lz+2Lo | | 7.80 | 0.40 | 0 | 0 | 1 | 0 | 1 | 1 | 0 | 1 | 1 | | 8.20 | |
| 2 | 3F | | 5.30 | 0.00 | 0 | 0 | 0 | -1 | 0 | 0 | 0 | 0 | 0 | | 5.30 | |
| 3 | SiSt2 | | 2.30 | 0.07 | 0 | 1 | 0 | 0 | 0 | 0 | 1 | 0 | 0 | | 2.37 | |
| 4 | 2A+2T | | 4.70 | 0.00 | 1 | 0 | 0 | -1 | 0 | 0 | 0 | 0 | 0 | | 4.70 | |
| 5 | CSp4 | | 2.60 | 0.21 | 1 | 0 | 0 | 0 | 1 | 0 | 0 | 1 | 1 | | 2.81 | |
| 6 | ChSt1 | | 2.00 | 0.14 | 0 | 0 | 1 | 0 | 0 | 1 | 0 | 0 | 0 | | 2.14 | |
| 7 | 3Lo | | 5.61 x | 0.60 | 1 | 1 | 1 | 1 | 0 | 0 | 1 | 1 | 1 | | 6.21 | |
| 8 | 3Lz | | 6.60 x | -0.20 | -1 | 0 | 0 | -1 | 0 | 0 | 0 | 0 | -1 | | 6.40 | |
| 9 | CCoSp1 | | 2.00 | 0.21 | 1 | 0 | 1 | 0 | 1 | 0 | 0 | 0 | 1 | | 2.21 | |
| 10 | 3S | | 4.62 x | 0.50 | 1 | 0 | 1 | 1 | 0 | 0 | 1 | 1 | 1 | | 5.12 | |
| 11 | 3T+2T+2T | | 7.59 x | 0.00 | 1 | 0 | 0 | -1 | 0 | 0 | 0 | 0 | 0 | | 7.59 | |
| 12 | 3T | | 4.51 x | 0.10 | 0 | 0 | 0 | 0 | 0 | 0 | 0 | 1 | 1 | | 4.61 | |
| 13 | FSSp3 | | 2.60 | 0.50 | 1 | 1 | 2 | 1 | 1 | 1 | 1 | 1 | 1 | | 3.10 | |
| | | | 58.23 | | | | | | | | | | | | | 60.76 |

Program Components

Factor

| | | | | | | | | | | | | | |
|--|------|------|------|------|------|------|------|------|------|------|------|------|--------------|
| Skating Skills | 2.00 | 4.75 | 6.00 | 5.25 | 4.75 | 5.25 | 5.75 | 4.50 | 5.75 | 4.50 | 5.75 | 4.50 | 5.14 |
| Transition / Linking Footwork | 2.00 | 4.25 | 4.50 | 4.50 | 5.75 | 4.75 | 5.50 | 5.00 | 5.50 | 5.50 | 4.50 | 4.89 | |
| Performance / Execution | 2.00 | 4.50 | 5.75 | 4.75 | 5.25 | 5.25 | 5.50 | 5.00 | 5.75 | 5.25 | 5.25 | 5.25 | |
| Choreography / Composition | 2.00 | 5.00 | 5.50 | 4.75 | 5.75 | 5.00 | 5.25 | 4.75 | 5.75 | 5.50 | 5.50 | 5.25 | |
| Interpretation | 2.00 | 4.75 | 5.50 | 4.75 | 5.25 | 5.00 | 5.25 | 4.75 | 5.50 | 5.00 | 5.00 | 5.07 | |
| Judges Total Program Component Score (factored) | | | | | | | | | | | | | 51.20 |

Deductions:

0.00

x Credit for highlight distribution, base value multiplied by 1.1

| Rank | Name | Nation | Starting Number | Total Segment Score | Total Element Score | Total Program Component Score (factored) | Total Deductions |
|------|----------------|--------|-----------------|---------------------|---------------------|--|------------------|
| 4 | Zoltan KELEMEN | ROU | 12 | 106.57 | 57.99 | 48.58 | 0.00 |

| # | Executed Elements | Info | Base Value | GOE | The Judges Panel (in random order) | | | | | | | | | | Ref | Scores of Panel |
|----|-------------------|------|--------------|-------|------------------------------------|----|----|----|----|----|----|----|----|--|------|-----------------|
| 1 | 3A | | 8.50 | -2.00 | -2 | -2 | -2 | -2 | -2 | -3 | -2 | -2 | -2 | | 6.50 | |
| 2 | 3Lz+3T< | < | 8.90 | -0.90 | -2 | -1 | -2 | -1 | -1 | -1 | -2 | -1 | -1 | | 8.00 | |
| 3 | 3Lo | | 5.10 | 0.00 | 0 | 0 | 0 | 0 | 0 | 0 | 0 | 0 | 1 | | 5.10 | |
| 4 | CSSp4 | | 3.00 | 0.14 | 0 | 0 | 1 | 0 | 1 | 0 | 0 | 1 | 0 | | 3.14 | |
| 5 | 3Lz | | 6.00 | -0.80 | -1 | -1 | -2 | -1 | -1 | -1 | -2 | -1 | -1 | | 5.20 | |
| 6 | 3F<+2T | < | 5.10 | -0.70 | -1 | -1 | -2 | -1 | -1 | -1 | -1 | -1 | -1 | | 4.40 | |
| 7 | ChSt2 | | 2.30 | 0.21 | 0 | 1 | 0 | 0 | 1 | 1 | 0 | 1 | 0 | | 2.51 | |
| 8 | 3F+2T+2T | | 8.91 x | 0.00 | 0 | 0 | 0 | 0 | 0 | 0 | -1 | 0 | 0 | | 8.91 | |
| 9 | FSSp | | 0.00 | 0.00 | - | - | - | - | - | - | - | - | - | | 0.00 | |
| 10 | ChSt1 | | 2.00 | 0.71 | 0 | 1 | 1 | 0 | 1 | 0 | 1 | 1 | 2 | | 2.71 | |
| 11 | 3S | | 4.62 x | 0.20 | 0 | 0 | 0 | 1 | 0 | 0 | 1 | 0 | 1 | | 4.82 | |
| 12 | CCoSp2 | | 2.50 | 0.36 | 1 | 1 | 1 | 0 | 0 | 1 | 1 | 0 | 1 | | 2.86 | |
| 13 | 2A | | 3.63 x | 0.21 | 0 | 1 | 1 | 0 | 1 | 0 | 0 | 0 | 1 | | 3.84 | |
| | | | 60.56 | | | | | | | | | | | | | 57.99 |

Program Components

Factor

| | | | | | | | | | | | |
|--|------|------|------|------|------|------|------|------|------|------|--------------|
| Skating Skills | 2.00 | 5.00 | 5.50 | 5.00 | 4.75 | 5.75 | 5.00 | 5.00 | 4.75 | 5.00 | 5.04 |
| Transition / Linking Footwork | 2.00 | 4.00 | 5.00 | 4.50 | 4.50 | 5.50 | 4.50 | 5.50 | 4.00 | 4.25 | 4.61 |
| Performance / Execution | 2.00 | 4.50 | 5.50 | 5.00 | 4.50 | 6.25 | 4.75 | 5.25 | 4.25 | 4.50 | 4.86 |
| Choreography / Composition | 2.00 | 5.00 | 5.25 | 4.75 | 4.25 | 5.75 | 4.75 | 5.75 | 4.50 | 4.75 | 4.96 |
| Interpretation | 2.00 | 4.75 | 5.50 | 4.50 | 4.50 | 5.50 | 4.50 | 5.25 | 4.25 | 4.75 | 4.82 |
| Judges Total Program Component Score (factored) | | | | | | | | | | | 48.58 |

Deductions:

0.00

< Under-rotated jump x Credit for highlight distribution, base value multiplied by 1.1

ISU European Figure Skating Championships 2011

PRELIMINARY ROUND MEN FREE SKATING JUDGES DETAILS PER SKATER

| Rank | Name | Nation | Starting Number | Total Segment Score | Total Element Score | Total Program Component Score (factored) | Total Deductions |
|------|-------------|--------|-----------------|---------------------|---------------------|--|------------------|
| 5 | Javier RAYA | ESP | 19 | 100.82 | 47.06 | 54.76 | -1.00 |

| # | Executed Elements | Info | Base Value | GOE | The Judges Panel (in random order) | | | | | | | | | | Ref | Scores of Panel |
|----|-------------------|------|--------------|-------|------------------------------------|----|----|----|----|----|----|----|----|--|------|-----------------|
| 1 | 2A | | 3.30 | 0.29 | 1 | 1 | 0 | 0 | 0 | 0 | 1 | 1 | 1 | | 3.59 | |
| 2 | 3T+3T | | 8.20 | 0.40 | 1 | 1 | 1 | 1 | 0 | 0 | 0 | 0 | 1 | | 8.60 | |
| 3 | 3F+2T< | < | 6.30 | -1.10 | -1 | -1 | -2 | -2 | -1 | -2 | -1 | -2 | -2 | | 5.20 | |
| 4 | FSSp3 | | 2.60 | 0.00 | 0 | 0 | 0 | 0 | -1 | 0 | 0 | 0 | 0 | | 2.60 | |
| 5 | CCSp3 | | 2.80 | 0.43 | 1 | 1 | 1 | 1 | 1 | 0 | 0 | 1 | 1 | | 3.23 | |
| 6 | 3Lz | | 6.00 | -2.10 | -3 | -3 | -3 | -3 | -3 | -3 | -3 | -3 | -3 | | 3.90 | |
| 7 | 3F | | 5.83 x | -0.30 | 0 | 0 | -1 | -1 | 0 | 0 | -1 | -1 | 0 | | 5.53 | |
| 8 | 2A+2T<< | << | 4.07 x | -1.00 | -2 | -2 | -2 | -2 | -2 | -2 | -2 | -2 | -2 | | 3.07 | |
| 9 | CiSt3 | | 3.30 | 0.50 | 1 | 1 | 1 | 1 | 1 | 1 | 1 | 1 | 1 | | 3.80 | |
| 10 | 2S | | 1.54 x | 0.00 | 0 | 0 | 0 | 0 | 0 | 0 | 0 | 0 | 0 | | 1.54 | |
| 11 | CCoSp1 | | 2.00 | 0.14 | 1 | 1 | 0 | 0 | 0 | 0 | 0 | 0 | 1 | | 2.14 | |
| 12 | ChSt1 | | 2.00 | 1.86 | 2 | 1 | 2 | 2 | 2 | 2 | 1 | 2 | 2 | | 3.86 | |
| 13 | 2A* | * | 0.00 | 0.00 | - | - | - | - | - | - | - | - | - | | 0.00 | |
| | | | 47.94 | | | | | | | | | | | | | 47.06 |

| Program Components | Factor | | | | | | | | | | | |
|--|--------|------|------|------|------|------|------|------|------|------|------|--------------|
| Skating Skills | 2.00 | 5.25 | 6.00 | 5.00 | 5.50 | 5.25 | 5.75 | 5.00 | 5.50 | 5.50 | 5.50 | 5.39 |
| Transition / Linking Footwork | 2.00 | 5.00 | 5.75 | 5.25 | 5.00 | 5.25 | 4.75 | 5.25 | 5.25 | 5.25 | 5.00 | 5.14 |
| Performance / Execution | 2.00 | 5.25 | 6.00 | 5.50 | 5.00 | 6.00 | 5.75 | 4.50 | 5.50 | 5.25 | | 5.46 |
| Choreography / Composition | 2.00 | 5.75 | 6.00 | 5.50 | 5.75 | 6.25 | 6.00 | 5.00 | 5.50 | 5.75 | | 5.75 |
| Interpretation | 2.00 | 5.50 | 5.75 | 5.75 | 6.00 | 6.25 | 5.75 | 5.25 | 5.25 | 5.50 | | 5.64 |
| Judges Total Program Component Score (factored) | | | | | | | | | | | | 54.76 |

Deductions: Falls: -1.00 -1.00

< Under-rotated jump << Downgraded jump * Invalid element x Credit for highlight distribution, base value multiplied by 1.1

| Rank | Name | Nation | Starting Number | Total Segment Score | Total Element Score | Total Program Component Score (factored) | Total Deductions |
|------|------------------|--------|-----------------|---------------------|---------------------|--|------------------|
| 6 | Moris PFEIFHOFER | SUI | 18 | 100.73 | 47.75 | 52.98 | 0.00 |

| # | Executed Elements | Info | Base Value | GOE | The Judges Panel (in random order) | | | | | | | | | | Ref | Scores of Panel |
|----|-------------------|------|--------------|-------|------------------------------------|----|----|----|----|----|----|----|----|--|------|-----------------|
| 1 | 3Lz< | < | 4.20 | -0.80 | -3 | -1 | -1 | -2 | -1 | -1 | -1 | -1 | -1 | | 3.40 | |
| 2 | 3Lo< | < | 3.60 | -0.70 | -1 | -1 | -1 | -2 | 0 | -1 | -1 | -1 | -1 | | 2.90 | |
| 3 | 3S | | 4.20 | 0.10 | 0 | 0 | 0 | 0 | 0 | 1 | 0 | 0 | 1 | | 4.30 | |
| 4 | CCoSp4 | | 3.50 | 1.00 | 2 | 2 | 2 | 2 | 2 | 2 | 1 | 2 | 2 | | 4.50 | |
| 5 | CiSt3 | | 3.30 | 0.29 | 1 | 1 | 0 | 1 | 0 | 1 | 0 | 0 | 1 | | 3.59 | |
| 6 | 3T+2T | | 6.05 x | 0.00 | 1 | 0 | 0 | 0 | 0 | 0 | 0 | 0 | 0 | | 6.05 | |
| 7 | 1Lo+2T | | 2.09 x | 0.00 | 0 | 0 | 0 | 0 | 0 | 0 | 0 | 0 | 0 | | 2.09 | |
| 8 | 2A | | 3.63 x | 0.14 | 0 | 0 | 1 | 0 | 0 | 1 | 0 | 1 | 0 | | 3.77 | |
| 9 | FCSp4 | | 3.20 | 1.00 | 2 | 2 | 1 | 2 | 2 | 2 | 2 | 2 | 2 | | 4.20 | |
| 10 | 3S+2T< | < | 5.72 x | -0.90 | -2 | -1 | -1 | -2 | -1 | -1 | -2 | -1 | -1 | | 4.82 | |
| 11 | 2A< | < | 2.53 x | -0.50 | -1 | -1 | -1 | -1 | 0 | -1 | -1 | -1 | -1 | | 2.03 | |
| 12 | ChSt1 | | 2.00 | 0.86 | 1 | 1 | 1 | 1 | 1 | 1 | 1 | 0 | 0 | | 2.86 | |
| 13 | CSSp3 | | 2.60 | 0.64 | 1 | 1 | 2 | 1 | 1 | 1 | 2 | 2 | 1 | | 3.24 | |
| | | | 46.62 | | | | | | | | | | | | | 47.75 |

| Program Components | Factor | | | | | | | | | | | |
|--|--------|------|------|------|------|------|------|------|------|------|--|--------------|
| Skating Skills | 2.00 | 5.00 | 6.00 | 5.25 | 5.75 | 4.50 | 5.00 | 5.25 | 5.00 | 5.25 | | 5.21 |
| Transition / Linking Footwork | 2.00 | 5.00 | 5.50 | 4.75 | 5.25 | 5.00 | 4.75 | 4.50 | 4.50 | 5.00 | | 4.89 |
| Performance / Execution | 2.00 | 5.50 | 6.50 | 5.25 | 6.25 | 5.25 | 4.50 | 5.25 | 4.75 | 5.75 | | 5.43 |
| Choreography / Composition | 2.00 | 6.00 | 6.25 | 5.50 | 5.75 | 5.25 | 5.25 | 5.00 | 5.00 | 5.50 | | 5.46 |
| Interpretation | 2.00 | 6.00 | 6.50 | 5.00 | 5.50 | 5.50 | 5.50 | 5.50 | 5.00 | 5.50 | | 5.50 |
| Judges Total Program Component Score (factored) | | | | | | | | | | | | 52.98 |

Deductions: 0.00

< Under-rotated jump x Credit for highlight distribution, base value multiplied by 1.1

ISU European Figure Skating Championships 2011

PRELIMINARY ROUND MEN FREE SKATING JUDGES DETAILS PER SKATER

| Rank | Name | Nation | Starting Number | Total Segment Score | Total Element Score | Total Program Component Score (factored) | Total Deductions |
|------|--------------|--------|-----------------|---------------------|---------------------|--|------------------|
| 7 | Justus STRID | DEN | 5 | 100.42 | 54.70 | 45.72 | 0.00 |

| # | Executed Elements | Info | Base Value | GOE | The Judges Panel (in random order) | | | | | | | | Ref | Scores of Panel | |
|----|-------------------|------|--------------|-------|------------------------------------|----|----|----|----|----|----|----|-----|-----------------|------|
| 1 | 2A | | 3.30 | 0.14 | 0 | 0 | 1 | 0 | 0 | 0 | 0 | 1 | 1 | | 3.44 |
| 2 | 3F+2T | | 6.70 | 0.00 | 0 | 0 | 0 | 0 | 1 | 0 | 0 | 0 | 0 | | 6.70 |
| 3 | 3Lz | | 6.00 | -0.10 | 0 | -1 | 0 | 0 | 0 | 0 | 0 | 0 | -1 | | 5.90 |
| 4 | 3T | | 4.10 | 0.00 | 1 | 0 | 0 | 0 | 0 | 0 | 0 | 0 | 0 | | 4.10 |
| 5 | CCoSp1 | | 2.00 | 0.29 | 1 | 0 | 1 | 0 | 1 | 1 | 0 | 0 | 1 | | 2.29 |
| 6 | CiSt3 | | 3.30 | 0.36 | 0 | 1 | 0 | 0 | 1 | 1 | 1 | 1 | 1 | | 3.66 |
| 7 | 3F+2T | | 7.37 x | -0.90 | -1 | -2 | -2 | -1 | -1 | -2 | -1 | -1 | -1 | | 6.47 |
| 8 | 3S | | 4.62 x | -1.40 | -2 | -3 | -2 | -2 | -2 | -2 | -2 | -2 | -2 | | 3.22 |
| 9 | 3T+2T+2T | | 7.59 x | -0.20 | 0 | -1 | -1 | 0 | 0 | -1 | 0 | 0 | 0 | | 7.39 |
| 10 | 2A | | 3.63 x | 0.00 | 0 | 0 | 0 | 0 | 0 | 0 | 0 | 1 | 0 | | 3.63 |
| 11 | FSSp2 | | 2.30 | -0.13 | -1 | -1 | 0 | -1 | 0 | -1 | 0 | 1 | 0 | | 2.17 |
| 12 | CSSp2 | | 2.30 | 0.00 | 0 | 0 | 0 | 0 | 0 | 0 | 0 | 0 | 1 | | 2.30 |
| 13 | ChSt1 | | 2.00 | 1.43 | 1 | 2 | 1 | 1 | 2 | 0 | 2 | 2 | 1 | | 3.43 |
| | | | 55.21 | | | | | | | | | | | 54.70 | |

Program Components

Factor

| | | | | | | | | | | | | | |
|--|------|------|------|------|------|------|------|------|------|------|------|--|--------------|
| Skating Skills | 2.00 | 4.25 | 4.75 | 4.50 | 4.25 | 5.00 | 4.50 | 5.00 | 4.50 | 4.50 | 4.25 | | 4.54 |
| Transition / Linking Footwork | 2.00 | 4.00 | 4.50 | 4.25 | 3.50 | 4.75 | 4.25 | 4.75 | 4.50 | 4.00 | 4.00 | | 4.25 |
| Performance / Execution | 2.00 | 4.00 | 5.00 | 4.25 | 4.00 | 5.25 | 4.50 | 5.50 | 4.50 | 4.25 | 4.25 | | 4.54 |
| Choreography / Composition | 2.00 | 4.50 | 5.00 | 4.50 | 4.25 | 5.50 | 4.25 | 5.75 | 4.75 | 4.50 | 4.50 | | 4.71 |
| Interpretation | 2.00 | 4.25 | 4.75 | 4.50 | 4.50 | 5.50 | 4.75 | 5.75 | 5.00 | 4.75 | 4.75 | | 4.82 |
| Judges Total Program Component Score (factored) | | | | | | | | | | | | | 45.72 |

Deductions:

0.00

x Credit for highlight distribution, base value multiplied by 1.1

| Rank | Name | Nation | Starting Number | Total Segment Score | Total Element Score | Total Program Component Score (factored) | Total Deductions |
|------|--------------|--------|-----------------|---------------------|---------------------|--|------------------|
| 8 | Maxim SHIPOV | ISR | 2 | 98.84 | 56.00 | 42.84 | 0.00 |

| # | Executed Elements | Info | Base Value | GOE | The Judges Panel (in random order) | | | | | | | | Ref | Scores of Panel | |
|----|-------------------|------|--------------|-------|------------------------------------|----|----|----|----|----|----|----|-----|-----------------|-------|
| 1 | 3A+2T | | 9.90 | 0.57 | 0 | 1 | 1 | 0 | 0 | 0 | 1 | 1 | 1 | | 10.47 |
| 2 | 3A | | 8.50 | 0.43 | 1 | 1 | 0 | 0 | 0 | 0 | 1 | 1 | 0 | | 8.93 |
| 3 | 2Lz | | 2.10 | -0.09 | 0 | 0 | -1 | 0 | 0 | -1 | -1 | 0 | 0 | | 2.01 |
| 4 | 3S | | 4.20 | -1.50 | -2 | -3 | -2 | -2 | -2 | -2 | -3 | -2 | -2 | | 2.70 |
| 5 | CSSp1 | | 1.90 | -0.09 | -1 | 0 | -1 | -1 | 0 | 0 | 1 | 0 | 0 | | 1.81 |
| 6 | SiSt3 | | 3.30 | 0.14 | 0 | 0 | 0 | 0 | 0 | 1 | 1 | 1 | 0 | | 3.44 |
| 7 | 3F+2T | | 7.37 x | 0.00 | 0 | 0 | 0 | 0 | 0 | 0 | 1 | 0 | 0 | | 7.37 |
| 8 | 3F | | 5.83 x | -0.90 | -1 | -2 | -2 | -1 | -1 | -1 | -2 | -1 | -1 | | 4.93 |
| 9 | FCCoSp2 | | 2.50 | 0.21 | 0 | 0 | 1 | -1 | 0 | 0 | 1 | 1 | 1 | | 2.71 |
| 10 | ChSt1 | | 2.00 | 0.43 | 0 | 0 | 1 | 0 | 0 | 1 | 1 | 1 | 0 | | 2.43 |
| 11 | 3T | | 4.51 x | -1.40 | -2 | -2 | -2 | -2 | -2 | -2 | -2 | -2 | -2 | | 3.11 |
| 12 | 2A | | 3.63 x | 0.00 | 0 | 0 | 0 | 0 | 0 | 0 | -1 | 0 | 0 | | 3.63 |
| 13 | CCoSp2 | | 2.50 | -0.04 | -1 | 0 | 1 | -1 | 0 | 0 | 0 | 0 | 0 | | 2.46 |
| | | | 58.24 | | | | | | | | | | | 56.00 | |

Program Components

Factor

| | | | | | | | | | | | | |
|--|------|------|------|------|------|------|------|------|------|------|--|--------------|
| Skating Skills | 2.00 | 4.25 | 4.75 | 4.50 | 4.50 | 4.50 | 4.50 | 4.75 | 5.50 | 4.50 | | 4.57 |
| Transition / Linking Footwork | 2.00 | 4.00 | 4.00 | 4.25 | 3.75 | 3.50 | 4.00 | 4.25 | 4.75 | 3.00 | | 3.96 |
| Performance / Execution | 2.00 | 4.50 | 4.50 | 4.00 | 4.50 | 4.25 | 4.25 | 4.50 | 5.00 | 4.25 | | 4.39 |
| Choreography / Composition | 2.00 | 4.25 | 4.25 | 3.75 | 4.50 | 4.00 | 4.50 | 5.00 | 5.50 | 3.75 | | 4.32 |
| Interpretation | 2.00 | 4.50 | 4.00 | 3.50 | 4.25 | 4.00 | 4.25 | 4.75 | 5.00 | 3.50 | | 4.18 |
| Judges Total Program Component Score (factored) | | | | | | | | | | | | 42.84 |

Deductions:

0.00

x Credit for highlight distribution, base value multiplied by 1.1

ISU European Figure Skating Championships 2011

PRELIMINARY ROUND MEN FREE SKATING JUDGES DETAILS PER SKATER

| Rank | Name | Nation | Starting Number | Total Segment Score | Total Element Score | Total Program Component Score (factored) | Total Deductions |
|------|------------------|--------|-----------------|---------------------|---------------------|--|------------------|
| 9 | Maciej CIEPLUCHA | POL | 13 | 97.14 | 49.06 | 48.08 | 0.00 |

| # | Executed Elements | Info | Base Value | GOE | The Judges Panel (in random order) | | | | | | | | | | Ref | Scores of Panel |
|----|-------------------|------|--------------|-------|------------------------------------|----|----|----|----|----|----|----|----|--|------|-----------------|
| 1 | 2A | | 3.30 | 0.29 | 0 | 1 | 0 | 1 | 1 | 0 | 1 | 1 | 0 | | 3.59 | |
| 2 | 3Lz+3T< | < | 8.90 | -0.60 | -1 | -1 | 0 | -1 | -1 | -1 | -1 | -1 | 0 | | 8.30 | |
| 3 | 3F | e | 5.30 | -0.90 | -3 | -1 | -1 | -2 | -2 | -1 | -1 | -1 | -1 | | 4.40 | |
| 4 | CiSt3 | | 3.30 | 0.21 | 0 | 1 | 0 | 1 | 0 | 0 | 1 | 0 | 1 | | 3.51 | |
| 5 | CCoSp3 | | 3.00 | -0.34 | -1 | -2 | -1 | -1 | -2 | -1 | -1 | -1 | -1 | | 2.66 | |
| 6 | 3Lz< | < | 4.62 x | -0.70 | -2 | -1 | -1 | -1 | -1 | -1 | -1 | -1 | -1 | | 3.92 | |
| 7 | 3Lo<+SEQ | < | 3.17 x | -1.70 | -3 | -3 | -2 | -2 | -3 | -2 | -2 | -3 | -2 | | 1.47 | |
| 8 | 3S+2T+2T | | 7.70 x | 0.10 | 0 | 1 | 0 | 1 | 0 | 0 | 0 | 0 | 0 | | 7.80 | |
| 9 | 3T | | 4.51 x | -0.10 | -1 | 0 | -1 | 0 | 0 | 0 | 1 | 0 | 0 | | 4.41 | |
| 10 | CSSp2 | | 2.30 | 0.07 | 0 | 1 | 0 | 0 | 0 | 0 | 1 | 0 | 0 | | 2.37 | |
| 11 | ChSt1 | | 2.00 | 0.71 | 0 | 1 | 0 | 1 | 1 | 1 | 1 | 0 | 1 | | 2.71 | |
| 12 | 1A | | 1.21 x | -0.03 | 0 | 0 | -1 | 0 | 0 | 0 | 0 | 0 | -1 | | 1.18 | |
| 13 | FSSp3 | | 2.60 | 0.14 | -1 | 0 | 0 | 1 | 0 | 0 | 0 | 1 | 1 | | 2.74 | |
| | | | 51.91 | | | | | | | | | | | | | 49.06 |

Program Components

| Program Components | Factor | | | | | | | | | | | |
|--|--------|------|------|------|------|------|------|------|------|------|--|--------------|
| Skating Skills | 2.00 | 5.00 | 4.75 | 4.75 | 5.25 | 5.00 | 5.50 | 4.75 | 5.25 | 5.00 | | 5.00 |
| Transition / Linking Footwork | 2.00 | 4.50 | 4.50 | 4.50 | 4.75 | 4.75 | 4.25 | 4.25 | 4.75 | 4.50 | | 4.54 |
| Performance / Execution | 2.00 | 5.00 | 4.75 | 5.00 | 5.00 | 5.00 | 5.25 | 4.25 | 4.75 | 4.75 | | 4.89 |
| Choreography / Composition | 2.00 | 5.00 | 4.50 | 4.50 | 5.25 | 4.75 | 5.50 | 4.50 | 5.00 | 5.00 | | 4.86 |
| Interpretation | 2.00 | 4.75 | 4.25 | 4.75 | 5.00 | 4.75 | 5.00 | 4.50 | 4.75 | 4.75 | | 4.75 |
| Judges Total Program Component Score (factored) | | | | | | | | | | | | 48.08 |

Deductions:

| | | | | | | | | | | | | | | | |
|--------------------|--|--|--|--|--|--|--|--|--|--|--|--|--|--|-------------|
| Deductions: | | | | | | | | | | | | | | | 0.00 |
|--------------------|--|--|--|--|--|--|--|--|--|--|--|--|--|--|-------------|

< Under-rotated jump x Credit for highlight distribution, base value multiplied by 1.1 e Jump take off with wrong edge

| Rank | Name | Nation | Starting Number | Total Segment Score | Total Element Score | Total Program Component Score (factored) | Total Deductions |
|------|-----------------|--------|-----------------|---------------------|---------------------|--|------------------|
| 10 | Stephane WALKER | SUI | 16 | 95.51 | 47.45 | 49.06 | -1.00 |

| # | Executed Elements | Info | Base Value | GOE | The Judges Panel (in random order) | | | | | | | | | | Ref | Scores of Panel |
|----|-------------------|------|--------------|-------|------------------------------------|----|----|----|----|----|----|----|----|--|------|-----------------|
| 1 | 3Lz | | 6.00 | -2.10 | -3 | -3 | -3 | -3 | -3 | -3 | -3 | -3 | -3 | | 3.90 | |
| 2 | 3F | | 5.30 | 0.30 | 0 | 0 | 1 | 1 | 1 | 0 | 0 | 0 | 1 | | 5.60 | |
| 3 | 2A | | 3.30 | 0.21 | 0 | 0 | 1 | 0 | 1 | 1 | 0 | 0 | 1 | | 3.51 | |
| 4 | FCoSp2 | | 2.00 | 0.50 | 1 | 1 | 1 | 1 | 1 | 1 | 1 | 1 | 2 | | 2.50 | |
| 5 | 3Lo+2T | | 6.50 | 0.00 | 0 | 0 | -1 | 0 | 0 | 0 | 0 | 0 | 0 | | 6.50 | |
| 6 | FCSSp4 | | 3.00 | 0.00 | 0 | -1 | 1 | 0 | 0 | 0 | 0 | 0 | 0 | | 3.00 | |
| 7 | 3Lz<+2T | < | 6.16 x | -1.50 | -2 | -3 | -2 | -2 | -2 | -2 | -2 | -3 | -1 | | 4.66 | |
| 8 | 3Lo< | < | 3.96 x | -1.10 | -1 | -2 | -2 | -1 | -1 | -2 | -2 | -2 | -1 | | 2.86 | |
| 9 | CiSt1 | | 1.80 | 0.07 | 0 | 0 | 0 | 0 | 1 | 0 | 1 | 0 | 0 | | 1.87 | |
| 10 | ChSt1 | | 2.00 | 0.14 | 0 | 0 | 0 | 1 | 0 | 0 | 0 | 1 | 0 | | 2.14 | |
| 11 | 3S | | 4.62 x | 0.10 | 0 | 0 | 0 | 0 | 1 | 0 | 0 | 0 | 1 | | 4.72 | |
| 12 | 3T< | < | 3.19 x | -1.00 | -2 | -2 | -2 | -1 | -1 | -1 | -1 | -2 | -1 | | 2.19 | |
| 13 | CCoSp4 | | 3.50 | 0.50 | 1 | 1 | 1 | 1 | 1 | 1 | 0 | 1 | 1 | | 4.00 | |
| | | | 51.33 | | | | | | | | | | | | | 47.45 |

Program Components

| Program Components | Factor | | | | | | | | | | | |
|--|--------|------|------|------|------|------|------|------|------|------|--|--------------|
| Skating Skills | 2.00 | 5.00 | 5.25 | 4.75 | 5.00 | 5.00 | 4.75 | 5.25 | 5.25 | 5.25 | | 5.07 |
| Transition / Linking Footwork | 2.00 | 4.75 | 4.75 | 4.25 | 4.75 | 4.50 | 4.25 | 4.25 | 4.75 | 4.75 | | 4.57 |
| Performance / Execution | 2.00 | 5.00 | 5.25 | 4.75 | 4.75 | 4.75 | 4.75 | 5.00 | 5.25 | 4.75 | | 4.89 |
| Choreography / Composition | 2.00 | 4.75 | 5.50 | 4.75 | 5.00 | 5.50 | 4.50 | 5.25 | 5.25 | 5.00 | | 5.07 |
| Interpretation | 2.00 | 5.25 | 5.00 | 4.50 | 4.50 | 5.25 | 4.50 | 5.00 | 5.50 | 5.00 | | 4.93 |
| Judges Total Program Component Score (factored) | | | | | | | | | | | | 49.06 |

Deductions:

| | | | | | | | | | | | | | | | |
|--------------------|--------------|--|--|--|--|--|--|--|--|--|--|--|--|--|--------------|
| Deductions: | Falls: -1.00 | | | | | | | | | | | | | | -1.00 |
|--------------------|--------------|--|--|--|--|--|--|--|--|--|--|--|--|--|--------------|

< Under-rotated jump x Credit for highlight distribution, base value multiplied by 1.1

ISU European Figure Skating Championships 2011

PRELIMINARY ROUND MEN FREE SKATING JUDGES DETAILS PER SKATER

| Rank | Name | Nation | Starting Number | Total Segment Score | Total Element Score | Total Program Component Score (factored) | Total Deductions |
|------|---------------|--------|-----------------|---------------------|---------------------|--|------------------|
| 11 | Ali DEMIRBOGA | TUR | 7 | 92.58 | 52.14 | 40.44 | 0.00 |

| # | Executed Elements | Info | Base Value | GOE | The Judges Panel (in random order) | | | | | | | | | | Ref | Scores of Panel |
|----|-------------------|------|--------------|-------|------------------------------------|----|----|----|----|----|----|----|----|--|------|-----------------|
| 1 | 3Lz | | 6.00 | 0.20 | 1 | 0 | 0 | 1 | 0 | 0 | 0 | 0 | 1 | | 6.20 | |
| 2 | 3T | | 4.10 | -0.20 | 0 | 0 | 0 | 0 | 0 | -1 | 0 | -1 | -1 | | 3.90 | |
| 3 | 3T+2T | | 5.50 | 0.10 | 0 | 0 | 1 | 0 | 0 | 0 | 0 | 0 | 1 | | 5.60 | |
| 4 | 3S | | 4.20 | -0.20 | 0 | -1 | 0 | 0 | 0 | -1 | 0 | -1 | 0 | | 4.00 | |
| 5 | CCoSp3 | | 3.00 | 0.07 | 0 | 0 | 0 | 0 | 0 | 0 | 1 | 0 | 1 | | 3.07 | |
| 6 | CiSt3 | | 3.30 | 0.14 | 1 | 0 | 0 | 1 | 0 | 0 | 0 | 0 | 2 | | 3.44 | |
| 7 | 3Lz<+2T+2T | < | 7.70 x | -1.00 | -2 | -1 | -1 | -1 | -1 | -2 | -2 | -2 | -1 | | 6.70 | |
| 8 | 3F | e | 5.83 x | -2.00 | -3 | -3 | -2 | -3 | -2 | -3 | -3 | -3 | -3 | | 3.83 | |
| 9 | CSSp2 | | 2.30 | 0.07 | 0 | 1 | 0 | 0 | 0 | 0 | 1 | -1 | 0 | | 2.37 | |
| 10 | 2A | | 3.63 x | -0.50 | -1 | -1 | -1 | -1 | -1 | -1 | -1 | -1 | -1 | | 3.13 | |
| 11 | FSSp2 | | 2.30 | 0.00 | 0 | 0 | 0 | 0 | 0 | 0 | 1 | 0 | 0 | | 2.30 | |
| 12 | ChSt1 | | 2.00 | 0.43 | 1 | 0 | 1 | 0 | 0 | 1 | 1 | 0 | 0 | | 2.43 | |
| 13 | 2A+2T | | 5.17 x | 0.00 | 0 | 0 | 0 | 0 | 0 | 0 | 0 | -1 | 0 | | 5.17 | |
| | | | 55.03 | | | | | | | | | | | | | 52.14 |

Program Components

Factor

| | | | | | | | | | | | |
|--|------|------|------|------|------|------|------|------|------|------|--------------|
| Skating Skills | 2.00 | 4.50 | 4.25 | 4.00 | 4.50 | 3.75 | 3.75 | 4.50 | 3.50 | 3.75 | 4.07 |
| Transition / Linking Footwork | 2.00 | 4.00 | 4.25 | 3.50 | 4.25 | 3.00 | 3.75 | 4.00 | 3.50 | 3.50 | 3.79 |
| Performance / Execution | 2.00 | 4.50 | 4.50 | 4.25 | 4.25 | 3.75 | 3.50 | 4.50 | 4.00 | 3.75 | 4.14 |
| Choreography / Composition | 2.00 | 4.75 | 4.25 | 4.00 | 4.50 | 3.50 | 3.75 | 4.00 | 3.75 | 4.00 | 4.04 |
| Interpretation | 2.00 | 4.75 | 4.50 | 4.00 | 4.50 | 3.75 | 3.50 | 4.25 | 4.00 | 4.25 | 4.18 |
| Judges Total Program Component Score (factored) | | | | | | | | | | | 40.44 |

Deductions:

0.00

< Under-rotated jump x Credit for highlight distribution, base value multiplied by 1.1 e Jump take off with wrong edge

| Rank | Name | Nation | Starting Number | Total Segment Score | Total Element Score | Total Program Component Score (factored) | Total Deductions |
|------|------------------|--------|-----------------|---------------------|---------------------|--|------------------|
| 12 | David RICHARDSON | GBR | 11 | 91.59 | 47.15 | 44.44 | 0.00 |

| # | Executed Elements | Info | Base Value | GOE | The Judges Panel (in random order) | | | | | | | | | | Ref | Scores of Panel |
|----|-------------------|------|--------------|-------|------------------------------------|----|----|----|----|----|----|----|----|--|------|-----------------|
| 1 | 2Lz | | 2.10 | -0.60 | -1 | -2 | -2 | -2 | -2 | -2 | -2 | -2 | -2 | | 1.50 | |
| 2 | 3Lo | | 5.10 | 0.10 | 0 | 1 | 0 | 0 | 0 | 1 | 0 | 0 | 0 | | 5.20 | |
| 3 | 3T+3T | | 8.20 | -0.90 | -1 | -1 | -3 | -2 | -1 | -1 | -2 | -1 | -1 | | 7.30 | |
| 4 | 2A | | 3.30 | 0.07 | 0 | 1 | 0 | 0 | 0 | 0 | 1 | 0 | 0 | | 3.37 | |
| 5 | CiSt2 | | 2.30 | 0.14 | 1 | 1 | 0 | 0 | 0 | 1 | 0 | 0 | 0 | | 2.44 | |
| 6 | FSSp3 | | 2.60 | 0.14 | 1 | 1 | 0 | 0 | 0 | 1 | 0 | 0 | 0 | | 2.74 | |
| 7 | 2A+2T | | 5.17 x | 0.14 | 1 | 1 | 0 | 0 | 0 | 1 | 0 | 0 | 0 | | 5.31 | |
| 8 | 2F | | 1.98 x | 0.13 | 1 | 1 | 0 | 0 | 0 | 1 | 0 | 1 | 0 | | 2.11 | |
| 9 | 3S | | 4.62 x | 0.00 | 0 | 0 | -1 | 0 | 1 | 0 | 0 | 0 | 0 | | 4.62 | |
| 10 | ChSt1 | | 2.00 | 1.00 | 1 | 1 | 1 | 0 | 1 | 1 | 1 | 1 | 1 | | 3.00 | |
| 11 | 3Lo+1T | | 6.05 x | -0.60 | -1 | -1 | -1 | 0 | -1 | -1 | -1 | 0 | -1 | | 5.45 | |
| 12 | CSSp1 | | 1.90 | 0.21 | 1 | 1 | 0 | 1 | 0 | 1 | 0 | 0 | 0 | | 2.11 | |
| 13 | CCoSp1 | | 2.00 | 0.00 | 0 | 0 | 0 | 0 | 0 | 0 | 0 | -1 | 0 | | 2.00 | |
| | | | 47.32 | | | | | | | | | | | | | 47.15 |

Program Components

Factor

| | | | | | | | | | | | |
|--|------|------|------|------|------|------|------|------|------|------|--------------|
| Skating Skills | 2.00 | 4.75 | 4.50 | 5.00 | 4.75 | 4.00 | 4.50 | 4.75 | 4.75 | 4.25 | 4.61 |
| Transition / Linking Footwork | 2.00 | 4.25 | 4.00 | 5.25 | 3.75 | 4.25 | 3.75 | 4.50 | 4.25 | 3.50 | 4.11 |
| Performance / Execution | 2.00 | 4.25 | 4.75 | 5.25 | 4.50 | 4.50 | 4.25 | 4.50 | 4.50 | 3.75 | 4.46 |
| Choreography / Composition | 2.00 | 4.50 | 4.75 | 5.25 | 4.50 | 4.25 | 4.00 | 4.75 | 4.75 | 3.50 | 4.50 |
| Interpretation | 2.00 | 4.50 | 4.50 | 5.00 | 4.50 | 4.75 | 4.25 | 4.50 | 4.75 | 3.75 | 4.54 |
| Judges Total Program Component Score (factored) | | | | | | | | | | | 44.44 |

Deductions:

0.00

x Credit for highlight distribution, base value multiplied by 1.1

ISU European Figure Skating Championships 2011

PRELIMINARY ROUND MEN FREE SKATING JUDGES DETAILS PER SKATER

| Rank | Name | Nation | Starting Number | Total Segment Score | Total Element Score | Total Program Component Score (factored) | Total Deductions |
|------|------------------|--------|-----------------|---------------------|---------------------|--|------------------|
| 13 | Tigran VARDANJAN | HUN | 4 | 89.59 | 46.87 | 43.72 | -1.00 |

| # | Executed Elements | Info | Base Value | GOE | The Judges Panel (in random order) | | | | | | | | Ref | Scores of Panel | |
|----|-------------------|------|--------------|-------|------------------------------------|----|----|----|----|----|----|----|-----|-----------------|------|
| 1 | 3F+3T | | 9.40 | -1.20 | -1 | -1 | -1 | -2 | -2 | -2 | -2 | -2 | -2 | | 8.20 |
| 2 | 3Lo | | 5.10 | 0.10 | 1 | 1 | 0 | 0 | 0 | 0 | 0 | 0 | 0 | | 5.20 |
| 3 | 3Lz | | 6.00 | -2.10 | -3 | -3 | -3 | -3 | -3 | -3 | -3 | -3 | -3 | | 3.90 |
| 4 | 2A | | 3.30 | 0.14 | 1 | 1 | 0 | 0 | 0 | 0 | 0 | 0 | 1 | | 3.44 |
| 5 | FCSp1 | | 1.90 | -0.04 | 0 | 0 | -1 | 0 | 0 | -1 | 0 | 0 | 0 | | 1.86 |
| 6 | 3Lz+SEQ | | 4.80 | -0.60 | -1 | 0 | -1 | -1 | -1 | -1 | 0 | -1 | -1 | | 4.20 |
| 7 | SiSt2 | | 2.30 | 0.14 | 1 | 0 | 0 | 0 | 1 | 0 | 1 | 0 | 0 | | 2.44 |
| 8 | 3T+2T | | 6.05 x | 0.10 | 0 | 1 | 0 | 0 | 1 | 0 | 0 | 0 | 0 | | 6.15 |
| 9 | 2S | | 1.54 x | 0.03 | 0 | 0 | 0 | 0 | 1 | 0 | 1 | 0 | 0 | | 1.57 |
| 10 | CSSp2 | | 2.30 | 0.00 | 0 | 0 | -1 | 0 | 1 | 0 | 0 | 0 | 0 | | 2.30 |
| 11 | 2S | | 1.54 x | 0.00 | 0 | 0 | 0 | 0 | 0 | 0 | 0 | 0 | 0 | | 1.54 |
| 12 | ChSt1 | | 2.00 | 0.43 | 1 | 1 | 1 | 0 | 1 | 0 | 0 | 0 | 0 | | 2.43 |
| 13 | CCoSp4 | | 3.50 | 0.14 | 1 | 0 | 0 | 0 | 1 | 1 | 0 | 0 | 0 | | 3.64 |
| | | | 49.73 | | | | | | | | | | | 46.87 | |

Program Components

Factor

| | | | | | | | | | | | |
|--|------|------|------|------|------|------|------|------|------|------|--------------|
| Skating Skills | 2.00 | 5.25 | 4.25 | 5.25 | 4.25 | 4.50 | 4.00 | 4.50 | 4.25 | 4.75 | 4.54 |
| Transition / Linking Footwork | 2.00 | 4.75 | 3.75 | 4.75 | 4.50 | 4.25 | 3.75 | 4.00 | 3.00 | 4.00 | 4.14 |
| Performance / Execution | 2.00 | 5.00 | 4.00 | 5.00 | 4.25 | 4.00 | 3.75 | 4.25 | 3.75 | 4.00 | 4.18 |
| Choreography / Composition | 2.00 | 5.25 | 4.50 | 5.25 | 4.50 | 4.50 | 4.00 | 4.75 | 3.50 | 4.25 | 4.54 |
| Interpretation | 2.00 | 5.25 | 4.50 | 5.00 | 4.25 | 4.25 | 4.25 | 4.75 | 3.50 | 4.25 | 4.46 |
| Judges Total Program Component Score (factored) | | | | | | | | | | | 43.72 |

Deductions:

Falls: -1.00

-1.00

x Credit for highlight distribution, base value multiplied by 1.1

| Rank | Name | Nation | Starting Number | Total Segment Score | Total Element Score | Total Program Component Score (factored) | Total Deductions |
|------|----------------|--------|-----------------|---------------------|---------------------|--|------------------|
| 14 | Damjan OSTOJIC | BIH | 9 | 85.58 | 45.50 | 41.08 | -1.00 |

| # | Executed Elements | Info | Base Value | GOE | The Judges Panel (in random order) | | | | | | | | Ref | Scores of Panel | |
|----|-------------------|------|--------------|-------|------------------------------------|----|----|----|----|----|----|----|-----|-----------------|------|
| 1 | 3Lz | | 6.00 | -2.10 | -3 | -3 | -3 | -3 | -3 | -3 | -3 | -3 | -3 | | 3.90 |
| 2 | 3F | | 5.30 | -0.70 | -1 | -1 | -1 | -1 | -1 | 0 | -1 | -1 | -1 | | 4.60 |
| 3 | 3Lo | | 5.10 | -0.70 | -1 | -1 | -1 | -1 | -1 | -1 | -1 | -1 | -1 | | 4.40 |
| 4 | 3T+2T | | 5.50 | -1.70 | -2 | -2 | -1 | -2 | -3 | -3 | -2 | -3 | -3 | | 3.80 |
| 5 | CCSp3 | | 2.80 | 0.07 | 0 | 0 | 0 | 0 | 1 | 0 | 1 | 0 | 0 | | 2.87 |
| 6 | 2Lz | | 2.10 | 0.00 | 0 | 0 | 0 | 0 | 0 | 0 | 1 | 0 | 0 | | 2.10 |
| 7 | 3S+2A+SEQ | | 6.60 x | -0.90 | -2 | -1 | 0 | -1 | -1 | -2 | -1 | -1 | -2 | | 5.70 |
| 8 | CiSt3 | | 3.30 | 0.14 | 1 | 0 | 1 | 0 | 0 | 0 | 1 | 0 | 0 | | 3.44 |
| 9 | 2A | | 3.63 x | 0.21 | 0 | 1 | 0 | 1 | 1 | 0 | 1 | 0 | -1 | | 3.84 |
| 10 | 3T | | 4.51 x | -0.70 | -1 | -1 | -1 | -1 | -1 | -1 | -1 | -1 | -2 | | 3.81 |
| 11 | FSSp2 | | 2.30 | 0.03 | 0 | 0 | 0 | 1 | 0 | 0 | 1 | -1 | -2 | | 2.33 |
| 12 | ChSt1 | | 2.00 | 0.57 | 0 | 1 | 0 | 1 | 0 | 1 | 1 | 0 | 1 | | 2.57 |
| 13 | CCoSp1 | | 2.00 | 0.14 | 1 | 0 | 1 | 1 | 0 | 0 | 0 | 0 | 0 | | 2.14 |
| | | | 51.14 | | | | | | | | | | | 45.50 | |

Program Components

Factor

| | | | | | | | | | | | |
|--|------|------|------|------|------|------|------|------|------|------|--------------|
| Skating Skills | 2.00 | 4.25 | 4.50 | 4.00 | 4.50 | 4.50 | 4.25 | 3.75 | 4.50 | 4.00 | 4.29 |
| Transition / Linking Footwork | 2.00 | 3.75 | 4.00 | 3.75 | 3.75 | 4.00 | 3.50 | 3.75 | 4.00 | 3.50 | 3.79 |
| Performance / Execution | 2.00 | 4.00 | 4.00 | 3.75 | 4.00 | 4.25 | 4.25 | 3.50 | 4.25 | 3.75 | 4.00 |
| Choreography / Composition | 2.00 | 4.25 | 4.25 | 4.00 | 4.25 | 4.25 | 4.50 | 4.50 | 4.25 | 4.00 | 4.25 |
| Interpretation | 2.00 | 4.50 | 4.75 | 3.75 | 4.25 | 4.00 | 4.50 | 4.00 | 4.50 | 3.75 | 4.21 |
| Judges Total Program Component Score (factored) | | | | | | | | | | | 41.08 |

Deductions:

Falls: -1.00

-1.00

x Credit for highlight distribution, base value multiplied by 1.1

ISU European Figure Skating Championships 2011

PRELIMINARY ROUND MEN FREE SKATING JUDGES DETAILS PER SKATER

| Rank | Name | Nation | Starting Number | Total Segment Score | Total Element Score | Total Program Component Score (factored) | Total Deductions |
|------|--------------|--------|-----------------|---------------------|---------------------|--|------------------|
| 15 | Jakub STROBL | SVK | 17 | 83.21 | 40.87 | 42.34 | 0.00 |

| # | Executed Elements | Info | Base Value | GOE | The Judges Panel (in random order) | | | | | | | | Ref | Scores of Panel | |
|----|-------------------|------|--------------|-------|------------------------------------|----|----|----|----|----|----|----|-----|-----------------|------|
| 1 | 3F+2T | | 6.70 | -1.10 | -2 | -2 | 0 | -2 | 0 | -2 | -1 | -2 | -2 | | 5.60 |
| 2 | 3Lz | | 6.00 | -2.10 | -2 | -3 | -3 | -3 | -3 | -3 | -3 | -3 | -3 | | 3.90 |
| 3 | 3Lo | | 5.10 | -0.10 | 0 | 0 | 0 | -1 | -1 | 0 | 0 | 0 | 0 | | 5.00 |
| 4 | 3T | | 4.10 | 0.00 | 0 | 0 | 0 | 0 | 1 | 0 | 0 | 0 | 0 | | 4.10 |
| 5 | CSSp4 | | 3.00 | 0.14 | 1 | 0 | 0 | 1 | 0 | 0 | 0 | 1 | 0 | | 3.14 |
| 6 | 2S | | 1.40 | 0.00 | 0 | 0 | 0 | 0 | -1 | 0 | 0 | 0 | 0 | | 1.40 |
| 7 | 1A+2T | | 2.50 | 0.03 | 0 | 0 | 0 | 1 | 0 | 0 | 0 | 1 | 0 | | 2.53 |
| 8 | 3T+1T | | 4.95 x | -1.30 | -1 | -2 | -2 | -1 | -2 | -2 | -2 | -2 | -2 | | 3.65 |
| 9 | CCoSp3 | | 3.00 | 0.00 | 0 | 0 | 0 | 0 | 0 | 0 | 0 | 1 | 0 | | 3.00 |
| 10 | SIS2 | | 2.30 | -0.04 | 0 | 0 | 0 | 0 | 0 | 0 | -1 | 0 | -1 | | 2.26 |
| 11 | 1A | | 1.21 x | 0.03 | 1 | 0 | 0 | 0 | 0 | 0 | 0 | 1 | 0 | | 1.24 |
| 12 | ChSt1 | | 2.00 | 0.14 | 0 | 0 | 0 | 1 | 0 | 1 | 0 | 0 | -1 | | 2.14 |
| 13 | FCCoSp3 | | 3.00 | -0.09 | 0 | 0 | 0 | 0 | -1 | 1 | -1 | 0 | -1 | | 2.91 |
| | | | 45.26 | | | | | | | | | | | 40.87 | |

Program Components

Factor

| | | | | | | | | | | | | | |
|--|------|------|------|------|------|------|------|------|------|------|--------------|--------------|------|
| Skating Skills | 2.00 | 4.75 | 4.25 | 4.25 | 4.50 | 4.25 | 4.50 | 4.25 | 4.50 | 4.25 | 4.25 | 4.75 | 4.46 |
| Transition / Linking Footwork | 2.00 | 4.25 | 4.50 | 3.75 | 4.00 | 4.00 | 4.75 | 4.25 | 4.00 | 3.75 | 4.11 | 4.11 | |
| Performance / Execution | 2.00 | 4.25 | 4.00 | 3.75 | 4.75 | 3.75 | 4.75 | 4.25 | 4.25 | 3.50 | 4.14 | 4.14 | |
| Choreography / Composition | 2.00 | 4.75 | 4.25 | 4.25 | 4.25 | 4.25 | 5.50 | 4.50 | 4.50 | 4.00 | 4.39 | 4.39 | |
| Interpretation | 2.00 | 4.50 | 3.75 | 4.00 | 4.00 | 4.00 | 5.00 | 4.25 | 4.00 | 3.50 | 4.07 | 4.07 | |
| Judges Total Program Component Score (factored) | | | | | | | | | | | 42.34 | 42.34 | |

Deductions:

0.00

x Credit for highlight distribution, base value multiplied by 1.1

| Rank | Name | Nation | Starting Number | Total Segment Score | Total Element Score | Total Program Component Score (factored) | Total Deductions |
|------|------------------|--------|-----------------|---------------------|---------------------|--|------------------|
| 16 | Valtter VIRTANEN | FIN | 3 | 79.90 | 40.76 | 39.14 | 0.00 |

| # | Executed Elements | Info | Base Value | GOE | The Judges Panel (in random order) | | | | | | | | Ref | Scores of Panel | |
|----|-------------------|------|--------------|-------|------------------------------------|----|----|----|----|----|----|----|-----|-----------------|------|
| 1 | 3Lz | | 6.00 | -1.40 | -3 | -2 | -2 | -2 | -2 | -2 | -2 | -2 | -2 | | 4.60 |
| 2 | 1A | | 1.10 | -0.06 | -1 | 0 | 0 | -1 | 0 | 0 | -2 | 0 | 0 | | 1.04 |
| 3 | 3Lz+2T | | 7.40 | -0.10 | -1 | 0 | 0 | 0 | 0 | 0 | -1 | 0 | 0 | | 7.30 |
| 4 | FCSp3 | | 2.80 | 0.00 | 0 | 0 | 0 | 0 | 0 | 0 | 0 | 0 | 1 | | 2.80 |
| 5 | CiSt2 | | 2.30 | 0.14 | 0 | 0 | 1 | 1 | 0 | 0 | 1 | 0 | 0 | | 2.44 |
| 6 | 2Lo+2T+2Lo | | 5.00 | -0.30 | -1 | -1 | -1 | -1 | -1 | -1 | 0 | -1 | -1 | | 4.70 |
| 7 | 2S | | 1.54 x | 0.00 | 0 | 1 | 0 | 0 | 0 | 0 | 0 | 0 | 0 | | 1.54 |
| 8 | 3T | | 4.51 x | -0.70 | -2 | -1 | -1 | -1 | -1 | -1 | -1 | -1 | -1 | | 3.81 |
| 9 | CCoSp3 | | 3.00 | 0.14 | 0 | 1 | 1 | 0 | 0 | 0 | 0 | 0 | 1 | | 3.14 |
| 10 | 1A | | 1.21 x | 0.00 | 0 | 0 | 0 | 0 | 0 | 0 | -1 | 0 | 0 | | 1.21 |
| 11 | 3T+SEQ | | 3.61 x | -1.00 | -2 | -1 | -2 | -1 | -2 | -1 | -2 | -1 | -1 | | 2.61 |
| 12 | ChSt1 | | 2.00 | 0.57 | 1 | 1 | 0 | 1 | 0 | 0 | 1 | 0 | 1 | | 2.57 |
| 13 | CSSp4 | | 3.00 | 0.00 | -1 | 0 | 0 | 1 | 0 | 0 | 0 | 0 | 0 | | 3.00 |
| | | | 43.47 | | | | | | | | | | | 40.76 | |

Program Components

Factor

| | | | | | | | | | | | | |
|--|------|------|------|------|------|------|------|------|------|------|--------------|--------------|
| Skating Skills | 2.00 | 4.00 | 3.75 | 3.75 | 4.75 | 4.00 | 4.50 | 3.75 | 3.75 | 4.25 | 4.00 | 4.00 |
| Transition / Linking Footwork | 2.00 | 4.00 | 3.25 | 4.25 | 4.25 | 3.50 | 4.00 | 3.50 | 3.00 | 3.50 | 3.71 | 3.71 |
| Performance / Execution | 2.00 | 4.25 | 3.50 | 3.75 | 4.00 | 4.00 | 4.00 | 3.50 | 3.50 | 4.00 | 3.82 | 3.82 |
| Choreography / Composition | 2.00 | 4.00 | 3.75 | 4.50 | 4.50 | 4.25 | 4.25 | 4.00 | 3.75 | 4.00 | 4.11 | 4.11 |
| Interpretation | 2.00 | 3.75 | 3.50 | 4.25 | 4.75 | 4.00 | 4.25 | 4.00 | 3.50 | 3.75 | 3.93 | 3.93 |
| Judges Total Program Component Score (factored) | | | | | | | | | | | 39.14 | 39.14 |

Deductions:

0.00

x Credit for highlight distribution, base value multiplied by 1.1

ISU European Figure Skating Championships 2011

PRELIMINARY ROUND MEN FREE SKATING JUDGES DETAILS PER SKATER

| Rank | Name | Nation | Starting Number | Total Segment Score | Total Element Score | Total Program Component Score (factored) | Total Deductions |
|------|-----------------------|--------|-----------------|---------------------|---------------------|--|------------------|
| 17 | Saulius AMBRULEVICIUS | LTU | 8 | 76.40 | 37.34 | 39.06 | 0.00 |

| # | Executed Elements | Info | Base Value | GOE | The Judges Panel (in random order) | | | | | | | | | | Ref | Scores of Panel |
|----|-------------------|------|--------------|-------|------------------------------------|----|----|----|----|----|----|----|----|--|-----|-----------------|
| 1 | 3Lo | | 5.10 | 0.10 | 0 | -1 | 1 | 0 | 0 | 0 | 0 | 1 | 0 | | | 5.20 |
| 2 | 3Lo+1T | | 5.50 | -0.90 | -1 | -1 | -2 | -1 | -2 | -1 | -1 | -2 | -1 | | | 4.60 |
| 3 | 3T | | 4.10 | -0.90 | -1 | -2 | -1 | -1 | -1 | -1 | -2 | -2 | -1 | | | 3.20 |
| 4 | 2A | | 3.30 | 0.07 | 0 | 0 | 0 | 0 | 1 | 0 | 0 | 0 | 1 | | | 3.37 |
| 5 | FSSp3 | | 2.60 | -0.09 | 0 | -1 | 0 | 0 | 0 | 0 | 0 | -1 | -1 | | | 2.51 |
| 6 | 3T+2T | | 5.50 | -0.70 | -1 | -2 | -1 | -1 | -1 | -1 | -1 | -1 | -1 | | | 4.80 |
| 7 | 2A | | 3.30 | 0.50 | 1 | 1 | 1 | 1 | 1 | 0 | 1 | 1 | 1 | | | 3.80 |
| 8 | FCSSp2 | | 2.30 | 0.00 | 0 | -1 | 0 | 0 | 0 | 0 | 0 | 0 | 0 | | | 2.30 |
| 9 | CiSt2 | | 2.30 | -0.64 | -3 | -3 | -2 | -1 | -1 | -2 | -2 | -3 | -2 | | | 1.66 |
| 10 | 1S | | 0.44 x | -0.21 | 0 | -2 | -2 | -2 | -3 | -2 | -2 | -2 | -3 | | | 0.23 |
| 11 | 1S | | 0.44 x | -0.20 | 0 | -2 | -2 | -2 | -3 | -2 | -2 | -2 | -2 | | | 0.24 |
| 12 | ChSt1 | | 2.00 | 0.43 | 1 | 0 | 0 | 1 | 1 | 0 | 0 | 1 | 0 | | | 2.43 |
| 13 | CCoSp3 | | 3.00 | 0.00 | 0 | 0 | 0 | 1 | 0 | 0 | 0 | -1 | 0 | | | 3.00 |
| | | | 39.88 | | | | | | | | | | | | | 37.34 |

Program Components

Factor

| | | | | | | | | | | | |
|--|------|------|------|------|------|------|------|------|------|------|--------------|
| Skating Skills | 2.00 | 4.25 | 3.50 | 4.25 | 5.00 | 4.50 | 3.50 | 3.75 | 4.00 | 4.25 | 4.07 |
| Transition / Linking Footwork | 2.00 | 4.00 | 3.25 | 4.00 | 4.25 | 3.75 | 3.00 | 3.25 | 4.50 | 3.75 | 3.75 |
| Performance / Execution | 2.00 | 3.75 | 3.00 | 3.75 | 4.25 | 3.50 | 3.25 | 3.50 | 4.25 | 4.00 | 3.71 |
| Choreography / Composition | 2.00 | 4.50 | 3.50 | 4.00 | 4.75 | 4.25 | 3.50 | 3.75 | 4.75 | 4.00 | 4.11 |
| Interpretation | 2.00 | 4.25 | 3.25 | 3.75 | 4.50 | 4.00 | 3.00 | 3.50 | 4.50 | 4.00 | 3.89 |
| Judges Total Program Component Score (factored) | | | | | | | | | | | 39.06 |

Deductions:

0.00

x Credit for highlight distribution, base value multiplied by 1.1

| Rank | Name | Nation | Starting Number | Total Segment Score | Total Element Score | Total Program Component Score (factored) | Total Deductions |
|------|------------------|--------|-----------------|---------------------|---------------------|--|------------------|
| 18 | Mikhail KARALIUK | BLR | 6 | 71.03 | 36.31 | 35.72 | -1.00 |

| # | Executed Elements | Info | Base Value | GOE | The Judges Panel (in random order) | | | | | | | | | | Ref | Scores of Panel |
|----|-------------------|------|--------------|-------|------------------------------------|----|----|----|----|----|----|----|----|--|-----|-----------------|
| 1 | 2A+3T | | 7.40 | 0.00 | 0 | 0 | 0 | 0 | 0 | -1 | 0 | 0 | 0 | | | 7.40 |
| 2 | 3F | e | 5.30 | -1.90 | -3 | -3 | -3 | -2 | -2 | -3 | -3 | -2 | -3 | | | 3.40 |
| 3 | 3Lo+2T | | 6.50 | -1.40 | -2 | -2 | -2 | -2 | -2 | -2 | -2 | -2 | -2 | | | 5.10 |
| 4 | 3Lz< | < | 4.20 | -0.90 | -1 | -2 | -1 | -1 | -1 | -1 | -2 | -1 | -2 | | | 3.30 |
| 5 | CSSp4 | | 3.00 | -0.13 | 0 | -1 | 0 | 0 | -1 | 0 | -1 | -1 | 0 | | | 2.87 |
| 6 | CiSt2 | | 2.30 | 0.00 | 0 | 0 | 0 | 0 | 0 | 0 | 0 | 0 | 0 | | | 2.30 |
| 7 | 3Lo< | < | 3.96 x | -1.90 | -3 | -3 | -2 | -2 | -3 | -3 | -3 | -2 | -3 | | | 2.06 |
| 8 | 2S<< | << | 0.44 x | -0.30 | -3 | -3 | -3 | -3 | -3 | -3 | -3 | -3 | -3 | | | 0.14 |
| 9 | FSSp1 | | 2.00 | 0.00 | 0 | 0 | 0 | 0 | 0 | 0 | 0 | 0 | 0 | | | 2.00 |
| 10 | ChSt1 | | 2.00 | -0.50 | -1 | -1 | -1 | -1 | -1 | -1 | -1 | 0 | -1 | | | 1.50 |
| 11 | 2A< | < | 2.53 x | -1.50 | -3 | -3 | -3 | -3 | -3 | -3 | -3 | -3 | -3 | | | 1.03 |
| 12 | 3T | | 4.51 x | -1.30 | -1 | -2 | -2 | -2 | -2 | -1 | -3 | -2 | -2 | | | 3.21 |
| 13 | CCoSp1 | | 2.00 | 0.00 | 0 | 0 | 0 | 0 | 0 | 0 | 0 | 0 | 0 | | | 2.00 |
| | | | 46.14 | | | | | | | | | | | | | 36.31 |

Program Components

Factor

| | | | | | | | | | | | |
|--|------|------|------|------|------|------|------|------|------|------|--------------|
| Skating Skills | 2.00 | 4.25 | 4.00 | 3.75 | 4.00 | 3.50 | 3.50 | 3.75 | 3.25 | 3.25 | 3.68 |
| Transition / Linking Footwork | 2.00 | 3.75 | 3.75 | 3.50 | 3.75 | 3.25 | 3.25 | 3.50 | 3.00 | 3.00 | 3.43 |
| Performance / Execution | 2.00 | 4.00 | 4.00 | 3.25 | 3.50 | 3.50 | 3.50 | 3.50 | 3.00 | 3.25 | 3.50 |
| Choreography / Composition | 2.00 | 4.00 | 4.00 | 3.50 | 4.00 | 3.75 | 4.00 | 3.50 | 3.50 | 3.50 | 3.75 |
| Interpretation | 2.00 | 3.75 | 3.75 | 3.75 | 3.75 | 3.00 | 3.75 | 3.25 | 3.25 | 3.00 | 3.50 |
| Judges Total Program Component Score (factored) | | | | | | | | | | | 35.72 |

Deductions:

Falls: -1.00

-1.00

< Under-rotated jump << Downgraded jump x Credit for highlight distribution, base value multiplied by 1.1 e Jump take off with wrong edge

ISU European Figure Skating Championships 2011

PRELIMINARY ROUND MEN FREE SKATING JUDGES DETAILS PER SKATER

| Rank | Name | Nation | Starting Number | Total Segment Score | Total Element Score | Total Program Component Score (factored) | | | | | | Total Deductions | | | | |
|--|-------------------|--------|-----------------|---------------------|------------------------------------|--|------|------|------|------|------|------------------|------|---|------|-----------------|
| 19 | Boyito MULDER | NED | 10 | 70.25 | 34.89 | 36.36 | | | | | | -1.00 | | | | |
| # | Executed Elements | Info | Base Value | GOE | The Judges Panel (in random order) | | | | | | | | | | Ref | Scores of Panel |
| 1 | 3Lo | | 5.10 | -0.70 | -1 | -1 | -1 | -1 | -1 | -1 | -1 | -2 | -1 | | 4.40 | |
| 2 | 3Lz | | 6.00 | -2.10 | -3 | -3 | -3 | -3 | -3 | -3 | -3 | -3 | -3 | | 3.90 | |
| 3 | 3S | | 4.20 | 0.30 | 0 | 0 | 0 | 0 | 1 | 1 | 1 | 0 | 1 | | 4.50 | |
| 4 | CiSt3 | | 3.30 | 0.07 | 0 | 0 | 0 | 0 | 1 | 1 | 0 | 1 | 0 | 0 | | 3.37 |
| 5 | FSSp3 | | 2.60 | 0.00 | 0 | 0 | 0 | 1 | 0 | 0 | 0 | 0 | 0 | | 2.60 | |
| 6 | 1T | | 0.40 | -0.21 | -2 | -2 | -2 | -3 | -3 | -2 | -1 | -2 | -2 | | 0.19 | |
| 7 | CSSp3 | | 2.60 | 0.00 | 0 | 0 | 0 | 0 | 0 | -1 | 0 | 0 | 0 | | 2.60 | |
| 8 | ChSt1 | | 2.00 | 0.00 | 0 | 0 | 0 | 0 | 0 | 0 | 0 | 0 | 0 | | 2.00 | |
| 9 | 3T+1T | | 4.95 x | -1.40 | -2 | -2 | -2 | -2 | -2 | -3 | -1 | -2 | -2 | | 3.55 | |
| 10 | 2S | | 1.54 x | -0.43 | -3 | -2 | -2 | -2 | -3 | -2 | -2 | -2 | -2 | | 1.11 | |
| 11 | 1A | | 1.21 x | 0.00 | 0 | 0 | 0 | 0 | 0 | 0 | 0 | 0 | 0 | | 1.21 | |
| 12 | CCoSp1 | | 2.00 | -0.17 | 0 | -1 | -1 | 0 | 0 | -1 | 0 | -1 | -1 | | 1.83 | |
| 13 | 2A | | 3.63 x | 0.00 | 0 | 0 | 0 | 0 | 0 | -1 | 0 | 0 | 0 | | 3.63 | |
| | | | 39.53 | | | | | | | | | | | | | 34.89 |
| Program Components | | | Factor | | | | | | | | | | | | | |
| Skating Skills | | | 2.00 | | 3.75 | 3.75 | 3.75 | 4.25 | 3.75 | 3.50 | 4.25 | 3.50 | 3.75 | | 3.79 | |
| Transition / Linking Footwork | | | 2.00 | | 3.00 | 3.25 | 3.25 | 3.75 | 3.75 | 2.75 | 3.75 | 3.00 | 4.00 | | 3.39 | |
| Performance / Execution | | | 2.00 | | 3.50 | 3.50 | 3.50 | 4.00 | 3.50 | 3.00 | 4.00 | 3.25 | 3.75 | | 3.57 | |
| Choreography / Composition | | | 2.00 | | 3.50 | 3.50 | 3.75 | 4.00 | 4.25 | 3.25 | 4.00 | 3.50 | 4.25 | | 3.79 | |
| Interpretation | | | 2.00 | | 3.25 | 3.25 | 3.75 | 3.75 | 4.00 | 3.00 | 4.00 | 3.50 | 4.25 | | 3.64 | |
| Judges Total Program Component Score (factored) | | | | | | | | | | | | | | | | 36.36 |
| Deductions: | | | Falls: -1.00 | | | | | | | | | | | | | -1.00 |

x Credit for highlight distribution, base value multiplied by 1.1

| Rank | Name | Nation | Starting Number | Total Segment Score | Total Element Score | Total Program Component Score (factored) | | | | | | Total Deductions | | | | |
|--|-------------------|--------|-----------------------|---------------------|------------------------------------|--|------|------|------|------|------|------------------|------|--|------|-----------------|
| 20 | Georgi KENCHADZE | BUL | 1 | 68.46 | 37.62 | 31.84 | | | | | | -1.00 | | | | |
| # | Executed Elements | Info | Base Value | GOE | The Judges Panel (in random order) | | | | | | | | | | Ref | Scores of Panel |
| 1 | 3Lo+2T | | 6.50 | 0.00 | 0 | 0 | 0 | 0 | 0 | 0 | 0 | 0 | 0 | | 6.50 | |
| 2 | 3F<< | << | 1.80 | -0.90 | -3 | -3 | -3 | -3 | -3 | -3 | -3 | -3 | -3 | | 0.90 | |
| 3 | 3S+2T | | 5.60 | -0.20 | 0 | 0 | 0 | -1 | 0 | 0 | -2 | 0 | -1 | | 5.40 | |
| 4 | 2A | | 3.30 | -0.57 | -1 | -1 | -1 | -2 | -1 | -1 | -2 | -1 | -1 | | 2.73 | |
| 5 | FSSp2 | | 2.30 | -0.30 | -1 | -1 | -1 | -2 | -1 | -1 | 0 | -1 | -1 | | 2.00 | |
| 6 | CiSt1 | | 1.80 | -0.04 | -1 | 0 | 0 | 0 | 0 | 0 | 0 | 0 | -1 | | 1.76 | |
| 7 | 3S+2T+1T | | 6.60 x | -0.90 | -1 | -1 | -1 | -2 | -1 | -1 | -2 | -1 | -2 | | 5.70 | |
| 8 | 3T | | 4.51 x | -0.40 | -1 | 0 | -1 | -1 | 0 | 0 | -1 | 0 | -1 | | 4.11 | |
| 9 | 2A | | 3.63 x | -0.71 | -2 | -2 | -1 | -2 | -1 | -1 | -1 | -1 | -3 | | 2.92 | |
| 10 | 2Lz | | 2.31 x | -0.64 | -2 | -2 | -2 | -3 | -2 | -2 | -2 | -2 | -3 | | 1.67 | |
| 11 | CCoSp2 | | 2.50 | -0.21 | -1 | 0 | 0 | -1 | -1 | 0 | -1 | -1 | -2 | | 2.29 | |
| 12 | ChSt | | 0.00 | 0.00 | - | - | - | - | - | - | - | - | - | | 0.00 | |
| 13 | CSSp1 | | 1.90 | -0.26 | -1 | 0 | -1 | -1 | -1 | 0 | -1 | -1 | -2 | | 1.64 | |
| | | | 42.75 | | | | | | | | | | | | | 37.62 |
| Program Components | | | Factor | | | | | | | | | | | | | |
| Skating Skills | | | 2.00 | | 3.75 | 4.25 | 3.75 | 3.25 | 3.50 | 3.75 | 3.25 | 3.50 | 3.50 | | 3.57 | |
| Transition / Linking Footwork | | | 2.00 | | 2.75 | 3.50 | 3.00 | 2.50 | 3.00 | 3.50 | 2.00 | 3.00 | 3.00 | | 2.96 | |
| Performance / Execution | | | 2.00 | | 3.00 | 4.00 | 3.25 | 2.75 | 3.00 | 3.50 | 2.75 | 3.25 | 3.50 | | 3.18 | |
| Choreography / Composition | | | 2.00 | | 2.50 | 4.00 | 3.50 | 3.00 | 3.25 | 3.25 | 2.75 | 3.00 | 3.25 | | 3.14 | |
| Interpretation | | | 2.00 | | 3.00 | 3.75 | 3.00 | 3.00 | 3.00 | 3.25 | 2.50 | 3.00 | 3.25 | | 3.07 | |
| Judges Total Program Component Score (factored) | | | | | | | | | | | | | | | | 31.84 |
| Deductions: | | | Time violation: -1.00 | | | | | | | | | | | | | -1.00 |

<< Downgraded jump x Credit for highlight distribution, base value multiplied by 1.1

Printed: 1/24/2011 7:37:40PM



ISU European Figure Skating Championships 2011

PRELIMINARY ROUND LADIES

| | | |
|--------------------------|-------------|--------------|
| PostFinance Arena | 25 Jan 2011 | Free Skating |
|--------------------------|-------------|--------------|

| | | |
|------------------------|---|-----------|
| Size of Skating Area | : | 30m*60m |
| Ice Conditions | : | very good |
| Number of Entries | : | 20 |
| Number of Participants | : | 20 |

| | | |
|-----------------|---|--|
| Entry Withdrawn | : | |
|-----------------|---|--|

| | | |
|----------------------------------|-----------------------|-----------------|
| Free Skating | | |
| Duration | : | 4:00 +- 10 Sec. |
| Segment Factor | : | 1.00 |
| Program Component Factors | Skating Skills | 1.60 |
| | Transitions | 1.60 |
| | Performance/Execution | 1.60 |
| | Choreography | 1.60 |
| | Interpretation | 1.60 |

Official ISU Sponsors





ISU European Figure Skating Championships 2011

PANEL OF JUDGES

PRELIMINARY ROUND LADIES - FREE SKATING

Officials

| | | |
|---------------------------------------|-------------------------|-----|
| Technical Controller | Ms. Diana BARBACCI LEVY | ISU |
| Technical Specialist | Mr. Jayson PEACE | ISU |
| Assistant Technical Specialist | Ms. Vanessa GUSMEROLI | ISU |

Judges

| | | |
|----------------|--------------------------|-----|
| Referee | Ms. Vanessa RILEY | ISU |
| Judges | Ms. Katalin BALCZO | ISU |
| | Ms. Francoise DE RAPPARD | ISU |
| | Mr. Slobodan DELIC | ISU |
| | Ms. Patricia HOUGHTON | ISU |
| | Mr. Nikolai IANEV | ISU |
| | Mr. Yury KLIUSHNIKOV | ISU |
| | Ms. Leena LAAKSONEN | ISU |
| | Mr. Peter LEVIN | ISU |
| | Ms. Helle LYNGBERG | ISU |

Data/Replay Operator

| | | |
|--|---------------------|-----|
| | Mr. Ronny BANFI | ISU |
| | Mr. Roumen JORDANOV | ISU |

printed at: 1/26/2011 10:35:38AM

Official ISU Sponsors





ISU European Figure Skating Championships 2011

RESULTS

PRELIMINARY ROUND LADIES FINAL RESULT

| Pl. | Name | Nation | Total Score | FS |
|-----------|---------------------|--------|-------------|----|
| 1 | Ira VANNUT | BEL | 90.98 | 1 |
| 2 | Mae Berenice MEITE | FRA | 87.10 | 2 |
| 3 | Alice GARLISI | ITA | 78.81 | 3 |
| 4 | Romy BÜHLER | SUI | 74.69 | 4 |
| 5 | Svetlana ISSAKOVA | EST | 73.42 | 5 |
| 6 | Karina JOHNSON | DEN | 69.34 | 6 |
| 7 | Anne Line GJERSEM | NOR | 67.38 | 7 |
| 8 | Clara PETERS | IRL | 65.70 | 8 |
| 9 | Fleur MAXWELL | LUX | 65.29 | 9 |
| 10 | Hristina VASSILEVA | BUL | 64.31 | 10 |
| 11 | Belinda SCHÖNBERGER | AUT | 63.95 | 11 |
| 12 | Nastassia HRYBKO | BLR | 63.81 | 12 |
| 13 | Martina BOCEK | CZE | 61.67 | 13 |
| 14 | Cecilia TÖRN | FIN | 60.54 | 14 |
| 15 | Marina SEEH | SRB | 58.30 | 15 |
| 16 | Katherine HADFORD | HUN | 57.51 | 16 |
| 17 | Georgia GLASTRIS | GRE | 57.37 | 17 |
| 18 | Sabina MARIUTA | ROU | 47.38 | 18 |
| 19 | Mirna LIBRIC | CRO | 45.91 | 19 |
| Withdrawn | | | | |
| | Manouk GIJSMAN | NED | | |

Ms. Vanessa RILEY ISU

Referee

Ms. Diana BARBACCI LEVY ISU

Technical Controller

Printed: 1/25/2011 1:12:40PM

Official ISU Sponsors



ISU European Figure Skating Championships 2011

PRELIMINARY ROUND LADIES FREE SKATING JUDGES DETAILS PER SKATER

| Rank | Name | Nation | Starting Number | Total Segment Score | Total Element Score | Total Program Component Score (factored) | Total Deductions |
|------|------------|--------|-----------------|---------------------|---------------------|--|------------------|
| 1 | Ira VANNUT | BEL | 17 | 90.98 | 51.22 | 39.76 | 0.00 |

| # | Executed Elements | Info | Base Value | GOE | The Judges Panel (in random order) | | | | | | | | | | Ref | Scores of Panel |
|----|-------------------|------|--------------|-------|------------------------------------|----|----|----|----|----|----|----|----|--|------|-----------------|
| 1 | 3Lz+2T | | 7.40 | 0.30 | 1 | 0 | 0 | 0 | 0 | 1 | 1 | 0 | 1 | | 7.70 | |
| 2 | 3Lz< | < | 4.20 | -0.70 | -1 | -1 | -1 | -1 | -1 | -1 | -1 | -1 | -1 | | 3.50 | |
| 3 | 3F< | < | 3.70 | -1.10 | -1 | -2 | -2 | -2 | -2 | -2 | -1 | -1 | -1 | | 2.60 | |
| 4 | LSp4 | | 2.70 | 0.79 | 2 | 2 | 2 | 1 | 2 | 1 | 2 | 1 | 1 | | 3.49 | |
| 5 | 3Lo+2Lo | | 6.90 | 0.60 | 1 | 1 | 1 | 1 | 1 | 1 | 1 | 0 | 0 | | 7.50 | |
| 6 | 2A | | 3.63 x | 0.36 | 1 | 0 | 1 | 0 | 1 | 1 | 1 | 1 | 0 | | 3.99 | |
| 7 | CiSt2 | | 2.30 | 0.36 | 1 | 0 | 0 | 1 | 0 | 1 | 1 | 1 | 1 | | 2.66 | |
| 8 | 3S | | 4.62 x | 0.40 | 1 | 0 | 0 | 0 | 1 | 1 | 1 | 1 | 0 | | 5.02 | |
| 9 | 2A+2T+2Lo< | < | 6.60 x | -0.50 | -1 | -1 | -1 | 0 | -1 | -1 | -1 | -1 | -1 | | 6.10 | |
| 10 | ChSp1 | | 2.00 | 0.29 | 1 | 0 | 1 | 0 | 0 | 1 | 0 | 0 | 0 | | 2.29 | |
| 11 | FCSp3 | | 2.80 | 0.14 | 0 | 0 | 1 | 0 | 1 | 0 | 1 | 0 | 0 | | 2.94 | |
| 12 | CCoSp3 | | 3.00 | 0.43 | 1 | 0 | 1 | 1 | 1 | 1 | 2 | 0 | 1 | | 3.43 | |
| | | | 49.85 | | | | | | | | | | | | | 51.22 |

Program Components

| | Factor | | | | | | | | | | | |
|--|--------|------|------|------|------|------|------|------|------|------|--|--------------|
| Skating Skills | 1.60 | 5.25 | 5.00 | 5.25 | 5.00 | 5.50 | 5.00 | 5.25 | 5.50 | 5.50 | | 5.25 |
| Transition / Linking Footwork | 1.60 | 4.50 | 4.00 | 4.50 | 4.75 | 5.00 | 4.00 | 4.50 | 5.00 | 4.75 | | 4.57 |
| Performance / Execution | 1.60 | 4.75 | 5.00 | 5.00 | 5.00 | 5.50 | 5.00 | 5.00 | 5.50 | 5.50 | | 5.14 |
| Choreography / Composition | 1.60 | 4.75 | 4.75 | 5.00 | 5.00 | 5.50 | 4.50 | 5.00 | 5.00 | 5.25 | | 4.96 |
| Interpretation | 1.60 | 4.75 | 4.50 | 5.25 | 5.00 | 5.25 | 4.25 | 4.75 | 5.25 | 5.00 | | 4.93 |
| Judges Total Program Component Score (factored) | | | | | | | | | | | | 39.76 |

Deductions:

0.00

< Under-rotated jump x Credit for highlight distribution, base value multiplied by 1.1

| Rank | Name | Nation | Starting Number | Total Segment Score | Total Element Score | Total Program Component Score (factored) | Total Deductions |
|------|--------------------|--------|-----------------|---------------------|---------------------|--|------------------|
| 2 | Mae Berenice MEITE | FRA | 16 | 87.10 | 51.01 | 37.09 | -1.00 |

| # | Executed Elements | Info | Base Value | GOE | The Judges Panel (in random order) | | | | | | | | | | Ref | Scores of Panel |
|----|-------------------|------|--------------|-------|------------------------------------|----|----|----|----|----|----|----|----|--|------|-----------------|
| 1 | 3Lo+2T | | 6.50 | 0.40 | 1 | 0 | 1 | 1 | 1 | 1 | 0 | 0 | 0 | | 6.90 | |
| 2 | 3Lz+2T | | 7.40 | -0.80 | -1 | -1 | -1 | -2 | -2 | -1 | -1 | -1 | -1 | | 6.60 | |
| 3 | 3F | | 5.30 | -0.50 | -1 | -1 | 0 | 0 | -1 | -1 | -2 | 0 | -1 | | 4.80 | |
| 4 | LSp3 | | 2.40 | 0.50 | 1 | 1 | 1 | 1 | 1 | 1 | 1 | 1 | 1 | | 2.90 | |
| 5 | CiSt2 | | 2.30 | 0.07 | 1 | 0 | 0 | 0 | 0 | 1 | 0 | 0 | 0 | | 2.37 | |
| 6 | 3Lo | | 5.61 x | -2.10 | -3 | -3 | -3 | -3 | -3 | -3 | -3 | -3 | -3 | | 3.51 | |
| 7 | 3Lz | | 6.60 x | -0.70 | -1 | -1 | -1 | -2 | -1 | -1 | -1 | -1 | -1 | | 5.90 | |
| 8 | ChSp1 | | 2.00 | 0.29 | 0 | 0 | 1 | 0 | 0 | 0 | 0 | 1 | 1 | | 2.29 | |
| 9 | 3T+2A+SEQ | | 6.51 x | 0.20 | 0 | 0 | 1 | 1 | 0 | 1 | 0 | 0 | 0 | | 6.71 | |
| 10 | 2A | | 3.63 x | 0.00 | 0 | 0 | 1 | 0 | 0 | 0 | 0 | 0 | 0 | | 3.63 | |
| 11 | FCSp2 | | 2.30 | 0.07 | 0 | 0 | 1 | 0 | 0 | 1 | 0 | 0 | 0 | | 2.37 | |
| 12 | CCoSp3 | | 3.00 | 0.03 | 0 | 0 | 1 | -1 | -1 | 1 | 0 | 0 | 0 | | 3.03 | |
| | | | 53.55 | | | | | | | | | | | | | 51.01 |

Program Components

| | Factor | | | | | | | | | | | |
|--|--------|------|------|------|------|------|------|------|------|------|--|--------------|
| Skating Skills | 1.60 | 3.50 | 5.00 | 4.75 | 5.25 | 5.25 | 4.75 | 5.25 | 4.75 | 5.00 | | 4.96 |
| Transition / Linking Footwork | 1.60 | 3.25 | 4.50 | 4.00 | 4.25 | 4.75 | 4.00 | 4.50 | 4.25 | 4.50 | | 4.29 |
| Performance / Execution | 1.60 | 3.75 | 4.75 | 4.75 | 4.75 | 5.25 | 4.50 | 4.25 | 4.50 | 5.25 | | 4.68 |
| Choreography / Composition | 1.60 | 3.75 | 4.75 | 4.50 | 5.00 | 5.00 | 4.25 | 4.50 | 4.50 | 5.00 | | 4.64 |
| Interpretation | 1.60 | 4.00 | 4.75 | 4.75 | 4.75 | 5.25 | 4.50 | 4.50 | 4.25 | 4.75 | | 4.61 |
| Judges Total Program Component Score (factored) | | | | | | | | | | | | 37.09 |

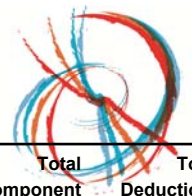
Deductions:

Falls: -1.00

-1.00

x Credit for highlight distribution, base value multiplied by 1.1

ISU EUROPEAN FIGURE SKATING CHAMPIONSHIPS® 2011
 PRELIMINARY JUDGES' SCORES PER SKATER



| Rank | Name | Nation | Starting Number | Total Segment Score | Total Element Score | Total Program Component Score (factored) | Total Deductions |
|------|---------------|--------|-----------------|---------------------|---------------------|--|------------------|
| 3 | Alice GARLISI | ITA | 20 | 78.81 | 39.50 | 39.31 | 0.00 |

| # | Executed Elements | Info | Base Value | GOE | The Judges Panel (in random order) | | | | | | | | | Ref | Scores of Panel |
|----|-------------------|------|--------------|-------|------------------------------------|----|----|----|----|----|----|----|----|-----|-----------------|
| 1 | 3T+2T | | 5.50 | 0.20 | 0 | 0 | 0 | 0 | 1 | 0 | 0 | 1 | 1 | | 5.70 |
| 2 | 3Lo | | 5.10 | -1.90 | -3 | -3 | -3 | -2 | -2 | -3 | -3 | -3 | -2 | | 3.20 |
| 3 | FCSp4 | | 3.20 | 0.64 | 1 | 1 | 1 | 2 | 2 | 2 | 1 | 0 | 1 | | 3.84 |
| 4 | 3S+2T | | 5.60 | 0.50 | 0 | 0 | 1 | 1 | 2 | 1 | 0 | 1 | 1 | | 6.10 |
| 5 | A | | 0.00 | 0.00 | - | - | - | - | - | - | - | - | - | | 0.00 |
| 6 | CCoSp4 | | 3.50 | -0.13 | 0 | -1 | -1 | 1 | 0 | -2 | 0 | 0 | -1 | | 3.37 |
| 7 | ChSp1 | | 2.00 | 0.71 | 0 | 1 | 1 | 1 | 1 | 0 | 0 | 2 | 1 | | 2.71 |
| 8 | 2Lo+2T+2Lo | | 5.50 x | -0.56 | -2 | -2 | -2 | -2 | -1 | -2 | -2 | -2 | 0 | | 4.94 |
| 9 | 2S | | 1.54 x | 0.00 | 0 | 0 | 0 | 0 | 0 | 0 | 0 | 0 | 0 | | 1.54 |
| 10 | 2Lo | | 1.98 x | 0.00 | 0 | 0 | 0 | 0 | 0 | 0 | 0 | 0 | 0 | | 1.98 |
| 11 | FCCoSp2 | | 2.50 | 0.03 | 0 | 0 | -1 | 1 | 1 | 0 | 0 | 0 | -1 | | 2.53 |
| 12 | SIS3 | | 3.30 | 0.29 | 0 | 0 | 0 | 1 | 2 | 0 | 1 | 1 | 1 | | 3.59 |
| | | | 39.72 | | | | | | | | | | | | 39.50 |

| Program Components | Factor | | | | | | | | | | | | |
|--|--------|------|------|------|------|------|------|------|------|------|------|--|--------------|
| Skating Skills | 1.60 | 4.00 | 5.00 | 4.50 | 5.50 | 5.00 | 5.50 | 4.75 | 5.25 | 5.50 | 5.07 | | |
| Transition / Linking Footwork | 1.60 | 4.00 | 4.75 | 4.00 | 4.75 | 4.25 | 5.25 | 4.00 | 4.75 | 5.00 | 4.50 | | |
| Performance / Execution | 1.60 | 4.50 | 4.75 | 4.25 | 5.25 | 5.25 | 4.50 | 5.25 | 5.00 | 4.93 | | | |
| Choreography / Composition | 1.60 | 4.50 | 5.00 | 4.25 | 5.50 | 4.75 | 5.75 | 4.50 | 5.00 | 5.25 | 4.93 | | |
| Interpretation | 1.60 | 4.50 | 5.25 | 4.50 | 5.25 | 5.25 | 5.75 | 5.00 | 5.25 | 5.50 | 5.14 | | |
| Judges Total Program Component Score (factored) | | | | | | | | | | | | | 39.31 |
| Deductions: | | | | | | | | | | | | | 0.00 |

x Credit for highlight distribution, base value multiplied by 1.1

| Rank | Name | Nation | Starting Number | Total Segment Score | Total Element Score | Total Program Component Score (factored) | Total Deductions |
|------|-------------|--------|-----------------|---------------------|---------------------|--|------------------|
| 4 | Romy BÜHLER | SUI | 19 | 74.69 | 37.44 | 39.25 | -2.00 |

| # | Executed Elements | Info | Base Value | GOE | The Judges Panel (in random order) | | | | | | | | | Ref | Scores of Panel |
|----|-------------------|------|--------------|-------|------------------------------------|----|----|----|----|----|----|----|----|-----|-----------------|
| 1 | 1Lz | | 0.60 | -0.04 | -1 | -1 | 0 | 0 | -1 | 0 | 0 | 0 | -1 | | 0.56 |
| 2 | 3S+2T | | 5.60 | 0.20 | 0 | 1 | 0 | 0 | 0 | 1 | 1 | 0 | 0 | | 5.80 |
| 3 | 3T | | 4.10 | -2.10 | -3 | -3 | -3 | -3 | -3 | -3 | -3 | -3 | -3 | | 2.00 |
| 4 | 2A+2T | | 4.70 | 0.00 | 0 | 0 | 0 | 0 | 0 | 0 | 0 | 0 | 0 | | 4.70 |
| 5 | FSSp4 | | 3.00 | 0.21 | -1 | 1 | 0 | 0 | 0 | 1 | 1 | 1 | 0 | | 3.21 |
| 6 | 3T+1T | | 4.50 | -0.70 | -2 | -1 | -1 | -1 | -1 | -1 | -1 | -1 | -1 | | 3.80 |
| 7 | ChSp1 | | 2.00 | 0.57 | 0 | 0 | 1 | 0 | 0 | 1 | 1 | 1 | 1 | | 2.57 |
| 8 | 3S< | < | 3.19 x | -2.10 | -3 | -3 | -3 | -3 | -3 | -3 | -3 | -3 | -3 | | 1.09 |
| 9 | 2A | | 3.63 x | 0.00 | 0 | 0 | 0 | 0 | 0 | 0 | 0 | 0 | 0 | | 3.63 |
| 10 | CCoSp3 | | 3.00 | 0.50 | 0 | 1 | 1 | 1 | 1 | 1 | 1 | 1 | 1 | | 3.50 |
| 11 | CiSt2 | | 2.30 | 0.57 | 0 | 1 | 1 | 1 | 1 | 2 | 2 | 1 | 1 | | 2.87 |
| 12 | FCCoSp4 | | 3.50 | 0.21 | 0 | 1 | 1 | 0 | 1 | 1 | 0 | 0 | 0 | | 3.71 |
| | | | 40.12 | | | | | | | | | | | | 37.44 |


| Program Components | Factor | | | | | | | | | | | | |
|--|--------------|------|------|------|------|------|------|------|------|------|------|--|--------------|
| Skating Skills | 1.60 | 4.00 | 5.00 | 5.00 | 4.50 | 5.00 | 4.50 | 5.50 | 5.00 | 5.25 | 4.89 | | |
| Transition / Linking Footwork | 1.60 | 3.75 | 4.50 | 4.75 | 4.50 | 4.75 | 4.00 | 5.00 | 4.75 | 4.75 | 4.57 | | |
| Performance / Execution | 1.60 | 4.00 | 5.25 | 5.25 | 4.75 | 4.75 | 4.75 | 5.50 | 5.00 | 5.25 | 5.00 | | |
| Choreography / Composition | 1.60 | 4.00 | 4.75 | 5.00 | 4.75 | 5.25 | 4.50 | 5.50 | 5.00 | 5.50 | 4.96 | | |
| Interpretation | 1.60 | 3.75 | 5.00 | 5.25 | 4.75 | 5.25 | 5.00 | 5.25 | 5.25 | 5.75 | 5.11 | | |
| Judges Total Program Component Score (factored) | | | | | | | | | | | | | 39.25 |
| Deductions: | Falls: -2.00 | | | | | | | | | | | | -2.00 |

< Under-rotated jump x Credit for highlight distribution, base value multiplied by 1.1

Official ISU Sponsors



ISU EUROPEAN FIGURE SKATING CHAMPIONSHIPS® 2011
 PRELIMINARY JUDGES PER SKATER



| Rank | Name | Nation | Starting Number | Total Segment Score | Total Element Score | Total Program Component Score (factored) | Total Deductions |
|------|-------------------|--------|-----------------|---------------------|---------------------|--|------------------|
| 5 | Svetlana ISSAKOVA | EST | 13 | 73.42 | 37.04 | 36.38 | 0.00 |

| # | Executed Elements | Info | Base Value | GOE | The Judges Panel (in random order) | | | | | | | | Ref | Scores of Panel | |
|----|-------------------|------|--------------|-------|------------------------------------|----|----|----|----|----|----|----|-----|-----------------|------|
| 1 | 3T+2T+2Lo | | 7.30 | 0.60 | 1 | 1 | 1 | 1 | 1 | 0 | 2 | 0 | 1 | | 7.90 |
| 2 | 2A | | 3.30 | 0.36 | 1 | 1 | 0 | 1 | 1 | 0 | 1 | 0 | 1 | | 3.66 |
| 3 | 3F< | e | 3.70 | -1.00 | -2 | -1 | -1 | -1 | -2 | -2 | -2 | -1 | -1 | | 2.70 |
| 4 | 3F<<+SEQ | e | 1.44 | -0.86 | -3 | -3 | -2 | -3 | -3 | -3 | -3 | -2 | -3 | | 0.58 |
| 5 | CCoSp3 | | 3.00 | 0.21 | 0 | 0 | 1 | -1 | 1 | 1 | 1 | 0 | 0 | | 3.21 |
| 6 | SIS2 | | 2.30 | -0.17 | -2 | -1 | -1 | -1 | 0 | 0 | 0 | -1 | 0 | | 2.13 |
| 7 | 2A< | < | 2.53 | -0.64 | -1 | -2 | -1 | -2 | -1 | -1 | -2 | -1 | -1 | | 1.89 |
| 8 | 2S | | 1.54 | 0.03 | 1 | 0 | 1 | 0 | 0 | 0 | 0 | 0 | 0 | | 1.57 |
| 9 | FCSp3 | | 2.80 | -0.01 | -2 | 0 | -1 | -1 | 1 | 0 | 1 | 0 | 0 | | 2.79 |
| 10 | 3T+2T | | 6.05 | -0.20 | 0 | 0 | 0 | -1 | -1 | -1 | 1 | 0 | 0 | | 5.85 |
| 11 | LSp3 | | 2.40 | 0.07 | 0 | 0 | 1 | 0 | 0 | 0 | 0 | -1 | 1 | | 2.47 |
| 12 | ChSp1 | | 2.00 | 0.29 | 0 | 0 | 1 | -1 | 1 | 0 | 0 | 0 | 1 | | 2.29 |
| | | | 38.36 | | | | | | | | | | | 37.04 | |

| Program Components | Factor | | | | | | | | | | | | | |
|--|--------|------|------|------|------|------|------|------|------|------|--|--|--------------|------|
| Skating Skills | 1.60 | 4.75 | 5.00 | 5.25 | 5.00 | 4.50 | 4.75 | 5.00 | 4.50 | 5.50 | | | | 4.89 |
| Transition / Linking Footwork | 1.60 | 4.00 | 4.50 | 4.25 | 4.75 | 3.50 | 4.25 | 4.25 | 4.25 | 5.00 | | | | 4.32 |
| Performance / Execution | 1.60 | 4.50 | 4.75 | 5.25 | 5.00 | 4.25 | 4.25 | 4.50 | 4.25 | 5.25 | | | | 4.64 |
| Choreography / Composition | 1.60 | 3.75 | 4.25 | 5.50 | 5.00 | 3.75 | 4.25 | 4.50 | 4.25 | 5.25 | | | | 4.46 |
| Interpretation | 1.60 | 3.75 | 4.50 | 5.00 | 5.00 | 4.00 | 3.75 | 4.25 | 4.50 | 5.50 | | | | 4.43 |
| Judges Total Program Component Score (factored) | | | | | | | | | | | | | 36.38 | |

Deductions: 0.00

< Under-rotated jump << Downgraded jump x Credit for highlight distribution, base value multiplied by 1.1 e Jump take off with wrong edge

| Rank | Name | Nation | Starting Number | Total Segment Score | Total Element Score | Total Program Component Score (factored) | Total Deductions |
|------|----------------|--------|-----------------|---------------------|---------------------|--|------------------|
| 6 | Karina JOHNSON | DEN | 11 | 69.34 | 36.48 | 32.86 | 0.00 |

| # | Executed Elements | Info | Base Value | GOE | The Judges Panel (in random order) | | | | | | | | Ref | Scores of Panel | |
|----|-------------------|------|--------------|-------|------------------------------------|----|----|----|----|----|----|----|-----|-----------------|------|
| 1 | 3T | | 4.10 | -0.30 | 0 | -2 | -1 | 0 | -2 | 0 | 0 | 0 | 1 | | 3.80 |
| 2 | 3Lz< | < | 4.20 | -1.10 | -2 | -2 | -1 | -3 | -2 | -1 | -1 | -1 | -2 | | 3.10 |
| 3 | 3S+2T | | 5.60 | 0.00 | 0 | 0 | 0 | 0 | -1 | 0 | 0 | 0 | 0 | | 5.60 |
| 4 | CCoSp4 | | 3.50 | 0.36 | 1 | 0 | 0 | 2 | 0 | 0 | 2 | 0 | 2 | | 3.86 |
| 5 | 1Lo | | 0.50 | -0.29 | -3 | -3 | -3 | -3 | -3 | -2 | -3 | -3 | -2 | | 0.21 |
| 6 | ChSp1 | | 2.00 | 0.71 | 1 | 0 | 0 | 1 | 1 | 1 | 1 | 1 | 0 | | 2.71 |
| 7 | 1S | | 0.44 | -0.01 | 0 | 0 | -1 | 0 | -2 | 0 | 0 | 0 | 0 | | 0.43 |
| 8 | CSp4 | | 2.60 | 0.21 | 1 | 0 | 0 | 1 | 0 | 0 | 0 | 1 | 1 | | 2.81 |
| 9 | SIS1 | | 1.80 | 0.00 | 0 | 0 | 0 | 0 | 0 | 0 | 0 | 0 | 0 | | 1.80 |
| 10 | 2A+2T | | 5.17 | 0.00 | 0 | 0 | 0 | 0 | 0 | 0 | 0 | 0 | 1 | | 5.17 |
| 11 | 2A+1T+1Lo | | 4.62 | 0.00 | 0 | 0 | 0 | 0 | 0 | 0 | -1 | 0 | 0 | | 4.62 |
| 12 | FSSp2 | | 2.30 | 0.07 | 0 | 0 | 0 | 1 | 1 | 0 | 0 | 0 | 0 | | 2.37 |
| | | | 36.83 | | | | | | | | | | | 36.48 | |

| Program Components | Factor | | | | | | | | | | | | | |
|--|--------|------|------|------|------|------|------|------|------|------|--|--|--------------|------|
| Skating Skills | 1.60 | 4.00 | 4.25 | 4.50 | 4.00 | 4.50 | 5.25 | 4.50 | 4.25 | 4.50 | | | | 4.36 |
| Transition / Linking Footwork | 1.60 | 4.50 | 3.75 | 4.00 | 3.50 | 3.75 | 4.25 | 4.00 | 3.75 | 3.75 | | | | 3.89 |
| Performance / Execution | 1.60 | 3.75 | 3.75 | 4.75 | 3.75 | 4.25 | 4.50 | 3.75 | 4.25 | 4.00 | | | | 4.04 |
| Choreography / Composition | 1.60 | 4.50 | 3.75 | 4.50 | 4.25 | 4.00 | 4.25 | 4.25 | 4.00 | 4.00 | | | | 4.18 |
| Interpretation | 1.60 | 4.25 | 4.00 | 4.25 | 4.00 | 3.75 | 4.25 | 4.00 | 4.00 | 4.00 | | | | 4.07 |
| Judges Total Program Component Score (factored) | | | | | | | | | | | | | 32.86 | |

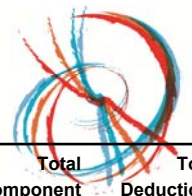
Deductions: 0.00

< Under-rotated jump x Credit for highlight distribution, base value multiplied by 1.1

Official ISU Sponsors



ISU EUROPEAN FIGURE SKATING CHAMPIONSHIPS® 2011
 PRELIMINARY JUDGES REPORT - SKATER Bern / Switzerland



| Rank | Name | Nation | Starting Number | Total Segment Score | Total Element Score | Total Program Component Score (factored) | Total Deductions |
|------|-------------------|--------|-----------------|---------------------|---------------------|--|------------------|
| 7 | Anne Line GJERSEM | NOR | 12 | 67.38 | 33.90 | 33.48 | 0.00 |

| # | Executed Elements | Info | Base Value | GOE | The Judges Panel (in random order) | | | | | | | | Ref | Scores of Panel | |
|----|-------------------|------|--------------|-------|------------------------------------|----|----|----|----|----|----|----|-----|-----------------|--------------|
| 1 | 2T | | 1.40 | 0.00 | 0 | 0 | -1 | 0 | 0 | 0 | 0 | 0 | 0 | 0 | 1.40 |
| 2 | 3S | | 4.20 | -1.50 | -2 | -2 | -3 | -2 | -1 | -2 | -2 | -2 | -3 | | 2.70 |
| 3 | 3Lo+2T | | 6.50 | -1.20 | -1 | -2 | -2 | -2 | -1 | -1 | -2 | -2 | -2 | | 5.30 |
| 4 | CCoSp4 | | 3.50 | 0.21 | 0 | 1 | 0 | -1 | 1 | 1 | 1 | 0 | 0 | | 3.71 |
| 5 | 3S+2T+1T | | 6.00 | -0.40 | -1 | 0 | -1 | -1 | 0 | -1 | 0 | -1 | 0 | | 5.60 |
| 6 | FCSp4 | | 3.20 | 0.50 | 1 | 1 | 1 | 1 | 1 | 1 | 1 | 1 | 0 | | 3.70 |
| 7 | 2Lo | | 1.98 x | -0.09 | 0 | 0 | -1 | -2 | 0 | 0 | 0 | -1 | 0 | | 1.89 |
| 8 | 1A | | 1.21 x | -0.03 | -1 | 0 | -1 | 0 | 0 | 0 | 0 | 0 | 0 | | 1.18 |
| 9 | LSp1 | | 1.50 | 0.00 | 0 | 0 | 0 | 0 | 0 | 0 | 1 | 0 | 0 | | 1.50 |
| 10 | SIS1 | | 1.80 | 0.07 | 0 | 0 | 0 | 0 | 1 | 0 | 1 | 0 | 0 | | 1.87 |
| 11 | 2A | | 3.63 x | -0.79 | -1 | -1 | -2 | -2 | -1 | -2 | -1 | -2 | -2 | | 2.84 |
| 12 | ChSp1 | | 2.00 | 0.21 | 0 | 0 | -1 | -1 | 1 | 1 | 1 | 0 | 0 | | 2.21 |
| | | | 36.92 | | | | | | | | | | | | 33.90 |

| Program Components | Factor | | | | | | | | | | | | |
|--|--------|------|------|------|------|------|------|------|------|------|------|------|--------------|
| Skating Skills | 1.60 | 4.00 | 4.50 | 4.50 | 4.25 | 4.25 | 4.50 | 4.25 | 4.25 | 4.50 | 4.50 | | 4.36 |
| Transition / Linking Footwork | 1.60 | 3.50 | 4.25 | 4.00 | 4.00 | 4.00 | 4.00 | 3.50 | 3.75 | 4.00 | | 3.89 | |
| Performance / Execution | 1.60 | 3.75 | 4.50 | 4.25 | 4.00 | 4.25 | 4.50 | 4.00 | 4.25 | 4.25 | | 4.21 | |
| Choreography / Composition | 1.60 | 3.75 | 4.25 | 4.25 | 4.50 | 4.25 | 4.50 | 4.25 | 4.25 | 4.00 | | 4.25 | |
| Interpretation | 1.60 | 3.75 | 4.50 | 4.25 | 4.25 | 4.00 | 4.50 | 4.00 | 4.00 | 4.50 | | 4.21 | |
| Judges Total Program Component Score (factored) | | | | | | | | | | | | | 33.48 |
| Deductions: | | | | | | | | | | | | | 0.00 |

x Credit for highlight distribution, base value multiplied by 1.1

| Rank | Name | Nation | Starting Number | Total Segment Score | Total Element Score | Total Program Component Score (factored) | Total Deductions |
|------|--------------|--------|-----------------|---------------------|---------------------|--|------------------|
| 8 | Clara PETERS | IRL | 8 | 65.70 | 33.88 | 31.82 | 0.00 |

| # | Executed Elements | Info | Base Value | GOE | The Judges Panel (in random order) | | | | | | | | Ref | Scores of Panel | |
|----|-------------------|------|--------------|-------|------------------------------------|----|----|----|----|----|----|----|-----|-----------------|--------------|
| 1 | 2Lz+2Lo | | 3.90 | 0.04 | 1 | 0 | 0 | 0 | 1 | 0 | 0 | 0 | 0 | | 3.94 |
| 2 | 2A< | < | 2.30 | -0.50 | -1 | -2 | -1 | -1 | -1 | -1 | -1 | -1 | -1 | | 1.80 |
| 3 | LSp1 | | 1.50 | -0.17 | -1 | 0 | 0 | 0 | 0 | -1 | -1 | -1 | -1 | | 1.33 |
| 4 | 2A< | < | 2.30 | -1.43 | -3 | -3 | -3 | -3 | -3 | -3 | -3 | -2 | -2 | | 0.87 |
| 5 | ChSp1 | | 2.00 | 0.57 | 1 | 0 | 0 | 1 | 1 | 0 | 1 | 1 | 0 | | 2.57 |
| 6 | 2Lz | | 2.10 | 0.00 | 0 | 0 | 0 | 0 | 0 | 0 | 0 | 0 | 0 | | 2.10 |
| 7 | 2F+2Lo+2Lo | | 5.94 x | -0.30 | -1 | -1 | -2 | -1 | -1 | -1 | -1 | 0 | -1 | | 5.64 |
| 8 | 2Lz+2Lo | | 4.29 x | 0.00 | 0 | 0 | 0 | -1 | 0 | 0 | 0 | 0 | 0 | | 4.29 |
| 9 | FSSp3 | | 2.60 | 0.00 | 0 | 0 | 0 | 0 | 0 | 0 | -1 | 0 | 0 | | 2.60 |
| 10 | SIS1 | | 3.30 | 0.00 | 1 | 0 | 0 | 0 | 0 | 0 | 0 | 0 | 0 | | 3.30 |
| 11 | 2F | | 1.98 x | 0.00 | 0 | 0 | 0 | 0 | 0 | 0 | -1 | 0 | 0 | | 1.98 |
| 12 | CCoSp4 | | 3.50 | -0.04 | 0 | 0 | 0 | 0 | 0 | 0 | -1 | -1 | 0 | | 3.46 |
| | | | 35.71 | | | | | | | | | | | | 33.88 |

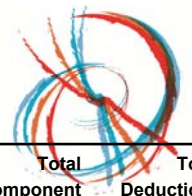
| Program Components | Factor | | | | | | | | | | | | |
|--|--------|------|------|------|------|------|------|------|------|------|--|------|--------------|
| Skating Skills | 1.60 | 3.75 | 3.50 | 3.75 | 4.00 | 4.00 | 4.50 | 4.50 | 3.75 | 4.00 | | 3.96 | |
| Transition / Linking Footwork | 1.60 | 3.25 | 3.75 | 3.75 | 3.75 | 3.25 | 4.00 | 3.75 | 3.50 | 3.75 | | 3.64 | |
| Performance / Execution | 1.60 | 3.75 | 4.00 | 4.00 | 4.50 | 4.00 | 4.50 | 4.50 | 3.75 | 4.00 | | 4.11 | |
| Choreography / Composition | 1.60 | 3.50 | 4.00 | 4.00 | 4.25 | 4.00 | 4.25 | 4.25 | 4.00 | 3.75 | | 4.04 | |
| Interpretation | 1.60 | 3.50 | 4.25 | 4.25 | 4.50 | 4.00 | 4.25 | 4.50 | 3.75 | 4.00 | | 4.14 | |
| Judges Total Program Component Score (factored) | | | | | | | | | | | | | 31.82 |
| Deductions: | | | | | | | | | | | | | 0.00 |

< Under-rotated jump x Credit for highlight distribution, base value multiplied by 1.1

Official ISU Sponsors



ISU EUROPEAN FIGURE SKATING CHAMPIONSHIPS® 2011
 PRELIMINARY JUDGES' SCORES PER SKATER



| Rank | Name | Nation | Starting Number | Total Segment Score | Total Element Score | Total Program Component Score (factored) | Total Deductions |
|------|---------------|--------|-----------------|---------------------|---------------------|--|------------------|
| 9 | Fleur MAXWELL | LUX | 6 | 65.29 | 29.76 | 36.53 | -1.00 |

| # | Executed Elements | Info | Base Value | GOE | The Judges Panel (in random order) | | | | | | | | | | Ref | Scores of Panel | |
|----|-------------------|------|--------------|---------|------------------------------------|----|----|----|----|----|----|----|----|---|-----|-----------------|--------------|
| 1 | 2T+1T | | 1.80 | 0.00 | 0 | 0 | 0 | 0 | 0 | 0 | 0 | 0 | 0 | 0 | 0 | 0 | 1.80 |
| 2 | 1Lo | | 0.50 | 0.00 | 0 | 0 | 0 | 0 | 0 | 0 | 0 | 0 | 0 | 0 | 0 | 0 | 0.50 |
| 3 | 3S+2T | | 5.60 | 0.50 | 0 | 1 | 0 | 1 | 1 | 1 | 1 | 0 | 1 | | | | 6.10 |
| 4 | ChSp1 | | 2.00 | 1.86 | 2 | 2 | 1 | 2 | 2 | 1 | 2 | 2 | 2 | | | | 3.86 |
| 5 | 1A<< | << | 0.00 | 0.00 | - | - | - | - | - | - | - | - | - | - | - | - | 0.00 |
| 6 | FCSp2 | | 2.30 | 0.36 | 0 | 1 | 1 | -1 | 1 | 1 | 1 | 0 | 1 | | | | 2.66 |
| 7 | 2T | | 1.54 | x 0.00 | 0 | 0 | 0 | 0 | 0 | 1 | 0 | 0 | 0 | | | | 1.54 |
| 8 | 3S | | 4.62 | x -2.10 | -3 | -3 | -3 | -3 | -3 | -3 | -3 | -3 | -3 | | | | 2.52 |
| 9 | 1A | | 1.21 | x 0.00 | 0 | 0 | 0 | 0 | 0 | 0 | 0 | 0 | 0 | | | | 1.21 |
| 10 | LSp4 | | 2.70 | 0.36 | 0 | 1 | 0 | 1 | 1 | 1 | 2 | 0 | 1 | | | | 3.06 |
| 11 | SIS2 | | 2.30 | 0.50 | 1 | 1 | 2 | 1 | 1 | 1 | 1 | 1 | 1 | | | | 2.80 |
| 12 | CCoSp3 | | 3.00 | 0.71 | 1 | 2 | 1 | 1 | 2 | 2 | 2 | 1 | 1 | | | | 3.71 |
| | | | 27.57 | | | | | | | | | | | | | | 29.76 |

| Program Components | Factor | | | | | | | | | | | Judges Total Program Component Score (factored) |
|--|--------|------|------|------|------|------|------|------|------|------|--------------|---|
| Skating Skills | 1.60 | 4.75 | 4.00 | 4.50 | 4.75 | 4.50 | 4.75 | 4.25 | 4.75 | 5.75 | 4.61 | |
| Transition / Linking Footwork | 1.60 | 4.25 | 3.75 | 4.50 | 3.25 | 3.75 | 3.75 | 4.25 | 5.00 | 5.25 | 4.18 | |
| Performance / Execution | 1.60 | 4.50 | 4.50 | 4.75 | 4.25 | 4.25 | 4.00 | 4.75 | 4.75 | 5.25 | 4.54 | |
| Choreography / Composition | 1.60 | 5.25 | 4.50 | 4.50 | 3.75 | 4.75 | 4.25 | 4.50 | 5.25 | 5.75 | 4.71 | |
| Interpretation | 1.60 | 5.00 | 5.00 | 4.50 | 4.00 | 4.50 | 4.50 | 5.00 | 5.00 | 5.75 | 4.79 | |
| Judges Total Program Component Score (factored) | | | | | | | | | | | 36.53 | |
| Deductions: | | | | | | | | | | | -1.00 | |

<< Downgraded jump x Credit for highlight distribution, base value multiplied by 1.1

| Rank | Name | Nation | Starting Number | Total Segment Score | Total Element Score | Total Program Component Score (factored) | Total Deductions |
|------|--------------------|--------|-----------------|---------------------|---------------------|--|------------------|
| 10 | Hristina VASSILEVA | BUL | 9 | 64.31 | 32.18 | 32.13 | 0.00 |

| # | Executed Elements | Info | Base Value | GOE | The Judges Panel (in random order) | | | | | | | | | | Ref | Scores of Panel | |
|----|-------------------|------|--------------|---------|------------------------------------|----|----|----|----|----|----|----|----|--|-----|-----------------|--------------|
| 1 | 3F | | 5.30 | 0.40 | 1 | 1 | 0 | 0 | 0 | 1 | 1 | 0 | 1 | | | | 5.70 |
| 2 | 2F+2T | | 3.20 | 0.00 | 0 | 0 | 0 | 0 | 0 | 0 | 0 | 0 | 0 | | | | 3.20 |
| 3 | 3T | | 4.10 | -0.20 | -1 | 0 | -1 | 0 | -1 | 0 | 0 | 0 | 0 | | | | 3.90 |
| 4 | 2A | | 3.30 | -1.14 | -2 | -2 | -2 | -2 | -3 | -3 | -3 | -2 | -2 | | | | 2.16 |
| 5 | SIS2 | | 2.30 | 0.00 | 0 | 0 | 0 | 0 | 0 | 0 | 0 | 0 | 1 | | | | 2.30 |
| 6 | FSSp3 | | 2.60 | 0.21 | 0 | 1 | 0 | 1 | 0 | 0 | 0 | 1 | 1 | | | | 2.81 |
| 7 | CCoSp3 | | 3.00 | -0.21 | 0 | -1 | -1 | -1 | -2 | 0 | 0 | -1 | -1 | | | | 2.79 |
| 8 | ChSp1 | | 2.00 | 0.00 | 0 | 1 | 0 | 0 | 0 | 0 | 0 | 0 | 0 | | | | 2.00 |
| 9 | 2T+1T | | 1.98 | x 0.00 | 0 | 0 | 0 | 0 | 0 | 0 | 0 | 0 | 0 | | | | 1.98 |
| 10 | 1A | | 1.21 | x 0.00 | 0 | 0 | 0 | 0 | 0 | 0 | 0 | 0 | 0 | | | | 1.21 |
| 11 | 2A | | 3.63 | x -1.00 | -2 | -2 | -2 | -2 | -2 | -2 | -2 | -2 | -2 | | | | 2.63 |
| 12 | LSp1 | | 1.50 | 0.00 | 0 | 0 | -1 | 0 | 0 | 0 | 0 | 0 | 1 | | | | 1.50 |
| | | | 34.12 | | | | | | | | | | | | | | 32.18 |

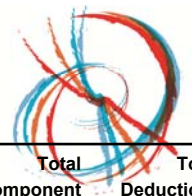
| Program Components | Factor | | | | | | | | | | | Judges Total Program Component Score (factored) |
|--|--------|------|------|------|------|------|------|------|------|------|--------------|---|
| Skating Skills | 1.60 | 4.50 | 4.50 | 3.75 | 4.00 | 4.25 | 4.75 | 4.50 | 4.25 | 4.50 | 4.36 | |
| Transition / Linking Footwork | 1.60 | 4.00 | 3.50 | 3.50 | 3.50 | 3.75 | 4.50 | 3.75 | 3.50 | 4.00 | 3.71 | |
| Performance / Execution | 1.60 | 4.25 | 4.00 | 3.50 | 3.25 | 4.25 | 4.50 | 4.00 | 3.75 | 4.75 | 4.04 | |
| Choreography / Composition | 1.60 | 4.25 | 4.00 | 3.50 | 3.75 | 4.25 | 4.75 | 3.50 | 4.00 | 4.50 | 4.04 | |
| Interpretation | 1.60 | 4.50 | 3.25 | 3.75 | 3.50 | 4.00 | 4.75 | 3.50 | 3.50 | 4.75 | 3.93 | |
| Judges Total Program Component Score (factored) | | | | | | | | | | | 32.13 | |
| Deductions: | | | | | | | | | | | 0.00 | |

x Credit for highlight distribution, base value multiplied by 1.1

Official ISU Sponsors



ISU EUROPEAN FIGURE SKATING CHAMPIONSHIPS® 2011
 PRELIMINARY JUDGES' SCORES PER SKATER



| Rank | Name | Nation | Starting Number | Total Segment Score | Total Element Score | Total Program Component Score (factored) | Total Deductions |
|------|---------------------|--------|-----------------|---------------------|---------------------|--|------------------|
| 11 | Belinda SCHÖNBERGER | AUT | 15 | 63.95 | 33.84 | 32.11 | -2.00 |

| # | Executed Elements | Info | Base Value | GOE | The Judges Panel (in random order) | | | | | | | | Ref | Scores of Panel | |
|----|-------------------|------|--------------|---------|------------------------------------|----|----|----|----|----|----|----|-----|-----------------|------|
| 1 | 2F | | 1.80 | -0.09 | 0 | 0 | -1 | 1 | 0 | 0 | -1 | 0 | -1 | | 1.71 |
| 2 | 3S | | 4.20 | -0.20 | 0 | -1 | -1 | 1 | -1 | 0 | 0 | 0 | 0 | | 4.00 |
| 3 | 3T | | 4.10 | 0.10 | 0 | 0 | 0 | 1 | 0 | 1 | 0 | 0 | 0 | | 4.20 |
| 4 | 2A | | 3.30 | -1.50 | -3 | -3 | -3 | -3 | -3 | -3 | -3 | -3 | -3 | | 1.80 |
| 5 | ChSp1 | | 2.00 | 0.29 | 1 | 0 | 1 | 0 | 0 | 0 | 0 | 1 | 0 | | 2.29 |
| 6 | 3S+2T | | 6.16 | x 0.10 | 1 | 0 | 0 | 1 | 0 | 0 | 0 | 0 | 0 | | 6.26 |
| 7 | FCCoSp2 | | 2.50 | 0.03 | 1 | 0 | 0 | 1 | -1 | -1 | 0 | 0 | 0 | | 2.53 |
| 8 | 3T<+SEQ | < | 2.55 | x -2.10 | -3 | -3 | -3 | -3 | -3 | -3 | -3 | -3 | -3 | | 0.45 |
| 9 | 2A | | 3.63 | x -0.50 | -1 | -1 | -2 | 0 | -1 | -1 | -1 | -1 | -1 | | 3.13 |
| 10 | CCoSp1 | | 2.00 | -0.09 | 0 | 0 | -1 | 0 | -1 | -1 | 0 | 0 | 0 | | 1.91 |
| 11 | SIS3 | | 3.30 | 0.00 | 0 | 0 | 0 | 0 | 0 | 0 | 0 | 0 | 0 | | 3.30 |
| 12 | FSSp2 | | 2.30 | -0.04 | 0 | 0 | -1 | 0 | 0 | -1 | 0 | 0 | 0 | | 2.26 |
| | | | 37.84 | | | | | | | | | | | 33.84 | |

| Program Components | Factor | | | | | | | | | | | | |
|--|--------|--------------|------|------|------|------|------|------|------|------|--|--|--------------|
| Skating Skills | 1.60 | 4.25 | 4.25 | 4.00 | 4.25 | 4.25 | 4.25 | 4.50 | 4.50 | 4.25 | | | 4.29 |
| Transition / Linking Footwork | 1.60 | 3.50 | 4.00 | 3.50 | 3.25 | 3.75 | 3.50 | 4.00 | 4.25 | 4.00 | | | 3.75 |
| Performance / Execution | 1.60 | 4.00 | 4.00 | 4.00 | 3.75 | 3.75 | 3.75 | 4.00 | 4.50 | 4.25 | | | 3.96 |
| Choreography / Composition | 1.60 | 4.25 | 4.00 | 4.25 | 4.00 | 3.75 | 3.75 | 4.25 | 4.25 | 4.00 | | | 4.07 |
| Interpretation | 1.60 | 4.00 | 3.75 | 4.25 | 3.50 | 3.75 | 4.00 | 4.00 | 4.50 | 4.25 | | | 4.00 |
| Judges Total Program Component Score (factored) | | | | | | | | | | | | | 32.11 |
| Deductions: | | Falls: -2.00 | | | | | | | | | | | -2.00 |

< Under-rotated jump x Credit for highlight distribution, base value multiplied by 1.1

| Rank | Name | Nation | Starting Number | Total Segment Score | Total Element Score | Total Program Component Score (factored) | Total Deductions |
|------|------------------|--------|-----------------|---------------------|---------------------|--|------------------|
| 12 | Nastassia HRYBKO | BLR | 7 | 63.81 | 33.16 | 30.65 | 0.00 |

| # | Executed Elements | Info | Base Value | GOE | The Judges Panel (in random order) | | | | | | | | Ref | Scores of Panel | |
|----|-------------------|------|--------------|---------|------------------------------------|----|----|----|----|----|----|----|-----|-----------------|------|
| 1 | 3T+2T | | 5.50 | -0.20 | 0 | -1 | 0 | -1 | 0 | -1 | 0 | 0 | 0 | | 5.30 |
| 2 | 2A | | 3.30 | 0.21 | 1 | 0 | 0 | 0 | 0 | 1 | 0 | 1 | 1 | | 3.51 |
| 3 | 3T | | 4.10 | -0.10 | 0 | 0 | 0 | -1 | 0 | -1 | 0 | 0 | 1 | | 4.00 |
| 4 | 2A | | 3.30 | -0.79 | -2 | -2 | -2 | -1 | -2 | -1 | -2 | -1 | -1 | | 2.51 |
| 5 | 2S | | 1.40 | 0.00 | 0 | 0 | 0 | 0 | 0 | 0 | 0 | 0 | 0 | | 1.40 |
| 6 | FCSp3 | | 2.80 | 0.14 | 1 | 0 | -1 | 1 | 0 | 1 | 0 | 0 | 0 | | 2.94 |
| 7 | 2Lz | | 2.31 | x -0.17 | 0 | -1 | -1 | 0 | 0 | -1 | -2 | 0 | -1 | | 2.14 |
| 8 | 2F | | 1.98 | x -0.21 | -1 | -1 | 0 | -1 | 0 | 0 | -1 | -1 | -1 | | 1.77 |
| 9 | SIS1 | | 1.80 | -0.09 | 0 | 0 | 0 | 0 | 0 | -1 | -1 | 0 | -1 | | 1.71 |
| 10 | CCoSp4 | | 3.50 | -0.17 | -1 | -1 | -1 | 0 | 0 | -1 | -1 | 0 | 0 | | 3.33 |
| 11 | ChSp1 | | 2.00 | -0.14 | 0 | -1 | -1 | 0 | 0 | 0 | 0 | 0 | -1 | | 1.86 |
| 12 | LSp3 | | 2.40 | 0.29 | 1 | 0 | -1 | 0 | 0 | 1 | 1 | 1 | 1 | | 2.69 |
| | | | 34.39 | | | | | | | | | | | 33.16 | |

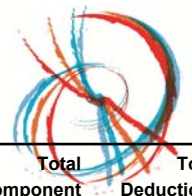
| Program Components | Factor | | | | | | | | | | | | |
|--|--------|------|------|------|------|------|------|------|------|------|--|--|--------------|
| Skating Skills | 1.60 | 3.75 | 4.50 | 3.50 | 4.75 | 4.00 | 4.25 | 4.25 | 4.50 | 3.50 | | | 4.11 |
| Transition / Linking Footwork | 1.60 | 3.50 | 4.00 | 3.25 | 4.50 | 3.50 | 3.75 | 3.50 | 3.75 | 3.00 | | | 3.61 |
| Performance / Execution | 1.60 | 4.00 | 4.25 | 3.75 | 4.50 | 3.75 | 4.00 | 4.25 | 4.00 | 3.25 | | | 4.00 |
| Choreography / Composition | 1.60 | 3.75 | 4.25 | 3.50 | 4.50 | 3.50 | 4.00 | 4.00 | 3.75 | 3.25 | | | 3.82 |
| Interpretation | 1.60 | 3.50 | 4.00 | 3.25 | 4.50 | 3.25 | 3.75 | 3.50 | 4.00 | 2.75 | | | 3.61 |
| Judges Total Program Component Score (factored) | | | | | | | | | | | | | 30.65 |
| Deductions: | | | | | | | | | | | | | 0.00 |

x Credit for highlight distribution, base value multiplied by 1.1

Official ISU Sponsors



ISU EUROPEAN FIGURE SKATING CHAMPIONSHIPS® 2011
 PRELIMINARY JUDGES REPORT - SKATER Bern / Switzerland



| Rank | Name | Nation | Starting Number | Total Segment Score | Total Element Score | Total Program Component Score (factored) | Total Deductions |
|------|---------------|--------|-----------------|---------------------|---------------------|--|------------------|
| 13 | Martina BOCEK | CZE | 14 | 61.67 | 29.84 | 33.83 | -2.00 |

| # | Executed Elements | Info | Base Value | GOE | The Judges Panel (in random order) | | | | | | | | | Ref | Scores of Panel | |
|----|-------------------|------|--------------|-------|------------------------------------|----|----|----|----|----|----|----|----|-----|-----------------|------|
| 1 | 3S | | 4.20 | -2.10 | -3 | -3 | -3 | -3 | -3 | -3 | -3 | -3 | -3 | -3 | | 2.10 |
| 2 | 3Lo | | 5.10 | -0.90 | -1 | -2 | -1 | -1 | -2 | -2 | 0 | -1 | -1 | | 4.20 | |
| 3 | 3Lo<+SEQ | < | 2.88 | -1.40 | -2 | -2 | -2 | -3 | -2 | -2 | -2 | -2 | -1 | | 1.48 | |
| 4 | FSSp4 | | 3.00 | 0.36 | 1 | 1 | -1 | 1 | 0 | 1 | 1 | 1 | 0 | | 3.36 | |
| 5 | 2A | | 3.30 | -1.50 | -3 | -3 | -3 | -3 | -3 | -3 | -3 | -3 | -3 | | 1.80 | |
| 6 | 1S | | 0.44 x | -0.26 | -3 | -2 | -2 | -3 | -2 | -3 | -2 | -3 | -3 | | 0.18 | |
| 7 | FCCoSp4 | | 3.50 | 0.21 | 1 | -1 | 0 | 0 | 0 | 1 | 1 | 1 | 0 | | 3.71 | |
| 8 | ChSp1 | | 2.00 | 0.43 | 1 | 1 | 0 | 0 | 0 | 1 | 1 | 0 | 0 | | 2.43 | |
| 9 | 1A | | 1.21 x | -0.26 | -1 | -2 | -1 | -1 | -2 | -1 | 0 | -2 | -1 | | 0.95 | |
| 10 | 2Lo+2Lo | | 3.96 x | -0.21 | 0 | -1 | 0 | -1 | -1 | -1 | 0 | -1 | -1 | | 3.75 | |
| 11 | CCoSp1 | | 2.00 | 0.29 | 1 | -1 | 1 | 1 | 0 | 1 | 1 | 0 | 0 | | 2.29 | |
| 12 | SIS3 | | 3.30 | 0.29 | 1 | 0 | 0 | 0 | 1 | 1 | 1 | 0 | 1 | | 3.59 | |
| | | | 34.89 | | | | | | | | | | | | 29.84 | |

| Program Components | Factor | | | | | | | | | | | | |
|--|--------------|------|------|------|------|------|------|------|------|------|--|--|--------------|
| Skating Skills | 1.60 | 5.00 | 4.25 | 4.50 | 4.50 | 4.50 | 4.50 | 4.25 | 4.75 | 4.00 | | | 4.46 |
| Transition / Linking Footwork | 1.60 | 4.50 | 3.75 | 3.50 | 4.00 | 4.00 | 3.75 | 3.75 | 4.50 | 3.75 | | | 3.93 |
| Performance / Execution | 1.60 | 4.75 | 4.00 | 4.25 | 3.75 | 4.50 | 4.25 | 4.25 | 4.75 | 3.50 | | | 4.25 |
| Choreography / Composition | 1.60 | 4.50 | 4.00 | 4.00 | 4.25 | 4.25 | 4.50 | 4.25 | 4.75 | 3.50 | | | 4.25 |
| Interpretation | 1.60 | 4.75 | 4.25 | 4.00 | 4.00 | 4.50 | 4.25 | 4.00 | 4.75 | 3.75 | | | 4.25 |
| Judges Total Program Component Score (factored) | | | | | | | | | | | | | 33.83 |
| Deductions: | Falls: -2.00 | | | | | | | | | | | | -2.00 |

< Under-rotated jump x Credit for highlight distribution, base value multiplied by 1.1

| Rank | Name | Nation | Starting Number | Total Segment Score | Total Element Score | Total Program Component Score (factored) | Total Deductions |
|------|--------------|--------|-----------------|---------------------|---------------------|--|------------------|
| 14 | Cecilia TÖRN | FIN | 4 | 60.54 | 24.98 | 36.56 | -1.00 |

| # | Executed Elements | Info | Base Value | GOE | The Judges Panel (in random order) | | | | | | | | | Ref | Scores of Panel |
|----|-------------------|------|--------------|-------|------------------------------------|----|----|----|----|----|----|----|----|-----|-----------------|
| 1 | 2Lo | | 1.80 | 0.26 | 2 | 1 | 1 | 2 | 1 | 0 | 0 | 1 | 0 | | 2.06 |
| 2 | 2S | | 1.40 | -0.20 | -1 | -1 | -1 | 0 | -2 | -1 | -1 | -1 | -1 | | 1.20 |
| 3 | 3T< | < | 2.90 | -1.80 | -3 | -2 | -2 | -2 | -3 | -3 | -2 | -3 | -3 | | 1.10 |
| 4 | LSp2 | | 1.90 | 0.50 | 1 | 1 | 1 | 1 | 2 | 1 | 1 | 1 | 1 | | 2.40 |
| 5 | 2Lz | | 2.10 | 0.34 | 1 | 2 | 1 | 2 | 1 | 1 | 0 | 1 | 1 | | 2.44 |
| 6 | 2F | | 1.80 | 0.17 | 1 | 0 | 1 | 1 | 0 | 0 | 0 | 1 | 1 | | 1.97 |
| 7 | ChSp1 | | 2.00 | 0.29 | 1 | 1 | -1 | 1 | 0 | 0 | 0 | 0 | 0 | | 2.29 |
| 8 | 2A+2A+SEQ | | 5.81 x | -1.36 | -3 | -3 | -3 | -2 | -2 | -3 | -3 | -2 | -3 | | 4.45 |
| 9 | FCSp1 | | 1.90 | 0.00 | 0 | -1 | 1 | 0 | 0 | 0 | 0 | 0 | 0 | | 1.90 |
| 10 | 1S | | 0.44 x | -0.27 | -3 | -2 | -3 | -2 | -3 | -3 | -3 | -2 | -3 | | 0.17 |
| 11 | SIS1 | | 1.80 | 0.21 | 1 | 0 | 1 | 1 | 0 | 0 | 0 | 1 | 0 | | 2.01 |
| 12 | CCoSp3 | | 3.00 | -0.01 | 0 | 1 | 0 | 2 | -1 | 0 | -1 | -1 | 0 | | 2.99 |
| | | | 26.85 | | | | | | | | | | | | 24.98 |

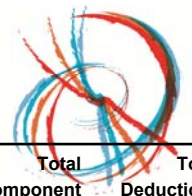
| Program Components | Factor | | | | | | | | | | | | |
|--|--------------|------|------|------|------|------|------|------|------|------|--|--|--------------|
| Skating Skills | 1.60 | 4.25 | 5.50 | 4.75 | 4.75 | 5.00 | 5.00 | 3.75 | 4.00 | 5.25 | | | 4.71 |
| Transition / Linking Footwork | 1.60 | 3.50 | 4.75 | 4.00 | 4.75 | 5.00 | 4.75 | 3.50 | 4.25 | 4.75 | | | 4.39 |
| Performance / Execution | 1.60 | 4.00 | 5.50 | 4.25 | 4.00 | 4.75 | 4.50 | 3.75 | 4.75 | 4.50 | | | 4.39 |
| Choreography / Composition | 1.60 | 4.50 | 5.25 | 4.50 | 4.75 | 5.25 | 4.75 | 3.75 | 4.50 | 5.00 | | | 4.75 |
| Interpretation | 1.60 | 4.25 | 5.00 | 4.50 | 4.50 | 5.00 | 5.00 | 3.75 | 4.25 | 4.75 | | | 4.61 |
| Judges Total Program Component Score (factored) | | | | | | | | | | | | | 36.56 |
| Deductions: | Falls: -1.00 | | | | | | | | | | | | -1.00 |

< Under-rotated jump x Credit for highlight distribution, base value multiplied by 1.1

Official ISU Sponsors



ISU EUROPEAN FIGURE SKATING CHAMPIONSHIPS® 2011
 PRELIMINARY JUDGES REPORT FOR SKATERS / SWITZERLAND



| Rank | Name | Nation | Starting Number | Total Segment Score | Total Element Score | Total Program Component Score (factored) | Total Deductions |
|------|-------------|--------|-----------------|---------------------|---------------------|--|------------------|
| 15 | Marina SEEH | SRB | 2 | 58.30 | 30.35 | 27.95 | 0.00 |

| # | Executed Elements | Info | Base Value | GOE | The Judges Panel (in random order) | | | | | | | | | Ref | Scores of Panel |
|----|-------------------|------|--------------|-------|------------------------------------|----|----|----|----|----|----|----|----|-----|-----------------|
| 1 | 3Lo< | < | 3.60 | -2.10 | -3 | -3 | -3 | -3 | -3 | -3 | -2 | -3 | -3 | | 1.50 |
| 2 | 2S | | 1.40 | 0.03 | 0 | 1 | 1 | 0 | 0 | 0 | 0 | 0 | 0 | | 1.43 |
| 3 | 2A | | 3.30 | -0.36 | 0 | 0 | -1 | -1 | -1 | 0 | -1 | -1 | -1 | | 2.94 |
| 4 | FSSp4 | | 3.00 | -0.09 | 0 | 0 | 0 | 1 | -1 | 0 | -1 | -1 | 0 | | 2.91 |
| 5 | 2A | | 3.30 | -1.00 | -2 | -2 | -2 | -2 | -2 | -2 | -3 | -2 | -2 | | 2.30 |
| 6 | 2F+1T+2Lo | | 4.40 x | -0.43 | -1 | 0 | -1 | -2 | -2 | -1 | -2 | -1 | -2 | | 3.97 |
| 7 | CCoSp4 | | 3.50 | 0.36 | 1 | 1 | 1 | -1 | 0 | 1 | 1 | 0 | 1 | | 3.86 |
| 8 | 2F+1T | | 2.42 x | -0.21 | 0 | -1 | -1 | -1 | -1 | 0 | -2 | -1 | 0 | | 2.21 |
| 9 | ChSp1 | | 2.00 | 0.29 | 0 | 1 | 1 | 0 | 0 | 1 | 0 | 0 | 0 | | 2.29 |
| 10 | 2Lo | | 1.98 x | -0.51 | -2 | -2 | -1 | -1 | -2 | -2 | -1 | -2 | -2 | | 1.47 |
| 11 | FCCoSp3 | | 3.00 | 0.21 | 0 | 1 | 1 | 1 | 0 | 0 | 1 | 0 | 0 | | 3.21 |
| 12 | CiSt2 | | 2.30 | -0.04 | 0 | 1 | 0 | -1 | 0 | 0 | 0 | -1 | 0 | | 2.26 |
| | | | 34.20 | | | | | | | | | | | | 30.35 |

| Program Components | Factor | | | | | | | | | | | | | |
|--|--------|------|------|------|------|------|------|------|------|------|--|--|--------------|------|
| Skating Skills | 1.60 | 3.50 | 4.25 | 3.75 | 4.00 | 3.00 | 4.00 | 4.25 | 3.25 | 3.50 | | | | 3.75 |
| Transition / Linking Footwork | 1.60 | 3.25 | 3.25 | 3.25 | 3.50 | 2.50 | 3.50 | 3.50 | 2.75 | 3.25 | | | | 3.25 |
| Performance / Execution | 1.60 | 3.50 | 3.75 | 3.50 | 3.75 | 2.75 | 3.75 | 3.75 | 3.25 | 3.50 | | | | 3.57 |
| Choreography / Composition | 1.60 | 3.25 | 3.75 | 3.75 | 3.75 | 3.00 | 3.75 | 3.75 | 3.50 | 3.00 | | | | 3.54 |
| Interpretation | 1.60 | 3.25 | 3.75 | 3.50 | 3.75 | 2.75 | 3.50 | 3.50 | 2.75 | 3.25 | | | | 3.36 |
| Judges Total Program Component Score (factored) | | | | | | | | | | | | | 27.95 | |
| Deductions: | | | | | | | | | | | | | 0.00 | |

< Under-rotated jump x Credit for highlight distribution, base value multiplied by 1.1

| Rank | Name | Nation | Starting Number | Total Segment Score | Total Element Score | Total Program Component Score (factored) | Total Deductions |
|------|-------------------|--------|-----------------|---------------------|---------------------|--|------------------|
| 16 | Katherine HADFORD | HUN | 1 | 57.51 | 24.38 | 34.13 | -1.00 |

| # | Executed Elements | Info | Base Value | GOE | The Judges Panel (in random order) | | | | | | | | | Ref | Scores of Panel |
|----|-------------------|------|--------------|-------|------------------------------------|----|----|----|----|----|----|----|----|-----|-----------------|
| 1 | 3S+2T+2Lo | | 7.40 | -0.10 | 0 | 0 | -1 | 0 | 0 | 0 | -1 | 0 | 0 | | 7.30 |
| 2 | 3T<<+2T | << | 2.80 | -0.40 | -2 | -2 | -2 | -2 | -2 | -2 | -2 | -1 | -2 | | 2.40 |
| 3 | 1A | | 1.10 | 0.03 | 0 | 1 | 0 | 0 | 1 | 0 | 0 | 0 | 0 | | 1.13 |
| 4 | 3T<< | << | 1.40 | -0.60 | -3 | -3 | -3 | -3 | -3 | -3 | -3 | -3 | -3 | | 0.80 |
| 5 | 2S | | 1.40 | -0.40 | -2 | -2 | -2 | -2 | -2 | -2 | -2 | -2 | -2 | | 1.00 |
| 6 | 2Lo<< | << | 0.55 x | -0.27 | -2 | -3 | -3 | -3 | -3 | -2 | -3 | -2 | -3 | | 0.28 |
| 7 | FCSp2 | | 2.30 | -0.17 | -1 | -2 | 1 | -1 | 0 | 0 | 0 | -1 | -1 | | 2.13 |
| 8 | 1Lo | | 0.55 x | -0.27 | -2 | -3 | -2 | -3 | -3 | -2 | -3 | -3 | -3 | | 0.28 |
| 9 | ChSp | | 0.00 | 0.00 | - | - | - | - | - | - | - | - | - | | 0.00 |
| 10 | CCoSp3 | | 3.00 | 0.43 | 1 | 0 | 2 | 1 | 1 | 1 | 1 | 0 | 1 | | 3.43 |
| 11 | CiSt2 | | 2.30 | 0.14 | 0 | 1 | 0 | 0 | 1 | 1 | 0 | 0 | 0 | | 2.44 |
| 12 | LSp3 | | 2.40 | 0.79 | 2 | 1 | 2 | 1 | 2 | 2 | 1 | 2 | 1 | | 3.19 |
| | | | 25.20 | | | | | | | | | | | | 24.38 |

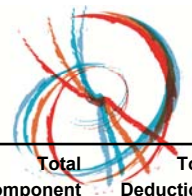
| Program Components | Factor | | | | | | | | | | | | | |
|--|--------------|------|------|------|------|------|------|------|------|------|--|--|--------------|------|
| Skating Skills | 1.60 | 4.75 | 4.75 | 5.00 | 4.50 | 4.00 | 4.00 | 4.00 | 4.25 | 4.75 | | | | 4.43 |
| Transition / Linking Footwork | 1.60 | 4.50 | 4.00 | 3.75 | 4.25 | 3.50 | 4.25 | 3.75 | 4.00 | 4.25 | | | | 4.04 |
| Performance / Execution | 1.60 | 5.25 | 4.50 | 4.50 | 3.75 | 4.00 | 4.50 | 4.00 | 4.00 | 4.50 | | | | 4.29 |
| Choreography / Composition | 1.60 | 5.00 | 4.50 | 4.25 | 4.25 | 4.25 | 4.50 | 4.00 | 4.25 | 4.50 | | | | 4.36 |
| Interpretation | 1.60 | 4.75 | 4.25 | 4.25 | 3.75 | 3.75 | 4.50 | 4.25 | 4.25 | 4.25 | | | | 4.21 |
| Judges Total Program Component Score (factored) | | | | | | | | | | | | | 34.13 | |
| Deductions: | Falls: -1.00 | | | | | | | | | | | | -1.00 | |

<< Downgraded jump x Credit for highlight distribution, base value multiplied by 1.1

Official ISU Sponsors



ISU EUROPEAN FIGURE SKATING CHAMPIONSHIPS® 2011
 PRELIMINARY JUDGES' SCORES PER SKATER



| Rank | Name | Nation | Starting Number | Total Segment Score | Total Element Score | Total Program Component Score (factored) | Total Deductions |
|------|------------------|--------|-----------------|---------------------|---------------------|--|------------------|
| 17 | Georgia GLASTRIS | GRE | 10 | 57.37 | 27.84 | 30.53 | -1.00 |

| # | Executed Elements | Info | Base Value | GOE | The Judges Panel (in random order) | | | | | | | | | | Ref | Scores of Panel |
|----|-------------------|------|--------------|-------|------------------------------------|----|----|----|----|----|----|----|----|------|--------------|-----------------|
| 1 | 3S< | < | 2.90 | -2.00 | -3 | -3 | -2 | -2 | -3 | -3 | -3 | -3 | -3 | -3 | 0.90 | |
| 2 | 3Lo<< | << | 1.80 | -0.90 | -3 | -3 | -3 | -3 | -3 | -3 | -3 | -3 | -3 | 0.90 | | |
| 3 | 3S+1Lo+2S | | 6.10 | -0.50 | 0 | -2 | -1 | -2 | 0 | -1 | -1 | 0 | 0 | 5.60 | | |
| 4 | CCoSp2 | | 2.50 | -0.01 | -1 | -1 | -1 | 0 | 1 | 0 | 0 | 1 | 0 | 2.49 | | |
| 5 | ChSp1 | | 2.00 | 0.57 | 0 | 0 | 0 | 1 | 1 | 0 | 1 | 1 | 1 | 2.57 | | |
| 6 | 1A | | 1.21 x | 0.00 | -1 | 0 | 0 | 0 | 0 | 0 | 0 | 0 | 0 | 1.21 | | |
| 7 | 2F+1T | | 2.42 x | 0.00 | 0 | 0 | 0 | 1 | 0 | -1 | 0 | 0 | 0 | 2.42 | | |
| 8 | FCSp2 | | 2.30 | -0.04 | -1 | 0 | -1 | 0 | 0 | 0 | 0 | 0 | 0 | 2.26 | | |
| 9 | 2Lz+1T | | 2.75 x | -0.26 | -1 | -1 | -1 | 0 | 0 | -1 | -1 | -1 | -1 | 2.49 | | |
| 10 | 2F | | 1.98 x | 0.04 | 0 | 0 | 0 | 0 | 1 | 0 | 0 | 1 | 0 | 2.02 | | |
| 11 | SIS2 | | 2.30 | 0.07 | 0 | 0 | 0 | 1 | 1 | 0 | 0 | 0 | 0 | 2.37 | | |
| 12 | LSp3 | | 2.40 | 0.21 | 0 | 1 | 0 | 0 | 1 | 0 | 0 | 1 | 1 | 2.61 | | |
| | | | 30.66 | | | | | | | | | | | | 27.84 | |

| Program Components | Factor | | | | | | | | | | | |
|--|--------------|------|------|------|------|------|------|------|------|------|------|--------------|
| Skating Skills | 1.60 | 3.50 | 3.50 | 3.25 | 4.00 | 3.75 | 3.75 | 3.75 | 3.75 | 4.50 | 3.71 | |
| Transition / Linking Footwork | 1.60 | 3.00 | 3.25 | 3.25 | 3.75 | 3.50 | 4.25 | 3.50 | 3.25 | 3.75 | 3.46 | |
| Performance / Execution | 1.60 | 3.75 | 3.50 | 3.50 | 4.75 | 3.75 | 4.00 | 4.00 | 4.25 | 4.25 | 3.93 | |
| Choreography / Composition | 1.60 | 3.25 | 3.50 | 3.50 | 4.00 | 4.00 | 4.00 | 4.25 | 3.75 | 4.25 | 3.86 | |
| Interpretation | 1.60 | 3.50 | 3.50 | 3.75 | 4.50 | 4.25 | 4.50 | 4.25 | 4.25 | 4.25 | 4.11 | |
| Judges Total Program Component Score (factored) | | | | | | | | | | | | 30.53 |
| Deductions: | Falls: -1.00 | | | | | | | | | | | -1.00 |

< Under-rotated jump << Downgraded jump x Credit for highlight distribution, base value multiplied by 1.1

| Rank | Name | Nation | Starting Number | Total Segment Score | Total Element Score | Total Program Component Score (factored) | Total Deductions |
|------|----------------|--------|-----------------|---------------------|---------------------|--|------------------|
| 18 | Sabina MARIUTA | ROU | 5 | 47.38 | 19.89 | 27.49 | 0.00 |

| # | Executed Elements | Info | Base Value | GOE | The Judges Panel (in random order) | | | | | | | | | | Ref | Scores of Panel |
|----|-------------------|------|--------------|-------|------------------------------------|----|----|----|----|----|----|----|----|------|--------------|-----------------|
| 1 | 2A+2T | | 4.70 | 0.21 | 0 | 0 | 0 | 1 | 0 | 0 | 1 | 1 | 1 | 4.91 | | |
| 2 | 2Lo | | 1.80 | -0.39 | -1 | -2 | -1 | -1 | -2 | -1 | -1 | -1 | -2 | 1.41 | | |
| 3 | 3S<< | << | 1.40 | -0.60 | -3 | -3 | -3 | -3 | -3 | -3 | -3 | -2 | -3 | 0.80 | | |
| 4 | 2T | | 1.40 | 0.00 | 0 | 0 | -1 | 0 | 0 | 0 | 0 | 0 | 0 | 1.40 | | |
| 5 | 2A | | 3.30 | -0.71 | -1 | -1 | -2 | -1 | -2 | -1 | -1 | -2 | -2 | 2.59 | | |
| 6 | ChSp1 | | 2.00 | 0.43 | 0 | 1 | 0 | 1 | 0 | -1 | 1 | 1 | 0 | 2.43 | | |
| 7 | LSp1 | | 1.50 | -0.64 | -2 | -2 | -2 | -2 | -3 | -3 | -2 | -2 | -2 | 0.86 | | |
| 8 | 1Lz+1T | | 1.10 x | -0.04 | 0 | -1 | -1 | 0 | -1 | 0 | 0 | -1 | 0 | 1.06 | | |
| 9 | FSSp | | 0.00 | 0.00 | - | - | - | - | - | - | - | - | - | 0.00 | | |
| 10 | SIS1 | | 1.80 | 0.07 | 0 | 0 | 0 | 1 | 0 | 1 | 0 | 0 | 0 | 1.87 | | |
| 11 | 1Lz | | 0.66 x | -0.01 | -1 | 0 | -1 | 0 | 0 | 0 | 0 | 0 | 0 | 0.65 | | |
| 12 | CCoSp1 | | 2.00 | -0.09 | 0 | 0 | 0 | 0 | -1 | -2 | -1 | 0 | 0 | 1.91 | | |
| | | | 21.66 | | | | | | | | | | | | 19.89 | |


| Program Components | Factor | | | | | | | | | | | |
|--|--------|------|------|------|------|------|------|------|------|------|------|--------------|
| Skating Skills | 1.60 | 3.50 | 4.00 | 3.75 | 3.75 | 4.00 | 3.25 | 3.75 | 4.00 | 3.25 | 3.71 | |
| Transition / Linking Footwork | 1.60 | 3.25 | 3.50 | 3.00 | 3.00 | 3.25 | 3.00 | 3.50 | 3.25 | 3.00 | 3.18 | |
| Performance / Execution | 1.60 | 3.25 | 3.75 | 3.00 | 3.25 | 3.75 | 3.50 | 3.25 | 3.75 | 3.50 | 3.46 | |
| Choreography / Composition | 1.60 | 3.25 | 3.75 | 3.50 | 3.50 | 3.75 | 3.00 | 3.50 | 3.50 | 3.25 | 3.46 | |
| Interpretation | 1.60 | 3.50 | 3.50 | 3.00 | 3.50 | 3.50 | 3.25 | 3.25 | 3.25 | 3.25 | 3.36 | |
| Judges Total Program Component Score (factored) | | | | | | | | | | | | 27.49 |
| Deductions: | | | | | | | | | | | | 0.00 |

<< Downgraded jump x Credit for highlight distribution, base value multiplied by 1.1

Official ISU Sponsors



ISU EUROPEAN FIGURE SKATING CHAMPIONSHIPS® 2011
 PRELIMINARY JUDGES REPORT - SKATER Bern / Switzerland



| Rank | Name | Nation | Starting Number | Total Segment Score | Total Element Score | Program Component Score (factored) | Total Deductions |
|------|--------------|--------|-----------------|---------------------|---------------------|------------------------------------|------------------|
| 19 | Mirna LIBRIC | CRO | 3 | 45.91 | 20.27 | 25.64 | 0.00 |

| # | Executed Elements | Info | Base Value | GOE | The Judges Panel (in random order) | | | | | | | | | | Ref | Scores of Panel | |
|----|-------------------|------|--------------|-------|------------------------------------|----|----|----|----|----|----|----|----|----|--------------|-----------------|------|
| 1 | 3T | | 4.10 | -1.40 | -2 | -2 | -2 | -2 | -2 | -2 | -2 | -2 | -2 | -2 | -2 | | 2.70 |
| 2 | 2A+SEQ | | 2.64 | -0.71 | -1 | -1 | -2 | -2 | -2 | -1 | -1 | -1 | -1 | -2 | | 1.93 | |
| 3 | 1S | | 0.40 | 0.00 | 0 | -1 | 0 | 0 | 0 | 0 | 0 | 0 | 0 | 0 | | 0.40 | |
| 4 | CCoSp2 | | 2.50 | -0.09 | 0 | -1 | -1 | 1 | -1 | 0 | 0 | 0 | 0 | 0 | | 2.41 | |
| 5 | 1T | | 0.40 | -0.01 | 0 | -1 | 0 | 0 | -1 | 0 | 0 | 0 | 0 | 0 | | 0.39 | |
| 6 | FCSp3 | | 2.80 | -0.04 | 0 | 0 | -1 | 0 | 0 | -1 | 0 | 0 | 0 | 0 | | 2.76 | |
| 7 | ChSp1 | | 2.00 | 0.00 | 0 | 0 | 0 | 1 | 0 | 0 | 0 | 0 | 0 | 0 | | 2.00 | |
| 8 | 1A | | 1.21 x | -0.09 | 0 | -1 | 0 | 0 | -1 | -1 | 0 | 0 | -1 | | 1.12 | | |
| 9 | SiSt2 | | 2.30 | 0.00 | 0 | -1 | 0 | 0 | 0 | 0 | 0 | 0 | 0 | | 2.30 | | |
| 10 | 1F | | 0.55 x | 0.00 | 0 | 0 | 0 | 0 | -1 | 0 | 0 | 0 | 0 | | 0.55 | | |
| 11 | 2F | | 1.98 x | 0.00 | 0 | 0 | 0 | 0 | 0 | 0 | 0 | 1 | 0 | | 1.98 | | |
| 12 | CUSp1 | | 1.70 | 0.03 | 0 | 0 | 0 | 1 | -1 | -1 | 0 | 1 | 0 | | 1.73 | | |
| | | | 22.58 | | | | | | | | | | | | 20.27 | | |

| Program Components | Factor | The Judges Panel (in random order) | | | | | | | | | | Judges Total Program Component Score (factored) |
|--|--------|------------------------------------|------|------|------|------|------|------|------|------|--|---|
| Skating Skills | 1.60 | 3.00 | 3.50 | 3.75 | 3.50 | 3.50 | 3.50 | 4.00 | 4.00 | 3.25 | | 3.57 |
| Transition / Linking Footwork | 1.60 | 2.75 | 2.50 | 3.00 | 3.00 | 3.00 | 2.75 | 3.50 | 3.00 | 2.75 | | 2.89 |
| Performance / Execution | 1.60 | 3.00 | 2.50 | 3.00 | 3.25 | 3.50 | 3.25 | 3.75 | 3.75 | 3.00 | | 3.25 |
| Choreography / Composition | 1.60 | 3.00 | 3.25 | 3.50 | 3.00 | 3.25 | 2.75 | 3.75 | 3.25 | 3.00 | | 3.18 |
| Interpretation | 1.60 | 3.00 | 2.50 | 3.25 | 3.25 | 3.25 | 3.00 | 3.50 | 3.25 | 3.00 | | 3.14 |
| Judges Total Program Component Score (factored) | | | | | | | | | | | | 25.64 |

Deductions: 0.00

x Credit for highlight distribution, base value multiplied by 1.1

Printed: 1/25/2011 1:12:32PM

Official ISU Sponsors





Dear Friends

It's been a great pleasure of hosting you in Bern. Your performances have moved us all and have made the work that the organizing committee has done more than worthwhile. The emotions, the backstage tension have kept our spirits fresh despite the short nights and long days.

We sincerely hope you have enjoyed your stay in Bern and you will take home good memories. We hope that you felt the support of the public and everyone working for the event.

Hopefully you have had time to look around in our city, the Capital of Switzerland and had an opportunity to visit the old town and enjoy the sights of this UNESCO heritage site. Luckily the weather has been kind to us most of the days and provided a scenic backdrop in a form of Swiss Alps.

The Swiss Ice Skating Union celebrates its 100th birthday this year, being the oldest sports federation in Switzerland. This is truly a major milestone for us and what better way of celebrating it, then hosting the skating family from all over Europe and organizing the ISU European Figure Skating Championships.

Next to our anniversary this has been a significant event, with introduction of the preliminary rounds and the short dance in ice dance event. The new segment of competition aims to combine the technicality of the compulsory dance and the entertainment of the short program, making ice dance event a two segment event like all the others.

Finally we wish you a pleasant and safe journey home and good luck to all of you for the rest of the season and beyond.

Roland Wehinger

President of the Organizing Committee
President of the Schweizer Eislauf-Verband

Official ISU Sponsors

