

# Spring Cup 2014

## BOYS - PRE-CHICKS A

22 mar 2014	Free Skating
-------------	--------------

Size of Skating Area	:	30m*60m
Ice Conditions	:	very good
Number of Entries	:	1
Number of Participants	:	1

Entry Withdrawn	:	
-----------------	---	--

<b>Free Skating</b>			
Duration	:	2:00	+ - 10 Sec.
Segment Factor	:	1,00	
<b>Program Component Factors</b>			
		Skating Skills	2.00
		Transitions/Linking Footwork/Movemen	2.00
		Performance/Execution	2.00

# Spring Cup 2014

## PANEL OF JUDGES

### BOYS - PRE-CHICKS A

#### Officials

<b>Technical Controller</b>	Ms. Ekaterina SEROVA	BLR
<b>Technical Specialist</b>	Ms. Olga UVAZHANAYA	BLR

#### Judges

<b>Referee</b>	Mr. Alexei SHIRSHOV	BLR
<b>Judge No.1</b>	Mr. Alexei SHIRSHOV	BLR
<b>Judge No.2</b>	Ms. Galina VALEEVA	BLR
<b>Judge No.3</b>	Ms. Ekaterina KALENDA	BLR

#### Data/Replay Operator

<b>Data Operator</b>	Mr. Denis SOROKIN	BLR
<b>Replay Operator</b>	Mr. Ivan GORLOV	BLR

# Spring Cup 2014

## RESULTS

### BOYS - PRE-CHICKS A FINAL RESULT

Pl.	Name	Nation	Total Score	FS
1	Ilya STEPAN'KOV Minsk	BLR	27,44	1

**Mr. Alexei SHIRSHOV BLR**

Referee

Printed: 22.03.2014 12:05:30



**Ms. Ekaterina SEROVA BLR**

Technical Controller



# Spring Cup 2014

## STARTING ORDER

### BOYS - PRE-CHICKS A FREE SKATING

Starting Number	Name	Nation
1	Il'ya STEPAN'KOV Minsk	BLR

printed at: 26.03.2014 19:01:52

# Spring Cup 2014

## RESULTS

### BOYS - PRE-CHICKS A FREE SKATING

Pl.	Name	Nation	Total Segment Score
1	Il'ya STEPAN'KOV	BLR	27.44

Printed: 26.03.2014 19:01:58

# BOYS - PRE-CHICKS A

## RESULT DETAILS FREE SKATING

Pl.	Name	Nation	Total Segment Score =	Total Element Score +	Tot. Prog. Comp. Score * +	SS	TR	PE			Deduct.
1	Il'ya STEPAN'KOV	BLR	27.44	11.10	16.34	2.75	2.50	2.92	0.00	0.00	0.00

SS = Skating Skills

TR = Transitions/Linking Footwork/Movement

PE = Performance/Execution

\* = factored score

Printed: 26.03.2014 19:02:02

# Spring Cup 2014 Deduction Protocol

## BOYS - PRE-CHICKS A FREE SKATING

#	Name	Nation	Deductions							Total
			Costume/ Prop violation	Time violation	Music violation	Illegal element/m ovement	Falls	Interruption in excess	Costume failure	
1	Il'ya STEPAN'KOV	BLR								0.0

Mr. Alexei SHIRSHOV BLR  
Referee

Ms. Ekaterina SEROVA BLR  
Technical Controller

Printed: 26.03.2014 19:02:06

# Spring Cup 2014

## BOYS - PRE-CHICKS A FREE SKATING

## JUDGES DETAILS PER SKATER

Rank	Name	Nation	Starting Number	Total Segment Score	Total Element Score	Program Score (factored)	Total Component Score (factored)	Total Deductions
1	Il'ya STEPAN'KOV	BLR	1	27.44	11.10		16.34	0.00

#	Executed Elements	Info	Base Value	GOE	J1	J2	J3	J4	J5	J6	J7	J8	J9	Ref	Scores of Panel
1	1A+1T		1.50	0.00	0	0	0								1.50
2	1Lz		0.60	0.00	0	0	0								0.60
3	FCSSp2		2.30	0.00	0	0	0								2.30
4	1F+1Lo		1.00	-0.03	0	0	-1								0.97
5	1A		1.10	0.13	0	1	1								1.23
6	CCoSp2		2.50	0.50	1	1	1								3.00
7	StSqB		1.50	0.00	0	0	0								1.50
			<b>10.50</b>												<b>11.10</b>
	<b>Program Components</b>			Factor											
	Skating Skills			2.00	2.75	2.75	2.75								2.75
	Transitions/Linking Footwork/Movement			2.00	2.50	2.50	2.50								2.50
	Performance/Execution			2.00	2.75	3.00	3.00								2.92
	<b>Judges Total Program Component Score (factored)</b>														<b>16.34</b>

<b>Deductions</b>	<b>0.00</b>
-------------------	-------------

printed: 26.03.2014 19:02:10



# Spring Cup 2014

## GIRLS - PRE-CHICKS B

21 map 2014	Free Skating
-------------	--------------

Size of Skating Area	:	30m*60m
Ice Conditions	:	very good
Number of Entries	:	4
Number of Participants	:	4

Entry Withdrawn	:	
-----------------	---	--

<b>Free Skating</b>		
Duration	:	4:00 +- 10 Sec.
Segment Factor	:	1,00
<b>Program Component Factors</b>	Skating Skills	1.60
	Transitions/Linking Footwork/Movemen	1.60
	Performance/Execution	1.60
	Choreography/Composition	1.60
	Interpretation	1.60

# Spring Cup 2014

## PANEL OF JUDGES

### GIRLS - PRE-CHICKS B

#### Officials

<b>Technical Controller</b>	Ms. Elena SAVOSTOVA	BLR
<b>Technical Specialist</b>	Ms. Olga UVAZHANAYA	BLR

#### Judges

<b>Referee</b>	Mr. Alexei SHIRSHOV	BLR
<b>Judge No.1</b>	Mr. Alexei SHIRSHOV	BLR
<b>Judge No.2</b>	Ms. Galina VALEEVA	BLR
<b>Judge No.3</b>	Ms. Ekaterina KALENDA	BLR

#### Data/Replay Operator

<b>Data Operator</b>	Mr. Denis SOROKIN	BLR
<b>Replay Operator</b>	Mr. Ivan GORLOV	BLR

# Spring Cup 2014

## RESULTS

### GIRLS - PRE-CHICKS B FINAL RESULT

Pl. Name	Nation	Total Score	FS
1 Nika ARTSIMENJA Minsk	BLR	13,09	1
2 Ruslana ALEKSANDRONETS Gomel	BLR	12,97	2
3 Alina VASIL'EVA Gomel	BLR	11,08	3
4 Veronika SIMANOVICH Gomel	BLR	8,79	4

**Mr. Alexei SHIRSHOV BLR**

Referee

Printed: 21.03.2014 13:18:34



**Ms. Elena SAVOSTOVA BLR**

Technical Controller



# Spring Cup 2014

## STARTING ORDER

### GIRLS - PRE-CHICKS B FREE SKATING

Starting Number	Name	Nation
1	Alina VASIL'EVA Gomel	BLR
2	Ruslana ALEKSANDRONETS Gomel	BLR
3	Nika ARTSIMENJA Minsk	BLR
4	Veronika SIMANOVICH Gomel	BLR

printed at: 26.03.2014 19:06:39

## Spring Cup 2014

### RESULTS

#### GIRLS - PRE-CHICKS B FREE SKATING

Pl.	Name	Nation	Total Segment Score
1	Nika ARTSIMENJA	BLR	12.07
2	Ruslana ALEKSANDRONETS	BLR	12.00
3	Alina VASIL'EVA	BLR	10.67
4	Veronika SIMANOVICH	BLR	7.93

Printed: 26.03.2014 19:06:43

# GIRLS - PRE-CHICKS B

## RESULT DETAILS FREE SKATING

Pl.	Name	Nation	Total Segment Score =	Total Element Score +	Tot. Prog. Comp. Score * +	SS	TR	PE	CH	IN	Deduct. -
1	Nika ARTSIMENJA	BLR	12.07	4.80	8.27	1.92	1.50	1.75	0.00	0.00	1.00
2	Ruslana ALEKSANDRONETS	BLR	12.00	5.54	7.46	1.75	1.33	1.58	0.00	0.00	1.00
3	Alina VASIL'EVA	BLR	10.67	4.13	6.54	1.42	1.17	1.50	0.00	0.00	0.00
4	Veronika SIMANOVICH	BLR	7.93	3.20	5.73	1.33	1.00	1.25	0.00	0.00	1.00

SS = Skating Skills

TR = Transitions/Linking Footwork/Movement

PE = Performance/Execution

CH = Choreography/Composition

IN = Interpretation

\* = factored score

Printed: 26.03.2014 19:06:48

# Spring Cup 2014

## Deduction Protocol

### GIRLS - PRE-CHICKS B FREE SKATING

# Name	Nation	Deductions							Total
		Costume/ Prop violation	Time violation	Music violation	Illegal element/m ovement	Falls	Interruption in excess	Costume failure	
1 Alina VASIL'EVA	BLR								0.0
2 Ruslana ALEKSANDRONETS	BLR					1.0			1.0
3 Nika ARTSIMENJA	BLR					1.0			1.0
4 Veronika SIMANOVICH	BLR					1.0			1.0

Mr. Alexei SHIRSHOV BLR  
Referee

Ms. Elena SAVOSTOVA BLR  
Technical Controller

# Spring Cup 2014

## GIRLS - PRE-CHICKS B FREE SKATING

## JUDGES DETAILS PER SKATER

Rank	Name	Nation	Starting Number	Total Segment Score	Total Element Score	Program Score (factored)	Total Component Score (factored)	Total Deductions
1	Nika ARTSIMENJA	BLR	3	12.07	4.80		8.27	1.00

#	Executed Elements	Info	Base Value	GOE	J1	J2	J3	J4	J5	J6	J7	J8	J9	Ref	Scores of Panel
1	1S+1Lo		0.90	0.00	0	0	0								0.90
2	1F	e	0.50	-0.30	-3	-3	-3								0.20
3	CoSp		0.00	0.00	-	-	-								0.00
4	StSqB		1.50	0.00	0	0	0								1.50
5	1Lo		0.50	-0.07	0	-1	-1								0.43
6	1S+1T		0.80	-0.03	-1	0	0								0.77
7	USpB		1.00	0.00	0	0	0								1.00
			<b>5.20</b>												<b>4.80</b>
	<b>Program Components</b>			Factor											
	Skating Skills			1.60	1.75	2.00	2.00								1.92
	Transitions/Linking Footwork/Movement			1.60	1.50	1.50	1.50								1.50
	Performance/Execution			1.60	1.75	1.75	1.75								1.75
	Choreography/Composition			1.60	0.00	0.00	0.00								
	Interpretation			1.60	0.00	0.00	0.00								
	<b>Judges Total Program Component Score (factored)</b>														<b>8.27</b>

<b>Deductions</b>	Falls: -1.00	<b>-1.00</b>
-------------------	--------------	--------------

e Jump take off with wrong edge

Rank	Name	Nation	Starting Number	Total Segment Score	Total Element Score	Program Score (factored)	Total Component Score (factored)	Total Deductions
2	Ruslana ALEKSANDRONETS	BLR	2	12.00	5.54		7.46	1.00

#	Executed Elements	Info	Base Value	GOE	J1	J2	J3	J4	J5	J6	J7	J8	J9	Ref	Scores of Panel
1	1T		0.40	-0.10	-1	-1	-1								0.30
2	USpB		1.00	-0.20	0	-1	-1								0.80
3	1F		0.50	-0.10	-1	-1	-1								0.40
4	1S+1T		0.80	-0.03	0	-1	0								0.77
5	CoSp1		1.70	-0.20	0	-1	-1								1.50
6	StSqB		1.50	-0.10	0	0	-1								1.40
7	1S		0.40	-0.03	0	0	-1								0.37
			<b>6.30</b>												<b>5.54</b>
	<b>Program Components</b>			Factor											
	Skating Skills			1.60	2.00	1.75	1.50								1.75
	Transitions/Linking Footwork/Movement			1.60	1.50	1.25	1.25								1.33
	Performance/Execution			1.60	1.75	1.50	1.50								1.58
	Choreography/Composition			1.60	0.00	0.00	0.00								
	Interpretation			1.60	0.00	0.00	0.00								
	<b>Judges Total Program Component Score (factored)</b>														<b>7.46</b>

<b>Deductions</b>	Falls: -1.00	<b>-1.00</b>
-------------------	--------------	--------------



# Spring Cup 2014

## GIRLS - PRE-CHICKS B FREE SKATING

## JUDGES DETAILS PER SKATER

Rank	Name	Nation	Starting Number	Total Segment Score	Total Element Score	Program Score (factored)	Total Component Score (factored)	Total Deductions
3	Alina VASIL'EVA	BLR	1	10.67	4.13		6.54	0.00

#	Executed Elements	Info	Base Value	GOE	J1	J2	J3	J4	J5	J6	J7	J8	J9	Ref	Scores of Panel
1	1S		0.40	0.00	0	0	0								0.40
2	1T		0.40	-0.07	-2	0	0								0.33
3	CoSp		0.00	0.00	-	-	-								0.00
4	StSqB		1.50	-0.30	-1	-1	-1								1.20
5	1S+1T		0.80	-0.10	-1	-1	-1								0.70
6	1F		0.50	0.00	0	0	0								0.50
7	USpB		1.00	0.00	0	0	0								1.00
			<b>4.60</b>												<b>4.13</b>
	<b>Program Components</b>			Factor											
	Skating Skills			1.60	1.25	1.50	1.50								1.42
	Transitions/Linking Footwork/Movement			1.60	1.00	1.25	1.25								1.17
	Performance/Execution			1.60	1.25	1.50	1.75								1.50
	Choreography/Composition			1.60	0.00	0.00	0.00								
	Interpretation			1.60	0.00	0.00	0.00								
	<b>Judges Total Program Component Score (factored)</b>														<b>6.54</b>

<b>Deductions</b>															<b>0.00</b>
-------------------	--	--	--	--	--	--	--	--	--	--	--	--	--	--	-------------

Rank	Name	Nation	Starting Number	Total Segment Score	Total Element Score	Program Score (factored)	Total Component Score (factored)	Total Deductions
4	Veronika SIMANOVICH	BLR	4	7.93	3.20		5.73	1.00

#	Executed Elements	Info	Base Value	GOE	J1	J2	J3	J4	J5	J6	J7	J8	J9	Ref	Scores of Panel
1	1S		0.40	-0.10	-1	-1	-1								0.30
2	1F<	<	0.40	-0.23	-3	-2	-2								0.17
3	USpB		1.00	0.33	0	1	1								1.33
4	1T		0.40	-0.23	-3	-2	-2								0.17
5	StSqB		1.50	-0.90	-3	-3	-3								0.60
6	1S+1T		0.80	-0.17	-1	-2	-2								0.63
7	CoSp		0.00	0.00	-	-	-								0.00
			<b>4.50</b>												<b>3.20</b>
	<b>Program Components</b>			Factor											
	Skating Skills			1.60	1.00	1.50	1.50								1.33
	Transitions/Linking Footwork/Movement			1.60	0.75	1.00	1.25								1.00
	Performance/Execution			1.60	1.00	1.25	1.50								1.25
	Choreography/Composition			1.60	0.00	0.00	0.00								
	Interpretation			1.60	0.00	0.00	0.00								
	<b>Judges Total Program Component Score (factored)</b>														<b>5.73</b>

<b>Deductions</b>		Falls: -1.00													<b>-1.00</b>
-------------------	--	--------------	--	--	--	--	--	--	--	--	--	--	--	--	--------------

< Under-rotated jump

printed: 26.03.2014 19:06:58

# Spring Cup 2014

## GIRLS - CHICKS A

22 map 2014	Free Skating
-------------	--------------

Size of Skating Area	:	30m*60m
Ice Conditions	:	very good
Number of Entries	:	15
Number of Participants	:	15

Entry Withdrawn	:	
-----------------	---	--

<b>Free Skating</b>			
Duration	:	2:00	+ - 10 Sec.
Segment Factor	:	1,00	
<b>Program Component Factors</b>			
		Skating Skills	1.70
		Transitions/Linking Footwork/Movemen	1.70
		Performance/Execution	1.70

# Spring Cup 2014

## PANEL OF JUDGES

### GIRLS - CHICKS A

#### Officials

<b>Technical Controller</b>	Ms. Ekaterina SEROVA	BLR
<b>Technical Specialist</b>	Ms. Olga UVAZHANAYA	BLR

#### Judges

<b>Referee</b>	Mr. Alexei SHIRSHOV	BLR
<b>Judge No.1</b>	Mr. Alexei SHIRSHOV	BLR
<b>Judge No.2</b>	Ms. Galina VALEEVA	BLR
<b>Judge No.3</b>	Ms. Ekaterina KALENDA	BLR

#### Data/Replay Operator

<b>Data Operator</b>	Mr. Denis SOROKIN	BLR
<b>Replay Operator</b>	Mr. Ivan GORLOV	BLR

## Spring Cup 2014

### RESULTS

#### GIRLS - CHICKS A FINAL RESULT

Pl.	Name	Nation	Total Score	FS
1	Valeriyia KURLYONAK Minsk	BLR	33,96	1
2	Anna LAVRENOVA Minsk	BLR	28,16	2
3	Milana ROMASHOVA Pruzhanj	BLR	27,85	3
4	Viktoriya EVSEENKO Minsk	BLR	25,94	4
5	Julia VASIL'EVA Pruzhanj	BLR	24,56	5
6	Zlata GOLOVEJCHUK Pruzhanj	BLR	22,46	6
7	Ekaterina GUDEJ Pruzhanj	BLR	20,84	7
8	Ulyana KUTYLOUSKAYA Minsk	BLR	20,09	8
9	Elizaveta OVSYANNIKOVA Gomel	BLR	19,59	9
10	Aleksandra BATSEKNOVA Minsk	BLR	16,28	10
11	Karina SHAVEL' Minsk	BLR	15,16	11
12	Ul'jana TATURA Minsk	BRL	14,58	12
13	Sof'ya KOSHKINA Minsk	BLR	13,32	13
14	Julija ZHIGAL'SKAYA Minsk	BLR	12,93	14
Withdrawn				
	Aliaksandra HRABOUSKAYA Minsk	BLR		

**Mr. Alexei SHIRSHOV BLR**

Referee

Printed: 22.03.2014 13:38:56

**Ms. Ekaterina SEROVA BLR**

Technical Controller

# Spring Cup 2014

## STARTING ORDER

### GIRLS - CHICKS A FREE SKATING

Starting Number	Name	Nation
1	Valeriyia KURLYONAK Minsk	BLR
2	Karina SHAVEL' Minsk	BLR
3	Zlata GOLOVEJCHUK Pruzhany	BLR
4	Elizaveta OVSYANNIKOVA Gomel	BLR
5	Ekaterina GUDEJ Pruzhany	BLR
6	Julia VASIL'EVA Pruzhany	BLR
7	Ul'yana TATURA Minsk	BRL
8	Sof'ya KOSHKINA Minsk	BLR
9	Milana ROMASHOVA Pruzhany	BLR
10	Juliya ZHIGAL'SKAYA Minsk	BLR
11	Aleksandra BATSENKOVA Minsk	BLR
12	Viktoriya EVSEENKO Minsk	BLR
13	Anna LAVRENOVA Minsk	BLR
14	Aliaksandra HRABOUSKAYA Minsk	BLR
15	Ulyana KUTYLOUSKAYA Minsk	BLR

## Spring Cup 2014

### RESULTS

#### GIRLS - CHICKS A FREE SKATING

Pl.	Name	Nation	Total Segment Score
1	Valeriyia KURLYONAK	BLR	33.96
2	Anna LAVRENOVA	BLR	28.16
3	Milana ROMASHOVA	BLR	27.85
4	Viktoriya EVSEENKO	BLR	25.94
5	Julia VASIL'EVA	BLR	24.56
6	Zlata GOLOVEJCHUK	BLR	22.46
7	Ekaterina GUDEJ	BLR	20.84
8	Ulyana KUTYLOUSKAYA	BLR	20.09
9	Elizaveta OVSYANNIKOVA	BLR	19.59
10	Aleksandra BATSENKOVA	BLR	16.28
11	Karina SHAVEL'	BLR	15.16
12	Ul'yana TATURA	BRL	14.58
13	Sof'ya KOSHKINA	BLR	13.32
14	Juliya ZHIGAL'SKAYA	BLR	12.93

Printed: 26.03.2014 19:09:57

# GIRLS - CHICKS A

## RESULT DETAILS FREE SKATING

Pl.	Name	Nation	Total Segment Score =	Total Element Score +	Tot. Prog. Comp. Score * +	SS	TR	PE			Deduct. -
1	Valeriyia KURLYONAK	BLR	33.96	14.26	19.70	3.92	3.67	4.00	0.00	0.00	0.00
2	Anna LAVRENOVA	BLR	28.16	10.23	18.43	3.67	3.50	3.67	0.00	0.00	0.50
3	Milana ROMASHOVA	BLR	27.85	12.33	16.02	3.25	3.00	3.17	0.00	0.00	0.50
4	Viktoriya EVSEENKO	BLR	25.94	11.00	15.44	3.00	2.75	3.33	0.00	0.00	0.50
5	Julia VASIL'EVA	BLR	24.56	11.45	13.61	2.75	2.50	2.75	0.00	0.00	0.50
6	Zlata GOLOVEJCHUK	BLR	22.46	10.14	13.32	2.75	2.50	2.58	0.00	0.00	1.00
7	Ekaterina GUDEJ	BLR	20.84	10.00	11.34	2.33	2.17	2.17	0.00	0.00	0.50
8	Ulyana KUTYLOUSKAYA	BLR	20.09	8.63	12.46	2.58	2.33	2.42	0.00	0.00	1.00
9	Elizaveta OVSYANNIKOVA	BLR	19.59	7.83	11.76	2.42	2.17	2.33	0.00	0.00	0.00
10	Aleksandra BATSENKOVA	BLR	16.28	7.87	8.91	1.83	1.58	1.83	0.00	0.00	0.50
11	Karina SHAVEL'	BLR	15.16	5.80	9.36	1.92	1.67	1.92	0.00	0.00	0.00
12	Ul'yana TATURA	BRL	14.58	6.57	8.51	1.67	1.58	1.75	0.00	0.00	0.50
13	Sof'ya KOSHKINA	BLR	13.32	6.23	7.09	1.50	1.25	1.42	0.00	0.00	0.00
14	Juliya ZHIGAL'SKAYA	BLR	12.93	6.40	6.53	1.42	1.17	1.25	0.00	0.00	0.00

SS = Skating Skills

TR = Transitions/Linking Footwork/Movement

PE = Performance/Execution

\* = factored score

Printed: 26.03.2014 19:10:03

# Spring Cup 2014

## Deduction Protocol

### GIRLS - CHICKS A FREE SKATING

#	Name	Nation	Deductions							Total
			Costume/ Prop violation	Time violation	Music violation	Illegal element/m ovement	Falls	Interruption in excess	Costume failure	
1	Valeriyia KURLIONAK	BLR								0.0
2	Karina SHAVAL'	BLR								0.0
3	Zlata GOLOVEJCHUK	BLR					1.0			1.0
4	Elizaveta OVSYANNIKOVA	BLR								0.0
5	Ekaterina GUDEJ	BLR					0.5			0.5
6	Julia VASIL'EVA	BLR					0.5			0.5
7	Ul'yana TATURA	BRL					0.5			0.5
8	Sof'ya KOSHKINA	BLR								0.0
9	Milana ROMASHOVA	BLR					0.5			0.5
10	Juliya ZHIGAL'SKAYA	BLR								0.0
11	Aleksandra BATSENKOVA	BLR					0.5			0.5
12	Viktoriya EVSEENKO	BLR					0.5			0.5
13	Anna LAVRENOVA	BLR					0.5			0.5
14	Aliaksandra HRABOUSKAYA	BLR								0.0
15	Ulyana KUTYLOUSKAYA	BLR					1.0			1.0

**Mr. Alexei SHIRSHOV** BLR  
Referee

**Ms. Ekaterina SEROVA** BLR  
Technical Controller



# Spring Cup 2014

## GIRLS - CHICKS A FREE SKATING

## JUDGES DETAILS PER SKATER

Rank	Name	Nation	Starting Number	Total Segment Score	Total Element Score	Program Score (factored)	Total Component Score (factored)	Total Deductions
1	Valeriyia KURLYONAK	BLR	1	33.96	14.26		19.70	0.00

#	Executed Elements	Info	Base Value	GOE	J1	J2	J3	J4	J5	J6	J7	J8	J9	Ref	Scores of Panel
1	2S		1.30	0.20	1	1	1								1.50
2	1A+1Lo		1.60	0.13	0	1	1								1.73
3	2S+1Lo		1.80	0.00	0	0	0								1.80
4	FSSp1		2.00	-0.20	-1	-1	0								1.80
5	2Lz		2.10	0.20	1	1	0								2.30
6	StSq1		1.80	0.50	1	1	1								2.30
7	CCoSp2		2.50	0.33	1	1	0								2.83
			<b>13.10</b>												<b>14.26</b>
	<b>Program Components</b>			Factor											
	Skating Skills			1.70	4.00	4.00	3.75								3.92
	Transitions/Linking Footwork/Movement			1.70	3.75	3.75	3.50								3.67
	Performance/Execution			1.70	4.00	4.00	4.00								4.00
	<b>Judges Total Program Component Score (factored)</b>														<b>19.70</b>

<b>Deductions</b>															<b>0.00</b>
-------------------	--	--	--	--	--	--	--	--	--	--	--	--	--	--	-------------

Rank	Name	Nation	Starting Number	Total Segment Score	Total Element Score	Program Score (factored)	Total Component Score (factored)	Total Deductions
2	Anna LAVRENOVA	BLR	13	28.16	10.23		18.43	0.50

#	Executed Elements	Info	Base Value	GOE	J1	J2	J3	J4	J5	J6	J7	J8	J9	Ref	Scores of Panel
1	1A		1.10	-0.60	-3	-3	-3								0.50
2	CSSpB		1.60	0.33	0	1	1								1.93
3	1F+1Lo		1.00	0.00	0	0	0								1.00
4	2S		1.30	-0.27	-2	-1	-1								1.03
5	StSqB		1.50	0.17	0	1	0								1.67
6	1A+1Lo		1.60	0.00	0	0	0								1.60
7	CCoSp1		2.00	0.50	1	1	1								2.50
			<b>10.10</b>												<b>10.23</b>
	<b>Program Components</b>			Factor											
	Skating Skills			1.70	3.50	3.75	3.75								3.67
	Transitions/Linking Footwork/Movement			1.70	3.25	3.50	3.75								3.50
	Performance/Execution			1.70	3.50	3.75	3.75								3.67
	<b>Judges Total Program Component Score (factored)</b>														<b>18.43</b>

<b>Deductions</b>		Falls: -0.50													<b>-0.50</b>
-------------------	--	--------------	--	--	--	--	--	--	--	--	--	--	--	--	--------------

Rank	Name	Nation	Starting Number	Total Segment Score	Total Element Score	Program Score (factored)	Total Component Score (factored)	Total Deductions
3	Milana ROMASHOVA	BLR	9	27.85	12.33		16.02	0.50

#	Executed Elements	Info	Base Value	GOE	J1	J2	J3	J4	J5	J6	J7	J8	J9	Ref	Scores of Panel
1	FSSp2		2.30	0.00	0	0	0								2.30
2	StSq1		1.80	0.33	1	1	0								2.13
3	1A+1Lo		1.60	0.00	0	0	0								1.60
4	2S		1.30	-0.60	-3	-3	-3								0.70
5	2Lo<	<	1.30	-0.50	-2	-2	-1								0.80
6	2S+1Lo		1.80	0.00	0	0	0								1.80
7	CCoSp2		2.50	0.50	1	1	1								3.00
			<b>12.60</b>												<b>12.33</b>
	<b>Program Components</b>			Factor											
	Skating Skills			1.70	3.25	3.25	3.25								3.25
	Transitions/Linking Footwork/Movement			1.70	3.00	3.00	3.00								3.00
	Performance/Execution			1.70	3.25	3.25	3.00								3.17
	<b>Judges Total Program Component Score (factored)</b>														<b>16.02</b>

<b>Deductions</b>		Falls: -0.50													<b>-0.50</b>
-------------------	--	--------------	--	--	--	--	--	--	--	--	--	--	--	--	--------------

< Under-rotated jump

# Spring Cup 2014

## GIRLS - CHICKS A FREE SKATING

## JUDGES DETAILS PER SKATER

Rank	Name	Nation	Starting Number	Total Segment Score	Total Element Score	Program Score (factored)	Total Component Score (factored)	Total Deductions
4	Viktoriya EVSEENKO	BLR	12	25.94	11.00		15.44	0.50

#	Executed Elements	Info	Base Value	GOE	J1	J2	J3	J4	J5	J6	J7	J8	J9	Ref	Scores of Panel
1	1A		1.10	-0.60	-3	-3	-3								0.50
2	2Lo		1.80	0.00	0	0	0								1.80
3	1A+1Lo		1.60	0.00	0	0	0								1.60
4	FSSpB		1.70	-0.20	0	-1	-1								1.50
5	StSqB		1.50	0.00	0	0	0								1.50
6	1Lz+1Lo		1.10	0.00	0	0	0								1.10
7	CCoSp2		2.50	0.50	1	1	1								3.00
			<b>11.30</b>												<b>11.00</b>
	<b>Program Components</b>			Factor											
	Skating Skills			1.70	3.00	3.00	3.00								3.00
	Transitions/Linking Footwork/Movement			1.70	2.75	2.75	2.75								2.75
	Performance/Execution			1.70	3.00	3.25	3.75								3.33
	<b>Judges Total Program Component Score (factored)</b>														<b>15.44</b>

<b>Deductions</b>	Falls: -0.50	<b>-0.50</b>
-------------------	--------------	--------------

Rank	Name	Nation	Starting Number	Total Segment Score	Total Element Score	Program Score (factored)	Total Component Score (factored)	Total Deductions
5	Julia VASIL'EVA	BLR	6	24.56	11.45		13.61	0.50

#	Executed Elements	Info	Base Value	GOE	J1	J2	J3	J4	J5	J6	J7	J8	J9	Ref	Scores of Panel
1	FSSp2		2.30	0.33	0	1	1								2.63
2	1A+1Lo		1.60	0.00	0	0	0								1.60
3	StSq1		1.80	0.00	0	0	0								1.80
4	2S+1A+SEQ		1.92	-0.40	-2	-2	-2								1.52
5	2S		1.30	-0.60	-3	-3	-3								0.70
6	2Lo<	<	1.30	-0.60	-2	-2	-2								0.70
7	CCoSp2		2.50	0.00	0	0	0								2.50
			<b>12.72</b>												<b>11.45</b>
	<b>Program Components</b>			Factor											
	Skating Skills			1.70	2.75	2.75	2.75								2.75
	Transitions/Linking Footwork/Movement			1.70	2.50	2.50	2.50								2.50
	Performance/Execution			1.70	2.75	2.75	2.75								2.75
	<b>Judges Total Program Component Score (factored)</b>														<b>13.61</b>

<b>Deductions</b>	Falls: -0.50	<b>-0.50</b>
-------------------	--------------	--------------

< Under-rotated jump

Rank	Name	Nation	Starting Number	Total Segment Score	Total Element Score	Program Score (factored)	Total Component Score (factored)	Total Deductions
6	Zlata GOLOVEJCHUK	BLR	3	22.46	10.14		13.32	1.00

#	Executed Elements	Info	Base Value	GOE	J1	J2	J3	J4	J5	J6	J7	J8	J9	Ref	Scores of Panel
1	1A+1Lo		1.60	0.00	0	0	0								1.60
2	2S+SEQ		1.04	-0.53	-2	-3	-3								0.51
3	2T<	<	0.90	-0.60	-3	-3	-3								0.30
4	1Lo		0.50	-0.20	-2	-2	-2								0.30
5	FSSp2		2.30	0.00	0	0	0								2.30
6	StSq1		1.80	0.00	0	0	0								1.80
7	CCoSp2		2.50	0.83	1	2	2								3.33
			<b>10.64</b>												<b>10.14</b>
	<b>Program Components</b>			Factor											
	Skating Skills			1.70	2.75	2.75	2.75								2.75
	Transitions/Linking Footwork/Movement			1.70	2.50	2.50	2.50								2.50
	Performance/Execution			1.70	2.50	2.50	2.75								2.58
	<b>Judges Total Program Component Score (factored)</b>														<b>13.32</b>

<b>Deductions</b>	Falls: -1.00	<b>-1.00</b>
-------------------	--------------	--------------

< Under-rotated jump

# Spring Cup 2014

## GIRLS - CHICKS A FREE SKATING

## JUDGES DETAILS PER SKATER

Rank	Name	Nation	Starting Number	Total Segment Score	Total Element Score	Program Score (factored)	Total Component Score (factored)	Total Deductions
7	Ekaterina GUDEJ	BLR	5	20.84	10.00		11.34	0.50

#	Executed Elements	Info	Base Value	GOE	J1	J2	J3	J4	J5	J6	J7	J8	J9	Ref	Scores of Panel
1	1Lz+1Lo		1.10	-0.10	-1	-1	-1								1.00
2	CCoSp2		2.50	0.33	0	1	1								2.83
3	2S		1.30	-0.33	-2	-2	-1								0.97
4	FSSp2		2.30	-0.10	-1	0	0								2.20
5	1A		1.10	-0.60	-3	-3	-3								0.50
6	StSq1		1.80	0.00	0	0	0								1.80
7	1A		1.10	-0.40	-2	-2	-2								0.70
			<b>11.20</b>												<b>10.00</b>
<b>Program Components</b>			Factor												
Skating Skills			1.70		2.00	2.50	2.50							2.33	
Transitions/Linking Footwork/Movement			1.70		1.75	2.25	2.50							2.17	
Performance/Execution			1.70		2.00	2.25	2.25							2.17	
<b>Judges Total Program Component Score (factored)</b>															<b>11.34</b>

<b>Deductions</b>	Falls: -0.50	<b>-0.50</b>
-------------------	--------------	--------------

Rank	Name	Nation	Starting Number	Total Segment Score	Total Element Score	Program Score (factored)	Total Component Score (factored)	Total Deductions
8	Ulyana KUTYLOUSKAYA	BLR	15	20.09	8.63		12.46	1.00

#	Executed Elements	Info	Base Value	GOE	J1	J2	J3	J4	J5	J6	J7	J8	J9	Ref	Scores of Panel
1	1Lz		0.60	0.00	0	0	0								0.60
2	CCoSp2		2.50	0.33	0	1	1								2.83
3	1A		1.10	-0.60	-3	-3	-3								0.50
4	1F+1Lo		1.00	0.00	0	0	0								1.00
5	StSqB		1.50	0.00	0	0	0								1.50
6	1A		1.10	-0.60	-3	-3	-3								0.50
7	FSSp1		2.00	-0.30	-1	-1	-1								1.70
			<b>9.80</b>												<b>8.63</b>
<b>Program Components</b>			Factor												
Skating Skills			1.70		2.25	2.75	2.75							2.58	
Transitions/Linking Footwork/Movement			1.70		2.00	2.50	2.50							2.33	
Performance/Execution			1.70		2.25	2.50	2.50							2.42	
<b>Judges Total Program Component Score (factored)</b>															<b>12.46</b>

<b>Deductions</b>	Falls: -1.00	<b>-1.00</b>
-------------------	--------------	--------------

Rank	Name	Nation	Starting Number	Total Segment Score	Total Element Score	Program Score (factored)	Total Component Score (factored)	Total Deductions
9	Elizaveta OVSYANNIKOVA	BLR	4	19.59	7.83		11.76	0.00

#	Executed Elements	Info	Base Value	GOE	J1	J2	J3	J4	J5	J6	J7	J8	J9	Ref	Scores of Panel
1	2S<<	<<	0.40	-0.30	-3	-3	-3								0.10
2	1A+1T<<	<<	1.10	-0.40	-2	-2	-2								0.70
3	CoSp2		2.00	0.00	0	0	0								2.00
4	1A		1.10	0.00	0	0	0								1.10
5	1F+1Lo		1.00	-0.20	-2	-2	-2								0.80
6	SSp2		1.60	0.33	0	1	1								1.93
7	StSqB		1.50	-0.30	-1	-1	-1								1.20
			<b>8.70</b>												<b>7.83</b>
<b>Program Components</b>			Factor												
Skating Skills			1.70		2.25	2.50	2.50							2.42	
Transitions/Linking Footwork/Movement			1.70		2.00	2.25	2.25							2.17	
Performance/Execution			1.70		2.25	2.50	2.25							2.33	
<b>Judges Total Program Component Score (factored)</b>															<b>11.76</b>

<b>Deductions</b>		<b>0.00</b>
-------------------	--	-------------

<< Downgraded jump

# Spring Cup 2014

## GIRLS - CHICKS A FREE SKATING

## JUDGES DETAILS PER SKATER

Rank	Name	Nation	Starting Number	Total Segment Score	Total Element Score	Program Score (factored)	Total Component Score (factored)	Total Deductions
10	Aleksandra BATSENKOVA	BLR	11	16.28	7.87		8.91	0.50

#	Executed Elements	Info	Base Value	GOE	J1	J2	J3	J4	J5	J6	J7	J8	J9	Ref	Scores of Panel
1	1F		0.50	0.00	0	0	0								0.50
2	1F+1Lo		1.00	0.00	0	0	0								1.00
3	SSp2		1.60	0.50	1	1	1								2.10
4	StSqB		1.50	0.00	0	0	0								1.50
5	1A		1.10	-0.33	-2	-2	-1								0.77
6	1Lz+1Lo		1.10	-0.20	-2	-2	-2								0.90
7	CoSp1		1.70	-0.60	-2	-2	-2								1.10
			<b>8.50</b>												<b>7.87</b>
<b>Program Components</b>			Factor												
Skating Skills			1.70		1.75	1.75	2.00							1.83	
Transitions/Linking Footwork/Movement			1.70		1.50	1.50	1.75							1.58	
Performance/Execution			1.70		1.75	1.75	2.00							1.83	
<b>Judges Total Program Component Score (factored)</b>															<b>8.91</b>

<b>Deductions</b>	Falls: -0.50	<b>-0.50</b>
-------------------	--------------	--------------

Rank	Name	Nation	Starting Number	Total Segment Score	Total Element Score	Program Score (factored)	Total Component Score (factored)	Total Deductions
11	Karina SHAVEL'	BLR	2	15.16	5.80		9.36	0.00

#	Executed Elements	Info	Base Value	GOE	J1	J2	J3	J4	J5	J6	J7	J8	J9	Ref	Scores of Panel
1	1Lz+1T<<	<<	0.60	-0.20	-2	-2	-2								0.40
2	SSp1		1.30	0.00	0	0	0								1.30
3	1A<<	<<	0.00	0.00	-	-	-								0.00
4	1F+1Lo		1.00	-0.10	-1	-1	-1								0.90
5	StSqB		1.50	-0.20	0	-1	-1								1.30
6	1Lz		0.60	0.00	0	0	0								0.60
7	CCoSpB		1.70	-0.40	-2	-1	-1								1.30
			<b>6.70</b>												<b>5.80</b>
<b>Program Components</b>			Factor												
Skating Skills			1.70		1.75	2.00	2.00							1.92	
Transitions/Linking Footwork/Movement			1.70		1.50	1.75	1.75							1.67	
Performance/Execution			1.70		1.75	2.00	2.00							1.92	
<b>Judges Total Program Component Score (factored)</b>															<b>9.36</b>

<b>Deductions</b>		<b>0.00</b>
-------------------	--	-------------

<< Downgraded jump

Rank	Name	Nation	Starting Number	Total Segment Score	Total Element Score	Program Score (factored)	Total Component Score (factored)	Total Deductions
12	UI'yana TATURA	BRL	7	14.58	6.57		8.51	0.50

#	Executed Elements	Info	Base Value	GOE	J1	J2	J3	J4	J5	J6	J7	J8	J9	Ref	Scores of Panel
1	1Lz+1Lo		1.10	0.00	0	0	0								1.10
2	1A		1.10	-0.60	-3	-3	-3								0.50
3	CCoSp1		2.00	-0.60	-2	-2	-2								1.40
4	1S+1Lo		0.90	-0.03	-1	0	0								0.87
5	StSqB		1.50	-0.30	-1	-1	-1								1.20
6	1F		0.50	0.00	0	0	0								0.50
7	SSpB		1.10	-0.10	-1	0	0								1.00
			<b>8.20</b>												<b>6.57</b>
<b>Program Components</b>			Factor												
Skating Skills			1.70		1.50	1.75	1.75							1.67	
Transitions/Linking Footwork/Movement			1.70		1.50	1.50	1.75							1.58	
Performance/Execution			1.70		1.75	1.75	1.75							1.75	
<b>Judges Total Program Component Score (factored)</b>															<b>8.51</b>

<b>Deductions</b>	Falls: -0.50	<b>-0.50</b>
-------------------	--------------	--------------

# Spring Cup 2014

## GIRLS - CHICKS A FREE SKATING

## JUDGES DETAILS PER SKATER

Rank	Name	Nation	Starting Number	Total Segment Score	Total Element Score	Program Score (factored)	Total Component Score (factored)	Total Deductions
13	Sof'ya KOSHKINA	BLR	8	13.32	6.23		7.09	0.00

#	Executed Elements	Info	Base Value	GOE	J1	J2	J3	J4	J5	J6	J7	J8	J9	Ref	Scores of Panel
1	1A		1.10	-0.40	-2	-2	-2								0.70
2	1F+1Lo		1.00	0.00	0	0	0								1.00
3	SSpB		1.10	-0.20	-1	-1	0								0.90
4	StSqB		1.50	-0.20	0	-1	-1								1.30
5	1Lz+1Lo	e	1.10	-0.17	-2	-2	-1								0.93
6	1F		0.50	-0.10	-1	-1	-1								0.40
7	CoSpB		1.50	-0.50	-1	-2	-2								1.00
			<b>7.80</b>												<b>6.23</b>
<b>Program Components</b>				Factor											
	Skating Skills			1.70	1.50	1.50	1.50								1.50
	Transitions/Linking Footwork/Movement			1.70	1.25	1.25	1.25								1.25
	Performance/Execution			1.70	1.50	1.25	1.50								1.42
<b>Judges Total Program Component Score (factored)</b>															<b>7.09</b>

<b>Deductions</b>	<b>0.00</b>
-------------------	-------------

e Jump take off with wrong edge

Rank	Name	Nation	Starting Number	Total Segment Score	Total Element Score	Program Score (factored)	Total Component Score (factored)	Total Deductions
14	Juliya ZHIGAL'SKAYA	BLR	10	12.93	6.40		6.53	0.00

#	Executed Elements	Info	Base Value	GOE	J1	J2	J3	J4	J5	J6	J7	J8	J9	Ref	Scores of Panel
1	1F+1Lo		1.00	-0.03	-1	0	0								0.97
2	1A		1.10	0.00	0	0	0								1.10
3	1Lz+1Lo		1.10	-0.17	-2	-1	-2								0.93
4	SSpB		1.10	-0.60	-2	-2	-2								0.50
5	StSqB		1.50	0.00	0	0	0								1.50
6	1F		0.50	0.00	0	0	0								0.50
7	CoSpB		1.50	-0.60	-2	-2	-2								0.90
			<b>7.80</b>												<b>6.40</b>
<b>Program Components</b>				Factor											
	Skating Skills			1.70	1.25	1.50	1.50								1.42
	Transitions/Linking Footwork/Movement			1.70	1.00	1.25	1.25								1.17
	Performance/Execution			1.70	1.25	1.00	1.50								1.25
<b>Judges Total Program Component Score (factored)</b>															<b>6.53</b>

<b>Deductions</b>	<b>0.00</b>
-------------------	-------------

printed: 26.03.2014 19:10:14

# Spring Cup 2014

## BOYS - CHICKS A

22 mar 2014	Free Skating
-------------	--------------

Size of Skating Area	:	30m*60m
Ice Conditions	:	very good
Number of Entries	:	1
Number of Participants	:	1

Entry Withdrawn	:	
-----------------	---	--

<b>Free Skating</b>		
Duration	:	2:00 +- 10 Sec.
Segment Factor	:	1,00
<b>Program Component Factors</b>	Skating Skills	2.00
	Transitions/Linking Footwork/Movemen	2.00
	Performance/Execution	2.00

# Spring Cup 2014

## PANEL OF JUDGES

### BOYS - CHICKS A

#### Officials

<b>Technical Controller</b>	Ms. Ekaterina SEROVA	BLR
<b>Technical Specialist</b>	Ms. Olga UVAZHANAYA	BLR

#### Judges

<b>Referee</b>	Mr. Alexei SHIRSHOV	BLR
<b>Judge No.1</b>	Mr. Alexei SHIRSHOV	BLR
<b>Judge No.2</b>	Ms. Galina VALEEVA	BLR
<b>Judge No.3</b>	Ms. Ekaterina KALENDA	BLR

#### Data/Replay Operator

<b>Data Operator</b>	Mr. Denis SOROKIN	BLR
<b>Replay Operator</b>	Mr. Ivan GORLOV	BLR

## Spring Cup 2014

### RESULTS

#### BOYS - CHICKS A FINAL RESULT

Pl.	Name	Nation	Total Score	FS
-----	------	--------	-------------	----

1 Andrej MIHAL'CHUK  
Minsk

BLR 26,37 1

**Mr. Alexei SHIRSHOV BLR**

Referee

Printed: 22.03.2014 12:05:40



**Ms. Ekaterina SEROVA BLR**

Technical Controller





# Spring Cup 2014

## STARTING ORDER

### BOYS - CHICKS A FREE SKATING

Starting Number	Name	Nation
1	Andrej MIHAL'CHUK Minsk	BLR

printed at: 26.03.2014 19:15:00

# Spring Cup 2014

## RESULTS

### BOYS - CHICKS A FREE SKATING

Pl.	Name	Nation	Total Segment Score
1	Andrej MIHAL'CHUK	BLR	26.37

Printed: 26.03.2014 19:15:08

# BOYS - CHICKS A

## RESULT DETAILS FREE SKATING

Pl.	Name	Nation	Total Segment Score =	Total Element Score +	Tot. Prog. Comp. Score * +	SS	TR	PE			Deduct.
1	Andrej MIHAL'CHUK	BLR	26.37	9.03	17.34	3.00	2.75	2.92	0.00	0.00	0.00

SS = Skating Skills

TR = Transitions/Linking Footwork/Movement

PE = Performance/Execution

\* = factored score

Printed: 26.03.2014 19:15:15

# Spring Cup 2014 Deduction Protocol

## BOYS - CHICKS A FREE SKATING

#	Name	Nation	Deductions							Total
			Costume/ Prop violation	Time violation	Music violation	Illegal element/m ovement	Falls	Interruption in excess	Costume failure	
1	Andrej MIHAL'CHUK	BLR								0.0

Mr. Alexei SHIRSHOV BLR  
Referee

Ms. Ekaterina SEROVA BLR  
Technical Controller

Printed: 26.03.2014 19:15:22

# Spring Cup 2014

## BOYS - CHICKS A FREE SKATING

## JUDGES DETAILS PER SKATER

Rank	Name	Nation	Starting Number	Total Segment Score	Total Element Score	Program Score (factored)	Total Component Score (factored)	Total Deductions
1	Andrej MIHAL'CHUK	BLR	1	26.37	9.03		17.34	0.00

#	Executed Elements	Info	Base Value	GOE	J1	J2	J3	J4	J5	J6	J7	J8	J9	Ref	Scores of Panel
1	1A+1Lo		1.60	0.00	0	0	0								1.60
2	1A		1.10	0.00	0	0	0								1.10
3	CCoSp1		2.00	0.00	0	0	0								2.00
4	2S<+1T<<	<<	0.90	-0.20	-1	-1	-1								0.70
5	StSq1		1.80	0.33	0	1	1								2.13
6	2Lo<<	<<	0.50	-0.10	-1	-1	-1								0.40
7	SSpB		1.10	0.00	0	0	0								1.10
			<b>9.00</b>												<b>9.03</b>
	<b>Program Components</b>			Factor											
	Skating Skills			2.00	3.00	3.00	3.00								3.00
	Transitions/Linking Footwork/Movement			2.00	2.75	2.75	2.75								2.75
	Performance/Execution			2.00	2.75	3.00	3.00								2.92
	<b>Judges Total Program Component Score (factored)</b>														<b>17.34</b>

Deductions	Total
	0.00

< Under-rotated jump << Downgraded jump

printed: 26.03.2014 19:15:33

# Spring Cup 2014

## GIRLS - CHICKS B

21 map 2014	Free Skating
-------------	--------------

Size of Skating Area	:	30m*60m
Ice Conditions	:	very good
Number of Entries	:	12
Number of Participants	:	12

Entry Withdrawn	:	
-----------------	---	--

<b>Free Skating</b>			
Duration	:	2:00	+ - 10 Sec.
Segment Factor	:	1,00	
<b>Program Component Factors</b>			
		Skating Skills	1.70
		Transitions/Linking Footwork/Movemen	1.70
		Performance/Execution	1.70

# Spring Cup 2014

## PANEL OF JUDGES

### GIRLS - CHICKS B

#### Officials

<b>Technical Controller</b>	Ms. Elena SAVOSTOVA	BLR
<b>Technical Specialist</b>	Ms. Olga UVAZHANAYA	BLR

#### Judges

<b>Referee</b>	Mr. Alexei SHIRSHOV	BLR
<b>Judge No.1</b>	Mr. Alexei SHIRSHOV	BLR
<b>Judge No.2</b>	Ms. Galina VALEEVA	BLR
<b>Judge No.3</b>	Ms. Ekaterina KALENDA	BLR

#### Data/Replay Operator

<b>Data Operator</b>	Mr. Denis SOROKIN	BLR
<b>Replay Operator</b>	Mr. Ivan GORLOV	BLR

## Spring Cup 2014

### RESULTS

#### GIRLS - CHICKS B FINAL RESULT

Pl.	Name	Nation	Total Score	FS
1	Kseniya ZEHULSKAYA Minsk	BLR	16,65	1
2	Sofia LUZHANSKAYA Minsk	BLR	15,20	2
3	Polina TRUD'KO Pruzhanj	BLR	15,10	3
4	Elizaveta HVES'KO Pruzhanj	BLR	14,53	4
5	Polina KNEL' Minsk	BLR	14,25	5
6	Valeriya KAS'YAN Pruzhanj	BLR	13,59	6
7	Elizaveta GONCHAROVA Gomel	BLR	12,26	7
8	Anna KUZNETSOVA Minsk	BLR	10,72	8
9	Anna GOJDRA Gomel	BLR	10,71	9
10	Alina SHPYLEVA Gomel	BLR	7,76	10
Withdrawn				
	Maria LARIONOVA Brest	BLR		
	Anastasiya SAMMEL' Har'kov	UKR		

**Mr. Alexei SHIRSHOV BLR**

Referee

Printed: 21.03.2014 15:13:43



**Ms. Elena SAVOSTOVA BLR**

Technical Controller





# Spring Cup 2014

## STARTING ORDER

### GIRLS - CHICKS B FREE SKATING

Starting Number	Name	Nation
1	Elizaveta HVES'KO Pruzhany	BLR
2	Anastasiya SAMMEL' Har'kov	UKR
3	Polina KNEL' Minsk	BLR
4	Valeriya KAS'YAN Pruzhany	BLR
5	Kseniya ZHEHULSKAYA Minsk	BLR
6	Elizaveta GONCHAROVA Gomel	BLR
7	Anna KUZNETSOVA Minsk	BLR
8	Alina SHPYLEVA Gomel	BLR
9	Sofia LUZHANSKAYA Minsk	BLR
10	Polina TRUT'KO Pruzhany	BLR
11	Maria LARIONOVA Brest	BLR
12	Anna GOJDRA Gomel	BLR

## Spring Cup 2014

### RESULTS

#### GIRLS - CHICKS B FREE SKATING

Pl.	Name	Nation	Total Segment Score
1	Kseniya ZHEHULSKAYA	BLR	16.65
2	Sofia LUZHANSKAYA	BLR	15.20
3	Polina TRUT'KO	BLR	15.10
4	Elizaveta HVES'KO	BLR	14.53
5	Polina KNEL'	BLR	14.25
6	Valeriya KAS'YAN	BLR	13.59
7	Elizaveta GONCHAROVA	BLR	12.26
8	Anna KUZNETSOVA	BLR	10.72
9	Anna GOJDRA	BLR	10.71
10	Alina SHPYLEVA	BLR	7.76

Printed: 26.03.2014 19:19:01

# GIRLS - CHICKS B

## RESULT DETAILS FREE SKATING

Pl.	Name	Nation	Total Segment Score =	Total Element Score +	Tot. Prog. Comp. Score * +	SS	TR	PE			Deduct. -
1	Kseniya ZHEHULSKAYA	BLR	16.65	5.60	11.05	2.33	2.00	2.17	0.00	0.00	0.00
2	Sofia LUZHANSKAYA	BLR	15.20	5.70	9.50	2.00	1.67	1.92	0.00	0.00	0.00
3	Polina TRUT'KO	BLR	15.10	7.01	8.09	1.67	1.42	1.67	0.00	0.00	0.00
4	Elizaveta HVES'KO	BLR	14.53	6.59	7.94	1.67	1.42	1.58	0.00	0.00	0.00
5	Polina KNEL'	BLR	14.25	5.40	9.35	2.00	1.67	1.83	0.00	0.00	0.50
6	Valeriya KAS'YAN	BLR	13.59	6.23	7.36	1.50	1.33	1.50	0.00	0.00	0.00
7	Elizaveta GONCHAROVA	BLR	12.26	4.61	7.65	1.42	1.33	1.75	0.00	0.00	0.00
8	Anna KUZNETSOVA	BLR	10.72	4.63	6.09	1.25	1.00	1.33	0.00	0.00	0.00
9	Anna GOJDRA	BLR	10.71	5.90	4.81	0.92	0.83	1.08	0.00	0.00	0.00
10	Alina SHPYLEVA	BLR	7.76	3.17	5.09	1.08	0.83	1.08	0.00	0.00	0.50

SS = Skating Skills

TR = Transitions/Linking Footwork/Movement

PE = Performance/Execution

\* = factored score

Printed: 26.03.2014 19:19:10

# Spring Cup 2014

## Deduction Protocol

### GIRLS - CHICKS B FREE SKATING

# Name	Nation	Deductions						Total	
		Costume/ Prop violation	Time violation	Music violation	Illegal element/m ovement	Falls	Interruption in excess		Costume failure
1 Elizaveta HVES'KO	BLR								0.0
2 Anastasiya SAMMEL'	UKR								0.0
3 Polina KNEL'	BLR					0.5			0.5
4 Valeriya KAS'YAN	BLR								0.0
5 Kseniya ZHEHULSKAYA	BLR								0.0
6 Elizaveta GONCHAROVA	BLR								0.0
7 Anna KUZNETSOVA	BLR								0.0
8 Alina SHPYLEVA	BLR					0.5			0.5
9 Sofia LUZHANSKAYA	BLR								0.0
10 Polina TRUT'KO	BLR								0.0
11 Maria LARIONOVA	BLR								0.0
12 Anna GOJDRA	BLR								0.0

**Mr. Alexei SHIRSHOV** BLR  
Referee

**Ms. Elena SAVOSTOVA** BLR  
Technical Controller

# Spring Cup 2014

## GIRLS - CHICKS B FREE SKATING

## JUDGES DETAILS PER SKATER

Rank	Name	Nation	Starting Number	Total Segment Score	Total Element Score	Program Score (factored)	Total Component Score (factored)	Total Deductions
1	Kseniya ZHEHULSKAYA	BLR	5	16.65	5.60		11.05	0.00

#	Executed Elements	Info	Base Value	GOE	J1	J2	J3	J4	J5	J6	J7	J8	J9	Ref	Scores of Panel
1	1F+1Lo		1.00	0.00	0	0	0								1.00
2	SSp1		1.30	0.00	0	0	0								1.30
3	1Lo		0.50	-0.10	-1	-1	-1								0.40
4	StSqB		1.50	0.00	0	0	0								1.50
5	1Lz+1T		1.00	-0.07	-2	0	0								0.93
6	1Lz	e	0.60	-0.13	-1	-2	-1								0.47
7	CCoSp		0.00	0.00	-	-	-								0.00
			<b>5.90</b>												<b>5.60</b>
	<b>Program Components</b>			Factor											
	Skating Skills			1.70	2.50	2.25	2.25								2.33
	Transitions/Linking Footwork/Movement			1.70	2.00	2.00	2.00								2.00
	Performance/Execution			1.70	2.25	2.25	2.00								2.17
	<b>Judges Total Program Component Score (factored)</b>														<b>11.05</b>

<b>Deductions</b>	<b>0.00</b>
-------------------	-------------

e Jump take off with wrong edge

Rank	Name	Nation	Starting Number	Total Segment Score	Total Element Score	Program Score (factored)	Total Component Score (factored)	Total Deductions
2	Sofia LUZHANSKAYA	BLR	9	15.20	5.70		9.50	0.00

#	Executed Elements	Info	Base Value	GOE	J1	J2	J3	J4	J5	J6	J7	J8	J9	Ref	Scores of Panel
1	1F		0.50	0.00	0	0	0								0.50
2	1Lz	e	0.60	-0.23	-3	-2	-2								0.37
3	SSp1		1.30	0.50	1	1	1								1.80
4	1S+1Lo		0.90	0.00	0	0	0								0.90
5	CoSp		0.00	0.00	-	-	-								0.00
6	1F+1Lo		1.00	-0.07	-1	0	-1								0.93
7	StSqB		1.50	-0.30	-1	-1	-1								1.20
			<b>5.80</b>												<b>5.70</b>
	<b>Program Components</b>			Factor											
	Skating Skills			1.70	1.75	2.25	2.00								2.00
	Transitions/Linking Footwork/Movement			1.70	1.25	2.00	1.75								1.67
	Performance/Execution			1.70	1.75	2.25	1.75								1.92
	<b>Judges Total Program Component Score (factored)</b>														<b>9.50</b>

<b>Deductions</b>	<b>0.00</b>
-------------------	-------------

e Jump take off with wrong edge

# Spring Cup 2014

## GIRLS - CHICKS B FREE SKATING

## JUDGES DETAILS PER SKATER

Rank	Name	Nation	Starting Number	Total Segment Score	Total Element Score	Program Score (factored)	Total Component Score (factored)	Total Deductions	Total Score
3	Polina TRUT'KO	BLR	10	15.10	7.01		8.09	0.00	

#	Executed Elements	Info	Base Value	GOE	J1	J2	J3	J4	J5	J6	J7	J8	J9	Ref	Scores of Panel
1	CoSpB		1.50	0.17	0	1	0								1.67
2	1F		0.50	-0.20	-2	-2	-2								0.30
3	1Lz	e	0.60	-0.20	-2	-2	-2								0.40
4	StSqB		1.50	0.00	0	0	0								1.50
5	1S+1Lo		0.90	-0.23	-3	-2	-2								0.67
6	1F+1Lo		1.00	-0.13	-1	-1	-2								0.87
7	SSp2		1.60	0.00	0	0	0								1.60
			<b>7.60</b>												<b>7.01</b>
<b>Program Components</b>			Factor												
Skating Skills			1.70		1.50	1.75	1.75							1.67	
Transitions/Linking Footwork/Movement			1.70		1.25	1.50	1.50							1.42	
Performance/Execution			1.70		1.50	1.75	1.75							1.67	
<b>Judges Total Program Component Score (factored)</b>												<b>8.09</b>			

<b>Deductions</b>	<b>0.00</b>
-------------------	-------------

e Jump take off with wrong edge

Rank	Name	Nation	Starting Number	Total Segment Score	Total Element Score	Program Score (factored)	Total Component Score (factored)	Total Deductions	Total Score
4	Elizaveta HVES'KO	BLR	1	14.53	6.59		7.94	0.00	

#	Executed Elements	Info	Base Value	GOE	J1	J2	J3	J4	J5	J6	J7	J8	J9	Ref	Scores of Panel
1	1Lz		0.60	-0.10	-1	-1	-1								0.50
2	SSp2		1.60	0.33	0	1	1								1.93
3	1F		0.50	-0.10	-1	-1	-1								0.40
4	StSqB		1.50	-0.10	-1	0	0								1.40
5	1Lz+1T		1.00	-0.17	-2	-1	-2								0.83
6	1F+1Lo		1.00	-0.07	-1	-1	0								0.93
7	CoSpB		1.50	-0.90	-3	-3	-3								0.60
			<b>7.70</b>												<b>6.59</b>
<b>Program Components</b>			Factor												
Skating Skills			1.70		1.50	1.75	1.75							1.67	
Transitions/Linking Footwork/Movement			1.70		1.25	1.50	1.50							1.42	
Performance/Execution			1.70		1.50	1.75	1.50							1.58	
<b>Judges Total Program Component Score (factored)</b>												<b>7.94</b>			

<b>Deductions</b>	<b>0.00</b>
-------------------	-------------

Rank	Name	Nation	Starting Number	Total Segment Score	Total Element Score	Program Score (factored)	Total Component Score (factored)	Total Deductions	Total Score
5	Polina KNEL'	BLR	3	14.25	5.40		9.35	0.50	

#	Executed Elements	Info	Base Value	GOE	J1	J2	J3	J4	J5	J6	J7	J8	J9	Ref	Scores of Panel
1	1Lz+1T		1.00	-0.20	-2	-2	-2								0.80
2	1Lo		0.50	0.00	0	0	0								0.50
3	SSpB		1.10	0.00	0	0	0								1.10
4	StSqB		1.50	0.00	0	0	0								1.50
5	1F+1Lo		1.00	0.00	0	0	0								1.00
6	1F		0.50	0.00	0	0	0								0.50
7	CoSp		0.00	0.00	-	-	-								0.00
			<b>5.60</b>												<b>5.40</b>
<b>Program Components</b>			Factor												
Skating Skills			1.70		2.00	2.00	2.00							2.00	
Transitions/Linking Footwork/Movement			1.70		1.75	1.50	1.75							1.67	
Performance/Execution			1.70		2.00	1.75	1.75							1.83	
<b>Judges Total Program Component Score (factored)</b>												<b>9.35</b>			

<b>Deductions</b>	Falls: -0.50	<b>-0.50</b>
-------------------	--------------	--------------

# Spring Cup 2014

## GIRLS - CHICKS B FREE SKATING

## JUDGES DETAILS PER SKATER

Rank	Name	Nation	Starting Number	Total Segment Score	Total Element Score	Program Score (factored)	Total Component Score (factored)	Total Deductions
6	Valeriya KAS'YAN	BLR	4	13.59	6.23		7.36	0.00

#	Executed Elements	Info	Base Value	GOE	J1	J2	J3	J4	J5	J6	J7	J8	J9	Ref	Scores of Panel
1	1F+1Lo		1.00	-0.20	-2	-2	-2								0.80
2	SSp2		1.60	-0.30	-1	-1	-1								1.30
3	1Lz		0.60	-0.17	-1	-2	-2								0.43
4	StSqB		1.50	-0.30	-1	-1	-1								1.20
5	1S+1Lo		0.90	0.00	0	0	0								0.90
6	1F		0.50	-0.10	-1	-1	-1								0.40
7	CCoSpB		1.70	-0.50	-1	-2	-2								1.20
8	USpB*	*	0.00	0.00	-	-	-								0.00
			<b>7.80</b>												<b>6.23</b>
<b>Program Components</b>			Factor												
Skating Skills			1.70		1.50	1.50	1.50							1.50	
Transitions/Linking Footwork/Movement			1.70		1.25	1.50	1.25							1.33	
Performance/Execution			1.70		1.50	1.50	1.50							1.50	
<b>Judges Total Program Component Score (factored)</b>															<b>7.36</b>

<b>Deductions</b>	<b>0.00</b>
-------------------	-------------

\* Invalid element

Rank	Name	Nation	Starting Number	Total Segment Score	Total Element Score	Program Score (factored)	Total Component Score (factored)	Total Deductions
7	Elizaveta GONCHAROVA	BLR	6	12.26	4.61		7.65	0.00

#	Executed Elements	Info	Base Value	GOE	J1	J2	J3	J4	J5	J6	J7	J8	J9	Ref	Scores of Panel
1	1S+1T		0.80	-0.03	-1	0	0								0.77
2	1F<	<	0.40	-0.20	-2	-2	-2								0.20
3	SSpB		1.10	-0.50	-1	-2	-2								0.60
4	1Lo		0.50	-0.03	-1	0	0								0.47
5	1Lo+1T		0.90	-0.23	-3	-2	-2								0.67
6	CoSpB		1.50	-0.40	-1	-1	-2								1.10
7	StSqB		1.50	-0.70	-3	-2	-2								0.80
			<b>6.70</b>												<b>4.61</b>
<b>Program Components</b>			Factor												
Skating Skills			1.70		1.25	1.50	1.50							1.42	
Transitions/Linking Footwork/Movement			1.70		1.50	1.25	1.25							1.33	
Performance/Execution			1.70		1.75	1.75	1.75							1.75	
<b>Judges Total Program Component Score (factored)</b>															<b>7.65</b>

<b>Deductions</b>	<b>0.00</b>
-------------------	-------------

< Under-rotated jump

# Spring Cup 2014

## GIRLS - CHICKS B FREE SKATING

## JUDGES DETAILS PER SKATER

Rank	Name	Nation	Starting Number	Total Segment Score	Total Element Score	Program Score (factored)	Total Component Score (factored)	Total Deductions	Total
8	Anna KUZNETSOVA	BLR	7	10.72	4.63		6.09	0.00	

#	Executed Elements	Info	Base Value	GOE	J1	J2	J3	J4	J5	J6	J7	J8	J9	Ref	Scores of Panel
1	1F+1Lo		1.00	0.00	0	0	0								1.00
2	1S+1Lo		0.90	0.00	0	0	0								0.90
3	StSqB		1.50	0.00	0	0	0								1.50
4	CoSp		0.00	0.00	-	-	-								0.00
5	1Lz		0.60	-0.07	-1	0	-1								0.53
6	1F		0.50	0.00	0	0	0								0.50
7	SSpB		1.10	-0.90	-3	-3	-3								0.20
			<b>5.60</b>												<b>4.63</b>
<b>Program Components</b>			Factor												
Skating Skills			1.70		1.00	1.25	1.50							1.25	
Transitions/Linking Footwork/Movement			1.70		0.75	1.00	1.25							1.00	
Performance/Execution			1.70		1.00	1.50	1.50							1.33	
<b>Judges Total Program Component Score (factored)</b>															<b>6.09</b>

<b>Deductions</b>	<b>0.00</b>
-------------------	-------------

Rank	Name	Nation	Starting Number	Total Segment Score	Total Element Score	Program Score (factored)	Total Component Score (factored)	Total Deductions	Total
9	Anna GOJDRA	BLR	12	10.71	5.90		4.81	0.00	

#	Executed Elements	Info	Base Value	GOE	J1	J2	J3	J4	J5	J6	J7	J8	J9	Ref	Scores of Panel
1	1F		0.50	-0.10	-1	-1	-1								0.40
2	USpB		1.00	0.33	0	1	1								1.33
3	1S+1T		0.80	-0.03	-1	0	0								0.77
4	1S		0.40	-0.10	-1	-1	-1								0.30
5	CoSp1		1.70	0.00	0	0	0								1.70
6	StSqB		1.50	-0.40	-2	-1	-1								1.10
7	1T		0.40	-0.10	-1	-1	-1								0.30
			<b>6.30</b>												<b>5.90</b>
<b>Program Components</b>			Factor												
Skating Skills			1.70		0.75	1.00	1.00							0.92	
Transitions/Linking Footwork/Movement			1.70		0.50	1.00	1.00							0.83	
Performance/Execution			1.70		0.75	1.25	1.25							1.08	
<b>Judges Total Program Component Score (factored)</b>															<b>4.81</b>

<b>Deductions</b>	<b>0.00</b>
-------------------	-------------

Rank	Name	Nation	Starting Number	Total Segment Score	Total Element Score	Program Score (factored)	Total Component Score (factored)	Total Deductions	Total
10	Alina SHPYLEVA	BLR	8	7.76	3.17		5.09	0.50	

#	Executed Elements	Info	Base Value	GOE	J1	J2	J3	J4	J5	J6	J7	J8	J9	Ref	Scores of Panel
1	1T		0.40	-0.20	-2	-2	-2								0.20
2	USpB		1.00	-0.20	-1	-1	0								0.80
3	1S		0.40	-0.10	-1	-1	-1								0.30
4	StSqB		1.50	-0.20	-1	0	-1								1.30
5	1F<<	<<	0.00	0.00	-	-	-								0.00
6	1S+1T		0.80	-0.23	-3	-2	-2								0.57
7	CoSp		0.00	0.00	-	-	-								0.00
			<b>4.10</b>												<b>3.17</b>
<b>Program Components</b>			Factor												
Skating Skills			1.70		0.75	1.25	1.25							1.08	
Transitions/Linking Footwork/Movement			1.70		0.50	1.00	1.00							0.83	
Performance/Execution			1.70		0.75	1.25	1.25							1.08	
<b>Judges Total Program Component Score (factored)</b>															<b>5.09</b>

<b>Deductions</b>	Falls: -0.50	<b>-0.50</b>
-------------------	--------------	--------------

<< Downgraded jump



# Spring Cup 2014

## BOYS - CHICKS B

21 map 2014	Free Skating
-------------	--------------

Size of Skating Area	:	30m*60m
Ice Conditions	:	very good
Number of Entries	:	1
Number of Participants	:	1

Entry Withdrawn	:	
-----------------	---	--

<b>Free Skating</b>			
Duration	:	2:00	+ - 10 Sec.
Segment Factor	:	1,00	
<b>Program Component Factors</b>			
		Skating Skills	2.00
		Transitions/Linking Footwork/Movemen	2.00
		Performance/Execution	2.00

# Spring Cup 2014

## PANEL OF JUDGES

### BOYS - CHICKS B

#### Officials

<b>Technical Controller</b>	Ms. Elena SAVOSTOVA	BLR
<b>Technical Specialist</b>	Ms. Olga UVAZHANAYA	BLR

#### Judges

<b>Referee</b>	Mr. Alexei SHIRSHOV	BLR
<b>Judge No.1</b>	Mr. Alexei SHIRSHOV	BLR
<b>Judge No.2</b>	Ms. Galina VALEEVA	BLR
<b>Judge No.3</b>	Ms. Ekaterina KALENDA	BLR

#### Data/Replay Operator

<b>Data Operator</b>	Mr. Denis SOROKIN	BLR
<b>Replay Operator</b>	Mr. Ivan GORLOV	BLR

# Spring Cup 2014

## RESULTS

### BOYS - CHICKS B FINAL RESULT

Pl.	Name	Nation	Total Score	FS
-----	------	--------	-------------	----

1 Aleksej ILYUTKO  
Brest

BLR 11,99 1

**Mr. Alexei SHIRSHOV BLR**

Referee

Printed: 21.03.2014 14:11:40



**Ms. Elena SAVOSTOVA BLR**

Technical Controller



# Spring Cup 2014

## STARTING ORDER

### BOYS - CHICKS B FREE SKATING

Starting Number	Name	Nation
1	Aleksej ILYUTKO Brest	BLR

printed at: 26.03.2014 19:21:43

# Spring Cup 2014

## RESULTS

### BOYS - CHICKS B FREE SKATING

Pl.	Name	Nation	Total Segment Score
1	Aleksej ILYUTKO	BLR	11.99

Printed: 26.03.2014 19:21:53

# BOYS - CHICKS B

## RESULT DETAILS FREE SKATING

Pl.	Name	Nation	Total Segment Score =	Total Element Score +	Tot. Prog. Comp. Score * +	SS	TR	PE			Deduct.
1	Aleksej ILYUTKO	BLR	11.99	4.17	8.32	1.58	1.25	1.33	0.00	0.00	0.50

SS = Skating Skills

TR = Transitions/Linking Footwork/Movement

PE = Performance/Execution

\* = factored score

Printed: 26.03.2014 19:22:05

# Spring Cup 2014 Deduction Protocol

## BOYS - CHICKS B FREE SKATING

#	Name	Nation	Deductions							Total
			Costume/ Prop violation	Time violation	Music violation	Illegal element/m ovement	Falls	Interruption in excess	Costume failure	
1	Aleksej ILYUTKO	BLR					0.5			0.5

Mr. Alexei SHIRSHOV BLR  
Referee

Ms. Elena SAVOSTOVA BLR  
Technical Controller

Printed: 26.03.2014 19:22:15

# Spring Cup 2014

## BOYS - CHICKS B FREE SKATING

## JUDGES DETAILS PER SKATER

Rank	Name	Nation	Starting Number	Total Segment Score	Total Element Score	Total Program Score (factored)	Total Component Score (factored)	Total Deductions
1	Aleksej ILYUTKO	BLR	1	11.99	4.17		8.32	0.50

#	Executed Elements	Info	Base Value	GOE	J1	J2	J3	J4	J5	J6	J7	J8	J9	Ref	Scores of Panel
1	CUSpB		1.50	-0.30	-1	-1	-1								1.20
2	1F+SEQ		0.40	-0.20	-2	-2	-2								0.20
3	1F	e	0.50	-0.23	-3	-2	-2								0.27
4	1Lz		0.60	-0.10	-1	-1	-1								0.50
5	StSqB		1.50	-0.10	-1	0	0								1.40
6	1S+1Lo		0.90	-0.30	-3	-3	-3								0.60
7	CoSp		0.00	0.00	-	-	-								0.00
			<b>5.40</b>												<b>4.17</b>
	<b>Program Components</b>			Factor											
	Skating Skills			2.00	1.50	1.75	1.50								1.58
	Transitions/Linking Footwork/Movement			2.00	1.25	1.25	1.25								1.25
	Performance/Execution			2.00	1.25	1.50	1.25								1.33
	<b>Judges Total Program Component Score (factored)</b>														<b>8.32</b>

<b>Deductions</b>	Falls: -0.50	<b>-0.50</b>
-------------------	--------------	--------------

e Jump take off with wrong edge

printed: 26.03.2014 19:22:19



# Spring Cup 2014

## GIRLS - CUBS A

22 mar 2014	Free Skating
-------------	--------------

Size of Skating Area	:	30m*60m
Ice Conditions	:	very good
Number of Entries	:	7
Number of Participants	:	7

Entry Withdrawn	:	
-----------------	---	--

<b>Free Skating</b>			
Duration	:	2:30	+ - 10 Sec.
Segment Factor	:	1,00	
<b>Program Component Factors</b>			
		Skating Skills	1.70
		Transitions/Linking Footwork/Movemen	1.70
		Performance/Execution	1.70

# Spring Cup 2014

## PANEL OF JUDGES

### GIRLS - CUBS A

#### Officials

<b>Technical Controller</b>	Ms. Ekaterina SEROVA	BLR
<b>Technical Specialist</b>	Ms. Olga UVAZHANAYA	BLR

#### Judges

<b>Referee</b>	Mr. Alexei SHIRSHOV	BLR
<b>Judge No.1</b>	Mr. Alexei SHIRSHOV	BLR
<b>Judge No.2</b>	Ms. Galina VALEEVA	BLR
<b>Judge No.3</b>	Ms. Ekaterina KALENDA	BLR

#### Data/Replay Operator

<b>Data Operator</b>	Mr. Denis SOROKIN	BLR
<b>Replay Operator</b>	Mr. Ivan GORLOV	BLR

# Spring Cup 2014

## RESULTS

### GIRLS - CUBS A FINAL RESULT

Pl. Name	Nation	Total Score	FS
1 Dar'ya KAPSKAYA Minsk	BLR	34,40	1
2 Aleksandra RAZINA Minsk	BLR	26,78	2
3 Aleksandra GAVRILKINA Minsk	BLR	25,74	3
4 Alina DERKACH Minsk	BLR	22,09	4
5 Mariya SHTAJDA Minsk	BLR	21,97	5
6 Kseniya KUDRYASHOVA Minsk	BLR	20,12	6
7 Melania RUSetskAYA Minsk	BLR	16,66	7

**Mr. Alexei SHIRSHOV BLR**  
Referee

Printed: 22.03.2014 14:35:40



**Ms. Ekaterina SEROVA BLR**  
Technical Controller

16,66

20,12

21,97

22,09

25,74

26,78

34,40

# Spring Cup 2014

## STARTING ORDER

### GIRLS - CUBS A FREE SKATING

Starting Number	Name	Nation
1	Melania RUSetskAYA Minsk	BLR
2	Mariya SHTAJDA Minsk	BLR
3	Aleksandra GAVRILKINA Minsk	BLR
4	Kseniya KUDRYASHOVA Minsk	BLR
5	Aleksandra RAZINA Minsk	BLR
6	Alina DERKACH Minsk	BLR
7	Dar'ya KAPSKAYA Minsk	BLR

printed at: 26.03.2014 19:24:37

## Spring Cup 2014

### RESULTS

#### GIRLS - CUBS A FREE SKATING

Pl.	Name	Nation	Total Segment Score
1	Dar'ya KAPSKAYA	BLR	34.40
2	Aleksandra RAZINA	BLR	26.78
3	Aleksandra GAVRILKINA	BLR	25.74
4	Alina DERKACH	BLR	22.09
5	Mariya SHTAJDA	BLR	21.97
6	Kseniya KUDRYASHOVA	BLR	20.12
7	Melania RUSETSKAYA	BLR	16.66

Printed: 26.03.2014 19:25:40

# GIRLS - CUBS A

## RESULT DETAILS FREE SKATING

Pl.	Name	Nation	Total Segment Score =	Total Element Score +	Tot. Prog. Comp. Score * +	SS	TR	PE			Deduct.
1	Dar'ya KAPSKAYA	BLR	34.40	15.20	19.70	3.92	3.67	4.00	0.00	0.00	0.50
2	Aleksandra RAZINA	BLR	26.78	11.90	14.88	3.00	2.75	3.00	0.00	0.00	0.00
3	Aleksandra GAVRILKINA	BLR	25.74	11.50	14.74	3.00	2.75	2.92	0.00	0.00	0.50
4	Alina DERKACH	BLR	22.09	9.35	12.74	2.58	2.33	2.58	0.00	0.00	0.00
5	Mariya SHTAJDA	BLR	21.97	10.06	11.91	2.42	2.17	2.42	0.00	0.00	0.00
6	Kseniya KUDRYASHOVA	BLR	20.12	9.36	11.76	2.42	2.17	2.33	0.00	0.00	1.00
7	Melania RUSETSKAYA	BLR	16.66	8.44	9.22	2.00	1.67	1.75	0.00	0.00	1.00

SS = Skating Skills

TR = Transitions/Linking Footwork/Movement

PE = Performance/Execution

\* = factored score

Printed: 26.03.2014 19:25:54

# Spring Cup 2014 Deduction Protocol

## GIRLS - CUBS A FREE SKATING

# Name	Nation	Deductions							Total
		Costume/ Prop violation	Time violation	Music violation	Illegal element/m ovement	Falls	Interruption in excess	Costume failure	
1	Melania RUSETSKAYA	BLR				1.0			1.0
2	Mariya SHTAJDA	BLR							0.0
3	Aleksandra GAVRILKINA	BLR				0.5			0.5
4	Kseniya KUDRYASHOVA	BLR		0.5		0.5			1.0
5	Aleksandra RAZINA	BLR							0.0
6	Alina DERKACH	BLR							0.0
7	Dar'ya KAPSKAYA	BLR				0.5			0.5

**Mr. Alexei SHIRSHOV** BLR  
Referee

**Ms. Ekaterina SEROVA** BLR  
Technical Controller

# Spring Cup 2014

## GIRLS - CUBS A FREE SKATING

## JUDGES DETAILS PER SKATER

Rank	Name	Nation	Starting Number	Total Segment Score	Total Element Score	Program Score (factored)	Total Component Score (factored)	Total Deductions
1	Dar'ya KAPSKAYA	BLR	7	34.40	15.20		19.70	0.50

#	Executed Elements	Info	Base Value	GOE	J1	J2	J3	J4	J5	J6	J7	J8	J9	Ref	Scores of Panel
1	2Lz+2T<<	<<	2.50	-0.60	-2	-2	-2								1.90
2	2Lz		2.10	-0.90	-3	-3	-3								1.20
3	2Lo		1.80	0.20	0	1	1								2.00
4	StSq2		2.60	0.17	1	0	0								2.77
5	FSSp2		2.30	0.17	1	0	0								2.47
6	1A+1A+SEQ		1.76	-0.07	0	-1	0								1.69
7	CCoSp2		2.50	0.67	2	1	1								3.17
			<b>15.56</b>												<b>15.20</b>
<b>Program Components</b>			Factor												
Skating Skills			1.70		4.00	4.00	3.75							3.92	
Transitions/Linking Footwork/Movement			1.70		3.75	3.75	3.50							3.67	
Performance/Execution			1.70		4.00	4.00	4.00							4.00	
<b>Judges Total Program Component Score (factored)</b>													<b>19.70</b>		

<b>Deductions</b>	Falls: -0.50	<b>-0.50</b>
-------------------	--------------	--------------

<< Downgraded jump

Rank	Name	Nation	Starting Number	Total Segment Score	Total Element Score	Program Score (factored)	Total Component Score (factored)	Total Deductions
2	Aleksandra RAZINA	BLR	5	26.78	11.90		14.88	0.00

#	Executed Elements	Info	Base Value	GOE	J1	J2	J3	J4	J5	J6	J7	J8	J9	Ref	Scores of Panel
1	FSSp2		2.30	0.00	0	0	0								2.30
2	2S+Lo		1.30	-0.40	-2	-2	-2								0.90
3	2Lo		1.80	0.00	0	0	0								1.80
4	CCoSp2		2.50	0.00	0	0	0								2.50
5	StSqB		1.50	0.00	0	0	0								1.50
6	2S		1.30	0.00	0	0	0								1.30
7	1A+1Lo		1.60	0.00	0	0	0								1.60
			<b>12.30</b>												<b>11.90</b>
<b>Program Components</b>			Factor												
Skating Skills			1.70		3.00	3.00	3.00							3.00	
Transitions/Linking Footwork/Movement			1.70		2.75	2.75	2.75							2.75	
Performance/Execution			1.70		3.00	3.00	3.00							3.00	
<b>Judges Total Program Component Score (factored)</b>													<b>14.88</b>		

<b>Deductions</b>		<b>0.00</b>
-------------------	--	-------------

Rank	Name	Nation	Starting Number	Total Segment Score	Total Element Score	Program Score (factored)	Total Component Score (factored)	Total Deductions
3	Aleksandra GAVRILKINA	BLR	3	25.74	11.50		14.74	0.50

#	Executed Elements	Info	Base Value	GOE	J1	J2	J3	J4	J5	J6	J7	J8	J9	Ref	Scores of Panel
1	1A+1Lo		1.60	0.00	0	0	0								1.60
2	2S		1.30	-0.60	-3	-3	-3								0.70
3	FSSp1		2.00	0.00	0	0	0								2.00
4	StSq1		1.80	-0.20	0	-1	-1								1.60
5	2Lo		1.80	0.00	0	0	0								1.80
6	2S+1Lo		1.80	0.00	0	0	0								1.80
7	CCoSp1		2.00	0.00	0	0	0								2.00
			<b>12.30</b>												<b>11.50</b>
<b>Program Components</b>			Factor												
Skating Skills			1.70		3.00	3.00	3.00							3.00	
Transitions/Linking Footwork/Movement			1.70		2.75	2.75	2.75							2.75	
Performance/Execution			1.70		3.00	3.00	2.75							2.92	
<b>Judges Total Program Component Score (factored)</b>													<b>14.74</b>		

<b>Deductions</b>	Falls: -0.50	<b>-0.50</b>
-------------------	--------------	--------------



# Spring Cup 2014

## GIRLS - CUBS A FREE SKATING

## JUDGES DETAILS PER SKATER

Rank	Name	Nation	Starting Number	Total Segment Score	Total Element Score	Program Score (factored)	Total Component Score (factored)	Total Deductions
4	Alina DERKACH	BLR	6	22.09	9.35		12.74	0.00

#	Executed Elements	Info	Base Value	GOE	J1	J2	J3	J4	J5	J6	J7	J8	J9	Ref	Scores of Panel
1	2S<+1T<<	<<	0.90	-0.40	-2	-2	-2								0.50
2	1A+SEQ		0.88	0.00	0	0	0								0.88
3	LSp2		1.90	0.00	0	0	0								1.90
4	StSqB		1.50	-0.20	0	-1	-1								1.30
5	2S		1.30	-0.13	-2	0	0								1.17
6	1A		1.10	0.00	0	0	0								1.10
7	CCoSp2		2.50	0.00	0	0	0								2.50
			<b>10.08</b>												<b>9.35</b>
<b>Program Components</b>				Factor											
Skating Skills				1.70	2.50	2.50	2.75								2.58
Transitions/Linking Footwork/Movement				1.70	2.25	2.25	2.50								2.33
Performance/Execution				1.70	2.50	2.75	2.50								2.58
<b>Judges Total Program Component Score (factored)</b>															<b>12.74</b>

<b>Deductions</b>	<b>0.00</b>
-------------------	-------------

< Under-rotated jump << Downgraded jump

Rank	Name	Nation	Starting Number	Total Segment Score	Total Element Score	Program Score (factored)	Total Component Score (factored)	Total Deductions
5	Mariya SHTAJDA	BLR	2	21.97	10.06		11.91	0.00

#	Executed Elements	Info	Base Value	GOE	J1	J2	J3	J4	J5	J6	J7	J8	J9	Ref	Scores of Panel
1	1A+1A+SEQ		1.76	-0.40	-2	-2	-2								1.36
2	2Lo		1.80	-0.80	-2	-3	-3								1.00
3	FSSp1		2.00	0.00	0	0	0								2.00
4	StSq1		1.80	0.00	0	0	0								1.80
5	2Lo		1.80	-0.70	-2	-3	-2								1.10
6	2S<	<	0.90	-0.40	-2	-2	-2								0.50
7	CCoSp2		2.50	-0.20	0	-1	-1								2.30
			<b>12.56</b>												<b>10.06</b>
<b>Program Components</b>				Factor											
Skating Skills				1.70	2.25	2.50	2.50								2.42
Transitions/Linking Footwork/Movement				1.70	2.00	2.25	2.25								2.17
Performance/Execution				1.70	2.25	2.50	2.50								2.42
<b>Judges Total Program Component Score (factored)</b>															<b>11.91</b>

<b>Deductions</b>	<b>0.00</b>
-------------------	-------------

< Under-rotated jump

Rank	Name	Nation	Starting Number	Total Segment Score	Total Element Score	Program Score (factored)	Total Component Score (factored)	Total Deductions
6	Kseniya KUDRYASHOVA	BLR	4	20.12	9.36		11.76	1.00

#	Executed Elements	Info	Base Value	GOE	J1	J2	J3	J4	J5	J6	J7	J8	J9	Ref	Scores of Panel
1	1A+1A+SEQ		1.76	0.00	0	0	0								1.76
2	2S+1Lo		1.80	0.00	0	0	0								1.80
3	2Lo		1.80	0.00	0	0	0								1.80
4	SSp1		1.30	-0.10	0	-1	0								1.20
5	StSq1		1.80	-0.30	-1	-1	-1								1.50
6	2S		1.30	0.00	0	0	0								1.30
7	CSp		0.00	0.00	-	-	-								0.00
			<b>9.76</b>												<b>9.36</b>
<b>Program Components</b>				Factor											
Skating Skills				1.70	2.25	2.50	2.50								2.42
Transitions/Linking Footwork/Movement				1.70	2.00	2.25	2.25								2.17
Performance/Execution				1.70	2.25	2.50	2.25								2.33
<b>Judges Total Program Component Score (factored)</b>															<b>11.76</b>

<b>Deductions</b>	Time violation: -0.50	Falls: -0.50	<b>-1.00</b>
-------------------	-----------------------	--------------	--------------

# Spring Cup 2014

## GIRLS - CUBS A FREE SKATING

## JUDGES DETAILS PER SKATER

Rank	Name	Nation	Starting Number	Total Segment Score	Total Element Score	Program Score (factored)	Total Component	Total Deductions
7	Melania RUSETSKAYA	BLR	1	16.66	8.44		9.22	1.00

#	Executed Elements	Info	Base Value	GOE	J1	J2	J3	J4	J5	J6	J7	J8	J9	Ref	Scores of Panel
1	2S<	<	0.90	-0.60	-3	-3	-3								0.30
2	1A		1.10	-0.53	-2	-3	-3								0.57
3	1A+2S<<	<<	1.50	-0.53	-3	-3	-2								0.97
4	1A+2Lo<<	<<	1.60	-0.60	-3	-3	-3								1.00
5	2F<<*	*	0.00	0.00	-	-	-								0.00
6	FSSp2		2.30	-0.10	-1	0	0								2.20
7	StSqB		1.50	0.00	0	0	0								1.50
8	CCoSp1		2.00	-0.10	-1	0	0								1.90
			<b>10.90</b>												<b>8.44</b>
	<b>Program Components</b>			Factor											
	Skating Skills			1.70	1.75	2.25	2.00								2.00
	Transitions/Linking Footwork/Movement			1.70	1.50	1.75	1.75								1.67
	Performance/Execution			1.70	1.50	2.00	1.75								1.75
	<b>Judges Total Program Component Score (factored)</b>														<b>9.22</b>

<b>Deductions</b>	Falls: -1.00	<b>-1.00</b>
-------------------	--------------	--------------

< Under-rotated jump << Downgraded jump \* Invalid element

printed: 26.03.2014 19:27:47

# Spring Cup 2014

## BOYS - CUBS A

22 mar 2014	Free Skating
-------------	--------------

Size of Skating Area	:	30m*60m
Ice Conditions	:	very good
Number of Entries	:	1
Number of Participants	:	1

Entry Withdrawn	:	
-----------------	---	--

<b>Free Skating</b>			
Duration	:	2:30	+ - 10 Sec.
Segment Factor	:	1,00	
<b>Program Component Factors</b>		Skating Skills	2.00
		Transitions/Linking Footwork/Movemen	2.00
		Performance/Execution	2.00

# Spring Cup 2014

## PANEL OF JUDGES

### BOYS - CUBS A

#### Officials

<b>Technical Controller</b>	Ms. Ekaterina SEROVA	BLR
<b>Technical Specialist</b>	Ms. Olga UVAZHANAYA	BLR

#### Judges

<b>Referee</b>	Mr. Alexei SHIRSHOV	BLR
<b>Judge No.1</b>	Mr. Alexei SHIRSHOV	BLR
<b>Judge No.2</b>	Ms. Galina VALEEVA	BLR
<b>Judge No.3</b>	Ms. Ekaterina KALENDA	BLR

#### Data/Replay Operator

<b>Data Operator</b>	Mr. Denis SOROKIN	BLR
<b>Replay Operator</b>	Mr. Ivan GORLOV	BLR

## Spring Cup 2014

### RESULTS

#### BOYS - CUBS A FINAL RESULT

Pl. Name	Nation	Total Score	FS
1 Pilip STSIAPANKOV Minsk	BLR	25,21	1

**Mr. Alexei SHIRSHOV BLR**

Referee

Printed: 22.03.2014 14:36:29

**Ms. Ekaterina SEROVA BLR**

Technical Controller

# Spring Cup 2014

## STARTING ORDER

### BOYS - CUBS A FREE SKATING

Starting Number	Name	Nation
1	Pilip STSIAPANKOV Minsk	BLR

printed at: 26.03.2014 19:35:00

# Spring Cup 2014

## RESULTS

### BOYS - CUBS A FREE SKATING

Pl.	Name	Nation	Total Segment Score
1	Pilip STSIAPANKOV	BLR	25.21

Printed: 26.03.2014 19:35:14

# BOYS - CUBS A

## RESULT DETAILS FREE SKATING

Pl.	Name	Nation	Total Segment Score =	Total Element Score +	Tot. Prog. Comp. Score * +	SS	TR	PE			Deduct.
1	Pilip STSIAPANKOV	BLR	25.21	9.53	15.68	2.67	2.42	2.75	0.00	0.00	0.00

SS = Skating Skills

TR = Transitions/Linking Footwork/Movement

PE = Performance/Execution

\* = factored score

Printed: 26.03.2014 19:35:24



# Spring Cup 2014 Deduction Protocol

## BOYS - CUBS A FREE SKATING

#	Name	Nation	Deductions							Total
			Costume/ Prop violation	Time violation	Music violation	Illegal element/m ovement	Falls	Interruption in excess	Costume failure	
1	Pilip STSIAPANKOV	BLR								0.0

Mr. Alexei SHIRSHOV BLR  
Referee

Ms. Ekaterina SEROVA BLR  
Technical Controller

Printed: 26.03.2014 19:35:37

# Spring Cup 2014

## BOYS - CUBS A FREE SKATING

## JUDGES DETAILS PER SKATER

Rank	Name	Nation	Starting Number	Total Segment Score	Total Element Score	Program Score (factored)	Total Component Score (factored)	Total Deductions
1	Pilip STSIAPANKOV	BLR	1	25.21	9.53		15.68	0.00

#	Executed Elements	Info	Base Value	GOE	J1	J2	J3	J4	J5	J6	J7	J8	J9	Ref	Scores of Panel
1	1A		1.10	0.00	0	0	0								1.10
2	2S<+2Lo<<	<<	1.40	-0.47	-3	-2	-2								0.93
3	2Lz<<	e	0.60	-0.30	-3	-3	-3								0.30
4	FCCoSp2		2.50	-0.20	-1	-1	0								2.30
5	StSq1		1.80	-0.50	-1	-2	-2								1.30
6	1A+2S<<	<<	1.50	-0.40	-2	-2	-2								1.10
7	CCoSp2		2.50	0.00	0	0	0								2.50
			<b>11.40</b>												<b>9.53</b>
	<b>Program Components</b>			Factor											
	Skating Skills			2.00	2.75	2.75	2.50								2.67
	Transitions/Linking Footwork/Movement			2.00	2.50	2.50	2.25								2.42
	Performance/Execution			2.00	2.75	2.75	2.75								2.75
	<b>Judges Total Program Component Score (factored)</b>														<b>15.68</b>

Deductions	Total
	<b>0.00</b>

< Under-rotated jump << Downgraded jump e Jump take off with wrong edge

printed: 26.03.2014 19:35:52

# Spring Cup 2014

## GIRLS - CUBS B

21 map 2014	Free Skating
-------------	--------------

Size of Skating Area	:	30m*60m
Ice Conditions	:	very good
Number of Entries	:	10
Number of Participants	:	10

Entry Withdrawn	:	
-----------------	---	--

<b>Free Skating</b>			
Duration	:	2:30	+ - 10 Sec.
Segment Factor	:	1,00	
<b>Program Component Factors</b>	Skating Skills		1.70
	Transitions/Linking Footwork/Movemen		1.70
	Performance/Execution		1.70

# Spring Cup 2014

## PANEL OF JUDGES

### GIRLS - CUBS B

#### Officials

<b>Technical Controller</b>	Ms. Elena SAVOSTOVA	BLR
<b>Technical Specialist</b>	Ms. Olga UVAZHANAYA	BLR

#### Judges

<b>Referee</b>	Mr. Alexandre GOROJDANOV	BLR
<b>Judge No.1</b>	Mr. Alexandre GOROJDANOV	BLR
<b>Judge No.2</b>	Ms. Galina VALEEVA	BLR
<b>Judge No.3</b>	Ms. Ekaterina KALENDA	BLR

#### Data/Replay Operator

<b>Data Operator</b>	Mr. Denis SOROKIN	BLR
<b>Replay Operator</b>	Mr. Ivan GORLOV	BLR

## Spring Cup 2014

### RESULTS


#### GIRLS - CUBS B FINAL RESULT

Pl.	Name	Nation	Total Score	FS
1	Aleksandra KAREN'GINA Minsk	BLR	29,63	1
2	Varvara ZANKOVICH Minsk	BLR	29,21	2
3	Ul'yana LAVRENOVA Minsk	BLR	25,56	3
4	Kristina BIOH Minsk	BLR	21,25	4
5	Anastasiya MAKEICHYK Minsk	BLR	20,19	5
6	Yana BARAZNA Minsk	BLR	19,79	6
7	Polina GURCHENKO Minsk	BLR	18,19	7
8	Diana HOMCHIK Minsk	BLR	14,66	8
9	O'ga SVIRID Minsk	BLR	14,08	9
10	Yuliya KULINICH Minsk	BLR	13,49	10

**Mr. Alexandre GOROJDANOV BLR**

Referee

Printed: 21.03.2014 16:44:56



**Ms. Elena SAVOSTOVA BLR**

Technical Controller



# Spring Cup 2014

## STARTING ORDER

### GIRLS - CUBS B FREE SKATING

Starting Number	Name	Nation
1	Ul'yana LAVRENOVA Minsk	BLR
2	Diana HOMCHIK Minsk	BLR
3	Kristina BIOH Minsk	BLR
4	Yuliya KULINICH Minsk	BLR
5	Ol'ga SVIRID Minsk	BLR
6	Aleksandra KAREN'GINA Minsk	BLR
7	Yana BARAZNA Minsk	BLR
8	Anastasiya MAKEICHYK Minsk	BLR
9	Polina GURCHENKO Minsk	BLR
10	Varvara ZANKOVICH Minsk	BLR

## Spring Cup 2014

### RESULTS

#### GIRLS - CUBS B FREE SKATING

Pl.	Name	Nation	Total Segment Score
1	Aleksandra KAREN'GINA	BLR	29.63
2	Varvara ZANKOVICH	BLR	29.21
3	Ul'yana LAVRENOVA	BLR	25.56
4	Kristina BIOH	BLR	21.25
5	Anastasiya MAKEICHYK	BLR	20.19
6	Yana BARAZNA	BLR	19.79
7	Polina GURCHENKO	BLR	18.19
8	Diana HOMCHIK	BLR	14.66
9	Ol'ga SVIRID	BLR	14.08
10	Yuliya KULINICH	BLR	13.49

Printed: 26.03.2014 22:24:23

# GIRLS - CUBS B

## RESULT DETAILS FREE SKATING

Pl.	Name	Nation	Total Segment Score =	Total Element Score +	Tot. Prog. Comp. Score * +	SS	TR	PE			Deduct. -
1	Aleksandra KAREN'GINA	BLR	29.63	13.33	16.30	3.25	3.08	3.25	0.00	0.00	0.00
2	Varvara ZANKOVICH	BLR	29.21	13.90	15.31	3.08	2.67	3.25	0.00	0.00	0.00
3	Ul'yana LAVRENOVA	BLR	25.56	11.67	13.89	2.75	2.50	2.92	0.00	0.00	0.00
4	Kristina BIOH	BLR	21.25	8.86	12.89	2.58	2.42	2.58	0.00	0.00	0.50
5	Anastasiya MAKEICHYK	BLR	20.19	7.58	12.61	2.50	2.42	2.50	0.00	0.00	0.00
6	Yana BARAZNA	BLR	19.79	8.96	11.33	2.33	2.08	2.25	0.00	0.00	0.50
7	Polina GURCHENKO	BLR	18.19	6.00	12.19	2.50	2.25	2.42	0.00	0.00	0.00
8	Diana HOMCHIK	BLR	14.66	5.87	8.79	1.75	1.50	1.92	0.00	0.00	0.00
9	Ol'ga SVIRID	BLR	14.08	6.21	8.37	1.75	1.50	1.67	0.00	0.00	0.50
10	Yuliya KULINICH	BLR	13.49	7.18	6.81	1.42	1.17	1.42	0.00	0.00	0.50

SS = Skating Skills

TR = Transitions/Linking Footwork/Movement

PE = Performance/Execution

\* = factored score

Printed: 26.03.2014 22:24:35



# Spring Cup 2014

## Deduction Protocol

### GIRLS - CUBS B FREE SKATING

#	Name	Nation	Deductions						Total	
			Costume/ Prop violation	Time violation	Music violation	Illegal element/m ovement	Falls	Interruption in excess		Costume failure
1	Ul'yana LAVRENOVA	BLR								0.0
2	Diana HOMCHIK	BLR								0.0
3	Kristina BIOH	BLR					0.5			0.5
4	Yuliya KULINICH	BLR					0.5			0.5
5	O'lga SVIRID	BLR					0.5			0.5
6	Aleksandra KAREN'GINA	BLR								0.0
7	Yana BARAZNA	BLR					0.5			0.5
8	Anastasiya MAKEICHYK	BLR								0.0
9	Polina GURCHENKO	BLR								0.0
10	Varvara ZANKOVICH	BLR								0.0

**Mr. Alexandre GOROJDANOV** BLR  
Referee

**Ms. Elena SAVOSTOVA** BLR  
Technical Controller

# Spring Cup 2014

## GIRLS - CUBS B FREE SKATING

## JUDGES DETAILS PER SKATER

Rank	Name	Nation	Starting Number	Total Segment Score	Total Element Score	Program Score (factored)	Total Component Score (factored)	Total Deductions
1	Aleksandra KAREN'GINA	BLR	6	29.63	13.33		16.30	0.00

#	Executed Elements	Info	Base Value	GOE	J1	J2	J3	J4	J5	J6	J7	J8	J9	Ref	Scores of Panel
1	1A		1.10	0.33	2	2	1								1.43
2	CCoSp2		2.50	0.50	1	1	1								3.00
3	2Lo<	<	1.30	-0.30	-1	-1	-1								1.00
4	1Lz+1T		1.00	0.00	0	0	0								1.00
5	StSq1		1.80	0.50	1	1	1								2.30
6	1A+1Lo		1.60	0.00	0	0	0								1.60
7	FCCoSp2		2.50	0.50	1	1	1								3.00
			<b>11.80</b>												<b>13.33</b>
<b>Program Components</b>			<b>Factor</b>												
Skating Skills			1.70		3.25	3.25	3.25							3.25	
Transitions/Linking Footwork/Movement			1.70		3.25	3.00	3.00							3.08	
Performance/Execution			1.70		3.25	3.25	3.25							3.25	
<b>Judges Total Program Component Score (factored)</b>													<b>16.30</b>		

<b>Deductions</b>	<b>0.00</b>
-------------------	-------------

< Under-rotated jump

Rank	Name	Nation	Starting Number	Total Segment Score	Total Element Score	Program Score (factored)	Total Component Score (factored)	Total Deductions
2	Varvara ZANKOVICH	BLR	10	29.21	13.90		15.31	0.00

#	Executed Elements	Info	Base Value	GOE	J1	J2	J3	J4	J5	J6	J7	J8	J9	Ref	Scores of Panel
1	2Lo+1T		2.20	-0.30	-1	-1	-1								1.90
2	2Lo		1.80	0.00	0	0	0								1.80
3	1A+1Lo		1.60	0.00	0	0	0								1.60
4	1A		1.10	0.07	0	0	1								1.17
5	SSp2		1.60	0.50	1	1	1								2.10
6	StSqB		1.50	0.50	1	1	1								2.00
7	CCoSp2		2.50	0.83	2	1	2								3.33
			<b>12.30</b>												<b>13.90</b>
<b>Program Components</b>			<b>Factor</b>												
Skating Skills			1.70		3.25	3.00	3.00							3.08	
Transitions/Linking Footwork/Movement			1.70		2.75	2.50	2.75							2.67	
Performance/Execution			1.70		3.50	3.00	3.25							3.25	
<b>Judges Total Program Component Score (factored)</b>													<b>15.31</b>		

<b>Deductions</b>	<b>0.00</b>
-------------------	-------------

Rank	Name	Nation	Starting Number	Total Segment Score	Total Element Score	Program Score (factored)	Total Component Score (factored)	Total Deductions
3	UI'yana LAVRENOVA	BLR	1	25.56	11.67		13.89	0.00

#	Executed Elements	Info	Base Value	GOE	J1	J2	J3	J4	J5	J6	J7	J8	J9	Ref	Scores of Panel
1	2S		1.30	0.00	0	0	0								1.30
2	1A		1.10	0.20	1	1	1								1.30
3	LSpB		1.20	0.50	1	1	1								1.70
4	1F+1Lo		1.00	0.20	1	1	1								1.20
5	StSqB		1.50	0.17	1	0	0								1.67
6	1A+1Lo		1.60	0.07	0	0	1								1.67
7	CCoSp2		2.50	0.33	0	1	1								2.83
			<b>10.20</b>												<b>11.67</b>
<b>Program Components</b>			<b>Factor</b>												
Skating Skills			1.70		2.75	2.75	2.75							2.75	
Transitions/Linking Footwork/Movement			1.70		2.50	2.50	2.50							2.50	
Performance/Execution			1.70		3.00	2.75	3.00							2.92	
<b>Judges Total Program Component Score (factored)</b>													<b>13.89</b>		

<b>Deductions</b>	<b>0.00</b>
-------------------	-------------

# Spring Cup 2014

## GIRLS - CUBS B FREE SKATING

## JUDGES DETAILS PER SKATER

Rank	Name	Nation	Starting Number	Total Segment Score	Total Element Score	Total Program Score (factored)	Total Component Score (factored)	Total Deductions
4	Kristina BIOH	BLR	3	21.25	8.86		12.89	0.50

#	Executed Elements	Info	Base Value	GOE	J1	J2	J3	J4	J5	J6	J7	J8	J9	Ref	Scores of Panel
1	1A		1.10	-0.60	-3	-3	-3								0.50
2	1A		1.10	0.13	1	1	0								1.23
3	1Lz+1Lo		1.10	0.00	0	0	0								1.10
4	1F+1T		0.90	0.13	1	1	0								1.03
5	SSp2		1.60	0.50	1	1	1								2.10
6	StSqB		1.50	0.00	0	0	0								1.50
7	CCoSpB		1.70	-0.30	-1	-1	-1								1.40
			<b>9.00</b>												<b>8.86</b>
	<b>Program Components</b>			Factor											
	Skating Skills			1.70	2.50	2.75	2.50								2.58
	Transitions/Linking Footwork/Movement			1.70	2.50	2.50	2.25								2.42
	Performance/Execution			1.70	2.50	2.50	2.75								2.58
	<b>Judges Total Program Component Score (factored)</b>														<b>12.89</b>

<b>Deductions</b>	Falls: -0.50	<b>-0.50</b>
-------------------	--------------	--------------

Rank	Name	Nation	Starting Number	Total Segment Score	Total Element Score	Total Program Score (factored)	Total Component Score (factored)	Total Deductions
5	Anastasiya MAKEICHYK	BLR	8	20.19	7.58		12.61	0.00

#	Executed Elements	Info	Base Value	GOE	J1	J2	J3	J4	J5	J6	J7	J8	J9	Ref	Scores of Panel
1	1A+SEQ		0.88	-0.40	-2	-2	-2								0.48
2	1Lz		0.60	0.20	1	1	1								0.80
3	FSSp1		2.00	-0.60	-2	-2	-2								1.40
4	StSqB		1.50	0.00	0	0	0								1.50
5	1F+1Lo		1.00	0.00	0	0	0								1.00
6	1A		1.10	-0.40	-2	-2	-2								0.70
7	CCoSp1		2.00	-0.30	-1	-1	-1								1.70
			<b>9.08</b>												<b>7.58</b>
	<b>Program Components</b>			Factor											
	Skating Skills			1.70	2.50	2.50	2.50								2.50
	Transitions/Linking Footwork/Movement			1.70	2.50	2.25	2.50								2.42
	Performance/Execution			1.70	2.75	2.50	2.25								2.50
	<b>Judges Total Program Component Score (factored)</b>														<b>12.61</b>

<b>Deductions</b>		<b>0.00</b>
-------------------	--	-------------

Rank	Name	Nation	Starting Number	Total Segment Score	Total Element Score	Total Program Score (factored)	Total Component Score (factored)	Total Deductions
6	Yana BARAZNA	BLR	7	19.79	8.96		11.33	0.50

#	Executed Elements	Info	Base Value	GOE	J1	J2	J3	J4	J5	J6	J7	J8	J9	Ref	Scores of Panel
1	1A+1Lo		1.60	0.00	0	0	0								1.60
2	1F		0.50	0.13	1	1	0								0.63
3	CCoSp1		2.00	0.00	0	0	0								2.00
4	StSq1		1.80	0.00	0	0	0								1.80
5	1F+1Lo		1.00	0.13	1	1	0								1.13
6	1A		1.10	-0.60	-3	-3	-3								0.50
7	SSp1		1.30	0.00	0	0	0								1.30
			<b>9.30</b>												<b>8.96</b>
	<b>Program Components</b>			Factor											
	Skating Skills			1.70	2.25	2.25	2.50								2.33
	Transitions/Linking Footwork/Movement			1.70	2.00	2.00	2.25								2.08
	Performance/Execution			1.70	2.25	2.25	2.25								2.25
	<b>Judges Total Program Component Score (factored)</b>														<b>11.33</b>

<b>Deductions</b>	Falls: -0.50	<b>-0.50</b>
-------------------	--------------	--------------

# Spring Cup 2014

## GIRLS - CUBS B FREE SKATING

## JUDGES DETAILS PER SKATER

Rank	Name	Nation	Starting Number	Total Segment Score	Total Element Score	Program Score (factored)	Total Component Score (factored)	Total Deductions
7	Polina GURCHENKO	BLR	9	18.19	6.00		12.19	0.00

#	Executed Elements	Info	Base Value	GOE	J1	J2	J3	J4	J5	J6	J7	J8	J9	Ref	Scores of Panel
1	1Lz+1Lo		1.10	0.00	0	0	0								1.10
2	1A<<	<<	0.00	0.00	-	-	-								0.00
3	1Lz+1Lo		1.10	0.00	0	0	0								1.10
4	CoSp		0.00	0.00	-	-	-								0.00
5	StSqB		1.50	0.00	0	0	0								1.50
6	1F		0.50	0.00	0	0	0								0.50
7	SSp1		1.30	0.50	1	1	1								1.80
			<b>5.50</b>												<b>6.00</b>
	<b>Program Components</b>			Factor											
	Skating Skills			1.70	2.50	2.50	2.50								2.50
	Transitions/Linking Footwork/Movement			1.70	2.25	2.25	2.25								2.25
	Performance/Execution			1.70	2.50	2.50	2.25								2.42
	<b>Judges Total Program Component Score (factored)</b>														<b>12.19</b>

<b>Deductions</b>	<b>0.00</b>
-------------------	-------------

<< Downgraded jump

Rank	Name	Nation	Starting Number	Total Segment Score	Total Element Score	Program Score (factored)	Total Component Score (factored)	Total Deductions
8	Diana HOMCHIK	BLR	2	14.66	5.87		8.79	0.00

#	Executed Elements	Info	Base Value	GOE	J1	J2	J3	J4	J5	J6	J7	J8	J9	Ref	Scores of Panel
1	1A		1.10	-0.20	-1	-1	-1								0.90
2	CoSp		0.00	0.00	-	-	-								0.00
3	1Lz+1Lo	e	1.10	-0.13	-1	-2	-1								0.97
4	SSp1		1.30	0.00	0	0	0								1.30
5	1F+1Lo		1.00	0.00	0	0	0								1.00
6	1S		0.40	0.00	0	0	0								0.40
7	StSqB		1.50	-0.20	-1	-1	0								1.30
			<b>6.40</b>												<b>5.87</b>
	<b>Program Components</b>			Factor											
	Skating Skills			1.70	1.75	1.75	1.75								1.75
	Transitions/Linking Footwork/Movement			1.70	1.50	1.50	1.50								1.50
	Performance/Execution			1.70	2.00	2.00	1.75								1.92
	<b>Judges Total Program Component Score (factored)</b>														<b>8.79</b>

<b>Deductions</b>	<b>0.00</b>
-------------------	-------------

e Jump take off with wrong edge

# Spring Cup 2014

## GIRLS - CUBS B FREE SKATING

## JUDGES DETAILS PER SKATER

Rank	Name	Nation	Starting Number	Total Segment Score	Total Element Score	Program Score (factored)	Total Component Score (factored)	Total Deductions
9	Ol'ga SVIRID	BLR	5	14.08	6.21		8.37	0.50

#	Executed Elements	Info	Base Value	GOE	J1	J2	J3	J4	J5	J6	J7	J8	J9	Ref	Scores of Panel
1	1A		1.10	0.00	0	0	0								1.10
2	2S<	<	0.90	-0.60	-3	-3	-3								0.30
3	SSpB		1.10	-0.90	-3	-3	-3								0.20
4	1A+SEQ		0.88	-0.60	-3	-3	-3								0.28
5	1F+1T		0.90	-0.07	0	-1	-1								0.83
6	StSqB		1.50	0.00	0	0	0								1.50
7	CCoSp2		2.50	-0.50	-1	-2	-2								2.00
			<b>8.88</b>												<b>6.21</b>
	<b>Program Components</b>			Factor											
	Skating Skills			1.70	1.75	1.75	1.75								1.75
	Transitions/Linking Footwork/Movement			1.70	1.50	1.50	1.50								1.50
	Performance/Execution			1.70	1.75	1.75	1.50								1.67
	<b>Judges Total Program Component Score (factored)</b>														<b>8.37</b>

<b>Deductions</b>	Falls: -0.50	<b>-0.50</b>
-------------------	--------------	--------------

< Under-rotated jump

Rank	Name	Nation	Starting Number	Total Segment Score	Total Element Score	Program Score (factored)	Total Component Score (factored)	Total Deductions
10	Yuliya KULINICH	BLR	4	13.49	7.18		6.81	0.50

#	Executed Elements	Info	Base Value	GOE	J1	J2	J3	J4	J5	J6	J7	J8	J9	Ref	Scores of Panel
1	1A+SEQ		0.88	-0.60	-3	-3	-3								0.28
2	2S		1.30	-0.60	-3	-3	-3								0.70
3	1A		1.10	-0.40	-2	-2	-2								0.70
4	SSp1		1.30	0.00	0	0	0								1.30
5	1F+1Lo		1.00	0.00	0	0	0								1.00
6	StSqB		1.50	0.00	0	0	0								1.50
7	CCoSp1		2.00	-0.30	-1	-1	-1								1.70
			<b>9.08</b>												<b>7.18</b>
	<b>Program Components</b>			Factor											
	Skating Skills			1.70	1.25	1.50	1.50								1.42
	Transitions/Linking Footwork/Movement			1.70	1.00	1.25	1.25								1.17
	Performance/Execution			1.70	1.50	1.50	1.25								1.42
	<b>Judges Total Program Component Score (factored)</b>														<b>6.81</b>

<b>Deductions</b>	Falls: -0.50	<b>-0.50</b>
-------------------	--------------	--------------

printed: 26.03.2014 22:24:49

# Spring Cup 2014

## GIRLS - SPRINGS B

21 map 2014	Free Skating
-------------	--------------

Size of Skating Area	:	30m*60m
Ice Conditions	:	very good
Number of Entries	:	9
Number of Participants	:	9

Entry Withdrawn	:	
-----------------	---	--

<b>Free Skating</b>			
Duration	:	2:30	+ - 10 Sec.
Segment Factor	:	1,00	
<b>Program Component Factors</b>		Skating Skills	1.70
		Transitions/Linking Footwork/Movemen	1.70
		Performance/Execution	1.70

# Spring Cup 2014

## PANEL OF JUDGES

### GIRLS - SPRINGS B

#### Officials

<b>Technical Controller</b>	Ms. Elena SAVOSTOVA	BLR
<b>Technical Specialist</b>	Ms. Olga UVAZHANAYA	BLR

#### Judges

<b>Referee</b>	Mr. Alexandre GOROJDANOV	BLR
<b>Judge No.1</b>	Mr. Alexandre GOROJDANOV	BLR
<b>Judge No.2</b>	Ms. Galina VALEEVA	BLR
<b>Judge No.3</b>	Ms. Ekaterina KALENDA	BLR

#### Data/Replay Operator

<b>Data Operator</b>	Mr. Denis SOROKIN	BLR
<b>Replay Operator</b>	Mr. Ivan GORLOV	BLR

# Spring Cup 2014

## RESULTS

### GIRLS - SPRINGS B FINAL RESULT

Pl. Name	Nation	Total Score	FS
1 Hanna HERASIMOVA Minsk	BLR	26,97	1
2 Ekaterina POLOVNIKOVA Pruzhanj	BLR	26,90	2
3 Dar'ya MALIKOVA Gomel	BLR	26,49	3
4 Alina LANINA Minsk	BLR	25,84	4
5 Ol'ga VOLOH Minsk	BLR	20,95	5
6 Alina SAVRIKO Minsk	BLR	18,38	6
7 Kseniya KRYVAROT Minsk	BLR	16,09	7
8 Ekaterina KRUPEN'KOVA Minsk	BLR	15,61	8
9 Angelina KOROL' Minsk	BLR	12,30	9

**Mr. Alexandre GOROJDANOV BLR**  
Referee

Printed: 21.03.2014 18:01:46



**Ms. Elena SAVOSTOVA BLR**  
Technical Controller





# Spring Cup 2014

## STARTING ORDER

### GIRLS - SPRINGS B FREE SKATING

Starting Number	Name	Nation
1	Alina SAVRIKO Minsk	BLR
2	Ekaterina KRUPEN'KOVA Minsk	BLR
3	Hanna HERASIMOVA Minsk	BLR
4	Kseniya KRYVAROT Minsk	BLR
5	Ekaterina POLOVNIKOVA Pruzhany	BLR
6	Angelina KOROL' Minsk	BLR
7	Alina LANINA Minsk	BLR
8	Ol'ga VOLOH Minsk	BLR
9	Dar'ya MALIKOVA Gomel	BLR

## Spring Cup 2014

### RESULTS

#### GIRLS - SPRINGS B FREE SKATING

Pl.	Name	Nation	Total Segment Score
1	Hanna HERASIMOVA	BLR	26.97
2	Ekaterina POLOVNIKOVA	BLR	26.90
3	Dar'ya MALIKOVA	BLR	26.49
4	Alina LANINA	BLR	25.84
5	Ol'ga VOLOH	BLR	20.95
6	Alina SAVRIKO	BLR	18.38
7	Kseniya KRYVAROT	BLR	16.09
8	Ekaterina KRUPEN'KOVA	BLR	15.61
9	Angelina KOROL'	BLR	12.30

Printed: 26.03.2014 22:27:45

# GIRLS - SPRINGS B

## RESULT DETAILS FREE SKATING

Pl.	Name	Nation	Total Segment Score =	Total Element Score +	Tot. Prog. Comp. Score * +	SS	TR	PE			Deduct. -
1	Hanna HERASIMOVA	BLR	26.97	13.50	13.47	2.75	2.50	2.67	0.00	0.00	0.00
2	Ekaterina POLOVNIKOVA	BLR	26.90	14.99	11.91	2.50	2.25	2.25	0.00	0.00	0.00
3	Dar'ya MALIKOVA	BLR	26.49	11.06	17.43	3.50	3.25	3.50	0.00	0.00	2.00
4	Alina LANINA	BLR	25.84	12.37	13.47	2.75	2.50	2.67	0.00	0.00	0.00
5	Ol'ga VOLOH	BLR	20.95	8.48	13.47	2.75	2.50	2.67	0.00	0.00	1.00
6	Alina SAVRIKO	BLR	18.38	7.19	11.19	2.25	2.00	2.33	0.00	0.00	0.00
7	Kseniya KRYVAROT	BLR	16.09	7.03	11.06	2.25	2.00	2.25	0.00	0.00	2.00
8	Ekaterina KRUPEN'KOVA	BLR	15.61	7.53	8.08	1.75	1.50	1.50	0.00	0.00	0.00
9	Angelina KOROL'	BLR	12.30	5.71	7.09	1.50	1.25	1.42	0.00	0.00	0.50

SS = Skating Skills

TR = Transitions/Linking Footwork/Movement

PE = Performance/Execution

\* = factored score

Printed: 26.03.2014 22:27:56

# Spring Cup 2014

## Deduction Protocol

### GIRLS - SPRINGS B FREE SKATING

#	Name	Nation	Deductions						Total	
			Costume/ Prop violation	Time violation	Music violation	Illegal element/m ovement	Falls	Interruption in excess		Costume failure
1	Alina SAVRIKO	BLR								0.0
2	Ekaterina KRUPEN'KOVA	BLR								0.0
3	Hanna HERASIMOVA	BLR								0.0
4	Kseniya KRYVAROT	BLR					2.0			2.0
5	Ekaterina POLOVNIKOVA	BLR								0.0
6	Angelina KOROL'	BLR		0.5						0.5
7	Alina LANINA	BLR								0.0
8	Ol'ga VOLOH	BLR					1.0			1.0
9	Dar'ya MALIKOVA	BLR					2.0			2.0

Mr. Alexandre GOROJDANOV BLR  
Referee

Ms. Elena SAVOSTOVA BLR  
Technical Controller

# Spring Cup 2014

## GIRLS - SPRINGS B FREE SKATING

## JUDGES DETAILS PER SKATER

Rank	Name	Nation	Starting Number	Total Segment Score	Total Element Score	Program Score (factored)	Total Component Score (factored)	Total Deductions
1	Hanna HERASIMOVA	BLR	3	26.97	13.50		13.47	0.00

#	Executed Elements	Info	Base Value	GOE	J1	J2	J3	J4	J5	J6	J7	J8	J9	Ref	Scores of Panel
1	1A+1T		1.50	0.00	0	0	0								1.50
2	2S+1Lo		1.80	0.00	0	0	0								1.80
3	FSSp1		2.00	-0.20	0	-1	-1								1.80
4	2S		1.30	-0.20	-1	-1	-1								1.10
5	CCoSp2		2.50	0.00	0	0	0								2.50
6	1Lz+1Lo		1.10	0.00	0	0	0								1.10
7	StSqB		1.50	0.00	0	0	0								1.50
8	CSpB		1.10	0.00	0	0	0								1.10
9	1A		1.10	0.00	0	0	0								1.10
			<b>13.90</b>												<b>13.50</b>
	<b>Program Components</b>			Factor											
	Skating Skills			1.70	2.75	2.75	2.75								2.75
	Transitions/Linking Footwork/Movement			1.70	2.50	2.50	2.50								2.50
	Performance/Execution			1.70	2.50	2.75	2.75								2.67
	<b>Judges Total Program Component Score (factored)</b>														<b>13.47</b>

<b>Deductions</b>	<b>0.00</b>
-------------------	-------------

Rank	Name	Nation	Starting Number	Total Segment Score	Total Element Score	Program Score (factored)	Total Component Score (factored)	Total Deductions
2	Ekaterina POLOVNIKOVA	BLR	5	26.90	14.99		11.91	0.00

#	Executed Elements	Info	Base Value	GOE	J1	J2	J3	J4	J5	J6	J7	J8	J9	Ref	Scores of Panel
1	FSSp2		2.30	0.00	0	0	0								2.30
2	2S+1Lo		1.80	0.00	0	0	0								1.80
3	1Lz+1Lo		1.10	0.00	0	0	0								1.10
4	CoSp1		1.70	0.00	0	0	0								1.70
5	2S		1.30	-0.07	-1	0	0								1.23
6	CCoSp2		2.50	0.00	0	0	0								2.50
7	1A+1Lo		1.60	-0.07	0	0	-1								1.53
8	StSq1		1.80	0.00	0	0	0								1.80
9	1A		1.10	-0.07	0	-1	0								1.03
			<b>15.20</b>												<b>14.99</b>
	<b>Program Components</b>			Factor											
	Skating Skills			1.70	2.50	2.50	2.50								2.50
	Transitions/Linking Footwork/Movement			1.70	2.25	2.25	2.25								2.25
	Performance/Execution			1.70	2.25	2.25	2.25								2.25
	<b>Judges Total Program Component Score (factored)</b>														<b>11.91</b>

<b>Deductions</b>	<b>0.00</b>
-------------------	-------------

# Spring Cup 2014

## GIRLS - SPRINGS B FREE SKATING

## JUDGES DETAILS PER SKATER

Rank	Name	Nation	Starting Number	Total Segment Score	Total Element Score	Program Score (factored)	Total Component Score (factored)	Total Deductions
3	Dar'ya MALIKOVA	BLR	9	26.49	11.06		17.43	2.00

#	Executed Elements	Info	Base Value	GOE	J1	J2	J3	J4	J5	J6	J7	J8	J9	Ref	Scores of Panel
1	2F		1.80	-0.20	-1	-1	0								1.60
2	2Lo*+2T*	*	0.00	0.00	-	-	-								0.00
3	1A		1.10	0.13	1	1	0								1.23
4	CCoSp1		2.00	0.50	1	1	1								2.50
5	2S*	*	0.00	0.00	-	-	-								0.00
6	StSq2		2.60	0.50	1	1	1								3.10
7	2Lo		1.80	-0.70	-2	-3	-2								1.10
8	FSSp		0.00	0.00	-	-	-								0.00
9	LSpB		1.20	0.33	1	1	0								1.53
			<b>10.50</b>												<b>11.06</b>
<b>Program Components</b>				Factor											
	Skating Skills			1.70	3.50	3.50	3.50								3.50
	Transitions/Linking Footwork/Movement			1.70	3.25	3.25	3.25								3.25
	Performance/Execution			1.70	3.50	3.50	3.50								3.50
<b>Judges Total Program Component Score (factored)</b>															<b>17.43</b>

<b>Deductions</b>	Falls: -2.00	<b>-2.00</b>
-------------------	--------------	--------------

\* Invalid element

Rank	Name	Nation	Starting Number	Total Segment Score	Total Element Score	Program Score (factored)	Total Component Score (factored)	Total Deductions
4	Alina LANINA	BLR	7	25.84	12.37		13.47	0.00

#	Executed Elements	Info	Base Value	GOE	J1	J2	J3	J4	J5	J6	J7	J8	J9	Ref	Scores of Panel
1	1Lz+1Lo		1.10	0.00	0	0	0								1.10
2	1A+1Lo		1.60	0.00	0	0	0								1.60
3	CCoSp2		2.50	-0.30	-1	-1	-1								2.20
4	2Lo<	<	1.30	-0.60	-2	-2	-2								0.70
5	StSq1		1.80	0.00	0	0	0								1.80
6	2T<<	<<	0.40	-0.23	-2	-2	-3								0.17
7	CoSp1		1.70	0.00	0	0	0								1.70
8	1A		1.10	0.00	0	0	0								1.10
9	FSSp1		2.00	0.00	0	0	0								2.00
			<b>13.50</b>												<b>12.37</b>
<b>Program Components</b>				Factor											
	Skating Skills			1.70	2.75	2.75	2.75								2.75
	Transitions/Linking Footwork/Movement			1.70	2.50	2.50	2.50								2.50
	Performance/Execution			1.70	2.75	2.75	2.50								2.67
<b>Judges Total Program Component Score (factored)</b>															<b>13.47</b>

<b>Deductions</b>		<b>0.00</b>
-------------------	--	-------------

< Under-rotated jump << Downgraded jump

# Spring Cup 2014

## GIRLS - SPRINGS B FREE SKATING

## JUDGES DETAILS PER SKATER

Rank	Name	Nation	Starting Number	Total Segment Score	Total Element Score	Program Score (factored)	Total Component Score (factored)	Total Deductions
5	Ol'ga VOLOH	BLR	8	20.95	8.48		13.47	1.00

#	Executed Elements	Info	Base Value	GOE	J1	J2	J3	J4	J5	J6	J7	J8	J9	Ref	Scores of Panel
1	1A+SEQ		0.88	-0.60	-3	-3	-3								0.28
2	2Lo<	<	1.30	-0.90	-3	-3	-3								0.40
3	SSpB		1.10	0.00	0	0	0								1.10
4	StSqB		1.50	0.00	0	0	0								1.50
5	CCoSp1		2.00	-0.30	-1	-1	-1								1.70
6	1F		0.50	0.00	0	0	0								0.50
7	1Lz+1Lo		1.10	0.00	0	0	0								1.10
8	1A		1.10	-0.60	-3	-3	-3								0.50
9	CSp1		1.40	0.00	0	0	0								1.40
			<b>10.88</b>												<b>8.48</b>
<b>Program Components</b>			<b>Factor</b>												
Skating Skills			1.70			2.75	2.75	2.75							2.75
Transitions/Linking Footwork/Movement			1.70			2.50	2.50	2.50							2.50
Performance/Execution			1.70			2.75	2.50	2.75							2.67
<b>Judges Total Program Component Score (factored)</b>															<b>13.47</b>

<b>Deductions</b>	Falls: -1.00	<b>-1.00</b>
-------------------	--------------	--------------

< Under-rotated jump

Rank	Name	Nation	Starting Number	Total Segment Score	Total Element Score	Program Score (factored)	Total Component Score (factored)	Total Deductions
6	Alina SAVRIKO	BLR	1	18.38	7.19		11.19	0.00

#	Executed Elements	Info	Base Value	GOE	J1	J2	J3	J4	J5	J6	J7	J8	J9	Ref	Scores of Panel
1	2S<<+SEQ	<<	0.32	-0.30	-3	-3	-3								0.02
2	LSpB		1.20	0.00	0	0	0								1.20
3	1A+1T		1.50	0.00	0	0	0								1.50
4	SSp1		1.30	0.00	0	0	0								1.30
5	StSqB		1.50	0.00	0	0	0								1.50
6	2Lo<<	<<	0.50	-0.30	-3	-3	-3								0.20
7	1A		1.10	-0.13	-1	-1	0								0.97
8	1F		0.50	0.00	0	0	0								0.50
9	CCoSp		0.00	0.00	-	-	-								0.00
			<b>7.92</b>												<b>7.19</b>
<b>Program Components</b>			<b>Factor</b>												
Skating Skills			1.70			2.25	2.25	2.25							2.25
Transitions/Linking Footwork/Movement			1.70			2.00	2.00	2.00							2.00
Performance/Execution			1.70			2.25	2.50	2.25							2.33
<b>Judges Total Program Component Score (factored)</b>															<b>11.19</b>

<b>Deductions</b>		<b>0.00</b>
-------------------	--	-------------

<< Downgraded jump

# Spring Cup 2014

## GIRLS - SPRINGS B FREE SKATING

## JUDGES DETAILS PER SKATER

Rank	Name	Nation	Starting Number	Total Segment Score	Total Element Score	Total Program Component Score (factored)	Total Deductions
7	Kseniya KRYVAROT	BLR	4	16.09	7.03	11.06	2.00

#	Executed Elements	Info	Base Value	GOE	J1	J2	J3	J4	J5	J6	J7	J8	J9	Ref	Scores of Panel
1	1A+1T		1.50	0.00	0	0	0								1.50
2	1Lz		0.60	0.13	1	0	1								0.73
3	SSp2		1.60	-0.30	-1	-1	-1								1.30
4	1A		1.10	0.00	0	0	0								1.10
5	2Lo<<	<<	0.50	-0.30	-3	-3	-3								0.20
6	StSqB		1.50	0.00	0	0	0								1.50
7	2S<	<	0.90	-0.60	-3	-3	-3								0.30
8	CCoSp		0.00	0.00	-	-	-								0.00
9	USpB		1.00	-0.60	-2	-2	-2								0.40
			<b>8.70</b>												<b>7.03</b>
<b>Program Components</b>				Factor											
Skating Skills				1.70	2.25	2.25	2.25								2.25
Transitions/Linking Footwork/Movement				1.70	2.00	2.00	2.00								2.00
Performance/Execution				1.70	2.25	2.25	2.25								2.25
<b>Judges Total Program Component Score (factored)</b>															<b>11.06</b>

<b>Deductions</b>	Falls: -2.00	<b>-2.00</b>
-------------------	--------------	--------------

< Under-rotated jump << Downgraded jump

Rank	Name	Nation	Starting Number	Total Segment Score	Total Element Score	Total Program Component Score (factored)	Total Deductions
8	Ekaterina KRUPEN'KOVA	BLR	2	15.61	7.53	8.08	0.00

#	Executed Elements	Info	Base Value	GOE	J1	J2	J3	J4	J5	J6	J7	J8	J9	Ref	Scores of Panel
1	2S<<+1Lo	<<	0.90	-0.30	-3	-3	-3								0.60
2	LSpB		1.20	-0.20	-1	-1	0								1.00
3	2Lo<<	<<	0.50	-0.30	-3	-3	-3								0.20
4	SSp1		1.30	0.00	0	0	0								1.30
5	1A		1.10	0.00	0	0	0								1.10
6	StSqB		1.50	0.00	0	0	0								1.50
7	1Lz+1Lo	e	1.10	-0.17	-1	-2	-2								0.93
8	1A+2S<<	<<	1.50	-0.60	-3	-3	-3								0.90
			<b>9.10</b>												<b>7.53</b>
<b>Program Components</b>				Factor											
Skating Skills				1.70	1.75	1.75	1.75								1.75
Transitions/Linking Footwork/Movement				1.70	1.50	1.50	1.50								1.50
Performance/Execution				1.70	1.50	1.50	1.50								1.50
<b>Judges Total Program Component Score (factored)</b>															<b>8.08</b>

<b>Deductions</b>		<b>0.00</b>
-------------------	--	-------------

<< Downgraded jump e Jump take off with wrong edge



# Spring Cup 2014

## GIRLS - SPRINGS B FREE SKATING

## JUDGES DETAILS PER SKATER

Rank	Name	Nation	Starting Number	Total Segment Score	Total Element Score	Program Score (factored)	Total Component Score (factored)	Total Deductions
9	Angelina KOROL'	BLR	6	12.30	5.71		7.09	0.50

#	Executed Elements	Info	Base Value	GOE	J1	J2	J3	J4	J5	J6	J7	J8	J9	Ref	Scores of Panel
1	1Lz		0.60	0.00	0	0	0								0.60
2	SSpB		1.10	-0.40	-1	-1	-2								0.70
3	1F+1Lo		1.00	-0.03	0	-1	0								0.97
4	CSp		0.00	0.00	-	-	-								0.00
5	StSqB		1.50	-0.30	-1	-1	-1								1.20
6	1A		1.10	-0.13	0	-1	-1								0.97
7	1F		0.50	-0.03	0	0	-1								0.47
8	1S+1Lo		0.90	-0.10	-1	-1	-1								0.80
9	CCoSp		0.00	0.00	-	-	-								0.00
			<b>6.70</b>												<b>5.71</b>
	<b>Program Components</b>			Factor											
	Skating Skills			1.70	1.50	1.50	1.50								1.50
	Transitions/Linking Footwork/Movement			1.70	1.25	1.25	1.25								1.25
	Performance/Execution			1.70	1.50	1.50	1.25								1.42
	<b>Judges Total Program Component Score (factored)</b>														<b>7.09</b>

<b>Deductions</b>	Time violation: -0.50	<b>-0.50</b>
-------------------	-----------------------	--------------

printed: 26.03.2014 22:28:16

# Spring Cup 2014

## GIRLS - BASIC NOVICE B

23 mar 2014	Free Skating
-------------	--------------

Size of Skating Area	:	30m*60m
Ice Conditions	:	very good
Number of Entries	:	1
Number of Participants	:	1

Entry Withdrawn	:	
-----------------	---	--

<b>Free Skating</b>			
Duration	:	3:00	+ - 10 Sec.
Segment Factor	:	1,00	
<b>Program Component Factors</b>			
		Skating Skills	1.70
		Performance/Execution	1.70

# Spring Cup 2014

## PANEL OF JUDGES

### GIRLS - BASIC NOVICE B

#### Officials

<b>Technical Controller</b>	Ms. Elena SAVOSTOVA	BLR
<b>Technical Specialist</b>	Ms. Olga UVAZHANAYA	BLR

#### Judges

<b>Referee</b>	Mr. Alexandre GOROJDANOV	BLR
<b>Judge No.1</b>	Mr. Alexandre GOROJDANOV	BLR
<b>Judge No.2</b>	Ms. Galina VALEEVA	BLR
<b>Judge No.3</b>	Ms. Ekaterina KALENDA	BLR

#### Data/Replay Operator

<b>Data Operator</b>	Mr. Denis SOROKIN	BLR
<b>Replay Operator</b>	Mr. Ivan GORLOV	BLR

## Spring Cup 2014

### RESULTS

#### GIRLS - BASIC NOVICE B FINAL RESULT

Pl. Name	Nation	Total Score	FS
1 Kseniya KOLOBNEVA Minsk	BLR	22,52	1

**Mr. Alexandre GOROJDANOV BLR**

Referee

Printed: 23.03.2014 12:46:23



**Ms. Elena SAVOSTOVA BLR**

Technical Controller



# Spring Cup 2014

## STARTING ORDER

### GIRLS - BASIC NOVICE B FREE SKATING

Starting Number	Name	Nation
1	Kseniya KOLOBNEVA Minsk	BLR

printed at: 26.03.2014 22:29:48

# Spring Cup 2014

## RESULTS

### GIRLS - BASIC NOVICE B FREE SKATING

Pl.	Name	Nation	Total Segment Score
1	Kseniya KOLOBNEVA	BLR	22.52

Printed: 26.03.2014 22:29:58

# GIRLS - BASIC NOVICE B

## RESULT DETAILS FREE SKATING

Pl.	Name	Nation	Total Segment Score =	Total Element Score +	Tot. Prog. Comp. Score * +	SS	PE			Deduct.	
1	Kseniya KOLOBNEVA	BLR	22.52	11.75	10.77	3.25	3.00	3.08	0.00	0.00	0.00

SS = Skating Skills

\* = factored score

Printed: 26.03.2014 22:30:09

PE = Performance/Execution

# Spring Cup 2014 Deduction Protocol

## GIRLS - BASIC NOVICE B FREE SKATING

#	Name	Nation	Deductions							Total
			Costume/ Prop violation	Time violation	Music violation	Illegal element/m ovement	Falls	Interruption in excess	Costume failure	
1	Kseniya KOLOBNEVA	BLR								0.0

Mr. Alexandre GOROJDANOV BLR  
Referee

Ms. Elena SAVOSTOVA BLR  
Technical Controller

Printed: 26.03.2014 22:30:18



# Spring Cup 2014

## GIRLS - BASIC NOVICE B FREE SKATING

## JUDGES DETAILS PER SKATER

Rank	Name	Nation	Starting Number	Total Segment Score	Total Element Score	Program Score (factored)	Total Component Score (factored)	Total Deductions
1	Kseniya KOLOBNEVA	BLR	1	22.52	11.75		10.77	0.00

#	Executed Elements	Info	Base Value	GOE	J1	J2	J3	J4	J5	J6	J7	J8	J9	Ref	Scores of Panel
1	2S+2T		2.60	0.13	1	1	0								2.73
2	2F<	<	1.30	-0.80	-2	-3	-3								0.50
3	2Lo<	<	1.30	-0.70	-2	-2	-3								0.60
4	LSp1		1.50	-0.10	0	-1	0								1.40
5	CSpB		1.10	-0.60	-2	-2	-2								0.50
6	StSq1		1.80	-0.30	-1	-1	-1								1.50
7	2T+1A+SEQ		1.92	0.00	0	0	0								1.92
8	1A		1.10	0.00	0	0	0								1.10
9	FSSp1		2.00	-0.50	-2	-1	-2								1.50
			<b>14.62</b>												<b>11.75</b>
	<b>Program Components</b>			Factor											
	Skating Skills			1.70	3.50	3.25	3.00								3.25
				0.00	3.25	3.00	2.75								3.00
	Performance/Execution			1.70	3.25	3.25	2.75								3.08
	<b>Judges Total Program Component Score (factored)</b>														<b>10.77</b>

<b>Deductions</b>	<b>0.00</b>
-------------------	-------------

< Under-rotated jump

printed: 26.03.2014 22:30:24

# Spring Cup 2014

## LADIES - ADVANCED NOVICE

	22 map 2014	Short Program
	23 map 2014	Free Skating

Size of Skating Area	:	30m*60m
Ice Conditions	:	very good
Number of Entries	:	11
Number of Participants	:	11

Entry Withdrawn	:	
-----------------	---	--

<b>Short Program</b>			
Duration	:	2:30	Max.
Segment Factor	:	1,00	
<b>Program Component Factors</b>			
	Skating Skills		0.80
	Transitions		0.80
	Performance/Execution		0.80
	Interpretation		0.80

<b>Free Skating</b>			
Duration	:	3:00	+ - 10 Sec.
Segment Factor	:	1,00	
<b>Program Components Factors</b>			
	Skating Skills		1.60
	Transitions		1.60
	Performance/Execution		1.60
	Interpretation		1.60

# Spring Cup 2014

## RESULTS

### LADIES - ADVANCED NOVICE FINAL RESULT

Pl. Name	Nation	Total Score	SP	FS
1 Elizaveta HLYPOVKA Gomel	BLR	85,02	1	1
2 Tat'yana MIGITS Pruzhan'y	BLR	83,43	2	2
3 Aliaksandra CHEPELEVA Minsk	BLR	71,85	3	3
4 Elizaveta CHERNYAVSKAYA Minsk	BLR	64,10	4	4
5 Tat'yana TALDYKINA Gomel	BLR	59,54	8	5
6 Irina TIHONOVA Minsk	BLR	59,19	5	6
7 Anna BOBROVA Gomel	BLR	58,41	6	7
8 Margarita OSTROVSKAYA Gomel	BLR	52,37	10	8
9 Tat'yana YATSKOVA Gomel	BLR	51,08	7	9
10 Polina SIROTKINA Gomel	BLR	49,86	9	10
Withdrawn Maria KRITSKAYA Minsk	BLR			

**Mr. Alexandre GOROJDANOV BLR**  
Referee

Printed: 23.03.2014 14:11:35



**Ms. Elena SAVOSTOVA BLR**  
Technical Controller



85,02  
83,43  
71,85  
64,10  
59,54  
59,19  
58,41  
52,37  
51,08  
49,86

# Spring Cup 2014

## PANEL OF JUDGES

### LADIES - ADVANCED NOVICE - SHORT PROGRAM

#### Officials

<b>Technical Controller</b>	Ms. Elena SAVOSTOVA	BLR
<b>Technical Specialist</b>	Ms. Olga UVAZHANAYA	BLR

#### Judges

<b>Referee</b>	Mr. Alexandre GOROJDANOV	BLR
<b>Judge No.1</b>	Mr. Alexandre GOROJDANOV	BLR
<b>Judge No.2</b>	Ms. Galina VALEEVA	BLR
<b>Judge No.3</b>	Ms. Ekaterina KALENDA	BLR

#### Data/Replay Operator

<b>Data Operator</b>	Mr. Denis SOROKIN	BLR
<b>Replay Operator</b>	Mr. Ivan GORLOV	BLR

# Spring Cup 2014

## STARTING ORDER

### LADIES - ADVANCED NOVICE SHORT PROGRAM

Starting Number	Name	Nation
1	Tat'yana YATSKOVA Gomel	BLR
2	Aliaksandra CHEPELEVA Minsk	BLR
3	Irina TIHONOVA Minsk	BLR
4	Maria KRITSKAYA Minsk	BLR
5	Margarita OSTROVSKAYA Gomel	BLR
6	Elizaveta CHERNYAVSKAYA Minsk	BLR
7	Anna BOBROVA Gomel	BLR
8	Tat'yana MIGITS Pruzhany	BLR
9	Polina SIROTKINA Gomel	BLR
10	Elizaveta HLYPOVKA Gomel	BLR
11	Tat'yana TALDYKINA Gomel	BLR

## Spring Cup 2014

### RESULTS

#### LADIES - ADVANCED NOVICE SHORT PROGRAM

Pl.	Name	Nation	Total Segment Score
1	Elizaveta HLYPOVKA	BLR	31.55
2	Tat'yana MIGITS	BLR	31.43
3	Aliaksandra CHEPELEVA	BLR	28.74
4	Elizaveta CHERNYAVSKAYA	BLR	21.24
5	Irina TIHONOVA	BLR	20.33
6	Anna BOBROVA	BLR	19.80
7	Tat'yana YATSKOVA	BLR	19.15
8	Tat'yana TALDYKINA	BLR	19.13
9	Polina SIROTKINA	BLR	18.20
10	Margarita OSTROVSKAYA	BLR	16.94

Printed: 26.03.2014 22:33:25

**LADIES - ADVANCED NOVICE**  
**RESULT DETAILS SHORT PROGRAM**

Pl.	Name	Nation	Total Segment Score =	Total Element Score +	Tot. Prog. Comp. Score * +	SS	TR	PE	IN	Deduct. -	
1	Elizaveta HLYPOVKA	BLR	31.55	18.63	12.92	4.00	3.83	4.08	0.00	4.25	0.00
2	Tat'yana MIGITS	BLR	31.43	18.83	12.60	4.00	3.83	3.92	0.00	4.00	0.00
3	Aliaksandra CHEPELEVA	BLR	28.74	16.20	12.54	4.00	3.75	4.00	0.00	3.92	0.00
4	Elizaveta CHERNYAVSKAYA	BLR	21.24	11.10	10.14	3.17	3.08	3.17	0.00	3.25	0.00
5	Irina TIHONOVA	BLR	20.33	10.13	10.20	3.25	3.00	3.33	0.00	3.17	0.00
6	Anna BOBROVA	BLR	19.80	9.60	10.20	3.17	3.00	3.25	0.00	3.33	0.00
7	Tat'yana YATSKOVA	BLR	19.15	8.27	10.88	3.50	3.25	3.42	0.00	3.42	0.00
8	Tat'yana TALDYKINA	BLR	19.13	7.53	11.60	3.75	3.50	3.58	0.00	3.67	0.00
9	Polina SIROTKINA	BLR	18.20	9.60	9.60	3.17	2.83	3.00	0.00	3.00	1.00
10	Margarita OSTROVSKAYA	BLR	16.94	7.80	9.14	3.00	2.75	2.75	0.00	2.92	0.00

SS = Skating Skills

TR = Transitions

PE = Performance/Execution

IN = Interpretation

\* = factored score

Printed: 26.03.2014 22:33:36

# Spring Cup 2014

## Deduction Protocol

### ADIES - ADVANCED NOVICE SHORT PROGRAM

#	Name	Nation	Deductions							Total
			Costume/ Prop violation	Time violation	Music violation	Illegal element/m ovement	Falls	Interruption in excess	Costume failure	
1	Tat'yana YATSKOVA	BLR								0.0
2	Aliaksandra CHEPELEVA	BLR								0.0
3	Irina TIHONOVA	BLR								0.0
4	Maria KRITSKAYA	BLR								0.0
5	Margarita OSTROVSKAY	BLR								0.0
6	Elizaveta CHERNYAVSKAYA	BLR								0.0
7	Anna BOBROVA	BLR								0.0
8	Tat'yana MIGITS	BLR								0.0
9	Polina SIROTKINA	BLR					1.0			1.0
10	Elizaveta HLYPOVKA	BLR								0.0
11	Tat'yana TALDYKINA	BLR								0.0

**Mr. Alexandre GOROJDANOV** BLR  
Referee

**Ms. Elena SAVOSTOVA** BLR  
Technical Controller



# Spring Cup 2014

## LADIES - ADVANCED NOVICE SHORT PROGRAM

## JUDGES DETAILS PER SKATER

Rank	Name	Nation	Starting Number	Total Segment Score	Total Element Score	Program Score (factored)	Total Component Score (factored)	Total Deductions							
1	Elizaveta HLYPOVKA	BLR	10	31.55	18.63		12.92	0.00							
#	Executed Elements	Info	Base Value	GOE	J1	J2	J3	J4	J5	J6	J7	J8	J9	Ref	Scores of Panel
1	2A		3.30	0.00	0	0	0								3.30
2	CCoSp3		3.00	0.50	1	1	1								3.50
3	2Lz+2Lo		3.90	0.00	0	0	0								3.90
4	StSq2		2.60	0.50	1	1	1								3.10
5	2F		1.80	0.30	1	1	1								2.10
6	LSp2		1.90	0.83	2	1	2								2.73
			<b>16.50</b>												<b>18.63</b>
	<b>Program Components</b>			Factor											
	Skating Skills			0.80	4.00	4.00	4.00								4.00
	Transitions			0.80	4.00	3.75	3.75								3.83
	Performance/Execution			0.80	4.00	4.00	4.25								4.08
	Interpretation			0.80	4.25	4.25	4.25								4.25
	<b>Judges Total Program Component Score (factored)</b>														<b>12.92</b>
<b>Deductions</b>								<b>0.00</b>							
Rank	Name	Nation	Starting Number	Total Segment Score	Total Element Score	Program Score (factored)	Total Component Score (factored)	Total Deductions							
2	Tat'yana MIGITS	BLR	8	31.43	18.83		12.60	0.00							
#	Executed Elements	Info	Base Value	GOE	J1	J2	J3	J4	J5	J6	J7	J8	J9	Ref	Scores of Panel
1	2A		3.30	-0.67	-1	-1	-2								2.63
2	2Lz		2.10	0.30	1	1	1								2.40
3	CCoSp3		3.00	0.50	2	1	0								3.50
4	2F+2Lo		3.60	0.00	0	0	0								3.60
5	LSp3		2.40	0.67	2	1	1								3.07
6	StSq3		3.30	0.33	1	1	0								3.63
			<b>17.70</b>												<b>18.83</b>
	<b>Program Components</b>			Factor											
	Skating Skills			0.80	4.00	4.00	4.00								4.00
	Transitions			0.80	4.00	3.75	3.75								3.83
	Performance/Execution			0.80	4.00	3.75	4.00								3.92
	Interpretation			0.80	4.25	4.00	3.75								4.00
	<b>Judges Total Program Component Score (factored)</b>														<b>12.60</b>
<b>Deductions</b>								<b>0.00</b>							
Rank	Name	Nation	Starting Number	Total Segment Score	Total Element Score	Program Score (factored)	Total Component Score (factored)	Total Deductions							
3	Aliaksandra CHEPELEVA	BLR	2	28.74	16.20		12.54	0.00							
#	Executed Elements	Info	Base Value	GOE	J1	J2	J3	J4	J5	J6	J7	J8	J9	Ref	Scores of Panel
1	2Lz+2T		3.40	0.20	1	0	1								3.60
2	CCoSp3		3.00	1.00	2	2	2								4.00
3	2F		1.80	0.30	1	1	1								2.10
4	2A<	<	2.30	-0.50	-1	-1	-1								1.80
5	LSp2		1.90	1.00	2	2	2								2.90
6	StSq1		1.80	0.00	0	0	0								1.80
			<b>14.20</b>												<b>16.20</b>
	<b>Program Components</b>			Factor											
	Skating Skills			0.80	4.00	4.00	4.00								4.00
	Transitions			0.80	3.75	3.75	3.75								3.75
	Performance/Execution			0.80	4.00	4.00	4.00								4.00
	Interpretation			0.80	4.00	4.00	3.75								3.92
	<b>Judges Total Program Component Score (factored)</b>														<b>12.54</b>
<b>Deductions</b>								<b>0.00</b>							

< Under-rotated jump

# Spring Cup 2014

## LADIES - ADVANCED NOVICE SHORT PROGRAM

## JUDGES DETAILS PER SKATER

Rank	Name	Nation	Starting Number	Total Segment Score	Total Element Score	Program Score (factored)	Total Component Score (factored)	Total Deductions
4	Elizaveta CHERNYAVSKAYA	BLR	6	21.24	11.10		10.14	0.00

#	Executed Elements	Info	Base Value	GOE	J1	J2	J3	J4	J5	J6	J7	J8	J9	Ref	Scores of Panel
1	1A		1.10	0.00	0	0	0								1.10
2	2F<	<	1.30	-0.60	-3	-1	-2								0.70
3	LSp1		1.50	0.00	0	0	0								1.50
4	2Lo+2Lo<	<	3.10	-0.40	-1	-1	-2								2.70
5	StSq2		2.60	0.00	0	0	0								2.60
6	CCoSp2		2.50	0.00	0	0	0								2.50
			<b>12.10</b>												<b>11.10</b>
<b>Program Components</b>			<b>Factor</b>												
Skating Skills			0.80		3.25	3.25	3.00							3.17	
Transitions			0.80		3.00	3.25	3.00							3.08	
Performance/Execution			0.80		3.00	3.25	3.25							3.17	
Interpretation			0.80		3.25	3.50	3.00							3.25	
<b>Judges Total Program Component Score (factored)</b>															<b>10.14</b>

<b>Deductions</b>	<b>0.00</b>
-------------------	-------------

< Under-rotated jump

Rank	Name	Nation	Starting Number	Total Segment Score	Total Element Score	Program Score (factored)	Total Component Score (factored)	Total Deductions
5	Irina TIHONOVA	BLR	3	20.33	10.13		10.20	0.00

#	Executed Elements	Info	Base Value	GOE	J1	J2	J3	J4	J5	J6	J7	J8	J9	Ref	Scores of Panel
1	1A		1.10	0.13	0	1	1								1.23
2	2S+2Lo		3.10	-0.40	-1	-2	-1								2.70
3	StSq2		2.60	0.00	0	0	0								2.60
4	CCoSp1		2.00	-0.60	-2	-2	-2								1.40
5	2F<	<	1.30	-0.30	-1	-1	-1								1.00
6	LSpB		1.20	0.00	0	0	0								1.20
			<b>11.30</b>												<b>10.13</b>
<b>Program Components</b>			<b>Factor</b>												
Skating Skills			0.80		3.25	3.25	3.25							3.25	
Transitions			0.80		3.00	3.00	3.00							3.00	
Performance/Execution			0.80		3.50	3.25	3.25							3.33	
Interpretation			0.80		3.50	3.00	3.00							3.17	
<b>Judges Total Program Component Score (factored)</b>															<b>10.20</b>

<b>Deductions</b>	<b>0.00</b>
-------------------	-------------

< Under-rotated jump

Rank	Name	Nation	Starting Number	Total Segment Score	Total Element Score	Program Score (factored)	Total Component Score (factored)	Total Deductions
6	Anna BOBROVA	BLR	7	19.80	9.60		10.20	0.00

#	Executed Elements	Info	Base Value	GOE	J1	J2	J3	J4	J5	J6	J7	J8	J9	Ref	Scores of Panel
1	1A		1.10	0.20	1	1	1								1.30
2	2S+2T		2.60	-0.40	-2	-2	-2								2.20
3	2Lo		1.80	-0.90	-3	-3	-3								0.90
4	CCoSp2		2.50	0.00	0	0	0								2.50
5	StSq1		1.80	-0.20	0	-1	-1								1.60
6	LSpB		1.20	-0.10	-1	0	0								1.10
			<b>11.00</b>												<b>9.60</b>
<b>Program Components</b>			<b>Factor</b>												
Skating Skills			0.80		3.25	3.25	3.00							3.17	
Transitions			0.80		3.00	3.00	3.00							3.00	
Performance/Execution			0.80		3.25	3.25	3.25							3.25	
Interpretation			0.80		3.50	3.50	3.00							3.33	
<b>Judges Total Program Component Score (factored)</b>															<b>10.20</b>

<b>Deductions</b>	<b>0.00</b>
-------------------	-------------

# Spring Cup 2014

## LADIES - ADVANCED NOVICE SHORT PROGRAM

## JUDGES DETAILS PER SKATER

Rank	Name	Nation	Starting Number	Total Segment Score	Total Element Score	Program Score (factored)	Total Component Score (factored)	Total Deductions
7	Tat'yana YATSKOVA	BLR	1	19.15	8.27		10.88	0.00

#	Executed Elements	Info	Base Value	GOE	J1	J2	J3	J4	J5	J6	J7	J8	J9	Ref	Scores of Panel
1	2F<<+2T<<	<<	0.90	-0.30	-3	-3	-3								0.60
2	CCoSp3		3.00	0.50	2	1	0								3.50
3	2S		1.30	-0.40	-2	-2	-2								0.90
4	StSqB		1.50	0.17	1	0	0								1.67
5	1A		1.10	-0.60	-3	-3	-3								0.50
6	LSpB		1.20	-0.10	0	-1	0								1.10
			<b>9.00</b>												<b>8.27</b>
<b>Program Components</b>				Factor											
	Skating Skills			0.80	3.50	3.50	3.50								3.50
	Transitions			0.80	3.25	3.25	3.25								3.25
	Performance/Execution			0.80	3.50	3.25	3.50								3.42
	Interpretation			0.80	3.50	3.50	3.25								3.42
	<b>Judges Total Program Component Score (factored)</b>														<b>10.88</b>

<b>Deductions</b>	<b>0.00</b>
-------------------	-------------

<< Downgraded jump

Rank	Name	Nation	Starting Number	Total Segment Score	Total Element Score	Program Score (factored)	Total Component Score (factored)	Total Deductions
8	Tat'yana TALDYKINA	BLR	11	19.13	7.53		11.60	0.00

#	Executed Elements	Info	Base Value	GOE	J1	J2	J3	J4	J5	J6	J7	J8	J9	Ref	Scores of Panel
1	2A<<	<<	1.10	-0.47	-2	-2	-3								0.63
2	2Lz+1T	e	2.50	-0.90	-3	-3	-3								1.60
3	CCoSp		0.00	0.00	-	-	-								0.00
4	2Lo		1.80	-0.30	-1	-1	-1								1.50
5	StSq1		1.80	0.00	0	0	0								1.80
6	LSp1		1.50	0.50	1	1	1								2.00
			<b>8.70</b>												<b>7.53</b>
<b>Program Components</b>				Factor											
	Skating Skills			0.80	3.75	3.75	3.75								3.75
	Transitions			0.80	3.50	3.50	3.50								3.50
	Performance/Execution			0.80	3.50	3.50	3.75								3.58
	Interpretation			0.80	3.75	3.75	3.50								3.67
	<b>Judges Total Program Component Score (factored)</b>														<b>11.60</b>

<b>Deductions</b>	<b>0.00</b>
-------------------	-------------

<< Downgraded jump e Jump take off with wrong edge

# Spring Cup 2014

## LADIES - ADVANCED NOVICE SHORT PROGRAM

## JUDGES DETAILS PER SKATER

Rank	Name	Nation	Starting Number	Total Segment Score	Total Element Score	Program Score (factored)	Total Component Score (factored)	Total Deductions
9	Polina SIROTKINA	BLR	9	18.20	9.60		9.60	1.00

#	Executed Elements	Info	Base Value	GOE	J1	J2	J3	J4	J5	J6	J7	J8	J9	Ref	Scores of Panel
1	2Lo+2T		3.10	-0.60	-2	-2	-2								2.50
2	2F<	<	1.30	-0.90	-3	-3	-3								0.40
3	1A		1.10	0.00	0	0	0								1.10
4	CCoSp3		3.00	-0.10	-1	0	0								2.90
5	StSq1		1.80	0.00	0	0	0								1.80
6	LSpB		1.20	-0.30	-1	-1	-1								0.90
			<b>11.50</b>												<b>9.60</b>
<b>Program Components</b>			Factor												
Skating Skills			0.80		3.00	3.25	3.25							3.17	
Transitions			0.80		2.75	2.75	3.00							2.83	
Performance/Execution			0.80		3.00	3.00	3.00							3.00	
Interpretation			0.80		3.00	3.25	2.75							3.00	
<b>Judges Total Program Component Score (factored)</b>															<b>9.60</b>

<b>Deductions</b>	Falls: -1.00	<b>-1.00</b>
-------------------	--------------	--------------

< Under-rotated jump

Rank	Name	Nation	Starting Number	Total Segment Score	Total Element Score	Program Score (factored)	Total Component Score (factored)	Total Deductions
10	Margarita OSTROVSKAYA	BLR	5	16.94	7.80		9.14	0.00

#	Executed Elements	Info	Base Value	GOE	J1	J2	J3	J4	J5	J6	J7	J8	J9	Ref	Scores of Panel
1	StSq1		1.80	0.00	0	0	0								1.80
2	2A<<	<<	1.10	-0.40	-2	-2	-2								0.70
3	2Lo<<	<<	0.50	-0.20	-2	-2	-2								0.30
4	CCoSp3		3.00	0.00	0	0	0								3.00
5	2Lz<+2T<<	<<	1.90	-0.80	-3	-3	-2								1.10
6	LSpB		1.20	-0.30	-1	-1	-1								0.90
			<b>9.50</b>												<b>7.80</b>
<b>Program Components</b>			Factor												
Skating Skills			0.80		3.00	3.00	3.00							3.00	
Transitions			0.80		2.75	2.75	2.75							2.75	
Performance/Execution			0.80		2.75	2.75	2.75							2.75	
Interpretation			0.80		3.00	3.00	2.75							2.92	
<b>Judges Total Program Component Score (factored)</b>															<b>9.14</b>

<b>Deductions</b>		<b>0.00</b>
-------------------	--	-------------

< Under-rotated jump << Downgraded jump

printed: 26.03.2014 22:33:51

# Spring Cup 2014

## PANEL OF JUDGES

### LADIES - ADVANCED NOVICE - FREE SKATING

#### Officials

<b>Technical Controller</b>	Ms. Ekaterina SEROVA	BLR
<b>Technical Specialist</b>	Ms. Olga UVAZHANAYA	BLR

#### Judges

<b>Referee</b>	Mr. Alexandre GOROJDANOV	BLR
<b>Judge No.1</b>	Mr. Alexandre GOROJDANOV	BLR
<b>Judge No.2</b>	Ms. Galina VALEEVA	BLR
<b>Judge No.3</b>	Ms. Ekaterina KALENDA	BLR

#### Data/Replay Operator

<b>Data Operator</b>	Mr. Denis SOROKIN	BLR
<b>Replay Operator</b>	Mr. Ivan GORLOV	BLR

# Spring Cup 2014

## STARTING ORDER

### LADIES - ADVANCED NOVICE FREE SKATING

Starting Number	Name	Nation
1	Polina SIROTKINA Gomel	BLR
2	Anna BOBROVA Gomel	BLR
3	Tat'yana YATSKOVA Gomel	BLR
4	Margarita OSTROVSKAYA Gomel	BLR
5	Tat'yana TALDYKINA Gomel	BLR
6	Tat'yana MIGITS Pruzhany	BLR
7	Irina TIHONOVA Minsk	BLR
8	Elizaveta HLYPOVKA Gomel	BLR
9	Aliaksandra CHEPELEVA Minsk	BLR
10	Elizaveta CHERNYAVSKAYA Minsk	BLR

## Spring Cup 2014

### RESULTS

#### LADIES - ADVANCED NOVICE FREE SKATING

Pl.	Name	Nation	Total Segment Score
1	Elizaveta HLYPOVKA	BLR	53.47
2	Tat'yana MIGITS	BLR	52.00
3	Aliaksandra CHEPELEVA	BLR	43.11
4	Elizaveta CHERNYAVSKAYA	BLR	42.86
5	Tat'yana TALDYKINA	BLR	40.41
6	Irina TIHONOVA	BLR	38.86
7	Anna BOBROVA	BLR	38.61
8	Margarita OSTROVSKAYA	BLR	35.43
9	Tat'yana YATSKOVA	BLR	31.93
10	Polina SIROTKINA	BLR	31.66

Printed: 26.03.2014 22:34:24

**LADIES - ADVANCED NOVICE**  
**RESULT DETAILS FREE SKATING**

Pl.	Name	Nation	Total Segment Score =	Total Element Score +	Tot. Prog. Comp. Score * +	SS	TR	PE	IN	Deduct. -	
1	Elizaveta HLYPOVKA	BLR	53.47	24.40	29.07	4.50	4.33	4.67	0.00	4.67	0.00
2	Tat'yana MIGITS	BLR	52.00	26.00	26.00	4.08	3.92	4.08	0.00	4.17	0.00
3	Aliaksandra CHEPELEVA	BLR	43.11	20.44	24.67	3.83	3.67	3.92	0.00	4.00	2.00
4	Elizaveta CHERNYAVSKAYA	BLR	42.86	19.12	23.74	3.75	3.50	3.67	0.00	3.92	0.00
5	Tat'yana TALDYKINA	BLR	40.41	18.67	21.74	3.50	3.25	3.42	0.00	3.42	0.00
6	Irina TIHONOVA	BLR	38.86	15.13	23.73	3.75	3.50	3.83	0.00	3.75	0.00
7	Anna BOBROVA	BLR	38.61	15.95	22.66	3.50	3.50	3.58	0.00	3.58	0.00
8	Margarita OSTROVSKAYA	BLR	35.43	17.37	21.06	3.33	3.17	3.33	0.00	3.33	3.00
9	Tat'yana YATSKOVA	BLR	31.93	10.73	21.20	3.25	3.17	3.33	0.00	3.50	0.00
10	Polina SIROTKINA	BLR	31.66	13.60	19.06	3.00	2.75	3.08	0.00	3.08	1.00

SS = Skating Skills

TR = Transitions

PE = Performance/Execution

IN = Interpretation

\* = factored score

Printed: 26.03.2014 22:34:35



# Spring Cup 2014

## Deduction Protocol

### ADIES - ADVANCED NOVICE FREE SKATING

#	Name	Nation	Deductions							Total
			Costume/ Prop violation	Time violation	Music violation	Illegal element/m ovement	Falls	Interruption in excess	Costume failure	
1	Polina SIROTKINA	BLR					1.0			1.0
2	Anna BOBROVA	BLR								0.0
3	Tat'yana YATSKOVA	BLR								0.0
4	Margarita OSTROVSKAY	BLR		1.0			2.0			3.0
5	Tat'yana TALDYKINA	BLR								0.0
6	Tat'yana MIGITS	BLR								0.0
7	Irina TIHONOVA	BLR								0.0
8	Elizaveta HLYPOVKA	BLR								0.0
9	Aliaksandra CHEPELEVA	BLR					2.0			2.0
10	Elizaveta CHERNYAVSKAYA	BLR								0.0

**Mr. Alexandre GOROJDANOV** BLR  
Referee

**Ms. Ekaterina SEROVA** BLR  
Technical Controller

# Spring Cup 2014

## LADIES - ADVANCED NOVICE FREE SKATING

## JUDGES DETAILS PER SKATER

Rank	Name	Nation	Starting Number	Total Segment Score	Total Element Score	Program Score (factored)	Total Component Score (factored)	Total Deductions
1	Elizaveta HLYPOVKA	BLR	8	53.47	24.40		29.07	0.00

#	Executed Elements	Info	Base Value	GOE	J1	J2	J3	J4	J5	J6	J7	J8	J9	Ref	Scores of Panel
1	2A		3.30	-1.00	-2	-2	-2								2.30
2	2Lz+2Lo		3.90	0.20	0	1	1								4.10
3	2F+2T		3.10	0.30	1	1	1								3.40
4	FCCoSp3		3.00	0.67	1	2	1								3.67
5	2Lz		2.10	0.00	0	0	0								2.10
6	2Lo		1.80	0.00	0	0	0								1.80
7	CCoSp3		3.00	0.33	0	1	1								3.33
8	2Lz		2.10	0.00	0	0	0								2.10
9	StSq1		1.80	-0.20	0	-1	-1								1.60
			<b>24.10</b>												<b>24.40</b>
	<b>Program Components</b>			Factor											
	Skating Skills			1.60	4.50	4.50	4.50								4.50
	Transitions			1.60	4.25	4.25	4.50								4.33
	Performance/Execution			1.60	4.75	4.50	4.75								4.67
	Interpretation			1.60	4.50	4.75	4.75								4.67
	<b>Judges Total Program Component Score (factored)</b>														<b>29.07</b>

<b>Deductions</b>	<b>0.00</b>
-------------------	-------------

Rank	Name	Nation	Starting Number	Total Segment Score	Total Element Score	Program Score (factored)	Total Component Score (factored)	Total Deductions
2	Tat'yana MIGITS	BLR	6	52.00	26.00		26.00	0.00

#	Executed Elements	Info	Base Value	GOE	J1	J2	J3	J4	J5	J6	J7	J8	J9	Ref	Scores of Panel
1	2A+2T		4.60	-0.50	-1	-1	-1								4.10
2	StSq3		3.30	0.00	0	0	0								3.30
3	2A		3.30	0.00	0	0	0								3.30
4	2F+2Lo		3.60	0.00	0	0	0								3.60
5	CCoSp3		3.00	0.00	0	0	0								3.00
6	2F		1.80	0.00	0	0	0								1.80
7	FSSp3		2.60	0.50	1	1	1								3.10
8	2Lz		2.10	-0.10	0	-1	0								2.00
9	2Lo		1.80	0.00	0	0	0								1.80
			<b>26.10</b>												<b>26.00</b>
	<b>Program Components</b>			Factor											
	Skating Skills			1.60	4.25	4.00	4.00								4.08
	Transitions			1.60	4.00	4.00	3.75								3.92
	Performance/Execution			1.60	4.25	4.00	4.00								4.08
	Interpretation			1.60	4.25	4.25	4.00								4.17
	<b>Judges Total Program Component Score (factored)</b>														<b>26.00</b>

<b>Deductions</b>	<b>0.00</b>
-------------------	-------------

# Spring Cup 2014

## LADIES - ADVANCED NOVICE FREE SKATING

## JUDGES DETAILS PER SKATER

Rank	Name	Nation	Starting Number	Total Segment Score	Total Element Score	Program Score (factored)	Total Component Score (factored)	Total Deductions
3	Aliaksandra CHEPELEVA	BLR	9	43.11	20.44		24.67	2.00

#	Executed Elements	Info	Base Value	GOE	J1	J2	J3	J4	J5	J6	J7	J8	J9	Ref	Scores of Panel
1	1A+2Lo		2.90	-0.30	-1	-1	-1								2.60
2	2Lz+2T		3.40	0.00	0	0	0								3.40
3	2A<<	<<	1.10	-0.60	-3	-3	-3								0.50
4	2F		1.80	0.00	0	0	0								1.80
5	FCSp3		2.80	0.17	1	0	0								2.97
6	StSq1		1.80	-0.20	0	-1	-1								1.60
7	2Lz		2.10	0.00	0	0	0								2.10
8	2F		1.80	0.00	0	0	0								1.80
9	CCoSp3		3.00	0.67	1	2	1								3.67
			<b>20.70</b>												<b>20.44</b>
<b>Program Components</b>			<b>Factor</b>												
Skating Skills			1.60			4.00	3.75	3.75							3.83
Transitions			1.60			3.75	3.75	3.50							3.67
Performance/Execution			1.60			4.00	4.00	3.75							3.92
Interpretation			1.60			4.25	4.25	3.50							4.00
<b>Judges Total Program Component Score (factored)</b>															<b>24.67</b>

<b>Deductions</b>	Falls: -2.00	<b>-2.00</b>
-------------------	--------------	--------------

<< Downgraded jump

Rank	Name	Nation	Starting Number	Total Segment Score	Total Element Score	Program Score (factored)	Total Component Score (factored)	Total Deductions
4	Elizaveta CHERNYAVSKAYA	BLR	10	42.86	19.12		23.74	0.00

#	Executed Elements	Info	Base Value	GOE	J1	J2	J3	J4	J5	J6	J7	J8	J9	Ref	Scores of Panel
1	2S		1.30	0.00	0	0	0								1.30
2	1A+2Lo		2.90	0.00	0	0	0								2.90
3	2F+1A+SEQ		2.32	0.00	0	0	0								2.32
4	2F		1.80	-0.70	-3	-2	-2								1.10
5	2Lo		1.80	0.00	0	0	0								1.80
6	CCoSp3		3.00	0.00	0	0	0								3.00
7	2Lo		1.80	0.00	0	0	0								1.80
8	FSSp2		2.30	0.00	0	0	0								2.30
9	StSq2		2.60	0.00	0	0	0								2.60
			<b>19.82</b>												<b>19.12</b>
<b>Program Components</b>			<b>Factor</b>												
Skating Skills			1.60			3.75	3.75	3.75							3.75
Transitions			1.60			3.50	3.50	3.50							3.50
Performance/Execution			1.60			3.75	3.75	3.50							3.67
Interpretation			1.60			4.00	4.00	3.75							3.92
<b>Judges Total Program Component Score (factored)</b>															<b>23.74</b>

<b>Deductions</b>		<b>0.00</b>
-------------------	--	-------------

# Spring Cup 2014

## LADIES - ADVANCED NOVICE FREE SKATING

## JUDGES DETAILS PER SKATER

Rank	Name	Nation	Starting Number	Total Segment Score	Total Element Score	Program Score (factored)	Total Component Score (factored)	Total Deductions
5	Tat'yana TALDYKINA	BLR	5	40.41	18.67		21.74	0.00

#	Executed Elements	Info	Base Value	GOE	J1	J2	J3	J4	J5	J6	J7	J8	J9	Ref	Scores of Panel
1	2A<<	<<	1.10	-0.60	-3	-3	-3								0.50
2	2Lz+2T	e	3.40	-0.70	-3	-2	-2								2.70
3	2S		1.30	0.00	0	0	0								1.30
4	FSSp3		2.60	0.50	1	1	1								3.10
5	Lz	e	0.00	0.00	-	-	-								0.00
6	2F		1.80	0.00	0	0	0								1.80
7	2Lo+2T		3.10	-0.30	-1	-1	-1								2.80
8	StSq3		3.30	0.17	1	0	0								3.47
9	CCoSp3		3.00	0.00	0	0	0								3.00
			<b>19.60</b>												<b>18.67</b>
<b>Program Components</b>			<b>Factor</b>												
Skating Skills			1.60			3.50	3.50	3.50							3.50
Transitions			1.60			3.25	3.25	3.25							3.25
Performance/Execution			1.60			3.50	3.50	3.25							3.42
Interpretation			1.60			3.50	3.50	3.25							3.42
<b>Judges Total Program Component Score (factored)</b>												<b>21.74</b>			

<b>Deductions</b>	<b>0.00</b>
-------------------	-------------

<< Downgraded jump e Jump take off with wrong edge

Rank	Name	Nation	Starting Number	Total Segment Score	Total Element Score	Program Score (factored)	Total Component Score (factored)	Total Deductions
6	Irina TIHONOVA	BLR	7	38.86	15.13		23.73	0.00

#	Executed Elements	Info	Base Value	GOE	J1	J2	J3	J4	J5	J6	J7	J8	J9	Ref	Scores of Panel
1	2S		1.30	0.00	0	0	0								1.30
2	2S+2Lo<	<	2.60	-0.20	-1	-1	-1								2.40
3	1A		1.10	0.20	1	1	1								1.30
4	FCSp1		1.90	0.00	0	0	0								1.90
5	2F<	<	1.30	-0.90	-3	-3	-3								0.40
6	StSq1		1.80	0.00	0	0	0								1.80
7	2Lo		1.80	0.00	0	0	0								1.80
8	1A+2T<<	<<	1.50	-0.27	-1	-1	-2								1.23
9	CCoSp2		2.50	0.50	1	1	1								3.00
			<b>15.80</b>												<b>15.13</b>
<b>Program Components</b>			<b>Factor</b>												
Skating Skills			1.60			3.75	3.75	3.75							3.75
Transitions			1.60			3.50	3.50	3.50							3.50
Performance/Execution			1.60			4.00	3.75	3.75							3.83
Interpretation			1.60			3.75	3.75	3.75							3.75
<b>Judges Total Program Component Score (factored)</b>												<b>23.73</b>			

<b>Deductions</b>	<b>0.00</b>
-------------------	-------------

< Under-rotated jump << Downgraded jump

# Spring Cup 2014

## LADIES - ADVANCED NOVICE FREE SKATING

## JUDGES DETAILS PER SKATER

Rank	Name	Nation	Starting Number	Total Segment Score	Total Element Score	Program Score (factored)	Total Component Score (factored)	Total Deductions
7	Anna BOBROVA	BLR	2	38.61	15.95		22.66	0.00

#	Executed Elements	Info	Base Value	GOE	J1	J2	J3	J4	J5	J6	J7	J8	J9	Ref	Scores of Panel
1	2S		1.30	0.00	0	0	0								1.30
2	2T		1.30	0.00	0	0	0								1.30
3	FCCoSp2		2.50	0.00	0	0	0								2.50
4	1Lo		0.50	-0.20	-2	-2	-2								0.30
5	StSq1		1.80	0.00	0	0	0								1.80
6	2S+2T		2.60	-0.07	0	0	-1								2.53
7	CCoSp3		3.00	0.00	0	0	0								3.00
8	2S		1.30	0.00	0	0	0								1.30
9	2S+1A+SEQ		1.92	0.00	0	0	0								1.92
			<b>16.22</b>												<b>15.95</b>
<b>Program Components</b>			<b>Factor</b>												
Skating Skills			1.60			3.50	3.50	3.50							3.50
Transitions			1.60			3.50	3.50	3.50							3.50
Performance/Execution			1.60			3.50	3.50	3.75							3.58
Interpretation			1.60			3.50	3.75	3.50							3.58
<b>Judges Total Program Component Score (factored)</b>												<b>22.66</b>			

<b>Deductions</b>	<b>0.00</b>
-------------------	-------------

Rank	Name	Nation	Starting Number	Total Segment Score	Total Element Score	Program Score (factored)	Total Component Score (factored)	Total Deductions
8	Margarita OSTROVSKAYA	BLR	4	35.43	17.37		21.06	3.00

#	Executed Elements	Info	Base Value	GOE	J1	J2	J3	J4	J5	J6	J7	J8	J9	Ref	Scores of Panel
1	2Lz+2T<	<	3.00	-0.30	-1	-1	-1								2.70
2	2Lo+2Lo<	<	3.10	-0.30	-1	-1	-1								2.80
3	2S		1.30	-0.33	-2	-2	-1								0.97
4	FCCoSp3		3.00	-0.30	-1	0	-2								2.70
5	2Lz		2.10	0.00	0	0	0								2.10
6	2A<<	<<	1.10	-0.60	-3	-3	-3								0.50
7	StSq1		1.80	0.00	0	0	0								1.80
8	2F		1.80	-0.90	-3	-3	-3								0.90
9	CCoSp3		3.00	-0.10	-1	0	0								2.90
			<b>20.20</b>												<b>17.37</b>
<b>Program Components</b>			<b>Factor</b>												
Skating Skills			1.60			3.25	3.50	3.25							3.33
Transitions			1.60			3.25	3.25	3.00							3.17
Performance/Execution			1.60			3.50	3.25	3.25							3.33
Interpretation			1.60			3.25	3.50	3.25							3.33
<b>Judges Total Program Component Score (factored)</b>												<b>21.06</b>			

<b>Deductions</b>	Time violation: -1.00	Falls: -2.00	<b>-3.00</b>
-------------------	-----------------------	--------------	--------------

< Under-rotated jump << Downgraded jump

# Spring Cup 2014

## LADIES - ADVANCED NOVICE FREE SKATING

## JUDGES DETAILS PER SKATER

Rank	Name	Nation	Starting Number	Total Segment Score	Total Element Score	Program Score (factored)	Total Component Score (factored)	Total Deductions
9	Tat'yana YATSKOVA	BLR	3	31.93	10.73		21.20	0.00

#	Executed Elements	Info	Base Value	GOE	J1	J2	J3	J4	J5	J6	J7	J8	J9	Ref	Scores of Panel
1	2F<<+2Lo<<	<<	1.00	-0.30	-3	-3	-3								0.70
2	2Lz<	<	1.50	-0.90	-3	-3	-3								0.60
3	FSSp1		2.00	-0.20	0	-1	-1								1.80
4	StSq1		1.80	0.50	1	1	1								2.30
5	2F<<	<<	0.50	-0.20	-2	-2	-2								0.30
6	CCoSp2		2.50	0.00	0	0	0								2.50
7	1A		1.10	0.00	0	0	0								1.10
8	2S+2T<<	<<	1.70	-0.47	-3	-2	-2								1.23
9	2Lo<<	<<	0.50	-0.30	-3	-3	-3								0.20
			<b>12.60</b>												<b>10.73</b>
<b>Program Components</b>			<b>Factor</b>												
Skating Skills			1.60			3.25	3.25	3.25							3.25
Transitions			1.60			3.25	3.25	3.00							3.17
Performance/Execution			1.60			3.50	3.25	3.25							3.33
Interpretation			1.60			3.50	3.75	3.25							3.50
<b>Judges Total Program Component Score (factored)</b>												<b>21.20</b>			

<b>Deductions</b>	<b>0.00</b>
-------------------	-------------

< Under-rotated jump << Downgraded jump

Rank	Name	Nation	Starting Number	Total Segment Score	Total Element Score	Program Score (factored)	Total Component Score (factored)	Total Deductions
10	Polina SIROTKINA	BLR	1	31.66	13.60		19.06	1.00

#	Executed Elements	Info	Base Value	GOE	J1	J2	J3	J4	J5	J6	J7	J8	J9	Ref	Scores of Panel
1	2Lo+2T<<	<<	2.20	-0.60	-2	-2	-2								1.60
2	2F<	<	1.30	-0.90	-3	-3	-3								0.40
3	FCSp2		2.30	-0.30	-1	-1	-1								2.00
4	2S+2T<	<	2.20	-0.60	-3	-3	-3								1.60
5	2Lo		1.80	0.00	0	0	0								1.80
6	2Lo		1.80	0.00	0	0	0								1.80
7	StSq1		1.80	-0.30	-1	-1	-1								1.50
8	2A<<	<<	1.10	-0.40	-2	-2	-2								0.70
9	CCoSp2		2.50	-0.30	-1	-1	-1								2.20
			<b>17.00</b>												<b>13.60</b>
<b>Program Components</b>			<b>Factor</b>												
Skating Skills			1.60			3.00	3.00	3.00							3.00
Transitions			1.60			2.75	2.75	2.75							2.75
Performance/Execution			1.60			3.25	3.00	3.00							3.08
Interpretation			1.60			3.25	3.25	2.75							3.08
<b>Judges Total Program Component Score (factored)</b>												<b>19.06</b>			

<b>Deductions</b>	Falls: -1.00	<b>-1.00</b>
-------------------	--------------	--------------

< Under-rotated jump << Downgraded jump

printed: 26.03.2014 22:34:53

# Spring Cup 2014

## MEN - ADVANCED NOVICE

	22 map 2014	Short Program
	23 map 2014	Free Skating

Size of Skating Area	:	30m*60m
Ice Conditions	:	very good
Number of Entries	:	2
Number of Participants	:	2

Entry Withdrawn	:	
-----------------	---	--

<b>Short Program</b>			
Duration	:	2:30	Max.
Segment Factor	:	1,00	
<b>Program Component Factors</b>			
	Skating Skills		0.90
	Transitions		0.90
	Performance/Execution		0.90
	Interpretation		0.90

<b>Free Skating</b>			
Duration	:	3:30	+ - 10 Sec.
Segment Factor	:	1,00	
<b>Program Components Factors</b>			
	Skating Skills		1.80
	Transitions		1.80
	Performance/Execution		1.80
	Interpretation		1.80

## Spring Cup 2014

### RESULTS

#### MEN - ADVANCED NOVICE FINAL RESULT

Pl.	Name	Nation	Total Score	SP	FS
1	Mikita STSIAPANKOU Minsk	BLR	67,00	1	1
2	Egor HLOPKOV Minsk	BLR	62,31	2	2

**Mr. Alexandre GOROJDANOV BLR**

Referee

Printed: 23.03.2014 13:01:12



**Ms. Elena SAVOSTOVA BLR**

Technical Controller





# Spring Cup 2014

## PANEL OF JUDGES

### MEN - ADVANCED NOVICE - SHORT PROGRAM

#### Officials

<b>Technical Controller</b>	Ms. Elena SAVOSTOVA	BLR
<b>Technical Specialist</b>	Ms. Olga UVAZHANAYA	BLR

#### Judges

<b>Referee</b>	Mr. Alexandre GOROJDANOV	BLR
<b>Judge No.1</b>	Mr. Alexandre GOROJDANOV	BLR
<b>Judge No.2</b>	Ms. Galina VALEEVA	BLR
<b>Judge No.3</b>	Ms. Ekaterina KALENDA	BLR

#### Data/Replay Operator

<b>Data Operator</b>	Mr. Denis SOROKIN	BLR
<b>Replay Operator</b>	Mr. Ivan GORLOV	BLR

# Spring Cup 2014

## STARTING ORDER

### MEN - ADVANCED NOVICE SHORT PROGRAM

Starting Number	Name	Nation
1	Egor HLOPKOV Minsk	BLR
2	Mikita STSIAPANKOU Minsk	BLR

printed at: 26.03.2014 22:41:28

## Spring Cup 2014

### RESULTS

#### MEN - ADVANCED NOVICE SHORT PROGRAM

Pl.	Name	Nation	Total Segment Score
1	Mikita STSIAPANKOU	BLR	26.03
2	Egor HLOPKOV	BLR	23.61

Printed: 26.03.2014 22:41:38

# MEN - ADVANCED NOVICE

## RESULT DETAILS SHORT PROGRAM

Pl.	Name	Nation	Total Segment Score =	Total Element Score +	Tot. Prog. Comp. Score * +	SS	TR	PE	IN	Deduct.	
1	Mikita STSIAPANKOU	BLR	26.03	13.06	12.97	3.67	3.50	3.67	0.00	3.58	0.00
2	Egor HLOPKOV	BLR	23.61	12.23	12.38	3.50	3.25	3.50	0.00	3.50	1.00

SS = Skating Skills

TR = Transitions

PE = Performance/Execution

IN = Interpretation

\* = factored score

Printed: 26.03.2014 22:41:48

# Spring Cup 2014 Deduction Protocol

## MEN - ADVANCED NOVICE SHORT PROGRAM

#	Name	Nation	Deductions							Total
			Costume/ Prop violation	Time violation	Music violation	Illegal element/m ovement	Falls	Interruption in excess	Costume failure	
1	Egor HLOPKOV	BLR					1.0			1.0
2	Mikita STSIAPANKOU	BLR								0.0

**Mr. Alexandre GOROJDANOV** BLR  
Referee

**Ms. Elena SAVOSTOVA** BLR  
Technical Controller

Printed: 26.03.2014 22:41:58

# Spring Cup 2014

## MEN - ADVANCED NOVICE SHORT PROGRAM

## JUDGES DETAILS PER SKATER

Rank	Name	Nation	Starting Number	Total Segment Score	Total Element Score	Program Score (factored)	Total Component Score (factored)	Total Deductions
1	Mikita STSIAPANKOU	BLR	2	26.03	13.06		12.97	0.00

#	Executed Elements	Info	Base Value	GOE	J1	J2	J3	J4	J5	J6	J7	J8	J9	Ref	Scores of Panel
1	2Lo+2Lo<<	<<	2.30	-0.60	-2	-2	-2								1.70
2	CSSp3		2.60	0.00	0	0	0								2.60
3	2Lz		2.10	0.00	0	0	0								2.10
4	StSq2		2.60	0.00	0	0	0								2.60
5	1A		1.10	0.13	1	0	1								1.23
6	FCCoSp2		2.50	0.33	1	1	0								2.83
			<b>13.20</b>												<b>13.06</b>
	<b>Program Components</b>			Factor											
	Skating Skills			0.90	3.50	3.75	3.75								3.67
	Transitions			0.90	3.50	3.50	3.50								3.50
	Performance/Execution			0.90	3.75	3.50	3.75								3.67
	Interpretation			0.90	3.50	3.75	3.50								3.58
	<b>Judges Total Program Component Score (factored)</b>														<b>12.97</b>

<b>Deductions</b>		<b>0.00</b>
-------------------	--	-------------

<< Downgraded jump

Rank	Name	Nation	Starting Number	Total Segment Score	Total Element Score	Program Score (factored)	Total Component Score (factored)	Total Deductions
2	Egor HLOPKOV	BLR	1	23.61	12.23		12.38	1.00

#	Executed Elements	Info	Base Value	GOE	J1	J2	J3	J4	J5	J6	J7	J8	J9	Ref	Scores of Panel
1	1A		1.10	0.20	1	1	1								1.30
2	2S+2Lo		3.10	0.00	0	0	0								3.10
3	CSSp3		2.60	0.50	1	1	1								3.10
4	2F	e	1.80	-0.90	-3	-3	-3								0.90
5	CCoSpB		1.70	0.00	0	0	0								1.70
6	StSq1		1.80	0.33	1	1	0								2.13
			<b>12.10</b>												<b>12.23</b>
	<b>Program Components</b>			Factor											
	Skating Skills			0.90	3.50	3.50	3.50								3.50
	Transitions			0.90	3.25	3.25	3.25								3.25
	Performance/Execution			0.90	3.50	3.50	3.50								3.50
	Interpretation			0.90	3.50	3.50	3.50								3.50
	<b>Judges Total Program Component Score (factored)</b>														<b>12.38</b>

<b>Deductions</b>	Falls: -1.00	<b>-1.00</b>
-------------------	--------------	--------------

e Jump take off with wrong edge

printed: 26.03.2014 22:42:04

# Spring Cup 2014

## PANEL OF JUDGES

### MEN - ADVANCED NOVICE - FREE SKATING

#### Officials

<b>Technical Controller</b>	Ms. Ekaterina SEROVA	BLR
<b>Technical Specialist</b>	Ms. Olga UVAZHANAYA	BLR

#### Judges

<b>Referee</b>	Mr. Alexandre GOROJDANOV	BLR
<b>Judge No.1</b>	Mr. Alexandre GOROJDANOV	BLR
<b>Judge No.2</b>	Ms. Galina VALEEVA	BLR
<b>Judge No.3</b>	Ms. Ekaterina KALENDA	BLR

#### Data/Replay Operator

<b>Data Operator</b>	Mr. Denis SOROKIN	BLR
<b>Replay Operator</b>	Mr. Ivan GORLOV	BLR

# Spring Cup 2014

## STARTING ORDER

### MEN - ADVANCED NOVICE FREE SKATING

Starting Number	Name	Nation
1	Egor HLOPKOV Minsk	BLR
2	Mikita STSIAPANKOU Minsk	BLR

printed at: 26.03.2014 22:42:22



# Spring Cup 2014

## RESULTS

### MEN - ADVANCED NOVICE FREE SKATING

Pl.	Name	Nation	Total Segment Score
1	Mikita STSIAPANKOU	BLR	40.97
2	Egor HLOPKOV	BLR	38.70

Printed: 26.03.2014 22:42:32

# MEN - ADVANCED NOVICE

## RESULT DETAILS FREE SKATING

Pl.	Name	Nation	Total Segment Score =	Total Element Score +	Tot. Prog. Comp. Score * +	SS	TR	PE		IN	Deduct. -
1	Mikita STSIAPANKOU	BLR	40.97	16.36	24.61	3.42	3.25	3.50	0.00	3.50	0.00
2	Egor HLOPKOV	BLR	38.70	12.70	27.00	3.75	3.50	3.83	0.00	3.92	1.00

SS = Skating Skills

TR = Transitions

PE = Performance/Execution

IN = Interpretation

\* = factored score

Printed: 26.03.2014 22:42:43

# Spring Cup 2014

## Deduction Protocol

### MEN - ADVANCED NOVICE FREE SKATING

# Name	Nation	Deductions							Total
		Costume/ Prop violation	Time violation	Music violation	Illegal element/m ovement	Falls	Interruption in excess	Costume failure	
1 Egor HLOPKOV	BLR					1.0			1.0
2 Mikita STSIAPANKOU	BLR								0.0

**Mr. Alexandre GOROJDANOV** BLR  
Referee

**Ms. Ekaterina SEROVA** BLR  
Technical Controller

Printed: 26.03.2014 22:42:53

# Spring Cup 2014

## MEN - ADVANCED NOVICE FREE SKATING

## JUDGES DETAILS PER SKATER

Rank	Name	Nation	Starting Number	Total Segment Score	Total Element Score	Program Score (factored)	Total Component Score (factored)	Total Deductions
1	Mikita STSIAPANKOU	BLR	2	40.97	16.36		24.61	0.00

#	Executed Elements	Info	Base Value	GOE	J1	J2	J3	J4	J5	J6	J7	J8	J9	Ref	Scores of Panel
1	2S		1.30	0.13	1	0	1								1.43
2	2S+2Lo		3.10	0.00	0	0	0								3.10
3	CCoSp2		2.50	0.00	0	0	0								2.50
4	2F<<	<<	0.50	-0.27	-3	-3	-2								0.23
5	2Lz<<	<<	0.60	-0.20	-2	-2	-2								0.40
6	StSq2		2.60	0.00	0	0	0								2.60
7	1A+2T<<	<<	1.50	-0.40	-2	-2	-2								1.10
8	FCCoSp2		2.50	-0.30	-1	-1	-1								2.20
9	2Lo		1.80	-0.30	-1	-1	-1								1.50
10	1A		1.10	0.20	1	1	1								1.30
			<b>17.50</b>												<b>16.36</b>
	<b>Program Components</b>			Factor											
	Skating Skills			1.80	3.25	3.50	3.50								3.42
	Transitions			1.80	3.25	3.25	3.25								3.25
	Performance/Execution			1.80	3.50	3.50	3.50								3.50
	Interpretation			1.80	3.50	3.50	3.50								3.50
	<b>Judges Total Program Component Score (factored)</b>														<b>24.61</b>

<b>Deductions</b>		<b>0.00</b>
-------------------	--	-------------

<< Downgraded jump

Rank	Name	Nation	Starting Number	Total Segment Score	Total Element Score	Program Score (factored)	Total Component Score (factored)	Total Deductions
2	Egor HLOPKOV	BLR	1	38.70	12.70		27.00	1.00

#	Executed Elements	Info	Base Value	GOE	J1	J2	J3	J4	J5	J6	J7	J8	J9	Ref	Scores of Panel
1	2A<<	<<	1.10	-0.40	-2	-2	-2								0.70
2	2S+2Lo<<	<<	1.80	-0.27	-2	-1	-1								1.53
3	2F<<	<<	0.50	-0.30	-3	-3	-3								0.20
4	FSSpB		1.70	0.00	0	0	0								1.70
5	2Lo		1.80	0.00	0	0	0								1.80
6	1A+2T<<	<<	1.50	-0.40	-2	-2	-2								1.10
7	2Lz<<	<<	0.60	-0.13	-2	-1	-1								0.47
8	2S		1.30	-0.20	-1	-1	-1								1.10
9	CCoSp2		2.50	-0.20	-1	-1	0								2.30
10	StSq1		1.80	0.00	0	0	0								1.80
			<b>14.60</b>												<b>12.70</b>
	<b>Program Components</b>			Factor											
	Skating Skills			1.80	3.75	3.75	3.75								3.75
	Transitions			1.80	3.50	3.50	3.50								3.50
	Performance/Execution			1.80	4.00	3.75	3.75								3.83
	Interpretation			1.80	4.00	4.00	3.75								3.92
	<b>Judges Total Program Component Score (factored)</b>														<b>27.00</b>

<b>Deductions</b>	Falls: -1.00	<b>-1.00</b>
-------------------	--------------	--------------

<< Downgraded jump

printed: 26.03.2014 22:43:00

# Spring Cup 2014

## LADIES - JUNIOR

	22 map 2014	Short Program
	23 map 2014	Free Skating

Size of Skating Area	:	30m*60m
Ice Conditions	:	very good
Number of Entries	:	3
Number of Participants	:	3

Entry Withdrawn	:	
-----------------	---	--

<b>Short Program</b>			
Duration	:	2:50	Max.
Segment Factor	:	1,00	
<b>Program Component Factors</b>			
	Skating Skills		0.80
	Transitions/Linking Footwork/Movemen		0.80
	Performance/Execution		0.80
	Choreography/Composition		0.80
	Interpretation		0.80

<b>Free Skating</b>			
Duration	:	3:30	+ - 10 Sec.
Segment Factor	:	1,00	
<b>Program Components Factors</b>			
	Skating Skills		1.60
	Transitions/Linking Footwork/Movemen		1.60
	Performance/Execution		1.60
	Choreography/Composition		1.60
	Interpretation		1.60

## Spring Cup 2014

### RESULTS


#### LADIES - JUNIOR FINAL RESULT

Pl.	Name	Nation	Total Score	SP	FS
1	Dar'ya MAL'TSEVA Minsk	BLR	93,30	2	1
2	Elizaveta AVSYUKEVICH Minsk	BLR	93,22	1	2
3	Tatiana LEONENKO Minsk	BLR	68,25	3	3

**Mr. Alexandre GOROJDANOV BLR**


Referee

Printed: 23.03.2014 15:12:32



**Ms. Elena SAVOSTOVA BLR**

Technical Controller



# Spring Cup 2014

## PANEL OF JUDGES

### LADIES - JUNIOR - SHORT PROGRAM

#### Officials

<b>Technical Controller</b>	Ms. Elena SAVOSTOVA	BLR
<b>Technical Specialist</b>	Ms. Olga UVAZHANAYA	BLR

#### Judges

<b>Referee</b>	Mr. Alexandre GOROJDANOV	BLR
<b>Judge No.1</b>	Mr. Alexandre GOROJDANOV	BLR
<b>Judge No.2</b>	Ms. Galina VALEEVA	BLR
<b>Judge No.3</b>	Ms. Ekaterina KALENDA	BLR

#### Data/Replay Operator

<b>Data Operator</b>	Mr. Denis SOROKIN	BLR
<b>Replay Operator</b>	Mr. Ivan GORLOV	BLR

# Spring Cup 2014

## STARTING ORDER

### LADIES - JUNIOR SHORT PROGRAM

Starting Number	Name	Nation
1	Elizaveta AVSYUKEVICH Minsk	BLR
2	Tatiana LEONENKO Minsk	BLR
3	Dar'ya MAL'TSEVA Minsk	BLR

printed at: 26.03.2014 22:46:02



## Spring Cup 2014

### RESULTS

#### LADIES - JUNIOR SHORT PROGRAM

Pl.	Name	Nation	Total Segment Score
1	Elizaveta AVSYUKEVICH	BLR	39.82
2	Dar'ya MAL'TSEVA	BLR	35.29
3	Tatiana LEONENKO	BLR	21.97

Printed: 26.03.2014 22:46:19

# LADIES - JUNIOR

## RESULT DETAILS SHORT PROGRAM

Pl.	Name	Nation	Total Segment Score =	Total Element Score +	Tot. Prog. Comp. Score * +	SS	TR	PE	CH	IN	Deduct. -
1	Elizaveta AVSYUKEVICH	BLR	39.82	22.20	17.62	4.50	4.25	4.42	4.42	4.42	0.00
2	Dar'ya MAL'TSEVA	BLR	35.29	17.87	18.42	4.67	4.42	4.58	4.67	4.67	1.00
3	Tatiana LEONENKO	BLR	21.97	9.51	12.46	3.25	3.00	3.08	3.17	3.08	0.00

SS = Skating Skills

TR = Transitions/Linking Footwork/Movement

PE = Performance/Execution

CH = Choreography/Composition

IN = Interpretation

\* = factored score

Printed: 26.03.2014 22:46:28

# Spring Cup 2014 Deduction Protocol

## ADIES - JUNIOR SHORT PROGRAM

#	Name	Nation	Deductions							Total
			Costume/ Prop violation	Time violation	Music violation	Illegal element/m ovement	Falls	Interruption in excess	Costume failure	
1	Elizaveta AVSYUKEVICH	BLR								0.0
2	Tatiana LEONENKO	BLR								0.0
3	Dar'ya MAL'TSEVA	BLR					1.0			1.0

Mr. Alexandre GOROJDANOV BLR  
Referee

Ms. Elena SAVOSTOVA BLR  
Technical Controller

Printed: 26.03.2014 22:46:38

# Spring Cup 2014

## LADIES - JUNIOR SHORT PROGRAM

## JUDGES DETAILS PER SKATER

Rank	Name	Nation	Starting Number	Total Segment Score	Total Element Score	Program Score (factored)	Total Component Score (factored)	Total Deductions
1	Elizaveta AVSYUKEVICH	BLR	1	39.82	22.20		17.62	0.00

#	Executed Elements	Info	Base Value	GOE	J1	J2	J3	J4	J5	J6	J7	J8	J9	Ref	Scores of Panel
1	3S+2T		5.50	-0.70	-1	-1	-1								4.80
2	3Lo<	<	3.60	-0.70	-1	-1	-1								2.90
3	FSSp4		3.00	0.00	0	0	0								3.00
4	LSp1		1.50	-0.60	-2	-2	-2								0.90
5	2A	x	3.63	0.50	1	1	1								4.13
6	StSq3		3.30	0.17	1	0	0								3.47
7	CCoSp2		2.50	0.50	1	1	1								3.00
			<b>23.03</b>												<b>22.20</b>
	<b>Program Components</b>			Factor											
	Skating Skills			0.80	4.50	4.50	4.50								4.50
	Transitions/Linking Footwork/Movement			0.80	4.25	4.25	4.25								4.25
	Performance/Execution			0.80	4.25	4.50	4.50								4.42
	Choreography/Composition			0.80	4.50	4.50	4.25								4.42
	Interpretation			0.80	4.50	4.50	4.25								4.42
	<b>Judges Total Program Component Score (factored)</b>														<b>17.62</b>

<b>Deductions</b>	<b>0.00</b>
-------------------	-------------

< Under-rotated jump x Credit for highlight distribution, base value multiplied by 1.1

Rank	Name	Nation	Starting Number	Total Segment Score	Total Element Score	Program Score (factored)	Total Component Score (factored)	Total Deductions
2	Dar'ya MAL'TSEVA	BLR	3	35.29	17.87		18.42	1.00

#	Executed Elements	Info	Base Value	GOE	J1	J2	J3	J4	J5	J6	J7	J8	J9	Ref	Scores of Panel
1	2A<	<	2.30	-0.67	-1	-1	-2								1.63
2	FSSp4		3.00	0.33	1	1	0								3.33
3	StSq3		3.30	0.50	1	1	1								3.80
4	3S<<+COMBO	<<	1.43	-0.60	-3	-3	-3								0.83
5	CCoSp4		3.50	0.50	1	1	1								4.00
6	2Lo	x	1.98	0.30	1	1	1								2.28
7	LSp1		1.50	0.50	1	1	1								2.00
			<b>17.01</b>												<b>17.87</b>
	<b>Program Components</b>			Factor											
	Skating Skills			0.80	4.50	4.75	4.75								4.67
	Transitions/Linking Footwork/Movement			0.80	4.25	4.50	4.50								4.42
	Performance/Execution			0.80	4.50	4.50	4.75								4.58
	Choreography/Composition			0.80	4.50	4.75	4.75								4.67
	Interpretation			0.80	4.75	4.75	4.50								4.67
	<b>Judges Total Program Component Score (factored)</b>														<b>18.42</b>

<b>Deductions</b>	Falls: -1.00	<b>-1.00</b>
-------------------	--------------	--------------

< Under-rotated jump << Downgraded jump x Credit for highlight distribution, base value multiplied by 1.1

# Spring Cup 2014

## LADIES - JUNIOR SHORT PROGRAM

## JUDGES DETAILS PER SKATER

Rank	Name	Nation	Starting Number	Total Segment Score	Total Element Score	Program Score (factored)	Total Component Score (factored)	Total Deductions
3	Tatiana LEONENKO	BLR	2	21.97	9.51		12.46	0.00

#	Executed Elements	Info	Base Value	GOE	J1	J2	J3	J4	J5	J6	J7	J8	J9	Ref	Scores of Panel
1	2Lz<<<+COMBO	e	0.60	-0.30	-3	-3	-3								0.30
2	2Lo		1.80	-0.70	-2	-2	-3								1.10
3	CCoSp4		3.50	-0.10	0	0	-1								3.40
4	FSSp1		2.00	-0.60	-2	-2	-2								1.40
5	StSq1		1.80	-0.50	-1	-2	-2								1.30
6	1A	x	1.21	-0.60	-3	-3	-3								0.61
7	LSp2		1.90	-0.50	-2	-2	-1								1.40
			<b>12.81</b>												<b>9.51</b>
	<b>Program Components</b>			Factor											
	Skating Skills			0.80	3.25	3.25	3.25								3.25
	Transitions/Linking Footwork/Movement			0.80	3.00	3.00	3.00								3.00
	Performance/Execution			0.80	3.00	3.00	3.25								3.08
	Choreography/Composition			0.80	3.25	3.25	3.00								3.17
	Interpretation			0.80	3.25	3.00	3.00								3.08
	<b>Judges Total Program Component Score (factored)</b>														<b>12.46</b>

<b>Deductions</b>	<b>0.00</b>
-------------------	-------------

<< Downgraded jump x Credit for highlight distribution, base value multiplied by 1.1 e Jump take off with wrong edge

printed: 26.03.2014 22:46:43

# Spring Cup 2014

## PANEL OF JUDGES

### LADIES - JUNIOR - FREE SKATING

#### Officials

<b>Technical Controller</b>	Ms. Ekaterina SEROVA	BLR
<b>Technical Specialist</b>	Ms. Olga UVAZHANAYA	BLR

#### Judges

<b>Referee</b>	Mr. Alexandre GOROJDANOV	BLR
<b>Judge No.1</b>	Mr. Alexandre GOROJDANOV	BLR
<b>Judge No.2</b>	Ms. Galina VALEEVA	BLR
<b>Judge No.3</b>	Ms. Ekaterina KALENDA	BLR

#### Data/Replay Operator

<b>Data Operator</b>	Mr. Denis SOROKIN	BLR
<b>Replay Operator</b>	Mr. Ivan GORLOV	BLR

# Spring Cup 2014

## STARTING ORDER

### LADIES - JUNIOR FREE SKATING

Starting Number	Name	Nation
1	Tatiana LEONENKO Minsk	BLR
2	Elizaveta AVSYUKEVICH Minsk	BLR
3	Dar'ya MAL'TSEVA Minsk	BLR

printed at: 26.03.2014 22:47:02

# Spring Cup 2014

## RESULTS

### LADIES - JUNIOR FREE SKATING

Pl.	Name	Nation	Total Segment Score
1	Dar'ya MAL'TSEVA	BLR	58.01
2	Elizaveta AVSYUKEVICH	BLR	53.40
3	Tatiana LEONENKO	BLR	46.28

Printed: 26.03.2014 22:47:12



# LADIES - JUNIOR

## RESULT DETAILS FREE SKATING

Pl.	Name	Nation	Total Segment Score =	Total Element Score +	Tot. Prog. Comp. Score * +	SS	TR	PE	CH	IN	Deduct. -
1	Dar'ya MAL'TSEVA	BLR	58.01	23.34	34.67	4.42	4.17	4.25	4.50	4.33	0.00
2	Elizaveta AVSYUKEVICH	BLR	53.40	23.06	33.34	4.25	4.00	4.17	4.25	4.17	3.00
3	Tatiana LEONENKO	BLR	46.28	20.42	25.86	3.33	3.00	3.25	3.33	3.25	0.00

SS = Skating Skills

TR = Transitions/Linking Footwork/Movement

PE = Performance/Execution

CH = Choreography/Composition

IN = Interpretation

\* = factored score

Printed: 26.03.2014 22:47:23

# Spring Cup 2014

## Deduction Protocol

### JUNIORS - JUNIOR FREE SKATING

#	Name	Nation	Deductions							Total
			Costume/ Prop violation	Time violation	Music violation	Illegal element/m ovement	Falls	Interruption in excess	Costume failure	
1	Tatiana LEONENKO	BLR								0.0
2	Elizaveta AVSYUKEVICH	BLR					3.0			3.0
3	Dar'ya MAL'TSEVA	BLR								0.0

Mr. Alexandre GOROJDANOV BLR  
Referee

Ms. Ekaterina SEROVA BLR  
Technical Controller

Printed: 26.03.2014 22:47:32

# Spring Cup 2014

## LADIES - JUNIOR FREE SKATING

## JUDGES DETAILS PER SKATER

Rank	Name	Nation	Starting Number	Total Segment Score	Total Element Score	Program Score (factored)	Total Component Score (factored)	Total Deductions
1	Dar'ya MAL'TSEVA	BLR	3	58.01	23.34		34.67	0.00

#	Executed Elements	Info	Base Value	GOE	J1	J2	J3	J4	J5	J6	J7	J8	J9	Ref	Scores of Panel
1	3S<<	<<	1.30	-0.60	-3	-3	-3								0.70
2	3S<<+2T<	<<	2.20	-0.60	-3	-3	-3								1.60
3	2F		1.80	0.30	1	1	1								2.10
4	FCCoSp2		2.50	0.00	0	0	0								2.50
5	2A<<	<<	1.21	x -0.60	-3	-3	-3								0.61
6	2Lz+2T		3.74	x 0.00	0	0	0								3.74
7	2Lo+1T		2.42	x 0.00	0	0	0								2.42
8	LSp3		2.40	0.33	1	1	0								2.73
9	2Lo		1.98	x 0.00	0	0	0								1.98
10	CCoSp2		2.50	0.33	0	1	1								2.83
11	StSq1		1.80	0.33	0	1	1								2.13
			<b>23.85</b>												<b>23.34</b>
<b>Program Components</b>			<b>Factor</b>												
Skating Skills			1.60		4.25	4.50	4.50								4.42
Transitions/Linking Footwork/Movement			1.60		4.00	4.25	4.25								4.17
Performance/Execution			1.60		4.25	4.25	4.25								4.25
Choreography/Composition			1.60		4.25	4.75	4.50								4.50
Interpretation			1.60		4.25	4.50	4.25								4.33
<b>Judges Total Program Component Score (factored)</b>															<b>34.67</b>

<b>Deductions</b>	<b>0.00</b>
-------------------	-------------

< Under-rotated jump << Downgraded jump x Credit for highlight distribution, base value multiplied by 1.1

Rank	Name	Nation	Starting Number	Total Segment Score	Total Element Score	Program Score (factored)	Total Component Score (factored)	Total Deductions
2	Elizaveta AVSYUKEVICH	BLR	2	53.40	23.06		33.34	3.00

#	Executed Elements	Info	Base Value	GOE	J1	J2	J3	J4	J5	J6	J7	J8	J9	Ref	Scores of Panel
1	3S+2T		5.50	0.70	1	1	1								6.20
2	3Lo<	<	3.60	-1.17	-1	-2	-2								2.43
3	3T<	<	2.90	-2.10	-3	-3	-3								0.80
4	LSp2		1.90	-0.30	-1	-1	-1								1.60
5	2A+2T<<	<<	3.70	-1.50	-3	-3	-3								2.20
6	3S<	<	3.19	x -2.10	-3	-3	-3								1.09
7	2F		1.98	x -0.90	-3	-3	-3								1.08
8	CCoSp2		2.50	0.00	0	0	0								2.50
9	1Lz		0.66	x 0.00	0	0	0								0.66
10	FCSp1		1.90	0.00	0	0	0								1.90
11	StSq2		2.60	0.00	0	0	0								2.60
			<b>30.43</b>												<b>23.06</b>
<b>Program Components</b>			<b>Factor</b>												
Skating Skills			1.60		4.25	4.25	4.25								4.25
Transitions/Linking Footwork/Movement			1.60		4.00	4.00	4.00								4.00
Performance/Execution			1.60		4.00	4.25	4.25								4.17
Choreography/Composition			1.60		4.25	4.50	4.00								4.25
Interpretation			1.60		4.00	4.50	4.00								4.17
<b>Judges Total Program Component Score (factored)</b>															<b>33.34</b>

<b>Deductions</b>	Falls: -3.00	<b>-3.00</b>
-------------------	--------------	--------------

< Under-rotated jump << Downgraded jump x Credit for highlight distribution, base value multiplied by 1.1

# Spring Cup 2014

## LADIES - JUNIOR FREE SKATING

## JUDGES DETAILS PER SKATER

Rank	Name	Nation	Starting Number	Total Segment Score	Total Element Score	Program Score (factored)	Total Component Score (factored)	Total Deductions
3	Tatiana LEONENKO	BLR	1	46.28	20.42		25.86	0.00

#	Executed Elements	Info	Base Value	GOE	J1	J2	J3	J4	J5	J6	J7	J8	J9	Ref	Scores of Panel
1	2Lz+1Lo<	<	2.50	-0.90	-3	-3	-3								1.60
2	2F+2T<	<	2.70	-0.30	-1	-1	-1								2.40
3	CCoSp4		3.50	-0.30	-1	-1	-1								3.20
4	2Lo		1.80	0.00	0	0	0								1.80
5	FCSp1		1.90	0.00	0	0	0								1.90
6	2Lz+1A+SEQ	e	2.82	x -0.50	-1	-2	-2								2.32
7	StSq1		1.80	0.00	0	0	0								1.80
8	1A		1.21	x -0.40	-2	-2	-2								0.81
9	2Lz		2.31	x -0.60	-2	-2	-2								1.71
10	2F		1.98	x 0.00	0	0	0								1.98
11	LSp1		1.50	-0.60	-2	-2	-2								0.90
			<b>24.02</b>												<b>20.42</b>
	<b>Program Components</b>			<b>Factor</b>											
	Skating Skills			1.60	3.25	3.50	3.25								3.33
	Transitions/Linking Footwork/Movement			1.60	3.00	3.00	3.00								3.00
	Performance/Execution			1.60	3.25	3.25	3.25								3.25
	Choreography/Composition			1.60	3.25	3.50	3.25								3.33
	Interpretation			1.60	3.25	3.25	3.25								3.25
	<b>Judges Total Program Component Score (factored)</b>														<b>25.86</b>

Deductions	0.00

< Under-rotated jump x Credit for highlight distribution, base value multiplied by 1.1 e Jump take off with wrong edge

printed: 26.03.2014 22:47:38

# Spring Cup 2014

## MEN - JUNIOR

	22 map 2014	Short Program
	23 map 2014	Free Skating

Size of Skating Area	:	30m*60m
Ice Conditions	:	very good
Number of Entries	:	1
Number of Participants	:	1

Entry Withdrawn	:	
-----------------	---	--

<b>Short Program</b>			
Duration	:	2:50	Max.
Segment Factor	:	1,00	
<b>Program Component Factors</b>	Skating Skills		1.00
	Transitions/Linking Footwork/Movemen		1.00
	Performance/Execution		1.00
	Choreography/Composition		1.00
	Interpretation		1.00

<b>Free Skating</b>			
Duration	:	4:00	+ - 10 Sec.
Segment Factor	:	1,00	
<b>Program Components Factors</b>	Skating Skills		2.00
	Transitions/Linking Footwork/Movemen		2.00
	Performance/Execution		2.00
	Choreography/Composition		2.00
	Interpretation		2.00

# Spring Cup 2014


## RESULTS

### MEN - JUNIOR FINAL RESULT

Pl. Name	Nation	Total Score	SP	FS
1 Artem TSELUJKO Minsk	BLR	112,92	1	1

**Mr. Alexandre GOROJDANOV BLR**  
Referee

Printed: 23.03.2014 14:48:39



**Ms. Elena SAVOSTOVA BLR**  
Technical Controller



# Spring Cup 2014

## PANEL OF JUDGES

### MEN - JUNIOR - SHORT PROGRAM

#### Officials

<b>Technical Controller</b>	Ms. Elena SAVOSTOVA	BLR
<b>Technical Specialist</b>	Ms. Olga UVAZHANAYA	BLR

#### Judges

<b>Referee</b>	Mr. Alexandre GOROJDANOV	BLR
<b>Judge No.1</b>	Mr. Alexandre GOROJDANOV	BLR
<b>Judge No.2</b>	Ms. Galina VALEEVA	BLR
<b>Judge No.3</b>	Ms. Ekaterina KALENDA	BLR

#### Data/Replay Operator

<b>Data Operator</b>	Mr. Denis SOROKIN	BLR
<b>Replay Operator</b>	Mr. Ivan GORLOV	BLR

# Spring Cup 2014

## STARTING ORDER

### MEN - JUNIOR SHORT PROGRAM

Starting Number	Name	Nation
1	Artem TSELUJKO Minsk	BLR

printed at: 26.03.2014 22:50:06



## Spring Cup 2014

### RESULTS

#### MEN - JUNIOR SHORT PROGRAM

Pl.	Name	Nation	Total Segment Score
1	Artem TSELUJKO	BLR	42.89

Printed: 26.03.2014 22:50:16

# MEN - JUNIOR

## RESULT DETAILS SHORT PROGRAM

Pl.	Name	Nation	Total Segment Score =	Total Element Score +	Tot. Prog. Comp. Score * +	SS	TR	PE	CH	IN	Deduct.
1	Artem TSELUJKO	BLR	42.89	20.80	22.09	4.50	4.25	4.42	4.42	4.50	0.00

SS = Skating Skills

TR = Transitions/Linking Footwork/Movement

PE = Performance/Execution

CH = Choreography/Composition

IN = Interpretation

\* = factored score

Printed: 26.03.2014 22:50:25

# Spring Cup 2014 Deduction Protocol

## MEN - JUNIOR SHORT PROGRAM

#	Name	Nation	Deductions							Total
			Costume/ Prop violation	Time violation	Music violation	Illegal element/m ovement	Falls	Interruption in excess	Costume failure	
1	Artem TSELUJKO	BLR								0.0

Mr. Alexandre GOROJDANOV BLR  
Referee

Ms. Elena SAVOSTOVA BLR  
Technical Controller

Printed: 26.03.2014 22:50:33

# Spring Cup 2014

## MEN - JUNIOR SHORT PROGRAM

## JUDGES DETAILS PER SKATER

Rank	Name	Nation	Starting Number	Total Segment Score	Total Element Score	Program Score (factored)	Total Component Score (factored)	Total Deductions
1	Artem TSELUJKO	BLR	1	42.89	20.80		22.09	0.00

#	Executed Elements	Info	Base Value	GOE	J1	J2	J3	J4	J5	J6	J7	J8	J9	Ref	Scores of Panel
1	3S+2T		5.50	-0.70	-1	-1	-1								4.80
2	CCSp3		2.80	0.00	0	0	0								2.80
3	2A		3.30	0.00	0	0	0								3.30
4	FSSp2		2.30	0.00	0	0	0								2.30
5	3Lo<	<	3.60	-2.10	-3	-3	-3								1.50
6	StSq2		2.60	0.00	0	0	0								2.60
7	CCoSp4		3.50	0.00	0	0	0								3.50
			<b>23.60</b>												<b>20.80</b>
	<b>Program Components</b>			Factor											
	Skating Skills			1.00	4.50	4.50	4.50								4.50
	Transitions/Linking Footwork/Movement			1.00	4.25	4.25	4.25								4.25
	Performance/Execution			1.00	4.25	4.50	4.50								4.42
	Choreography/Composition			1.00	4.50	4.25	4.50								4.42
	Interpretation			1.00	4.50	4.75	4.25								4.50
	<b>Judges Total Program Component Score (factored)</b>														<b>22.09</b>

<b>Deductions</b>	<b>0.00</b>
-------------------	-------------

< Under-rotated jump

printed: 26.03.2014 22:50:37

# Spring Cup 2014

## PANEL OF JUDGES

### MEN - JUNIOR - FREE SKATING

#### Officials

<b>Technical Controller</b>	Ms. Ekaterina SEROVA	BLR
<b>Technical Specialist</b>	Ms. Olga UVAZHANAYA	BLR

#### Judges

<b>Referee</b>	Mr. Alexandre GOROJDANOV	BLR
<b>Judge No.1</b>	Mr. Alexandre GOROJDANOV	BLR
<b>Judge No.2</b>	Ms. Galina VALEEVA	BLR
<b>Judge No.3</b>	Ms. Ekaterina KALENDA	BLR

#### Data/Replay Operator

<b>Data Operator</b>	Mr. Denis SOROKIN	BLR
<b>Replay Operator</b>	Mr. Ivan GORLOV	BLR

# Spring Cup 2014

## STARTING ORDER

### MEN - JUNIOR FREE SKATING

Starting Number	Name	Nation
1	Artem TSELUJKO Minsk	BLR

printed at: 26.03.2014 22:50:55

## Spring Cup 2014

### RESULTS

#### MEN - JUNIOR FREE SKATING

Pl.	Name	Nation	Total Segment Score
1	Artem TSELUJKO	BLR	70.03

Printed: 26.03.2014 22:51:03

# MEN - JUNIOR

## RESULT DETAILS FREE SKATING

Pl.	Name	Nation	Total Segment Score =	Total Element Score +	Tot. Prog. Comp. Score * +	SS	TR	PE	CH	IN	Deduct.
1	Artem TSELUJKO	BLR	70.03	29.85	43.18	4.42	4.17	4.33	4.42	4.25	3.00

SS = Skating Skills

TR = Transitions/Linking Footwork/Movement

PE = Performance/Execution

CH = Choreography/Composition

IN = Interpretation

\* = factored score

Printed: 26.03.2014 22:51:14



# Spring Cup 2014

## Deduction Protocol

### MEN - JUNIOR FREE SKATING

#	Name	Nation	Deductions							Total
			Costume/ Prop violation	Time violation	Music violation	Illegal element/m ovement	Falls	Interruption in excess	Costume failure	
1	Artem TSELUJKO	BLR					3.0			3.0

Mr. Alexandre GOROJDANOV BLR  
Referee

Ms. Ekaterina SEROVA BLR  
Technical Controller

Printed: 26.03.2014 22:51:24

# Spring Cup 2014

## MEN - JUNIOR FREE SKATING

## JUDGES DETAILS PER SKATER

Rank	Name	Nation	Starting Number	Total Segment Score	Total Element Score	Program Score (factored)	Total Component Score (factored)	Total Deductions
1	Artem TSELUJKO	BLR	1	70.03	29.85		43.18	3.00

#	Executed Elements	Info	Base Value	GOE	J1	J2	J3	J4	J5	J6	J7	J8	J9	Ref	Scores of Panel
1	2A+2T+2Lo		6.40	0.50	1	1	1								6.90
2	3Lo<<+1Lo	<<	2.30	-0.60	-2	-2	-2								1.70
3	2S		1.30	0.00	0	0	0								1.30
4	FCSp3		2.80	-0.20	0	-1	-1								2.60
5	2F		1.80	0.00	0	0	0								1.80
6	3S<+SEQ	<	2.32	-2.10	-3	-3	-3								0.22
7	StSq3		3.30	0.00	0	0	0								3.30
8	3S	x	4.62	-2.10	-3	-3	-3								2.52
9	3Lo<<	<<	1.98	-0.90	-3	-3	-3								1.08
10	CSSp2		2.30	0.00	0	0	0								2.30
11	2A	x	3.63	-0.50	-1	-1	-1								3.13
12	CCoSp3		3.00	0.00	0	0	0								3.00
			<b>35.75</b>												<b>29.85</b>
	<b>Program Components</b>			<b>Factor</b>											
	Skating Skills			2.00	4.25	4.50	4.50								4.42
	Transitions/Linking Footwork/Movement			2.00	4.00	4.25	4.25								4.17
	Performance/Execution			2.00	4.25	4.25	4.50								4.33
	Choreography/Composition			2.00	4.50	4.50	4.25								4.42
	Interpretation			2.00	4.25	4.25	4.25								4.25
	<b>Judges Total Program Component Score (factored)</b>														<b>43.18</b>

<b>Deductions</b>	Falls: -3.00	<b>-3.00</b>
-------------------	--------------	--------------

< Under-rotated jump << Downgraded jump x Credit for highlight distribution, base value multiplied by 1.1

printed: 26.03.2014 22:51:30

# Spring Cup 2014

## LADIES - SENIOR

	22 map 2014	Short Program
	23 map 2014	Free Skating

Size of Skating Area	:	30m*60m
Ice Conditions	:	very good
Number of Entries	:	3
Number of Participants	:	3

Entry Withdrawn	:	
-----------------	---	--

<b>Short Program</b>			
Duration	:	2:50	Max.
Segment Factor	:	1,00	
<b>Program Component Factors</b>			
	Skating Skills		0.80
	Transitions/Linking Footwork/Movemen		0.80
	Performance/Execution		0.80
	Choreography/Composition		0.80
	Interpretation		0.80

<b>Free Skating</b>			
Duration	:	4:00	+ - 10 Sec.
Segment Factor	:	1,00	
<b>Program Components Factors</b>			
	Skating Skills		1.60
	Transitions/Linking Footwork/Movemen		1.60
	Performance/Execution		1.60
	Choreography/Composition		1.60
	Interpretation		1.60

# Spring Cup 2014

## RESULTS

### LADIES - SENIOR FINAL RESULT

Pl. Name	Nation	Total Score	SP	FS
1 Yana BUYANOVSKAYA Brest	BLR	82,76	1	1
2 Anastasiya TISHKINA Minsk	BLR	76,45	2	2
3 Elena SIARHEEVA Minsk	BLR	70,72	3	3

**Mr. Alexandre GOROJDANOV BLR**  
Referee

Printed: 23.03.2014 15:47:44



**Ms. Elena SAVOSTOVA BLR**  
Technical Controller



# Spring Cup 2014

## PANEL OF JUDGES

### LADIES - SENIOR - SHORT PROGRAM

#### Officials

<b>Technical Controller</b>	Ms. Elena SAVOSTOVA	BLR
<b>Technical Specialist</b>	Ms. Olga UVAZHANAYA	BLR

#### Judges

<b>Referee</b>	Mr. Alexandre GOROJDANOV	BLR
<b>Judge No.1</b>	Mr. Alexandre GOROJDANOV	BLR
<b>Judge No.2</b>	Ms. Galina VALEEVA	BLR
<b>Judge No.3</b>	Ms. Ekaterina KALENDA	BLR

#### Data/Replay Operator

<b>Data Operator</b>	Mr. Denis SOROKIN	BLR
<b>Replay Operator</b>	Mr. Ivan GORLOV	BLR

# Spring Cup 2014

## STARTING ORDER

### LADIES - SENIOR SHORT PROGRAM

Starting Number	Name	Nation
1	Elena SIARHEEVA Minsk	BLR
2	Anastasiya TISHKINA Minsk	BLR
3	Yana BUYANOVSKAYA Brest	BLR

printed at: 26.03.2014 22:53:37

# Spring Cup 2014

## RESULTS

### LADIES - SENIOR SHORT PROGRAM

Pl.	Name	Nation	Total Segment Score
1	Yana BUYANOVSKAYA	BLR	25.83
2	Anastasiya TISHKINA	BLR	23.20
3	Elena SIARHEEVA	BLR	21.78

Printed: 26.03.2014 22:53:47

# LADIES - SENIOR

## RESULT DETAILS SHORT PROGRAM

Pl.	Name	Nation	Total Segment Score =	Total Element Score +	Tot. Prog. Comp. Score * +	SS	TR	PE	CH	IN	Deduct. -
1	Yana BUYANOVSKAYA	BLR	25.83	11.75	14.08	3.50	3.42	3.50	3.50	3.67	0.00
2	Anastasiya TISHKINA	BLR	23.20	10.20	14.00	3.50	3.25	3.58	3.50	3.67	1.00
3	Elena SIARHEEVA	BLR	21.78	8.98	13.80	3.50	3.25	3.50	3.58	3.42	1.00

SS = Skating Skills

TR = Transitions/Linking Footwork/Movement

PE = Performance/Execution

CH = Choreography/Composition

IN = Interpretation

\* = factored score

Printed: 26.03.2014 22:53:55



# Spring Cup 2014 Deduction Protocol

## ADIES - SENIOR SHORT PROGRAM

#	Name	Nation	Deductions					Total	
			Costume/ Prop violation	Time violation	Music violation	Illegal element/m ovement	Falls		Interruption in excess
1	Elena SIARHEEVA	BLR					1.0		1.0
2	Anastasiya TISHKINA	BLR					1.0		1.0
3	Yana BUYANOVSKAYA	BLR							0.0

**Mr. Alexandre GOROJDANOV** BLR  
Referee

**Ms. Elena SAVOSTOVA** BLR  
Technical Controller

Printed: 26.03.2014 22:54:05

# Spring Cup 2014

## LADIES - SENIOR SHORT PROGRAM

## JUDGES DETAILS PER SKATER

Rank	Name	Nation	Starting Number	Total Segment Score	Total Element Score	Program Score (factored)	Total Component Score (factored)	Total Deductions
1	Yana BUYANOVSKAYA	BLR	3	25.83	11.75		14.08	0.00

#	Executed Elements	Info	Base Value	GOE	J1	J2	J3	J4	J5	J6	J7	J8	J9	Ref	Scores of Panel
1	1A		1.10	-0.60	-3	-3	-3								0.50
2	FSSp3		2.60	0.00	0	0	0								2.60
3	2Lo		1.80	-0.90	-3	-3	-3								0.90
4	LSp2		1.90	0.00	0	0	0								1.90
5	2Lz+1T	x	2.75	-0.90	-3	-3	-3								1.85
6	CCoSp2		2.50	-0.30	-1	-1	-1								2.20
7	StSq1		1.80	0.00	0	0	0								1.80
			<b>14.45</b>												<b>11.75</b>
	<b>Program Components</b>			Factor											
	Skating Skills			0.80	3.50	3.50	3.50								3.50
	Transitions/Linking Footwork/Movement			0.80	3.50	3.50	3.25								3.42
	Performance/Execution			0.80	3.50	3.50	3.50								3.50
	Choreography/Composition			0.80	3.50	3.50	3.50								3.50
	Interpretation			0.80	3.75	3.50	3.75								3.67
	<b>Judges Total Program Component Score (factored)</b>														<b>14.08</b>

<b>Deductions</b>															<b>0.00</b>
-------------------	--	--	--	--	--	--	--	--	--	--	--	--	--	--	-------------

x Credit for highlight distribution, base value multiplied by 1.1

Rank	Name	Nation	Starting Number	Total Segment Score	Total Element Score	Program Score (factored)	Total Component Score (factored)	Total Deductions
2	Anastasiya TISHKINA	BLR	2	23.20	10.20		14.00	1.00

#	Executed Elements	Info	Base Value	GOE	J1	J2	J3	J4	J5	J6	J7	J8	J9	Ref	Scores of Panel
1	2A<<	<<	1.10	-0.60	-3	-3	-3								0.50
2	2F+1T		2.20	-0.90	-3	-3	-3								1.30
3	FCSp1		1.90	-0.20	-1	0	-1								1.70
4	2Lo		1.80	-0.90	-3	-3	-3								0.90
5	CCoSp3		3.00	0.00	0	0	0								3.00
6	StSq1		1.80	-0.20	0	-1	-1								1.60
7	LSp1		1.50	-0.30	-1	-1	-1								1.20
			<b>13.30</b>												<b>10.20</b>
	<b>Program Components</b>			Factor											
	Skating Skills			0.80	3.50	3.50	3.50								3.50
	Transitions/Linking Footwork/Movement			0.80	3.25	3.25	3.25								3.25
	Performance/Execution			0.80	3.50	3.50	3.75								3.58
	Choreography/Composition			0.80	3.50	3.50	3.50								3.50
	Interpretation			0.80	3.75	3.75	3.50								3.67
	<b>Judges Total Program Component Score (factored)</b>														<b>14.00</b>

<b>Deductions</b>		Falls: -1.00													<b>-1.00</b>
-------------------	--	--------------	--	--	--	--	--	--	--	--	--	--	--	--	--------------

<< Downgraded jump

# Spring Cup 2014

## LADIES - SENIOR SHORT PROGRAM

## JUDGES DETAILS PER SKATER

Rank	Name	Nation	Starting Number	Total Segment Score	Total Element Score	Total Program Score (factored)	Total Component Score (factored)	Total Deductions
3	Elena SIARHEEVA	BLR	1	21.78	8.98		13.80	1.00

#	Executed Elements	Info	Base Value	GOE	J1	J2	J3	J4	J5	J6	J7	J8	J9	Ref	Scores of Panel
1	2Lz<+2T<	<	2.40	-0.90	-3	-3	-3								1.50
2	2A<<	<<	1.10	-0.60	-3	-3	-3								0.50
3	FCSp1		1.90	0.00	0	0	0								1.90
4	2Lo	x	1.98	-0.90	-3	-3	-3								1.08
5	CCoSp2		2.50	0.00	0	0	0								2.50
6	StSq1		1.80	-0.30	-1	-1	-1								1.50
7	LSp		0.00	0.00	-	-	-								0.00
			<b>11.68</b>												<b>8.98</b>
	<b>Program Components</b>			Factor											
	Skating Skills			0.80	3.50	3.50	3.50								3.50
	Transitions/Linking Footwork/Movement			0.80	3.25	3.25	3.25								3.25
	Performance/Execution			0.80	3.50	3.50	3.50								3.50
	Choreography/Composition			0.80	3.50	3.75	3.50								3.58
	Interpretation			0.80	3.50	3.50	3.25								3.42
	<b>Judges Total Program Component Score (factored)</b>														<b>13.80</b>

<b>Deductions</b>	Falls: -1.00	<b>-1.00</b>
-------------------	--------------	--------------

< Under-rotated jump << Downgraded jump x Credit for highlight distribution, base value multiplied by 1.1

printed: 26.03.2014 22:54:10

# Spring Cup 2014

## PANEL OF JUDGES

### LADIES - SENIOR - FREE SKATING

#### Officials

<b>Technical Controller</b>	Ms. Ekaterina SEROVA	BLR
<b>Technical Specialist</b>	Ms. Olga UVAZHANAYA	BLR

#### Judges

<b>Referee</b>	Mr. Alexandre GOROJDANOV	BLR
<b>Judge No.1</b>	Mr. Alexandre GOROJDANOV	BLR
<b>Judge No.2</b>	Ms. Galina VALEEVA	BLR
<b>Judge No.3</b>	Ms. Ekaterina KALENDA	BLR

#### Data/Replay Operator

<b>Data Operator</b>	Mr. Denis SOROKIN	BLR
<b>Replay Operator</b>	Mr. Ivan GORLOV	BLR

# Spring Cup 2014

## STARTING ORDER

### LADIES - SENIOR FREE SKATING

Starting Number	Name	Nation
1	Elena SIARHEEVA Minsk	BLR
2	Yana BUYANOVSKAYA Brest	BLR
3	Anastasiya TISHKINA Minsk	BLR

printed at: 26.03.2014 22:54:29

# Spring Cup 2014

## RESULTS

### LADIES - SENIOR FREE SKATING

Pl.	Name	Nation	Total Segment Score
1	Yana BUYANOVSKAYA	BLR	56.93
2	Anastasiya TISHKINA	BLR	53.25
3	Elena SIARHEEVA	BLR	48.94

Printed: 26.03.2014 22:54:39

# LADIES - SENIOR

## RESULT DETAILS FREE SKATING

Pl.	Name	Nation	Total Segment Score =	Total Element Score +	Tot. Prog. Comp. Score * +	SS	TR	PE	CH	IN	Deduct. -
1	Yana BUYANOVSKAYA	BLR	56.93	23.87	33.06	4.08	4.08	4.17	4.25	4.08	0.00
2	Anastasiya TISHKINA	BLR	53.25	20.18	33.07	4.17	4.00	4.17	4.25	4.08	0.00
3	Elena SIARHEEVA	BLR	48.94	17.60	31.34	3.92	3.58	4.25	3.92	3.92	0.00

SS = Skating Skills

TR = Transitions/Linking Footwork/Movement

PE = Performance/Execution

CH = Choreography/Composition

IN = Interpretation

\* = factored score

Printed: 26.03.2014 22:54:49

# Spring Cup 2014

## Deduction Protocol

### JADIES - SENIOR FREE SKATING

#	Name	Nation	Deductions							Total
			Costume/ Prop violation	Time violation	Music violation	Illegal element/m ovement	Falls	Interruption in excess	Costume failure	
1	Elena SIARHEEVA	BLR								0.0
2	Yana BUYANOVSKAYA	BLR								0.0
3	Anastasiya TISHKINA	BLR								0.0

**Mr. Alexandre GOROJDANOV** BLR  
Referee

**Ms. Ekaterina SEROVA** BLR  
Technical Controller

Printed: 26.03.2014 22:55:01



# Spring Cup 2014

## LADIES - SENIOR FREE SKATING

## JUDGES DETAILS PER SKATER

Rank	Name	Nation	Starting Number	Total Segment Score	Total Element Score	Program Score (factored)	Total Component Score (factored)	Total Deductions
1	Yana BUYANOVSKAYA	BLR	2	56.93	23.87		33.06	0.00

#	Executed Elements	Info	Base Value	GOE	J1	J2	J3	J4	J5	J6	J7	J8	J9	Ref	Scores of Panel
1	2Lz+1Lo+1Lo+SEQ		2.08	0.00	0	0	0								2.08
2	2T+1T		1.70	-0.13	0	-1	-1								1.57
3	2F+1T		2.20	-0.40	-2	-1	-1								1.80
4	FSSp4		3.00	0.00	0	0	0								3.00
5	1A		1.10	0.00	0	0	0								1.10
6	LSp2		1.90	0.33	1	1	0								2.23
7	2Lo		1.80	0.30	1	1	1								2.10
8	2F		1.98	x 0.00	0	0	0								1.98
9	2Lz		2.31	x 0.10	0	1	0								2.41
10	CCoSp3		3.00	0.00	0	0	0								3.00
11	StSq2		2.60	0.00	0	0	0								2.60
			<b>23.67</b>												<b>23.87</b>
<b>Program Components</b>				Factor											
	Skating Skills			1.60	4.25	4.00	4.00								4.08
	Transitions/Linking Footwork/Movement			1.60	4.25	4.00	4.00								4.08
	Performance/Execution			1.60	4.25	4.00	4.25								4.17
	Choreography/Composition			1.60	4.25	4.25	4.25								4.25
	Interpretation			1.60	4.25	4.00	4.00								4.08
	<b>Judges Total Program Component Score (factored)</b>														<b>33.06</b>

<b>Deductions</b>	<b>0.00</b>
-------------------	-------------

x Credit for highlight distribution, base value multiplied by 1.1

Rank	Name	Nation	Starting Number	Total Segment Score	Total Element Score	Program Score (factored)	Total Component Score (factored)	Total Deductions
2	Anastasiya TISHKINA	BLR	3	53.25	20.18		33.07	0.00

#	Executed Elements	Info	Base Value	GOE	J1	J2	J3	J4	J5	J6	J7	J8	J9	Ref	Scores of Panel
1	2F		1.80	-0.30	-1	-1	-1								1.50
2	1A		1.10	0.00	0	0	0								1.10
3	2Lo		1.80	0.00	0	0	0								1.80
4	1A		1.10	0.00	0	0	0								1.10
5	2Lo		1.80	0.00	0	0	0								1.80
6	2F		1.80	0.00	0	0	0								1.80
7	FCSp1		1.90	0.00	0	0	0								1.90
8	LSp2		1.90	0.33	2	0	0								2.23
9	2Lo		1.98	x 0.00	0	0	0								1.98
10	CCoSp2		2.50	0.17	0	1	0								2.67
11	StSq2		2.60	-0.30	-1	-1	-1								2.30
			<b>20.28</b>												<b>20.18</b>
<b>Program Components</b>				Factor											
	Skating Skills			1.60	4.25	4.25	4.00								4.17
	Transitions/Linking Footwork/Movement			1.60	4.00	4.00	4.00								4.00
	Performance/Execution			1.60	4.00	4.25	4.25								4.17
	Choreography/Composition			1.60	4.25	4.25	4.25								4.25
	Interpretation			1.60	4.25	4.00	4.00								4.08
	<b>Judges Total Program Component Score (factored)</b>														<b>33.07</b>

<b>Deductions</b>	<b>0.00</b>
-------------------	-------------

x Credit for highlight distribution, base value multiplied by 1.1

# Spring Cup 2014

## LADIES - SENIOR FREE SKATING

## JUDGES DETAILS PER SKATER

Rank	Name	Nation	Starting Number	Total Segment Score	Total Element Score	Program Score (factored)	Total Component Score (factored)	Total Deductions
3	Elena SIARHEEVA	BLR	1	48.94	17.60		31.34	0.00

#	Executed Elements	Info	Base Value	GOE	J1	J2	J3	J4	J5	J6	J7	J8	J9	Ref	Scores of Panel
1	2Lz		2.10	0.30	1	1	1								2.40
2	2S		1.30	0.00	0	0	0								1.30
3	2A<<	<<	1.10	-0.60	-3	-3	-3								0.50
4	FCSp1		1.90	0.17	0	1	0								2.07
5	LSpB		1.20	0.67	2	1	1								1.87
6	1Lo		0.55	x -0.07	0	-1	-1								0.48
7	A		0.00	x 0.00	-	-	-								0.00
8	CCoSp2		2.50	0.33	1	1	0								2.83
9	StSq1		1.80	0.17	0	0	1								1.97
10	2S+1T		1.87	x 0.00	0	0	0								1.87
11	2S+1T+1T		2.31	x 0.00	0	0	0								2.31
			<b>16.63</b>												<b>17.60</b>
	<b>Program Components</b>			<b>Factor</b>											
	Skating Skills			1.60	4.00	4.00	3.75								3.92
	Transitions/Linking Footwork/Movement			1.60	3.50	3.75	3.50								3.58
	Performance/Execution			1.60	4.50	4.25	4.00								4.25
	Choreography/Composition			1.60	4.00	4.00	3.75								3.92
	Interpretation			1.60	4.00	3.75	4.00								3.92
	<b>Judges Total Program Component Score (factored)</b>														<b>31.34</b>

<b>Deductions</b>	<b>0.00</b>
-------------------	-------------

<< Downgraded jump x Credit for highlight distribution, base value multiplied by 1.1

printed: 26.03.2014 22:55:08