

**МИНИСТЕРСТВО СПОРТА САМАРСКОЙ ОБЛАСТИ
САМАРСКАЯ ОБЛАСТНАЯ ОБЩЕСТВЕННАЯ ОРГАНИЗАЦИЯ
«ФЕДЕРАЦИЯ ФИГУРНОГО КАТАНИЯ НА КОНЬКАХ»**

**СОРЕВНОВАНИЯ САМАРСКОЙ ОБЛАСТИ «СОЗВЕЗДИЕ ЮНЫХ»
среди юниоров 12-21 год, юниорок 12-19 лет, юношей 10-19 лет, девушек 10-17 лет,
(одиночное катание, танцы на льду, синхронное катание) по фигурному катанию на коньках**

ПРОТОКОЛЫ



**г. Самара
08-09.12.2020г.**

СОРЕВНОВАНИЯ САМАРСКОЙ ОБЛАСТИ

«СОЗВЕЗДИЕ ЮНЫХ»

среди юниоров 12-21 год, юниорок 12-19 лет, юношей 10-19 лет, девушек 10-17 лет,
(одиночное катание, танцы на льду, синхронное катание) по фигурному катанию на коньках

г. Самара, ФСК «Орбита»

08 – 09 декабря 2020г.

РАСПИСАНИЕ СОРЕВНОВАНИЙ

08 Декабря

- 08:00-09:00 Комиссия по допуску участников соревнований
09:00-09:30 Совещание судей
09:30-09:45 Жеребьевка стартовых номеров участников соревнований в электронном виде
09:45-12:50 Одиночное катание 3 спортивный разряд Девочки Произвольная программа
12:50-13:00 Одиночное катание 3 спортивный разряд Юноши Произвольная программа
13:00-13:30 Судейский митинг по итогам вида
13:30-14:40 Одиночное катание 2 спортивный разряд Девушки Короткая программа
14:40-15:00 Одиночное катание 2 спортивный разряд Юноши Короткая программа
15:00-15:15 Судейский митинг по итогам вида
15:15-16:00 Одиночное катание КМС Юниорки Короткая программа
16:00-16:20 Спортивные танцы 1 разряд Pattern Dance 1 Starlight Waltz,
Спортивные танцы 1 разряд Pattern Dance 2 Quickstep
16:20-17:20 Одиночное катание 1 спортивный разряд Девушки Короткая программа
17:20-17:40 Одиночное катание 1 спортивный разряд Юноши Короткая программа
17:40-18:50 Судейский митинг по итогам вида
17:50-18:00 Награждение победителей и призеров соревнований

09 Декабря

- 09:00-09:30 Совещание судей
09:30-10:00 Жеребьевка стартовых номеров участников соревнований в электронном виде
10:00-12:15 Одиночное катание 2 спортивный разряд Девушки Произвольная программа
12:15-13:45 Одиночное катание 2 спортивный разряд Юноши Произвольная программа
13:45-14:00 Судейский митинг по итогам вида
14:00-15:20 Одиночное катание 1 спортивный разряд Девушки Произвольная программа
15:20-15:40 Одиночное катание 1 спортивный разряд Юноши Произвольная программа
15:40-15:55 Судейский митинг по итогам вида
15:55-16:55 Одиночное катание КМС Юниорки Произвольная программа
16:55-17:30 Спортивные танцы 1 разряд Произвольный танец
17:30-17:45 Судейский митинг по итогам вида
17:45-18:00 Награждение победителей и призеров соревнований

**СОРЕВНОВАНИЯ САМАРСКОЙ ОБЛАСТИ
«СОЗВЕЗДИЕ ЮНЫХ»**

среди юниоров 12-21 год, юниорок 12-19 лет, юношей 10-19 лет, девушек 10-17 лет,
(одиночное катание, танцы на льду, синхронное катание) по фигурному катанию на коньках

г. Самара, ФСК «Орбита»

08 – 09 декабря 2020г.

**ГЛАВНАЯ СУДЕЙСКАЯ КОЛЛЕГИЯ
СПРАВКА**

**О составе и квалификации судейской коллегии согласно приказу Министерства
Спорта России от 20 февраля 2017г. № 108**

Главный судья	Юнусова Елизавета	Самара	ВК
Зам. Главного судьи	Богуш Вера	Самара	ВК
Главный секретарь	Головастова Наталия	Самара	1К
Зам. Главного секретаря	Михалкина Татьяна	Самара	ВК
Секретарь	Селихова Мария	Самара	1К

ОДИНОЧНОЕ КАТАНИЕ - 3 СПОРТИВНЫЙ РАЗРЯД

Технический контролер	Бердникова Елена	Самара	ВК
Технический специалист	Панюкова Елена	Тольятти	ВК
Ассистент тех. специалиста	Керша Павел	Тольятти	1К
Старший судья	Юнусова Елизавета	Самара	ВК

ОДИНОЧНОЕ КАТАНИЕ - 2 СПОРТИВНЫЙ РАЗРЯД

Технический контролер	Бердникова Елена	Самара	ВК
Технический специалист	Панюкова Елена	Тольятти	ВК
Ассистент тех. специалиста	Керша Павел	Тольятти	1К
Старший судья	Харчева Ольга	Самара	ВК

ОДИНОЧНОЕ КАТАНИЕ - 1 СПОРТИВНЫЙ РАЗРЯД

Технический контролер	Юнусова Елизавета	Самара	ВК
Технический специалист	Керша Павел	Тольятти	1К
Ассистент тех. специалиста	Панюкова Елена	Тольятти	ВК
Старший судья	Беляшова Галина	Самара	ВК

ОДИНОЧНОЕ КАТАНИЕ - КМС

Технический контролер	Бердникова Елена	Самара	ВК
Технический специалист	Панюкова Елена	Тольятти	ВК
Ассистент тех. специалиста	Керша Павел	Тольятти	1К
Старший судья	Харчева Ольга	Самара	ВК

ТАНЦЫ НА ЛЬДУ - 1 СПОРТИВНЫЙ РАЗРЯД

Технический контролер	Харчева Ольга	Самара	ВК
Технический специалист	Кузьев Валентин	Тольятти	ВК
Ассистент тех. специалиста	Русских Ольга	Самара	ВК
Старший судья	Богуш Наталья	Самара	ВК

Главный судья, председатель
судейской коллегии
Главный секретарь



Юнусова Елизавета Самара ВК



Головастова Наталия Самара 1К

Президент СООО «Федерация
фигурного катания на коньках»



Богуш Вера Самара ВК

**СОРЕВНОВАНИЯ САМАРСКОЙ ОБЛАСТИ
«СОЗВЕЗДИЕ ЮНЫХ»**

среди юниоров 12-21 год, юниорок 12-19 лет, юношей 10-19 лет, девушек 10-17 лет,
(одиночное катание, танцы на льду, синхронное катание) по фигурному катанию на коньках

г. Самара, ФСК «Орбита»




08 – 09 декабря 2020г.

ОДИНОЧНОЕ КАТАНИЕ

**3 СПОРТИВНЫЙ РАЗРЯД
ДЕВУШКИ, ЮНОШИ**

СПРАВКА

**о составе и квалификации судейской коллегии согласно приказу
Министерства спорта России от 20 февраля 2017 года № 108**

Технический контролер	Бердникова Елена	Самара	ВК	
Технический специалист	Панюкова Елена	Тольятти	ВК	
Ассистент технического специалиста	Керша Павел	Тольятти	1К	
Старший судья	Юнусова Елизавета	Самара	ВК	
Судьи	1 Юнусова Елизавета	Самара	ВК	
	2 Терентьева Елизавета	Самара	1К	
	3 Поликарпова Анна	Самара	ВК	
	4 Кузина Ирина	Самара	1К	
	5 Непеина Мария	Сызрань	1К	
Оператор ввода данных	Мадонова Галина	Самара	2К	
Оператор видеоповтора	Купаев Игорь	Самара	1К	
Видеооператор	Белов Вячеслав	Самара	1К	
Судья при участниках	Солуянова Ирина	Самара	б/к	
Главный судья, председатель судейской коллегии		Юнусова Елизавета	Самара	ВК
Главный секретарь		Головастова Наталия	Самара	1К
Президент СООО «Федерация фигурного катания на коньках»		Богуш Вера	Самара	ВК

**СОРЕВНОВАНИЯ САМАРСКОЙ ОБЛАСТИ
«СОЗВЕЗДИЕ ЮНЫХ»**

среди юниоров 12-21 год, юниорок 12-19 лет, юношей 10-19 лет, девушек 10-17 лет,
(одиночное катание, танцы на льду, синхронное катание) по фигурному катанию на коньках

г. Самара, ФСК «Орбита»

08 – 09 декабря 2020г.

**ОДИНОЧНОЕ КАТАНИЕ
3 СПОРТИВНЫЙ РАЗРЯД
ДЕВУШКИ**

ОКОНЧАТЕЛЬНЫЕ РЕЗУЛЬТАТЫ

ОК	ПП	Фамилия Имя	Год рожде ния	Организация	Город	Очки
1	1	Борисова Алиса	2011	ГАУ «СШОР №1»	Самара	45,38
2	2	Попова Ксения	2011	МБУ СШОР №13	Тольятти	42,66
3	3	Кудряшева Арина	2009	МАУ «Ледовый дворец» г.Отрадный	Отрадный	41,31
4	4	Рогожина Злата	2010	МБУ СШОР №13	Тольятти	40,34
5	5	Тараканова Софья	2010	МАУ «Ледовый дворец» г.Отрадный	Отрадный	39,90
6	6	Пауль Ксения	2007	МАУ «Ледовый дворец» г.Отрадный	Отрадный	38,44
7	7	Адамко Вера	2011	МБУ СШОР №13	Тольятти	38,24
8	8	Воробьева Ева	2009	МАУ «Ледовый дворец» г.Отрадный	Отрадный	37,05
9	9	Дорош Олеся	2011	ГАУ «СШОР №1»	Самара	36,79
10	10	Таршицейская Мария	2009	ГАУ «СШОР № 1»	Сызрань	33,60
11	11	Зинченко Эмилия	2008	ГАУ «СШОР № 1»	Сызрань	32,71
12	12	Потапкина Яна	2010	ГАУ «СШОР №1»	Самара	31,92
13	13	Гуреева Арина	2007	ГАУ «СШОР № 1»	Сызрань	31,17
14	14	Горбунова Мария	2011	ГАУ «СШОР №1»	Самара	30,01
15	15	Кондратьева Арина	2010	МБУ ДО «ДЮСШ № 10» г.о. Самара	Самара	28,18
16	16	Ганзина Маргарита	2010	МБУ ДО «ДЮСШ № 10» г.о. Самара	Самара	25,96
17	17	Малина Елизавета	2009	ГАУ «СШОР №1»	Самара	25,41
18	18	Петрова Виктория	2009	МБУ ДО «ДЮСШ № 10» г.о. Самара	Самара	25,01
19	19	Тарасина Арина	2007	МБУ ДО «ДЮСШ № 10» г.о. Самара	Самара	24,00
20	20	Сулейманова Камила	2010	МБУ ДО «ДЮСШ № 10» г.о. Самара	Самара	22,63
21	21	Дворянкина Алиса	2008	МБУ ДО «ДЮСШ № 10» г.о. Самара	Самара	21,12
22	22	Антипова Евгения	2009	МБУ ДО «ДЮСШ № 10» г.о. Самара	Самара	20,24
23	23	Кондратьева Софья	2009	МБУ ДО «ДЮСШ № 10» г.о. Самара	Самара	18,17
24	24	Курушина Алена	2009	МБУ СШОР №13	Тольятти	14,58

Технический контролёр



Бердникова Елена Самара ВК

Старший судья




Юнусова Елизавета Самара ВК

Главный судья,
председатель судейской коллегии



Юнусова Елизавета Самара ВК

Президент СООО «Федерация фигурного
катания на коньках»



Богуш Вера Самара ВК

3 СПОРТИВНЫЙ РАЗРЯД ДЕВУШКИ

RESULT DETAILS FREE SKATING

Pl.	Name	Nation	Total Segment Score =	Total Element Score +	Tot. Prog. Comp. Score * +	SS	TR	PE	CO	IN	Deduct. -
1	Алиса БОРИСОВА	CAM	45.38	18.21	27.17	3.75	3.67	3.75	0.00	3.92	0.00
2	Ксения ПОПОВА	ТОЛ	42.66	17.01	25.65	3.50	3.50	3.50	0.00	3.75	0.00
3	Арина КУДРЯШОВА	ОТР	41.31	16.45	24.86	3.58	3.33	3.33	0.00	3.58	0.00
4	Злата РОГОЖИНА	ТОЛ	40.34	15.14	25.20	3.50	3.33	3.42	0.00	3.75	0.00
5	Софья ТАРАКАНОВА	ОТР	39.90	14.22	25.68	3.50	3.42	3.67	0.00	3.67	0.00
6	Ксения ПАУЛЬ	ОТР	38.44	15.18	23.26	3.25	3.25	3.25	0.00	3.17	0.00
7	Вера АДАМКО	ТОЛ	38.24	13.49	24.75	3.42	3.33	3.50	0.00	3.50	0.00
8	Ева ВОРОБЬЕВА	ОТР	37.05	13.61	24.44	3.33	3.25	3.50	0.00	3.50	1.00
9	Олеся ДОРОШ	CAM	36.79	16.09	20.70	2.75	2.75	3.00	0.00	3.00	0.00
10	Мария ТАРШИЦЕЙСКАЯ	СЫЗ	33.60	12.10	22.50	3.17	3.08	3.08	0.00	3.17	1.00
11	Эмилия ЗИНЧЕНКО	СЫЗ	32.71	11.53	21.18	2.92	2.75	2.92	0.00	3.17	0.00
12	Яна ПОТАПКИНА	CAM	31.92	9.11	22.81	3.17	3.00	3.25	0.00	3.25	0.00
13	Арина ГУРЕЕВА	СЫЗ	31.17	10.05	23.12	3.25	3.17	3.25	0.00	3.17	2.00
14	Мария ГОРБУНОВА	CAM	30.01	10.41	21.60	2.83	2.83	3.17	0.00	3.17	2.00
15	Арина КОНДРАТЬЕВА	CAM	28.18	8.69	19.49	2.75	2.58	2.67	0.00	2.83	0.00
16	Маргарита ГАНЗИНА	CAM	25.96	9.72	17.24	2.33	2.25	2.33	0.00	2.67	1.00
17	Елизавета МАЛИНА	CAM	25.41	7.75	19.66	2.83	2.67	2.75	0.00	2.67	2.00
18	Виктория ПЕТРОВА	CAM	25.01	7.21	19.80	2.67	2.83	2.75	0.00	2.75	2.00
19	Арина ТАРАСИНА	CAM	24.00	5.69	18.31	2.67	2.50	2.50	0.00	2.50	0.00
20	Камила СУЛЕЙМАНОВА	CAM	22.63	7.29	16.34	2.17	2.33	2.25	0.00	2.33	1.00
21	Алиса ДВОРЯНКИНА	CAM	21.12	5.34	15.78	2.25	2.17	2.17	0.00	2.17	0.00
22	Евгения АНТИПОВА	CAM	20.24	2.35	17.89	2.67	2.42	2.42	0.00	2.42	0.00
23	Софья КОНДРАТЬЕВА	CAM	18.17	4.25	15.92	2.33	2.17	2.17	0.00	2.17	2.00
24	Алёна КУРУШИНА	ТОЛ	14.58	2.39	14.19	2.19	1.88	1.94	0.00	1.88	2.00

SS = Skating Skills

TR = Transitions

PE = Performance

CO = Composition

IN = Interpretation of the Music

* = factored score

Printed: 08.12.2020 21:42:50

3 СПОРТИВНЫЙ РАЗРЯД ДЕВУШКИ FREE SKATING

JUDGES DETAILS PER SKATER

Rank	Name	Nation	Starting Number	Total Segment Score	Total Element Score	Program Component Score (factored)	Total Deductions
1	Алиса БОРИСОВА	CAM	18	45.38	18.21	27.17	0.00

#	Executed Elements	Info	Base Value	GOE	J1	J2	J3	J4	J5	J6	J7	J8	J9	Ref	Scores of Panel
1	2Lz		2.10	0.00	0	0	0	0	1						2.10
2	StSq1		1.80	0.12	1	0	0	1	2						1.92
3	2Lo+2T		3.00	-0.34	-2	-2	0	-3	-2						2.66
4	FSSp2V		1.73	0.00	1	0	0	0	0						1.73
5	2Lz		2.31	x 0.00	1	0	0	0	0						2.31
6	1A		1.21	x 0.00	1	0	0	0	0						1.21
7	2F+2T		3.41	x 0.12	1	1	0	0	1						3.53
8	CCoSp2		2.50	0.25	2	0	0	1	2						2.75
			18.06												18.21
Program Components			Factor												
	Skating Skills		1.80		4.25	3.50	3.50	3.75	4.00						3.75
	Transitions		1.80		4.00	3.50	3.50	3.50	4.00						3.67
	Performance		1.80		4.25	3.25	3.50	3.50	4.50						3.75
	Composition		1.80		-	-	-	-	-						
	Interpretation of the Music		1.80		4.25	3.75	3.50	3.75	4.25						3.92
	Judges Total Program Component Score (factored)														27.17
Deductions															0.00

x Credit for highlight distribution, base value multiplied by 1.1

Rank	Name	Nation	Starting Number	Total Segment Score	Total Element Score	Program Component Score (factored)	Total Deductions
2	Ксения ПОПОВА	ТОЛ	3	42.66	17.01	25.65	0.00

#	Executed Elements	Info	Base Value	GOE	J1	J2	J3	J4	J5	J6	J7	J8	J9	Ref	Scores of Panel
1	2Lo+2Lo		3.40	0.11	0	0	1	1	1						3.51
2	2Lz+SEQ+2T*	*	1.68	-0.49	-3	-4	-1	-2	-2						1.19
3	FCCoSp2		2.50	-0.08	1	-1	0	-1	0						2.42
4	2Lz		2.10	0.00	0	0	0	0	0						2.10
5	StSq2		2.60	0.17	0	0	1	1	1						2.77
6	1A		1.21	x 0.00	0	0	0	0	0						1.21
7	2F!	!	1.98	x -0.24	-1	-2	-2	-1	0						1.74
8	CCoSp2V	nS	1.88	0.19	1	0	2	0	2						2.07
			17.35												17.01
Program Components			Factor												
	Skating Skills		1.80		3.50	3.50	3.50	3.50	3.50						3.50
	Transitions		1.80		3.25	3.25	3.75	3.50	3.75						3.50
	Performance		1.80		3.50	3.50	3.50	3.50	3.50						3.50
	Composition		1.80		-	-	-	-	-						
	Interpretation of the Music		1.80		3.75	3.75	3.75	3.50	3.75						3.75
	Judges Total Program Component Score (factored)														25.65
Deductions															0.00

* Invalid element x Credit for highlight distribution, base value multiplied by 1.1 ! Not clear edge

3 СПОРТИВНЫЙ РАЗРЯД ДЕВУШКИ FREE SKATING

JUDGES DETAILS PER SKATER

Rank	Name	Nation	Starting Number	Total Segment Score	Total Element Score	Program Component Score (factored)	Total Deductions
3	Арина КУДРЯШОВА	ОТР	24	41.31	16.45	24.86	0.00

#	Executed Elements	Info	Base Value	GOE	J1	J2	J3	J4	J5	J6	J7	J8	J9	Ref	Scores of Panel
1	2T+2T		2.60	0.13	1	0	0	2	2						2.73
2	FSSp2		2.30	0.08	1	0	0	1	0						2.38
3	2S		1.30	0.13	1	1	1	1	0						1.43
4	2Lo		1.70	0.00	0	0	0	1	0						1.70
5	StSqB		1.50	0.05	0	0	1	1	0						1.55
6	1A		1.21	x 0.15	1	0	2	2	1						1.36
7	2S+2Lo		3.30	x 0.00	1	0	0	0	0						3.30
8	CCoSp1		2.00	0.00	0	0	0	1	0						2.00
			15.91												16.45
Program Components				Factor											
	Skating Skills			1.80	3.50	3.50	3.75	3.75	3.25						3.58
	Transitions			1.80	3.00	2.75	3.50	3.50	3.50						3.33
	Performance			1.80	3.50	2.75	3.75	3.50	3.00						3.33
	Composition			1.80	-	-	-	-	-						
	Interpretation of the Music			1.80	3.75	3.00	3.75	3.75	3.25						3.58
	Judges Total Program Component Score (factored)														24.86

Deductions	0.00
-------------------	-------------

x Credit for highlight distribution, base value multiplied by 1.1

Rank	Name	Nation	Starting Number	Total Segment Score	Total Element Score	Program Component Score (factored)	Total Deductions
4	Злата РОГОЖИНА	ТОЛ	14	40.34	15.14	25.20	0.00

#	Executed Elements	Info	Base Value	GOE	J1	J2	J3	J4	J5	J6	J7	J8	J9	Ref	Scores of Panel
1	FCSSp2		2.30	0.23	1	1	1	0	1						2.53
2	2Lz+1A+SEQ		2.56	-0.14	0	1	0	-2	-2						2.42
3	2F<	<	1.44	-0.19	-2	-1	-1	-1	-3						1.25
4	2S		1.30	0.00	0	0	0	0	0						1.30
5	CCoSp1		2.00	0.13	1	1	0	0	1						2.13
6	2Lo<	<	1.50	x -0.14	-2	-1	-1	-1	-1						1.36
7	2Lz<+2T<	<	2.99	x -0.34	-2	-1	0	-3	-3						2.65
8	StSqB		1.50	0.00	0	1	0	0	0						1.50
			15.59												15.14
Program Components				Factor											
	Skating Skills			1.80	3.50	3.50	3.50	3.25	3.50						3.50
	Transitions			1.80	3.00	3.25	3.75	3.25	3.50						3.33
	Performance			1.80	3.25	3.25	3.75	3.25	3.75						3.42
	Composition			1.80	-	-	-	-	-						
	Interpretation of the Music			1.80	3.75	3.75	3.75	3.25	3.75						3.75
	Judges Total Program Component Score (factored)														25.20

Deductions	0.00
-------------------	-------------

< Under-rotated jump x Credit for highlight distribution, base value multiplied by 1.1

3 СПОРТИВНЫЙ РАЗРЯД ДЕВУШКИ FREE SKATING

JUDGES DETAILS PER SKATER

Rank	Name	Nation	Starting Number	Total Segment Score	Total Element Score	Program Component Score (factored)	Total Deductions
5	Софья ТАРАКАНОВА	OTP	19	39.90	14.22	25.68	0.00

#	Executed Elements	Info	Base Value	GOE	J1	J2	J3	J4	J5	J6	J7	J8	J9	Ref	Scores of Panel
1	1A		1.10	0.07	0	0	1	1	1						1.17
2	CCoSp1		2.00	0.20	1	0	1	2	1						2.20
3	2S		1.30	0.00	0	0	0	1	0						1.30
4	2Lo<+2T<	<	2.40	-0.27	-2	-2	-2	-1	-2						2.13
5	2F+1A+SEQ		2.55	x 0.00	0	0	0	1	0						2.55
6	2T		1.43	x 0.04	0	0	1	1	0						1.47
7	StSqB		1.50	0.00	0	0	0	0	0						1.50
8	FCSp1		1.90	0.00	0	-	0	0	0						1.90
			14.18												14.22
Program Components			Factor												
Skating Skills			1.80		3.50	3.50	3.50	3.50	3.50						3.50
Transitions			1.80		3.25	3.00	3.75	3.50	3.50						3.42
Performance			1.80		3.50	3.00	3.75	3.75	3.75						3.67
Composition			1.80		-	-	-	-	-						
Interpretation of the Music			1.80		3.75	3.25	3.75	3.75	3.50						3.67
Judges Total Program Component Score (factored)															25.68
Deductions															0.00

< Under-rotated jump x Credit for highlight distribution, base value multiplied by 1.1

Rank	Name	Nation	Starting Number	Total Segment Score	Total Element Score	Program Component Score (factored)	Total Deductions
6	Ксения ПАУЛЬ	OTP	2	38.44	15.18	23.26	0.00

#	Executed Elements	Info	Base Value	GOE	J1	J2	J3	J4	J5	J6	J7	J8	J9	Ref	Scores of Panel
1	2F<+2Lo<	<	2.80	-0.29	-3	-2	-1	-2	-2						2.51
2	FCSp1		1.90	0.06	0	-1	0	1	1						1.96
3	2Lo		1.70	0.00	0	-1	0	0	0						1.70
4	1A		1.10	0.00	0	0	0	0	0						1.10
5	StSqB		1.50	0.00	0	0	0	0	0						1.50
6	2S+2T<	<	2.57	x -0.22	-3	-2	-1	-1	-2						2.35
7	2T		1.43	x -0.04	-1	-3	0	0	0						1.39
8	CCoSp2		2.50	0.17	0	0	1	1	1						2.67
			15.50												15.18
Program Components			Factor												
Skating Skills			1.80		3.00	3.25	3.50	3.25	3.25						3.25
Transitions			1.80		3.75	3.25	3.50	3.00	3.00						3.25
Performance			1.80		3.25	3.00	3.25	3.25	3.25						3.25
Composition			1.80		-	-	-	-	-						
Interpretation of the Music			1.80		3.25	3.00	3.25	3.25	3.00						3.17
Judges Total Program Component Score (factored)															23.26
Deductions															0.00

< Under-rotated jump x Credit for highlight distribution, base value multiplied by 1.1

3 СПОРТИВНЫЙ РАЗРЯД ДЕВУШКИ FREE SKATING

JUDGES DETAILS PER SKATER

Rank	Name	Nation	Starting Number	Total Segment Score	Total Element Score	Program Component Score (factored)	Total Deductions
7	Вера АДАМКО	ТОЛ	10	38.24	13.49	24.75	0.00

#	Executed Elements	Info	Base Value	GOE	J1	J2	J3	J4	J5	J6	J7	J8	J9	Ref	Scores of Panel
1	2Lz<+2T<	<	2.72	-0.34	-3	-2	-2	-2	-2						2.38
2	2Lz<	<	1.68	-0.34	-2	-2	-2	-2	-1						1.34
3	1Lo<<+2T<<	<<	0.40	-0.12	-3	-3	-3	-3	-3						0.28
4	StSq1		1.80	0.00	0	0	0	0	1						1.80
5	FCSSp2		2.30	0.00	0	0	0	0	1						2.30
6	1A		1.21	x 0.00	0	0	0	0	0						1.21
7	CCoSp2		2.50	0.25	1	1	0	1	2						2.75
8	2S		1.43	x 0.00	0	0	-1	0	1						1.43
			14.04												13.49
Program Components				Factor											
Skating Skills				1.80	3.25	3.50	3.25	3.75	3.50						3.42
Transitions				1.80	3.00	3.25	3.25	3.50	3.50						3.33
Performance				1.80	3.50	3.50	3.25	3.50	3.75						3.50
Composition				1.80	-	-	-	-	-						-
Interpretation of the Music				1.80	3.50	3.50	3.25	3.50	3.50						3.50
Judges Total Program Component Score (factored)															24.75

Deductions															0.00
-------------------	--	--	--	--	--	--	--	--	--	--	--	--	--	--	-------------

< Under-rotated jump << Downgraded jump x Credit for highlight distribution, base value multiplied by 1.1

Rank	Name	Nation	Starting Number	Total Segment Score	Total Element Score	Program Component Score (factored)	Total Deductions
8	Ева ВОРОБЬЕВА	ОТР	12	37.05	13.61	24.44	-1.00

#	Executed Elements	Info	Base Value	GOE	J1	J2	J3	J4	J5	J6	J7	J8	J9	Ref	Scores of Panel
1	1A+2Lo<	<	2.46	-0.68	-5	-5	-5	-5	-5						1.78
2	FCSSp2		2.30	0.23	1	1	0	2	1						2.53
3	2T		1.30	0.00	0	-1	0	0	0						1.30
4	2Lo		1.70	-0.45	-2	-3	-4	-1	-3						1.25
5	2Lz		2.31	x 0.00	0	0	0	1	0						2.31
6	StSqB		1.50	0.00	0	0	0	0	0						1.50
7	2Lz<	<	1.85	x -0.23	-1	-1	-2	-1	-2						1.62
8	CCoSpBV	nC	1.28	0.04	0	0	0	1	1						1.32
			14.70												13.61
Program Components				Factor											
Skating Skills				1.80	3.25	3.25	3.50	3.50	3.25						3.33
Transitions				1.80	3.25	3.00	3.50	3.25	3.25						3.25
Performance				1.80	3.50	3.00	3.50	3.50	3.50						3.50
Composition				1.80	-	-	-	-	-						-
Interpretation of the Music				1.80	3.50	3.50	3.50	3.50	3.25						3.50
Judges Total Program Component Score (factored)															24.44

Deductions	Falls: -1.00														-1.00
-------------------	--------------	--	--	--	--	--	--	--	--	--	--	--	--	--	--------------

< Under-rotated jump x Credit for highlight distribution, base value multiplied by 1.1

3 СПОРТИВНЫЙ РАЗРЯД ДЕВУШКИ FREE SKATING

JUDGES DETAILS PER SKATER

Rank	Name	Nation	Starting Number	Total Segment Score	Total Element Score	Program Score (factored)	Total Component Score (factored)	Total Deductions
9	Олеся ДОРОШ	CAM	23	36.79	16.09		20.70	0.00

#	Executed Elements	Info	Base Value	GOE	J1	J2	J3	J4	J5	J6	J7	J8	J9	Ref	Scores of Panel
1	1A		1.10	0.00	0	0	0	0	0						1.10
2	2F<	<	1.44	-0.19	-1	-2	-1	-2	-1						1.25
3	FSSp2		2.30	0.15	1	1	1	0	0						2.45
4	2S		1.30	0.00	0	0	0	0	0						1.30
5	StSq1		1.80	0.12	1	1	0	0	1						1.92
6	2F+2T<	<	3.12	x -0.36	-2	-2	-2	-1	-2						2.76
7	2Lz	x	2.31	x 0.00	0	0	0	0	0						2.31
8	CCoSp2		2.50	0.50	2	2	2	2	2						3.00
			15.87												16.09
Program Components				Factor											
Skating Skills				1.80	2.75	2.75	2.75	2.75	2.75						2.75
Transitions				1.80	2.75	2.75	2.75	2.75	2.75						2.75
Performance				1.80	3.00	3.00	3.00	3.00	3.00						3.00
Composition				1.80	-	-	-	-	-						-
Interpretation of the Music				1.80	3.00	3.00	3.00	3.00	3.00						3.00
Judges Total Program Component Score (factored)															20.70
Deductions															0.00

< Under-rotated jump x Credit for highlight distribution, base value multiplied by 1.1

Rank	Name	Nation	Starting Number	Total Segment Score	Total Element Score	Program Score (factored)	Total Component Score (factored)	Total Deductions
10	Мария ТАРШИЦЕЙСКАЯ	СЫЗ	1	33.60	12.10		22.50	-1.00

#	Executed Elements	Info	Base Value	GOE	J1	J2	J3	J4	J5	J6	J7	J8	J9	Ref	Scores of Panel
1	2F<+1A+SEQ	<	2.03	-0.29	-2	-2	-2	-2	-2						1.74
2	2F<	<	1.44	-0.34	-3	-2	-2	-2	-3						1.10
3	2Lo		1.70	-0.85	-5	-5	-5	-5	-5						0.85
4	FCSp1		1.90	0.00	-1	0	0	0	0						1.90
5	2S	x	1.43	x 0.00	0	0	0	0	0						1.43
6	StSqB		1.50	-0.10	-1	0	0	-1	-1						1.40
7	2Lo+1A+SEQ		2.46	x -0.28	-2	-1	-1	-2	-3						2.18
8	CCoSp1V	nS	1.50	0.00	0	0	-1	0	1						1.50
			13.96												12.10
Program Components				Factor											
Skating Skills				1.80	3.00	3.25	3.25	3.25	3.00						3.17
Transitions				1.80	3.00	3.00	3.25	3.00	3.25						3.08
Performance				1.80	3.25	3.00	3.25	3.00	3.00						3.08
Composition				1.80	-	-	-	-	-						-
Interpretation of the Music				1.80	3.25	3.00	3.50	3.25	3.00						3.17
Judges Total Program Component Score (factored)															22.50
Deductions															-1.00
Falls: -1.00															

< Under-rotated jump x Credit for highlight distribution, base value multiplied by 1.1

3 СПОРТИВНЫЙ РАЗРЯД ДЕВУШКИ FREE SKATING

JUDGES DETAILS PER SKATER

Rank	Name	Nation	Starting Number	Total Segment Score	Total Element Score	Program Component Score (factored)	Total Deductions
11	Эмилия ЗИНЧЕНКО	СЫЗ	22	32.71	11.53	21.18	0.00

#	Executed Elements	Info	Base Value	GOE	J1	J2	J3	J4	J5	J6	J7	J8	J9	Ref	Scores of Panel
1	1A		1.10	0.00	0	0	0	0	0						1.10
2	FCSSp1		1.90	0.00	0	0	0	0	0						1.90
3	2F<<	<<	0.50	-0.18	-4	-4	-4	-3	-3						0.32
4	2Lo+1A+SEQ		2.24	-0.28	0	-1	-3	-2	-2						1.96
5	StSqB		1.50	0.00	0	0	0	0	0						1.50
6	2S		1.43	x -0.17	-2	-2	-1	-1	-1						1.26
7	2Lo+SEQ+1T*	*	1.50	x -0.51	-3	-4	0	-3	-3						0.99
8	CCoSp2		2.50	0.00	0	-1	0	0	0						2.50
			12.67												11.53
Program Components				Factor											
Skating Skills				1.80	3.00	2.75	3.25	3.00	2.75						2.92
Transitions				1.80	2.75	2.75	3.25	2.75	2.75						2.75
Performance				1.80	2.75	2.50	3.50	3.00	3.00						2.92
Composition				1.80	-	-	-	-	-						-
Interpretation of the Music				1.80	3.00	3.00	3.50	3.50	3.00						3.17
Judges Total Program Component Score (factored)															21.18

Deductions	0.00
-------------------	-------------

<< Downgraded jump * Invalid element x Credit for highlight distribution, base value multiplied by 1.1

Rank	Name	Nation	Starting Number	Total Segment Score	Total Element Score	Program Component Score (factored)	Total Deductions
12	Яна ПОТАПКИНА	CAM	20	31.92	9.11	22.81	0.00

#	Executed Elements	Info	Base Value	GOE	J1	J2	J3	J4	J5	J6	J7	J8	J9	Ref	Scores of Panel
1	2Lo<<	<<	0.50	-0.18	-3	-3	-4	-4	-4						0.32
2	2S<+2T<<	<<	1.44	-0.38	-2	-3	-4	-4	-4						1.06
3	FSSpBV		1.28	-0.17	-1	-1	-5	-2	-1						1.11
4	StSqB		1.50	0.00	0	0	0	0	0						1.50
5	1A		1.21	x 0.00	0	0	0	0	0						1.21
6	2F<<	<<	0.55	x -0.17	-3	-3	-4	-3	-5						0.38
7	2S<	<	1.14	x -0.03	0	0	0	-1	-2						1.11
8	CCoSp2		2.50	-0.08	0	0	-2	-1	0						2.42
			10.12												9.11
Program Components				Factor											
Skating Skills				1.80	3.25	3.25	3.00	3.25	3.00						3.17
Transitions				1.80	3.00	3.25	3.00	3.00	2.75						3.00
Performance				1.80	3.25	3.50	3.00	3.25	3.25						3.25
Composition				1.80	-	-	-	-	-						-
Interpretation of the Music				1.80	3.25	3.25	3.00	3.50	3.25						3.25
Judges Total Program Component Score (factored)															22.81

Deductions	0.00
-------------------	-------------

< Under-rotated jump << Downgraded jump x Credit for highlight distribution, base value multiplied by 1.1

3 СПОРТИВНЫЙ РАЗРЯД ДЕВУШКИ FREE SKATING

JUDGES DETAILS PER SKATER

Rank	Name	Nation	Starting Number	Total Segment Score	Total Element Score	Program Component Score (factored)	Total Deductions
13	Арина ГУРЕЕВА	СЫЗ	15	31.17	10.05	23.12	-2.00

#	Executed Elements	Info	Base Value	GOE	J1	J2	J3	J4	J5	J6	J7	J8	J9	Ref	Scores of Panel
1	Lo		0.00	0.00	-	-	-	-	-						0.00
2	2F+2Lo<<	<<	2.30	-0.78	-5	-5	-4	-4	-4						1.52
3	FCSp1		1.90	0.00	0	0	0	0	0						1.90
4	StSqB		1.50	0.00	0	0	0	0	0						1.50
5	2T		1.43	x -0.65	-5	-5	-5	-5	-5						0.78
6	2S+1A+SEQ		2.11	x 0.00	0	0	0	0	0						2.11
7	1A		1.21	x 0.00	0	0	0	0	0						1.21
8	CSpB		1.10	-0.07	-1	-1	-3	0	0						1.03
			11.55												10.05
Program Components				Factor											
	Skating Skills			1.80	3.25	3.00	3.25	3.25	3.25						3.25
	Transitions			1.80	3.00	3.00	3.25	3.25	3.25						3.17
	Performance			1.80	3.25	3.25	3.00	3.25	3.50						3.25
	Composition			1.80	-	-	-	-	-						
	Interpretation of the Music			1.80	3.25	3.25	3.00	3.25	3.00						3.17
Judges Total Program Component Score (factored)															23.12

Deductions	Falls: -2.00	-2.00
-------------------	--------------	--------------

<< Downgraded jump x Credit for highlight distribution, base value multiplied by 1.1

Rank	Name	Nation	Starting Number	Total Segment Score	Total Element Score	Program Component Score (factored)	Total Deductions
14	Мария ГОРБУНОВА	CAM	9	30.01	10.41	21.60	-2.00

#	Executed Elements	Info	Base Value	GOE	J1	J2	J3	J4	J5	J6	J7	J8	J9	Ref	Scores of Panel
1	2S+2T<	<	2.34	-0.65	-5	-5	-5	-5	-5						1.69
2	2Lo		1.70	-0.34	-2	-2	-2	-2	-2						1.36
3	FSSp2		2.30	-1.15	-5	-5	-3	-5	-5						1.15
4	StSqB		1.50	0.00	0	0	0	0	0						1.50
5	2Lo<+2T<<	<<	1.94	x -0.54	-3	-4	-4	-4	-4						1.40
6	2F<	<	1.58	x -0.34	-2	-2	-3	-3	-2						1.24
7	1A		1.21	x -0.29	-1	-2	-3	-3	-3						0.92
8	CCoSpBV	nS	1.28	-0.13	-1	-1	-3	-1	-1						1.15
			13.85												10.41
Program Components				Factor											
	Skating Skills			1.80	3.25	3.00	2.50	2.75	2.75						2.83
	Transitions			1.80	2.75	3.00	2.75	2.75	3.00						2.83
	Performance			1.80	3.25	3.25	2.75	3.00	3.25						3.17
	Composition			1.80	-	-	-	-	-						
	Interpretation of the Music			1.80	3.25	3.25	2.75	3.25	3.00						3.17
Judges Total Program Component Score (factored)															21.60

Deductions	Falls: -2.00	-2.00
-------------------	--------------	--------------

< Under-rotated jump << Downgraded jump x Credit for highlight distribution, base value multiplied by 1.1

3 СПОРТИВНЫЙ РАЗРЯД ДЕВУШКИ FREE SKATING

JUDGES DETAILS PER SKATER

Rank	Name	Nation	Starting Number	Total Segment Score	Total Element Score	Program Component Score (factored)	Total Deductions
15	Арина КОНДРАТЬЕВА	CAM	26	28.18	8.69	19.49	0.00

#	Executed Elements	Info	Base Value	GOE	J1	J2	J3	J4	J5	J6	J7	J8	J9	Ref	Scores of Panel
1	2F<<	<<	0.50	-0.20	-4	-3	-4	-4	-4						0.30
2	StSqB		1.50	-0.05	0	-1	0	0	-1						1.45
3	2Lo<<+2Lo<<	<<	1.00	-0.22	-4	-5	-4	-4	-5						0.78
4	CCoSp1V	nS	1.50	-0.25	-1	-2	-3	-2	0						1.25
5	2S<	<	1.14	x -0.17	-1	-1	-3	-3	0						0.97
6	FSSp2V		1.73	-0.17	-1	-1	0	-1	-1						1.56
7	1A+1A+SEQ		1.94	x 0.00	0	0	0	0	-1						1.94
8	2Lz<<	<<	0.66	x -0.22	-4	-3	-4	-3	-4						0.44
			9.97												8.69
Program Components				Factor											
Skating Skills				1.80	2.75	3.00	2.50	2.75	2.75						2.75
Transitions				1.80	2.50	2.75	2.75	2.50	2.50						2.58
Performance				1.80	2.75	2.75	2.50	2.50	3.00						2.67
Composition				1.80	-	-	-	-	-						
Interpretation of the Music				1.80	2.75	3.00	2.50	2.75	3.00						2.83
Judges Total Program Component Score (factored)															19.49

Deductions															0.00
-------------------	--	--	--	--	--	--	--	--	--	--	--	--	--	--	-------------

< Under-rotated jump << Downgraded jump x Credit for highlight distribution, base value multiplied by 1.1

Rank	Name	Nation	Starting Number	Total Segment Score	Total Element Score	Program Component Score (factored)	Total Deductions
16	Маргарита ГАНЗИНА	CAM	11	25.96	9.72	17.24	-1.00

#	Executed Elements	Info	Base Value	GOE	J1	J2	J3	J4	J5	J6	J7	J8	J9	Ref	Scores of Panel
1	2F<<	<<	0.50	-0.23	-5	-5	-5	-4	-4						0.27
2	FSSp2		2.30	-0.08	0	0	-1	0	-1						2.22
3	1A+1A+SEQ		1.76	0.00	0	0	0	0	0						1.76
4	CCoSp2		2.50	0.00	0	0	0	0	0						2.50
5	2Lz<<	<<	0.66	x -0.30	-5	-5	-5	-5	-5						0.36
6	2S<	<	1.14	x -0.28	-3	-3	-3	-2	-2						0.86
7	StSqB		1.50	-0.05	-1	-2	0	0	0						1.45
8	2Lo<<	<<	0.55	x -0.25	-5	-5	-5	-5	-5						0.30
			10.91												9.72
Program Components				Factor											
Skating Skills				1.80	2.25	2.50	2.25	2.25	2.75						2.33
Transitions				1.80	2.25	2.25	2.25	2.25	3.00						2.25
Performance				1.80	2.50	2.25	2.25	2.00	3.00						2.33
Composition				1.80	-	-	-	-	-						
Interpretation of the Music				1.80	2.75	2.75	2.50	2.25	3.00						2.67
Judges Total Program Component Score (factored)															17.24

Deductions	Falls: -1.00														-1.00
-------------------	--------------	--	--	--	--	--	--	--	--	--	--	--	--	--	--------------

< Under-rotated jump << Downgraded jump x Credit for highlight distribution, base value multiplied by 1.1

3 СПОРТИВНЫЙ РАЗРЯД ДЕВУШКИ FREE SKATING

JUDGES DETAILS PER SKATER

Rank	Name	Nation	Starting Number	Total Segment Score	Total Element Score	Program Component Score (factored)	Total Deductions
17	Елизавета МАЛИНА	CAM	5	25.41	7.75	19.66	-2.00

#	Executed Elements	Info	Base Value	GOE	J1	J2	J3	J4	J5	J6	J7	J8	J9	Ref	Scores of Panel
1	2S		1.30	0.00	0	-1	0	0	0						1.30
2	2Lo<<	<<	0.50	-0.25	-5	-5	-5	-5	-5						0.25
3	CCoSp1		2.00	0.00	0	0	0	0	0						2.00
4	1F		0.50	-0.10	-1	-1	-2	-3	-3						0.40
5	StSqB		1.50	0.00	0	0	0	0	0						1.50
6	2S+1T		1.87	x -0.39	-3	-3	-3	-4	-3						1.48
7	SSp		0.00	0.00	-	-	-	-	-						0.00
8	2Lo<	<	1.50	x -0.68	-5	-5	-5	-5	-5						0.82
			9.17												7.75
Program Components			Factor												
Skating Skills			1.80		3.00	3.00	2.75	2.75	2.75						2.83
Transitions			1.80		2.75	2.75	2.75	2.50	2.50						2.67
Performance			1.80		2.50	3.00	2.75	2.75	2.75						2.75
Composition			1.80		-	-	-	-	-						
Interpretation of the Music			1.80		2.75	3.00	2.75	2.50	2.25						2.67
Judges Total Program Component Score (factored)															19.66
Deductions			Falls: -2.00												-2.00

< Under-rotated jump << Downgraded jump x Credit for highlight distribution, base value multiplied by 1.1

Rank	Name	Nation	Starting Number	Total Segment Score	Total Element Score	Program Component Score (factored)	Total Deductions
18	Виктория ПЕТРОВА	CAM	16	25.01	7.21	19.80	-2.00

#	Executed Elements	Info	Base Value	GOE	J1	J2	J3	J4	J5	J6	J7	J8	J9	Ref	Scores of Panel
1	CCoSp1		2.00	-0.47	-2	-3	0	-3	-2						1.53
2	1A		1.10	-0.55	-5	-5	-5	-5	-5						0.55
3	FSSpB		1.70	-0.06	0	0	0	-1	-1						1.64
4	StSqB		1.50	-0.05	0	0	0	-1	-1						1.45
5	2S<+SEQ+1Lo	<	1.23	-0.42	-5	-5	-3	-3	-4						0.81
6	2F<<	<<	0.55	x -0.25	-5	-5	-5	-5	-5						0.30
7	2Lo<<	<<	0.55	x -0.20	-4	-5	-3	-4	-4						0.35
8	1Lz!	!	0.66	x -0.08	-2	-4	0	-1	-1						0.58
			9.29												7.21
Program Components			Factor												
Skating Skills			1.80		2.75	2.50	3.00	2.75	2.50						2.67
Transitions			1.80		3.00	2.50	3.00	2.75	2.75						2.83
Performance			1.80		2.75	2.75	3.00	2.75	2.50						2.75
Composition			1.80		-	-	-	-	-						
Interpretation of the Music			1.80		2.75	2.50	3.00	3.00	2.25						2.75
Judges Total Program Component Score (factored)															19.80
Deductions			Falls: -2.00												-2.00

< Under-rotated jump << Downgraded jump x Credit for highlight distribution, base value multiplied by 1.1 ! Not clear edge

3 СПОРТИВНЫЙ РАЗРЯД ДЕВУШКИ FREE SKATING

JUDGES DETAILS PER SKATER

Rank	Name	Nation	Starting Number	Total Segment Score	Total Element Score	Program Component Score (factored)	Total Deductions
19	Арина ТАРАСИНА	CAM	4	24.00	5.69	18.31	0.00

#	Executed Elements	Info	Base Value	GOE	J1	J2	J3	J4	J5	J6	J7	J8	J9	Ref	Scores of Panel
1	1A		1.10	0.00	0	0	0	0	0						1.10
2	FSSp		0.00	0.00	-	-	-	-	-						0.00
3	StSqB		1.50	-0.10	-1	0	0	-1	-1						1.40
4	2S<<+1T	<<	0.80	-0.16	-4	-4	-3	-4	-4						0.64
5	2Lo<<	<<	0.55	x -0.20	-4	-4	-3	-4	-4						0.35
6	1A+1T		1.65	x 0.00	0	0	0	0	0						1.65
7	1F		0.55	x 0.00	0	0	0	0	0						0.55
8	CCoSp		0.00	0.00	-	-	-	-	-						0.00
			6.15												5.69
Program Components			Factor												
Skating Skills			1.80		2.75	2.25	3.00	2.75	2.50						2.67
Transitions			1.80		2.50	2.00	3.00	2.25	2.75						2.50
Performance			1.80		2.50	2.25	3.00	2.50	2.50						2.50
Composition			1.80		-	-	-	-	-						-
Interpretation of the Music			1.80		2.50	2.00	3.00	2.75	2.25						2.50
Judges Total Program Component Score (factored)															18.31
Deductions															0.00

<< Downgraded jump x Credit for highlight distribution, base value multiplied by 1.1

Rank	Name	Nation	Starting Number	Total Segment Score	Total Element Score	Program Component Score (factored)	Total Deductions
20	Камила СУЛЕЙМАНОВА	CAM	8	22.63	7.29	16.34	-1.00

#	Executed Elements	Info	Base Value	GOE	J1	J2	J3	J4	J5	J6	J7	J8	J9	Ref	Scores of Panel
1	2Lo<	<	1.36	-0.68	-5	-5	-5	-5	-5						0.68
2	FSSpBV		1.28	-0.22	-2	-2	-3	-1	-1						1.06
3	2F<<	<<	0.50	-0.22	-4	-4	-5	-4	-5						0.28
4	StSqB		1.50	-0.25	-1	-2	0	-2	-3						1.25
5	2S		1.43	x -0.17	-3	-2	-1	-1	-1						1.26
6	CCoSp		0.00	0.00	-	-	-	-	-						0.00
7	1A+1A+SEQ		1.94	x -0.29	-2	-3	-4	-3	-1						1.65
8	1Lz!+1Lo	!	1.21	x -0.10	-2	-1	-3	-2	-1						1.11
			9.22												7.29
Program Components			Factor												
Skating Skills			1.80		2.25	2.50	2.00	2.00	2.25						2.17
Transitions			1.80		2.50	2.50	2.00	2.25	2.25						2.33
Performance			1.80		2.50	2.25	2.00	2.00	2.50						2.25
Composition			1.80		-	-	-	-	-						-
Interpretation of the Music			1.80		2.25	2.50	2.25	2.25	2.50						2.33
Judges Total Program Component Score (factored)															16.34
Deductions			Falls: -1.00												-1.00

< Under-rotated jump << Downgraded jump x Credit for highlight distribution, base value multiplied by 1.1 ! Not clear edge

3 СПОРТИВНЫЙ РАЗРЯД ДЕВУШКИ FREE SKATING

JUDGES DETAILS PER SKATER

Rank	Name	Nation	Starting Number	Total Segment Score	Total Element Score	Program Component Score (factored)	Total Deductions
21	Алиса ДВОРЯНКИНА	CAM	7	21.12	5.34	15.78	0.00

#	Executed Elements	Info	Base Value	GOE	J1	J2	J3	J4	J5	J6	J7	J8	J9	Ref	Scores of Panel
1	2F<<	<<	0.50	-0.23	-5	-5	-4	-4	-5						0.27
2	FSSpBV		1.28	-0.22	-2	-2	-2	-1	-1						1.06
3	StSqB		1.50	-0.15	-1	-1	-2	-1	-1						1.35
4	1Lz		0.60	-0.28	-5	-5	-5	-4	-4						0.32
5	2Lo<<	<<	0.55	x -0.18	-3	-2	-5	-4	-4						0.37
6	CCoSpB		1.70	0.00	0	0	0	0	0						1.70
7	2S<<	<<	0.44	x -0.17	-5	-3	-5	-4	-4						0.27
8	1A<<	<<	0.00	x 0.00	-	-	-	-	-						0.00
			6.57												5.34
Program Components				Factor											
	Skating Skills		1.80		2.25	2.00	2.25	2.25	2.25						2.25
	Transitions		1.80		2.25	2.00	2.25	2.00	2.25						2.17
	Performance		1.80		2.00	2.00	2.25	2.25	2.50						2.17
	Composition		1.80		-	-	-	-	-						
	Interpretation of the Music		1.80		2.25	2.00	2.25	2.00	2.50						2.17
	Judges Total Program Component Score (factored)														15.78

Deductions	0.00
-------------------	-------------

<< Downgraded jump x Credit for highlight distribution, base value multiplied by 1.1

Rank	Name	Nation	Starting Number	Total Segment Score	Total Element Score	Program Component Score (factored)	Total Deductions
22	Евгения АНТИПОВА	CAM	21	20.24	2.35	17.89	0.00

#	Executed Elements	Info	Base Value	GOE	J1	J2	J3	J4	J5	J6	J7	J8	J9	Ref	Scores of Panel
1	1Lz+SEQ+***	*<<	0.48	-0.26	-5	-4	-3	-4	-5						0.22
2	A		0.00	0.00	-	-	-	-	-						0.00
3	CCoSp		0.00	0.00	-	-	-	-	-						0.00
4	StSqB		1.50	-0.05	-1	-1	0	0	0						1.45
5	2F<<<+1Lo<<	<<	0.55	x -0.22	-4	-5	0	-4	-5						0.33
6	FCSSp		0.00	0.00	-	-	-	-	-						0.00
7	1S		0.44	x -0.09	-2	-3	-2	-3	-1						0.35
8	1A<<	<<	0.00	x 0.00	-	-	-	-	-						0.00
			2.97												2.35
Program Components				Factor											
	Skating Skills		1.80		2.75	2.50	3.00	2.75	2.25						2.67
	Transitions		1.80		2.25	2.50	3.00	2.50	2.00						2.42
	Performance		1.80		2.25	2.25	3.00	2.50	2.50						2.42
	Composition		1.80		-	-	-	-	-						
	Interpretation of the Music		1.80		2.25	2.50	3.00	2.50	2.25						2.42
	Judges Total Program Component Score (factored)														17.89

Deductions	0.00
-------------------	-------------

<< Downgraded jump * Invalid element x Credit for highlight distribution, base value multiplied by 1.1

3 СПОРТИВНЫЙ РАЗРЯД ДЕВУШКИ FREE SKATING

JUDGES DETAILS PER SKATER

Rank	Name	Nation	Starting Number	Total Segment Score	Total Element Score	Program Component Score (factored)	Total Deductions
23	Софья КОНДРАТЬЕВА	CAM	17	18.17	4.25	15.92	-2.00

#	Executed Elements	Info	Base Value	GOE	J1	J2	J3	J4	J5	J6	J7	J8	J9	Ref	Scores of Panel
1	1A		1.10	-0.44	-4	-5	-4	-4	-4						0.66
2	CCoSp		0.00	0.00	-	-	-	-	-						0.00
3	2Lo<<	<<	0.50	-0.20	-4	-5	-2	-4	-4						0.30
4	StSqB		1.50	-0.10	-1	0	0	-1	-2						1.40
5	2S<+2T<<	<<	1.58	x -0.42	-4	-4	-2	-4	-4						1.16
6	2Lz<<	<<	0.66	x -0.28	-4	-4	-5	-5	-5						0.38
7	FSSp		0.00	0.00	-	-	-	-	-						0.00
8	2F<<	<<	0.55	x -0.20	-4	-4	-3	-4	-4						0.35
			5.89												4.25
Program Components				Factor											
Skating Skills				1.80	2.25	2.25	2.75	2.50	2.25						2.33
Transitions				1.80	2.00	2.00	3.00	2.25	2.25						2.17
Performance				1.80	2.00	2.00	2.75	2.50	2.00						2.17
Composition				1.80	-	-	-	-	-						
Interpretation of the Music				1.80	2.25	2.00	3.00	2.25	2.00						2.17
Judges Total Program Component Score (factored)															15.92

Deductions	Time violation: -1.00	Falls: -1.00	-2.00
-------------------	-----------------------	--------------	--------------

< Under-rotated jump << Downgraded jump x Credit for highlight distribution, base value multiplied by 1.1

Rank	Name	Nation	Starting Number	Total Segment Score	Total Element Score	Program Component Score (factored)	Total Deductions
24	Алёна КУРУШИНА	ТОЛ	6	14.58	2.39	14.19	-2.00

#	Executed Elements	Info	Base Value	GOE	J1	J2	J3	J4	J5	J6	J7	J8	J9	Ref	Scores of Panel
1	1A		1.10	-0.18	-2	-1	-1	-2	-2						0.92
2	2S<	<	1.04	-0.52	-5	-5	-5	-5	-5						0.52
3	FCSSp1		1.90	-0.95	-5	-5	-5	-5	-5						0.95
			4.04												2.39
Program Components				Factor											
Skating Skills				1.80	2.25	3.00	1.50	2.00	-						2.19
Transitions				1.80	1.00	3.00	1.50	2.00	-						1.88
Performance				1.80	1.00	3.25	1.50	2.00	-						1.94
Composition				1.80	-	-	-	-	-						
Interpretation of the Music				1.80	1.00	3.00	1.50	2.00	-						1.88
Judges Total Program Component Score (factored)															14.19

Deductions	Falls: -2.00	-2.00
-------------------	--------------	--------------

< Under-rotated jump

printed: 08.12.2020 21:43:10

СОРЕВНОВАНИЯ САМАРСКОЙ ОБЛАСТИ

«СОЗВЕЗДИЕ ЮНЫХ»

среди юниоров 12-21 год, юниорок 12-19 лет, юношей 10-19 лет, девушек 10-17 лет,
(одиночное катание, танцы на льду, синхронное катание) по фигурному катанию на коньках

г. Самара, ФСК «Орбита»

08 – 09 декабря 2020г.

ОДИНОЧНОЕ КАТАНИЕ

3 СПОРТИВНЫЙ РАЗРЯД

ЮНОШИ

ОКОНЧАТЕЛЬНЫЕ РЕЗУЛЬТАТЫ

ОК	ПП	Фамилия Имя	Год рожде ния	Организация	Город	Очки
1	1	Ярыгин Максим	2011	МБУ ДО «ДЮСШ № 10» г.о. Самара	Самара	31,59

Технический контролёр



Бердникова Елена Самара ВК

Старший судья



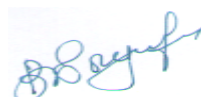
Юнусова Елизавета Самара ВК

Главный судья,
председатель судейской коллегии



Юнусова Елизавета Самара ВК

Президент СООО «Федерация фигурного
катания на коньках»



Богуш Вера Самара ВК

3 СПОРТИВНЫЙ РАЗРЯД ЮНОШИ

RESULT DETAILS FREE SKATING

Pl.	Name	Nation	Total Segment Score =	Total Element Score +	Tot. Prog. Comp. Score * +	SS	TR	PE	CO	IN	Deduct. -
1	Максим ЯРЫГИН	CAM	31.59	9.95	22.64	3.08	3.08	3.17	0.00	3.25	1.00

SS = Skating Skills

TR = Transitions

PE = Performance

CO = Composition

IN = Interpretation of the Music

* = factored score

Printed: 08.12.2020 12:09:40

3 СПОРТИВНЫЙ РАЗРЯД ЮНОШИ FREE SKATING

JUDGES DETAILS PER SKATER

Rank	Name	Nation	Starting Number	Total Segment Score	Total Element Score	Program Component Score (factored)	Total Deductions
1	Максим ЯРЫГИН	CAM	1	31.59	9.95	22.64	-1.00

#	Executed Elements	Info	Base Value	GOE	J1	J2	J3	J4	J5	J6	J7	J8	J9	Ref	Scores of Panel
1	2S+1A+SEQ		1.92	0.00	0	0	0	0	0						1.92
2	FCSSp1		1.90	0.00	0	-2	0	0	0						1.90
3	StSqB		1.50	0.00	0	0	0	0	0						1.50
4	2S		1.30	-0.04	-1	-1	0	0	0						1.26
5	2Lz<<	<<	0.66	x -0.30	-5	-5	-5	-5	-5						0.36
6	2Lo<	<	1.50	x -0.27	-2	-2	-2	-2	-3						1.23
7	2F<<	<<	0.55	x -0.17	-3	-3	-3	-4	-4						0.38
8	CCoSp1V	nC	1.50	-0.10	1	-2	-3	0	0						1.40
			10.83												9.95
	Program Components			Factor											
	Skating Skills			1.80	3.25	3.25	3.00	3.00	3.00						3.08
	Transitions			1.80	3.25	3.25	3.00	3.00	3.00						3.08
	Performance			1.80	3.50	3.00	3.00	3.25	3.25						3.17
	Composition			1.80	-	-	-	-	-						
	Interpretation of the Music			1.80	3.50	3.50	3.00	3.25	3.00						3.25
	Judges Total Program Component Score (factored)														22.64
	Deductions			Falls: -1.00											-1.00

< Under-rotated jump << Downgraded jump x Credit for highlight distribution, base value multiplied by 1.1

printed: 08.12.2020 12:10:07

**СОРЕВНОВАНИЯ САМАРСКОЙ ОБЛАСТИ
«СОЗВЕЗДИЕ ЮНЫХ»**

среди юниоров 12-21 год, юниорок 12-19 лет, юношей 10-19 лет, девушек 10-17 лет,
(одиночное катание, танцы на льду, синхронное катание) по фигурному катанию на коньках

г. Самара, ФСК «Орбита»




08 – 09 декабря 2020г.

ОДИНОЧНОЕ КАТАНИЕ

**2 СПОРТИВНЫЙ РАЗРЯД
ДЕВУШКИ, ЮНОШИ**

СПРАВКА

**о составе и квалификации судейской коллегии согласно приказу
Министерства спорта России от 20 февраля 2017 года № 108**

Технический контролер	Бердникова Елена	Самара	ВК	
Технический специалист	Панюкова Елена	Тольятти	ВК	
Ассистент технического специалиста	Керша Павел	Тольятти	1К	
Старший судья	Харчева Ольга	Самара	ВК	
Судьи	1 Харчева Ольга	Самара	ВК	
	2 Кузина Ирина	Самара	1К	
	3 Поликарпова Анна	Самара	ВК	
	4 Терентьева Елизавета	Самара	1К	
	5 Коржов Илья	Тольятти	1К	
Оператор ввода данных	Мадонова Галина	Самара	2К	
Оператор видеоповтора	Чебурахина Дарья	Самара	1К	
Видеооператор	Ножова Елена	Самара	2К	
Судья при участниках	Патокина Александра	Самара	б/к	
Главный судья, председатель судейской коллегии		Юнусова Елизавета	Самара	ВК
Главный секретарь		Головастова Наталия	Самара	1К
Президент СООО «Федерация фигурного катания на коньках»		Богущ Вера	Самара	ВК


СОРЕВНОВАНИЯ САМАРСКОЙ ОБЛАСТИ
«СОЗВЕЗДИЕ ЮНЫХ»

среди юниоров 12-21 год, юниорок 12-19 лет, юношей 10-19 лет, девушек 10-17 лет,
(одиночное катание, танцы на льду, синхронное катание) по фигурному катанию на коньках

г. Самара, ФСК «Орбита»

08 – 09 декабря 2020г.

ОДИНОЧНОЕ КАТАНИЕ
2 СПОРТИВНЫЙ РАЗРЯД
ДЕВУШКИ



1 место *Кортаева София*

МБУ СШОР №13 г.Тольятти

2 место *Золотова Софья*

ГАУ «СШОР №1» г.Тольятти

3 место *Тишина Анастасия*

ГАУ «СШОР №1» г.Тольятти

**СОРЕВНОВАНИЯ САМАРСКОЙ ОБЛАСТИ
«СОЗВЕЗДИЕ ЮНЫХ»**

среди юниоров 12-21 год, юниорок 12-19 лет, юношей 10-19 лет, девушек 10-17 лет,
(одиночное катание, танцы на льду, синхронное катание) по фигурному катанию на коньках

г. Самара, ФСК «Орбита»

08 – 09 декабря 2020г.

**ОДИНОЧНОЕ КАТАНИЕ
2 СПОРТИВНЫЙ РАЗРЯД
ДЕВУШКИ**

ОКОНЧАТЕЛЬНЫЕ РЕЗУЛЬТАТЫ

ОК	КП	ПП	Фамилия Имя	Год рожде ния	Организация	Город	Очки
1	1	2	Коротаева София	2010	МБУ СШОР №13	Тольятти	86,01
2	2	1	Золотова Софья	2010	ГАУ «СШОР№1»	Тольятти	85,11
3	3	4	Тишина Анастасия	2010	ГАУ «СШОР№1»	Тольятти	77,28
4	6	3	Рочева Арина	2010	МБУ СШОР №13	Тольятти	76,02
5	4	5	Русанова Анастасия	2010	МАУ «Ледовый дворец»г.Отрадный	Отрадный	74,38
6	7	6	Гуменюк Софья	2009	ГАУ «СШОР№1»	Самара	72,90
7	9	7	Шильцина Виктория	2006	МАУ «Ледовый дворец»г.Отрадный	Отрадный	72,20
8	5	8	Калинина Вера	2010	ГАУ «СШОР№1»	Самара	70,69
9	10	11	Ханиева Камила	2009	МБУ СШОР №13	Тольятти	68,53
10	11	10	Мелетлян Анна	2010	ГАУ «СШОР№1»	Самара	67,77
11	12	9	Головина Мария	2010	МАУ «Ледовый дворец»г.Отрадный	Отрадный	66,84
12	13	13	Волкова Александра	2010	МБУ ДО «ДЮСШ № 10» г.о. Самара	Самара	63,87
13	8	15	Волкова Анастасия	2010	МБУ ДО «ДЮСШ № 10» г.о. Самара	Самара	63,12
14	16	12	Калялина Милана	2010	МБУ СШОР №13	Тольятти	63,01
15	14	14	Мартын Александра	2009	ГАУ «СШОР№1»	Самара	61,07
16	15	16	Вишнева Анна	2009	ГАУ «СШОР№1»	Тольятти	58,75
17	18	17	Лесик Александра	2007	МБУ ДО «ДЮСШ № 10» г.о. Самара	Самара	43,74
18	17	18	Шишова Анастасия	2009	МБУ ДО «ДЮСШ № 10» г.о. Самара	Самара	41,89

Технический контролёр



Бердникова Елена

Самара

ВК

Старший судья



Харчева Ольга

Самара

ВК

Главный судья, председатель судейской коллегии



Юнусова Елизавета

С амара

ВК

Президент СООО «Федерация фигурного катания на коньках»



Богуш Вера

Самара

ВК

2 СПОРТИВНЫЙ РАЗРЯД ДЕВУШКИ

RESULT DETAILS SHORT PROGRAM

Pl.	Name	Nation	Total Segment Score =	Total Element Score +	Tot. Prog. Comp. Score * +	SS	TR	PE	CO	IN	Deduct. -
1	София КОРотаева	ТОЛ	33.43	13.61	19.82	3.83	3.83	4.08	4.00	4.08	0.00
2	Софья ЗОЛотова	ТОЛ	30.69	14.69	17.00	4.25	4.08	4.25	0.00	4.42	1.00
3	Анастасия Тишина	ТОЛ	28.85	14.02	14.83	3.75	3.58	3.75	0.00	3.75	0.00
4	Анастасия Русанова	ОТР	26.37	11.53	14.84	3.67	3.67	3.67	0.00	3.83	0.00
5	Вера Калинина	САМ	26.14	11.90	14.24	3.58	3.58	3.58	0.00	3.50	0.00
6	Арина Рочева	ТОЛ	25.81	11.31	15.50	3.75	3.83	3.92	0.00	4.00	1.00
7	Софья Гуменюк	САМ	25.77	11.60	14.17	3.50	3.42	3.58	0.00	3.67	0.00
8	Анастасия Волкова	САМ	25.66	12.33	13.33	3.33	3.25	3.42	0.00	3.33	0.00
9	Виктория Шильцина	ОТР	25.54	11.37	14.17	3.67	3.42	3.58	0.00	3.50	0.00
10	Камила Ханиева	ТОЛ	25.36	11.03	14.33	3.58	3.50	3.67	0.00	3.58	0.00
11	Анна Мелетлян	САМ	24.20	11.11	13.09	3.25	3.17	3.42	0.00	3.25	0.00
12	Мария Головина	ОТР	23.24	10.91	13.33	3.50	3.25	3.33	0.00	3.25	1.00
13	Александра Волкова	САМ	23.17	11.25	12.92	3.25	3.17	3.33	0.00	3.17	1.00
14	Александра Мартын	САМ	23.01	10.43	13.58	3.42	3.33	3.33	0.00	3.50	1.00
15	Анна Вишнева	ТОЛ	22.77	9.10	13.67	3.50	3.25	3.50	0.00	3.42	0.00
16	Милана Калялина	ТОЛ	21.95	8.20	14.75	3.50	3.67	3.75	0.00	3.83	1.00
17	Анастасия Шишова	САМ	18.00	6.00	12.00	2.92	3.00	3.00	0.00	3.08	0.00
18	Александра Лесик	САМ	17.33	6.67	11.66	3.00	2.83	2.75	0.00	3.08	1.00

SS = Skating Skills

TR = Transitions

PE = Performance

CO = Composition

IN = Interpretation of the Music

* = factored score

Printed: 08.12.2020 13:41:41

2 СПОРТИВНЫЙ РАЗРЯД ДЕВУШКИ SHORT PROGRAM

JUDGES DETAILS PER SKATER

Rank	Name	Nation	Starting Number	Total Segment Score	Total Element Score	Program Component Score (factored)	Total Deductions
1	София КОРТАЕВА	ТОЛ	1	33.43	13.61	19.82	0.00

#	Executed Elements	Info	Base Value	GOE	J1	J2	J3	J4	J5	J6	J7	J8	J9	Ref	Scores of Panel
1	1A		1.10	0.15	1	0	1	2	2						1.25
2	2F+2Lo		3.50	0.06	0	0	0	1	1						3.56
3	LSpB		1.20	0.12	1	1	0	1	1						1.32
4	2Lz		2.31	x 0.07	0	0	0	1	1						2.38
5	CCoSp3		3.00	0.40	1	2	1	2	1						3.40
6	StSqB		1.50	0.20	1	2	1	3	1						1.70
			12.61												13.61
	Program Components			Factor											
	Skating Skills			1.00	3.75	3.75	3.75	4.00	4.25						3.83
	Transitions			1.00	3.50	3.75	3.75	4.00	4.25						3.83
	Performance			1.00	3.50	4.00	4.00	4.25	4.50						4.08
	Composition			1.00	-	-	-	4.00	-						4.00
	Interpretation of the Music			1.00	4.00	4.00	4.00	4.25	4.25						4.08
	Judges Total Program Component Score (factored)														19.82

Deductions

0.00

x Credit for highlight distribution, base value multiplied by 1.1

Rank	Name	Nation	Starting Number	Total Segment Score	Total Element Score	Program Component Score (factored)	Total Deductions
2	Софья ЗОЛотоВА	ТОЛ	3	30.69	14.69	17.00	-1.00

#	Executed Elements	Info	Base Value	GOE	J1	J2	J3	J4	J5	J6	J7	J8	J9	Ref	Scores of Panel
1	1A		1.10	0.15	0	2	2	1	1						1.25
2	2Lz+2Lo		3.80	-0.42	-2	-2	-3	-2	-2						3.38
3	CCoSp3		3.00	0.40	1	2	1	2	1						3.40
4	2F!	!	1.98	x -0.18	-1	0	-2	-1	-1						1.80
5	StSq1		1.80	0.18	1	2	2	0	-1						1.98
6	LSp3		2.40	0.48	2	2	2	3	2						2.88
			14.08												14.69
	Program Components			Factor											
	Skating Skills			1.00	4.50	4.25	4.00	4.25	4.25						4.25
	Transitions			1.00	4.25	4.00	4.00	4.00	4.25						4.08
	Performance			1.00	4.25	4.25	4.25	4.00	4.50						4.25
	Composition			1.00	-	-	-	-	-						4.42
	Interpretation of the Music			1.00	4.50	4.00	4.25	4.50	4.50						4.42
	Judges Total Program Component Score (factored)														17.00

Deductions

Falls: -1.00

-1.00

x Credit for highlight distribution, base value multiplied by 1.1 ! Not clear edge

2 СПОРТИВНЫЙ РАЗРЯД ДЕВУШКИ SHORT PROGRAM

JUDGES DETAILS PER SKATER

Rank	Name	Nation	Starting Number	Total Segment Score	Total Element Score	Program Component Score (factored)	Total Deductions
3	Анастасия ТИШИНА	ТОЛ	18	28.85	14.02	14.83	0.00

#	Executed Elements	Info	Base Value	GOE	J1	J2	J3	J4	J5	J6	J7	J8	J9	Ref	Scores of Panel
1	1A		1.10	0.07	0	1	1	1	0						1.17
2	LSp3		2.40	0.32	1	2	1	2	1						2.72
3	2Lz+2T<	<	3.14	-0.35	-1	0	-2	-2	-2						2.79
4	StSq1		1.80	0.00	0	0	0	1	0						1.80
5	2F		1.98	x 0.06	0	1	0	1	0						2.04
6	CCoSp3		3.00	0.50	1	2	2	2	1						3.50
			13.42												14.02
	Program Components			Factor											
	Skating Skills			1.00	3.50	3.75	3.75	3.75	3.75						3.75
	Transitions			1.00	3.25	3.50	3.50	3.75	3.75						3.58
	Performance			1.00	3.50	3.75	3.75	3.75	3.75						3.75
	Composition			1.00	-	-	-	-	-						
	Interpretation of the Music			1.00	3.50	3.75	3.75	4.00	3.75						3.75
	Judges Total Program Component Score (factored)														14.83
	Deductions														0.00

< Under-rotated jump x Credit for highlight distribution, base value multiplied by 1.1

Rank	Name	Nation	Starting Number	Total Segment Score	Total Element Score	Program Component Score (factored)	Total Deductions
4	Анастасия РУСАНОВА	ОТР	10	26.37	11.53	14.84	0.00

#	Executed Elements	Info	Base Value	GOE	J1	J2	J3	J4	J5	J6	J7	J8	J9	Ref	Scores of Panel
1	1A		1.10	0.15	1	1	2	2	1						1.25
2	SSp3		2.10	0.28	2	2	1	1	1						2.38
3	StSqB		1.50	0.10	1	1	0	0	1						1.60
4	2Lo+2T		3.00	0.00	0	0	0	0	0						3.00
5	1F*	*	0.00	x 0.00	-	-	-	-	-						0.00
6	CCoSp3		3.00	0.30	1	1	0	2	1						3.30
			10.70												11.53
	Program Components			Factor											
	Skating Skills			1.00	3.75	3.50	3.50	3.75	3.75						3.67
	Transitions			1.00	3.75	3.75	3.75	3.50	3.50						3.67
	Performance			1.00	4.00	4.00	3.50	3.50	3.50						3.67
	Composition			1.00	-	-	-	-	-						
	Interpretation of the Music			1.00	4.00	4.00	3.75	3.75	3.50						3.83
	Judges Total Program Component Score (factored)														14.84
	Deductions														0.00

* Invalid element x Credit for highlight distribution, base value multiplied by 1.1

2 СПОРТИВНЫЙ РАЗРЯД ДЕВУШКИ SHORT PROGRAM

JUDGES DETAILS PER SKATER

Rank	Name	Nation	Starting Number	Total Segment Score	Total Element Score	Program Component Score (factored)	Total Deductions
5	Вера КАЛИНИНА	CAM	16	26.14	11.90	14.24	0.00

#	Executed Elements	Info	Base Value	GOE	J1	J2	J3	J4	J5	J6	J7	J8	J9	Ref	Scores of Panel
1	1A		1.10	0.04	0	1	1	0	0						1.14
2	SSp2		1.60	0.16	1	1	1	1	1						1.76
3	2F+2T		3.10	0.00	0	0	0	0	0						3.10
4	1Lz*	*	0.00	x 0.00	-	-	-	-	-						0.00
5	StSq2		2.60	0.00	0	0	0	0	0						2.60
6	CCoSp3		3.00	0.30	1	1	1	1	1						3.30
			11.40												11.90
	Program Components			Factor											
	Skating Skills			1.00	4.00	3.50	3.50	3.50	3.75						3.58
	Transitions			1.00	3.75	3.50	3.75	3.50	3.50						3.58
	Performance			1.00	3.50	3.75	3.50	3.50	3.75						3.58
	Composition			1.00	-	-	-	-	-						
	Interpretation of the Music			1.00	4.00	3.50	3.50	3.50	3.00						3.50
	Judges Total Program Component Score (factored)														14.24
	Deductions														0.00

* Invalid element x Credit for highlight distribution, base value multiplied by 1.1

Rank	Name	Nation	Starting Number	Total Segment Score	Total Element Score	Program Component Score (factored)	Total Deductions
6	Арина РОЧЕВА	ТОЛ	4	25.81	11.31	15.50	-1.00

#	Executed Elements	Info	Base Value	GOE	J1	J2	J3	J4	J5	J6	J7	J8	J9	Ref	Scores of Panel
1	2Lz		2.10	-1.05	-5	-5	-5	-5	-5						1.05
2	2Fe<+2Lo	<	2.78	-0.34	-1	-2	-2	-2	-2						2.44
3	CCoSp3		3.00	0.60	1	2	2	3	2						3.60
4	1A		1.21	x 0.11	1	1	1	1	0						1.32
5	StSqB		1.50	0.15	1	1	1	1	2						1.65
6	LSp1		1.50	-0.25	-1	-1	-2	-2	-3						1.25
			12.09												11.31
	Program Components			Factor											
	Skating Skills			1.00	4.50	3.75	3.75	3.75	3.75						3.75
	Transitions			1.00	4.25	3.75	3.75	4.00	3.75						3.83
	Performance			1.00	4.25	4.00	3.75	3.75	4.00						3.92
	Composition			1.00	-	-	-	-	-						
	Interpretation of the Music			1.00	4.50	4.00	4.00	4.00	4.00						4.00
	Judges Total Program Component Score (factored)														15.50
	Deductions			Falls: -1.00											-1.00

< Under-rotated jump x Credit for highlight distribution, base value multiplied by 1.1 e Wrong edge

2 СПОРТИВНЫЙ РАЗРЯД ДЕВУШКИ SHORT PROGRAM

JUDGES DETAILS PER SKATER

Rank	Name	Nation	Starting Number	Total Segment Score	Total Element Score	Program Component Score (factored)	Total Deductions
7	Софья ГУМЕНЮК	CAM	5	25.77	11.60	14.17	0.00

#	Executed Elements	Info	Base Value	GOE	J1	J2	J3	J4	J5	J6	J7	J8	J9	Ref	Scores of Panel
1	1A		1.10	0.00	0	0	0	1	0						1.10
2	LSpB		1.20	0.04	0	1	1	0	0						1.24
3	StSqB		1.50	-0.10	-1	0	0	-1	-1						1.40
4	2F		1.80	-0.54	-3	-3	-3	-3	-3						1.26
5	2Lo+2T		3.30	x 0.00	0	0	0	0	0						3.30
6	CCoSp3		3.00	0.30	1	1	1	1	0						3.30
			11.90												11.60
	Program Components			Factor											
	Skating Skills			1.00	3.50	3.50	3.50	3.50	3.50						3.50
	Transitions			1.00	3.25	3.25	3.50	3.50	3.50						3.42
	Performance			1.00	3.25	4.00	3.75	3.50	3.50						3.58
	Composition			1.00	-	-	-	-	-						
	Interpretation of the Music			1.00	3.50	4.00	3.75	3.75	3.50						3.67
	Judges Total Program Component Score (factored)														14.17

Deductions**0.00**

x Credit for highlight distribution, base value multiplied by 1.1

Rank	Name	Nation	Starting Number	Total Segment Score	Total Element Score	Program Component Score (factored)	Total Deductions
8	Анастасия ВОЛКОВА	CAM	15	25.66	12.33	13.33	0.00

#	Executed Elements	Info	Base Value	GOE	J1	J2	J3	J4	J5	J6	J7	J8	J9	Ref	Scores of Panel
1	LSp1		1.50	0.00	0	0	0	0	1						1.50
2	1A		1.10	0.00	0	0	0	0	1						1.10
3	StSq1		1.80	0.00	0	0	0	0	1						1.80
4	CCoSp3		3.00	0.00	0	0	0	0	1						3.00
5	2F		1.80	0.00	0	0	0	0	0						1.80
6	2S+2Lo		3.30	x -0.17	-1	-1	-1	-2	0						3.13
			12.50												12.33
	Program Components			Factor											
	Skating Skills			1.00	3.25	3.25	3.25	3.50	4.00						3.33
	Transitions			1.00	3.00	3.25	3.00	3.50	3.75						3.25
	Performance			1.00	3.50	3.50	3.25	3.25	4.00						3.42
	Composition			1.00	-	-	-	-	-						
	Interpretation of the Music			1.00	3.50	3.25	3.25	3.25	4.00						3.33
	Judges Total Program Component Score (factored)														13.33

Deductions**0.00**

x Credit for highlight distribution, base value multiplied by 1.1

2 СПОРТИВНЫЙ РАЗРЯД ДЕВУШКИ SHORT PROGRAM

JUDGES DETAILS PER SKATER

Rank	Name	Nation	Starting Number	Total Segment Score	Total Element Score	Program Component Score (factored)	Total Deductions
9	Виктория ШИЛЬЦИНА	ОТР	8	25.54	11.37	14.17	0.00

#	Executed Elements	Info	Base Value	GOE	J1	J2	J3	J4	J5	J6	J7	J8	J9	Ref	Scores of Panel
1	1A		1.10	0.15	1	2	2	1	0						1.25
2	2F+2Lo		3.50	-0.60	-3	-2	-3	-4	-4						2.90
3	LSp2		1.90	0.00	0	0	0	0	0						1.90
4	StSqB		1.50	0.00	0	0	0	0	0						1.50
5	2Lz!	!	2.31	x -0.49	-3	-3	-2	-2	-1						1.82
6	CCoSp1		2.00	0.00	0	0	1	0	0						2.00
			12.31												11.37
Program Components				Factor											
Skating Skills				1.00	3.50	3.50	3.75	4.00	3.75						3.67
Transitions				1.00	3.25	3.25	3.75	3.50	3.50						3.42
Performance				1.00	3.25	3.50	3.75	3.75	3.50						3.58
Composition				1.00	-	-	-	-	-						
Interpretation of the Music				1.00	3.25	3.50	3.75	3.50	3.50						3.50
Judges Total Program Component Score (factored)															14.17
Deductions															0.00

x Credit for highlight distribution, base value multiplied by 1.1 ! Not clear edge

Rank	Name	Nation	Starting Number	Total Segment Score	Total Element Score	Program Component Score (factored)	Total Deductions
10	Камила ХАНИЕВА	ТОЛ	11	25.36	11.03	14.33	0.00

#	Executed Elements	Info	Base Value	GOE	J1	J2	J3	J4	J5	J6	J7	J8	J9	Ref	Scores of Panel
1	1A		1.10	0.00	0	0	0	0	0						1.10
2	LSp2		1.90	0.06	0	1	0	1	0						1.96
3	StSq1		1.80	-0.06	-1	0	-1	1	0						1.74
4	2F<+2Lo<	<	2.80	-0.24	-2	-1	-1	-2	-2						2.56
5	2Lz		2.31	x -0.14	0	-1	-1	0	-2						2.17
6	CCoSp1V	nU	1.50	0.00	0	2	0	0	0						1.50
			11.41												11.03
Program Components				Factor											
Skating Skills				1.00	3.50	3.50	3.50	3.75	3.75						3.58
Transitions				1.00	3.25	3.50	3.50	3.75	3.50						3.50
Performance				1.00	3.50	3.25	3.75	3.75	3.75						3.67
Composition				1.00	-	-	-	-	-						
Interpretation of the Music				1.00	3.50	3.50	3.75	4.00	3.50						3.58
Judges Total Program Component Score (factored)															14.33
Deductions															0.00

< Under-rotated jump x Credit for highlight distribution, base value multiplied by 1.1

2 СПОРТИВНЫЙ РАЗРЯД ДЕВУШКИ SHORT PROGRAM

JUDGES DETAILS PER SKATER

Rank	Name	Nation	Starting Number	Total Segment Score	Total Element Score	Program Component Score (factored)	Total Deductions
11	Анна МЕЛЕТЛЯН	CAM	2	24.20	11.11	13.09	0.00

#	Executed Elements	Info	Base Value	GOE	J1	J2	J3	J4	J5	J6	J7	J8	J9	Ref	Scores of Panel
1	2Lz<	<	1.68	-0.34	-1	-3	-2	-2	-2						1.34
2	LSp1		1.50	-0.10	0	0	-1	-1	-1						1.40
3	1A		1.10	0.00	1	0	0	0	0						1.10
4	StSqB		1.50	0.00	0	0	0	0	0						1.50
5	2F<+2T	<	3.01	x -0.24	-1	-2	-2	-1	-2						2.77
6	CCoSp3		3.00	0.00	0	0	0	0	0						3.00
			11.79												11.11
	Program Components			Factor											
	Skating Skills			1.00	3.25	3.25	3.25	3.50	3.25						3.25
	Transitions			1.00	3.25	3.00	3.25	3.25	3.00						3.17
	Performance			1.00	3.50	3.50	3.25	3.50	3.25						3.42
	Composition			1.00	-	-	-	-	-						
	Interpretation of the Music			1.00	3.50	3.25	3.25	3.25	3.25						3.25
	Judges Total Program Component Score (factored)														13.09
	Deductions														0.00

< Under-rotated jump x Credit for highlight distribution, base value multiplied by 1.1

Rank	Name	Nation	Starting Number	Total Segment Score	Total Element Score	Program Component Score (factored)	Total Deductions
12	Мария ГОЛОВИНА	OTR	13	23.24	10.91	13.33	-1.00

#	Executed Elements	Info	Base Value	GOE	J1	J2	J3	J4	J5	J6	J7	J8	J9	Ref	Scores of Panel
1	1A		1.10	0.00	0	0	0	0	0						1.10
2	SSp1		1.30	0.00	1	0	0	0	0						1.30
3	2Lo+2T		3.00	0.00	0	0	0	0	0						3.00
4	2Lz<	<	1.85	x -0.84	-5	-5	-5	-5	-5						1.01
5	CCoSp3		3.00	0.00	0	0	0	0	0						3.00
6	StSqB		1.50	0.00	0	0	0	-2	0						1.50
			11.75												10.91
	Program Components			Factor											
	Skating Skills			1.00	3.50	3.50	3.50	3.50	3.50						3.50
	Transitions			1.00	3.25	3.25	3.50	3.25	3.25						3.25
	Performance			1.00	3.25	3.50	3.50	3.25	3.25						3.33
	Composition			1.00	-	-	-	-	-						
	Interpretation of the Music			1.00	3.25	3.25	3.50	3.25	3.25						3.25
	Judges Total Program Component Score (factored)														13.33
	Deductions			Falls: -1.00											-1.00

< Under-rotated jump x Credit for highlight distribution, base value multiplied by 1.1

2 СПОРТИВНЫЙ РАЗРЯД ДЕВУШКИ SHORT PROGRAM

JUDGES DETAILS PER SKATER

Rank	Name	Nation	Starting Number	Total Segment Score	Total Element Score	Program Component Score (factored)	Total Deductions
13	Александра ВОЛКОВА	CAM	7	23.17	11.25	12.92	-1.00

#	Executed Elements	Info	Base Value	GOE	J1	J2	J3	J4	J5	J6	J7	J8	J9	Ref	Scores of Panel
1	1A		1.10	0.00	0	0	0	0	1						1.10
2	CCoSp3		3.00	0.30	1	1	1	1	2						3.30
3	StSq1		1.80	0.00	0	0	0	0	1						1.80
4	2F<	<	1.44	-0.14	-1	-1	-1	-1	0						1.30
5	SSp1		1.30	0.00	0	0	0	0	2						1.30
6	2S+2Lo		3.30	x -0.85	-5	-5	-5	-5	-5						2.45
			11.94												11.25
Program Components				Factor											
	Skating Skills			1.00	3.50	3.00	3.00	3.25	4.00						3.25
	Transitions			1.00	3.25	2.75	3.00	3.25	3.75						3.17
	Performance			1.00	3.50	3.00	3.00	3.50	4.00						3.33
	Composition			1.00	-	-	-	-	-						
	Interpretation of the Music			1.00	3.25	3.00	3.00	3.25	3.75						3.17
	Judges Total Program Component Score (factored)														12.92
Deductions			Falls:	-1.00											-1.00

< Under-rotated jump x Credit for highlight distribution, base value multiplied by 1.1

Rank	Name	Nation	Starting Number	Total Segment Score	Total Element Score	Program Component Score (factored)	Total Deductions
14	Александра МАРТЫН	CAM	12	23.01	10.43	13.58	-1.00

#	Executed Elements	Info	Base Value	GOE	J1	J2	J3	J4	J5	J6	J7	J8	J9	Ref	Scores of Panel
1	2S+2T		2.60	-0.65	-5	-5	-5	-5	-5						1.95
2	LSp1		1.50	-0.15	-1	-1	-2	-1	-1						1.35
3	StSqB		1.50	0.00	0	0	0	0	0						1.50
4	1A		1.10	0.00	0	0	0	0	0						1.10
5	2Lo<	<	1.50	x -0.27	-2	-1	-2	-2	-2						1.23
6	CCoSp3		3.00	0.30	1	0	1	1	1						3.30
			11.20												10.43
Program Components				Factor											
	Skating Skills			1.00	3.50	3.25	3.25	3.50	3.50						3.42
	Transitions			1.00	3.25	3.00	3.50	3.50	3.25						3.33
	Performance			1.00	3.25	3.50	3.25	3.25	3.50						3.33
	Composition			1.00	-	-	-	-	-						
	Interpretation of the Music			1.00	3.50	3.50	3.50	3.50	3.50						3.50
	Judges Total Program Component Score (factored)														13.58
Deductions			Falls:	-1.00											-1.00

< Under-rotated jump x Credit for highlight distribution, base value multiplied by 1.1

2 СПОРТИВНЫЙ РАЗРЯД ДЕВУШКИ SHORT PROGRAM

JUDGES DETAILS PER SKATER

Rank	Name	Nation	Starting Number	Total Segment Score	Total Element Score	Program Component Score (factored)	Total Deductions
15	Анна ВИШНЕВА	ТОЛ	14	22.77	9.10	13.67	0.00

#	Executed Elements	Info	Base Value	GOE	J1	J2	J3	J4	J5	J6	J7	J8	J9	Ref	Scores of Panel
1	2Lo<	<	1.36	-0.50	-3	-3	-4	-4	-4						0.86
2	2S<+2T<	<	2.08	-0.31	-2	-3	-3	-3	-3						1.77
3	LSp1		1.50	0.00	-1	0	0	1	0						1.50
4	1A		1.10	0.00	0	0	0	0	0						1.10
5	CCoSp2V	nS	1.88	0.19	1	1	1	0	1						2.07
6	StSq1		1.80	0.00	0	0	0	1	0						1.80
			9.72												9.10
Program Components				Factor											
	Skating Skills			1.00	3.25	3.50	3.50	3.50	3.50						3.50
	Transitions			1.00	3.00	3.25	3.25	3.25	3.25						3.25
	Performance			1.00	3.25	3.50	3.50	3.50	3.50						3.50
	Composition			1.00	-	-	-	-	-						
	Interpretation of the Music			1.00	3.25	3.25	3.50	3.75	3.50						3.42
	Judges Total Program Component Score (factored)														13.67

Deductions															0.00
-------------------	--	--	--	--	--	--	--	--	--	--	--	--	--	--	-------------

< Under-rotated jump

Rank	Name	Nation	Starting Number	Total Segment Score	Total Element Score	Program Component Score (factored)	Total Deductions
16	Милана КАЛЯЛИНА	ТОЛ	6	21.95	8.20	14.75	-1.00

#	Executed Elements	Info	Base Value	GOE	J1	J2	J3	J4	J5	J6	J7	J8	J9	Ref	Scores of Panel
1	2S+2T<	<	2.34	-0.22	-1	-2	-2	-1	-2						2.12
2	1A		1.10	0.00	0	0	0	0	0						1.10
3	LSp1		1.50	-0.15	-1	-1	-1	0	-2						1.35
4	2Lo<<	<<	0.55	x -0.25	-5	-5	-5	-5	-5						0.30
5	CCoSpB		1.70	-0.17	0	-1	-1	-1	-2						1.53
6	StSq1		1.80	0.00	0	0	0	0	0						1.80
			8.99												8.20
Program Components				Factor											
	Skating Skills			1.00	3.50	3.50	3.50	3.75	3.50						3.50
	Transitions			1.00	3.50	3.75	3.75	3.75	3.50						3.67
	Performance			1.00	3.75	4.00	3.50	3.75	3.75						3.75
	Composition			1.00	-	-	-	-	-						
	Interpretation of the Music			1.00	4.00	3.75	3.75	4.00	3.50						3.83
	Judges Total Program Component Score (factored)														14.75

Deductions	Falls: -1.00														-1.00
-------------------	--------------	--	--	--	--	--	--	--	--	--	--	--	--	--	--------------

< Under-rotated jump << Downgraded jump x Credit for highlight distribution, base value multiplied by 1.1

2 СПОРТИВНЫЙ РАЗРЯД ДЕВУШКИ SHORT PROGRAM

JUDGES DETAILS PER SKATER

Rank	Name	Nation	Starting Number	Total Segment Score	Total Element Score	Program Component Score (factored)	Total Deductions
17	Анастасия ШИШОВА	CAM	17	18.00	6.00	12.00	0.00

#	Executed Elements	Info	Base Value	GOE	J1	J2	J3	J4	J5	J6	J7	J8	J9	Ref	Scores of Panel
1	1A		1.10	0.00	0	0	0	0	0						1.10
2	CCoSpBV	nS	1.28	0.00	-1	0	0	0	0						1.28
3	StSqB		1.50	-0.05	-1	0	0	-1	0						1.45
4	2S<<+2Lo<<	<<	0.90	-0.20	-4	-4	-4	-4	-3						0.70
5	SSpB		1.10	0.00	0	0	-1	0	1						1.10
6	2F<<	<<	0.55 x	-0.18	-5	-4	-4	-3	-3						0.37
			6.43												6.00
Program Components				Factor											
Skating Skills				1.00	3.00	2.75	2.75	3.00	3.25						2.92
Transitions				1.00	2.75	3.00	3.00	3.00	3.25						3.00
Performance				1.00	3.00	3.00	3.00	2.75	3.25						3.00
Composition				1.00	-	-	-	-	-						
Interpretation of the Music				1.00	3.00	2.75	3.00	3.25	3.25						3.08
Judges Total Program Component Score (factored)															12.00

Deductions		0.00
-------------------	--	-------------

<< Downgraded jump x Credit for highlight distribution, base value multiplied by 1.1

Rank	Name	Nation	Starting Number	Total Segment Score	Total Element Score	Program Component Score (factored)	Total Deductions
18	Александра ЛЕСИК	CAM	9	17.33	6.67	11.66	-1.00

#	Executed Elements	Info	Base Value	GOE	J1	J2	J3	J4	J5	J6	J7	J8	J9	Ref	Scores of Panel
1	1A		1.10	0.00	0	0	0	0	0						1.10
2	2F<<	<<	0.50	-0.25	-5	-5	-5	-4	-5						0.25
3	SSp		0.00	0.00	-	-	-	-	-						0.00
4	2S+2T<	<	2.57 x	-0.65	-5	-5	-5	-5	-5						1.92
5	StSqB		1.50	-0.10	-1	0	-1	-1	0						1.40
6	CCoSp1		2.00	0.00	0	0	0	-1	0						2.00
			7.67												6.67
Program Components				Factor											
Skating Skills				1.00	3.00	3.00	3.00	3.00	3.25						3.00
Transitions				1.00	2.75	2.75	2.75	3.00	3.00						2.83
Performance				1.00	2.75	2.75	2.75	2.75	2.75						2.75
Composition				1.00	-	-	-	-	-						
Interpretation of the Music				1.00	3.00	3.00	3.00	3.25	3.25						3.08
Judges Total Program Component Score (factored)															11.66

Deductions	Falls: -1.00	-1.00
-------------------	--------------	--------------

< Under-rotated jump << Downgraded jump x Credit for highlight distribution, base value multiplied by 1.1

2 СПОРТИВНЫЙ РАЗРЯД ДЕВУШКИ

RESULT DETAILS FREE SKATING

Pl.	Name	Nation	Total Segment Score =	Total Element Score +	Tot. Prog. Comp. Score * +	SS	TR	PE	CO	IN	Deduct. -
1	Софья ЗОЛОТОВА	ТОЛ	54.42	22.05	32.37	4.50	4.33	4.58	0.00	4.58	0.00
2	София КОРОТАЕВА	ТОЛ	52.58	20.91	31.67	4.42	4.25	4.42	0.00	4.50	0.00
3	Арина РОЧЕВА	ТОЛ	50.21	19.89	30.32	4.17	4.17	4.17	0.00	4.33	0.00
4	Анастасия ТИШИНА	ТОЛ	48.43	18.86	30.57	4.33	4.08	4.25	0.00	4.33	1.00
5	Анастасия РУСАНОВА	ОТР	48.01	19.07	28.94	4.08	3.83	4.17	0.00	4.00	0.00
6	Софья ГУМЕНЮК	САМ	47.13	20.30	26.83	3.75	3.58	3.83	0.00	3.75	0.00
7	Виктория ШИЛЬЦИНА	ОТР	46.66	20.42	26.24	3.83	3.58	3.50	0.00	3.67	0.00
8	Вера КАЛИНИНА	САМ	44.55	14.99	29.56	4.17	4.08	4.00	0.00	4.17	0.00
9	Мария ГОЛОВИНА	ОТР	43.60	18.54	25.06	3.42	3.42	3.50	0.00	3.58	0.00
10	Анна МЕЛЕТЛЯН	САМ	43.57	17.78	25.79	3.50	3.58	3.50	0.00	3.75	0.00
11	Камила ХАНИЕВА	ТОЛ	43.17	17.55	25.62	3.58	3.58	3.50	0.00	3.58	0.00
12	Милана КАЛЯЛИНА	ТОЛ	41.06	14.79	26.27	3.75	3.44	3.58	0.00	3.83	0.00
13	Александра ВОЛКОВА	САМ	40.70	16.23	24.47	3.42	3.25	3.50	0.00	3.42	0.00
14	Александра МАРТЫН	САМ	38.06	14.93	24.13	3.33	3.25	3.33	0.00	3.50	1.00
15	Анастасия ВОЛКОВА	САМ	37.46	14.85	24.61	3.50	3.33	3.42	0.00	3.42	2.00
16	Анна ВИШНЕВА	ТОЛ	35.98	13.23	24.75	3.50	3.42	3.33	0.00	3.50	2.00
17	Александра ЛЕСИК	САМ	26.41	7.81	21.60	3.17	3.00	2.75	0.00	3.08	3.00
18	Анастасия ШИШОВА	САМ	23.89	6.50	20.39	2.83	2.75	2.83	0.00	2.92	3.00

SS = Skating Skills

TR = Transitions

PE = Performance

CO = Composition

IN = Interpretation of the Music

* = factored score

Printed: 09.12.2020 13:10:49

2 СПОРТИВНЫЙ РАЗРЯД ДЕВУШКИ FREE SKATING

JUDGES DETAILS PER SKATER

Rank	Name	Nation	Starting Number	Total Segment Score	Total Element Score	Program Score (factored)	Total Component Score (factored)	Total Deductions
1	Софья ЗОЛОТОВА	ТОЛ	17	54.42	22.05		32.37	0.00

#	Executed Elements	Info	Base Value	GOE	J1	J2	J3	J4	J5	J6	J7	J8	J9	Ref	Scores of Panel
1	2A<<	<<	1.10	-0.40	-3	-3	-4	-4	-4						0.70
2	2Lz+2Lo<	<	3.46	-0.56	-3	-2	-3	-3	-2						2.90
3	2S		1.30	0.13	1	1	1	1	1						1.43
4	2Lz		2.10	0.35	1	2	1	2	2						2.45
5	2F!+2Lo	!	3.50	-0.06	-1	0	0	-1	0						3.44
6	FCSSp3		2.60	0.26	1	2	1	1	1						2.86
7	StSq2		2.60	-0.09	1	1	-1	-1	-1						2.51
8	2F	x	1.98	0.18	1	1	1	1	1						2.16
9	CCoSp3		3.00	0.60	2	2	2	2	2						3.60
			21.64												22.05
Program Components				Factor											
Skating Skills				1.80	5.00	4.75	4.25	4.25	4.50						4.50
Transitions				1.80	4.50	4.50	4.25	4.25	4.25						4.33
Performance				1.80	4.75	5.00	4.50	4.50	4.50						4.58
Composition				1.80	-	-	-	-	-						-
Interpretation of the Music				1.80	5.25	4.75	4.50	4.50	4.50						4.58
Judges Total Program Component Score (factored)															32.37

Deductions	0.00
-------------------	-------------

< Under-rotated jump << Downgraded jump x Credit for highlight distribution, base value multiplied by 1.1 ! Not clear edge

Rank	Name	Nation	Starting Number	Total Segment Score	Total Element Score	Program Score (factored)	Total Component Score (factored)	Total Deductions
2	София КОРТАЕВА	ТОЛ	18	52.58	20.91		31.67	0.00

#	Executed Elements	Info	Base Value	GOE	J1	J2	J3	J4	J5	J6	J7	J8	J9	Ref	Scores of Panel
1	2F		1.80	-0.66	-4	-3	-4	-3	-4						1.14
2	1A		1.10	0.04	1	0	0	1	0						1.14
3	2Lz+2T		3.40	-0.14	0	-1	-1	0	-1						3.26
4	FCSSp3		2.60	0.09	0	0	-1	1	1						2.69
5	StSq1		1.80	0.18	1	1	1	1	1						1.98
6	2Lo+2Lo	x	3.74	0.00	0	0	0	0	0						3.74
7	2S	x	1.43	0.13	1	0	1	2	1						1.56
8	2F	x	1.98	0.12	1	0	0	1	1						2.10
9	CCoSp3		3.00	0.30	1	0	1	2	1						3.30
			20.85												20.91
Program Components				Factor											
Skating Skills				1.80	4.25	4.25	4.00	4.75	4.75						4.42
Transitions				1.80	4.00	4.25	4.00	4.75	4.50						4.25
Performance				1.80	4.25	4.50	4.25	4.50	4.75						4.42
Composition				1.80	-	-	-	-	-						-
Interpretation of the Music				1.80	4.25	4.50	4.25	4.75	4.75						4.50
Judges Total Program Component Score (factored)															31.67

Deductions	0.00
-------------------	-------------

x Credit for highlight distribution, base value multiplied by 1.1

2 СПОРТИВНЫЙ РАЗРЯД ДЕВУШКИ FREE SKATING

JUDGES DETAILS PER SKATER

Rank	Name	Nation	Starting Number	Total Segment Score	Total Element Score	Program Score (factored)	Total Component Score (factored)	Total Deductions
3	Арина РОЧЕВА	ТОЛ	13	50.21	19.89		30.32	0.00

#	Executed Elements	Info	Base Value	GOE	J1	J2	J3	J4	J5	J6	J7	J8	J9	Ref	Scores of Panel	
1	2Lz		2.10	-0.07	0	0	-1	-1	0						2.03	
2	2S+2T		2.60	0.00	0	0	0	0	0						2.60	
3	2F<	<	1.44	-0.29	-2	-2	-2	-1	-2						1.15	
4	FCSSp3		2.60	0.26	1	1	1	2	1						2.86	
5	StSq1		1.80	0.18	1	1	1	3	1						1.98	
6	2Lo+2T		3.30	x 0.06	1	1	-2	1	-1						3.36	
7	1A		1.21	x 0.04	0	0	1	1	0						1.25	
8	2Lo<	<	1.50	x -0.14	-1	-1	-1	-1	-1						1.36	
9	CCoSp3		3.00	0.30	1	1	1	3	1						3.30	
			19.55												19.89	
Program Components			Factor													
Skating Skills			1.80		4.25	4.00	4.25	4.25	3.75						4.17	
Transitions			1.80		4.00	4.25	4.25	4.25	3.50						4.17	
Performance			1.80		4.50	4.25	4.25	4.00	3.75						4.17	
Composition			1.80		-	-	-	-	-						-	
Interpretation of the Music			1.80		4.50	4.50	4.25	4.25	3.75						4.33	
Judges Total Program Component Score (factored)																30.32

Deductions	0.00
-------------------	-------------

< Under-rotated jump x Credit for highlight distribution, base value multiplied by 1.1

Rank	Name	Nation	Starting Number	Total Segment Score	Total Element Score	Program Score (factored)	Total Component Score (factored)	Total Deductions
4	Анастасия ТИШИНА	ТОЛ	15	48.43	18.86		30.57	-1.00

#	Executed Elements	Info	Base Value	GOE	J1	J2	J3	J4	J5	J6	J7	J8	J9	Ref	Scores of Panel	
1	2Lz		2.10	0.00	0	1	0	0	0						2.10	
2	2F+2T		3.10	0.06	1	1	0	0	0						3.16	
3	FCSSp3		2.60	0.09	0	1	0	1	0						2.69	
4	StSq1		1.80	0.12	1	1	0	1	0						1.92	
5	2Lz		2.10	0.00	0	0	0	0	0						2.10	
6	2F		1.98	x 0.06	1	1	0	0	0						2.04	
7	Lo		0.00	x 0.00	-	-	-	-	-						0.00	
8	1A		1.21	x 0.04	1	0	0	0	1						1.25	
9	CCoSp3		3.00	0.60	1	2	2	2	2						3.60	
			17.89												18.86	
Program Components			Factor													
Skating Skills			1.80		4.50	4.50	4.00	4.25	4.25						4.33	
Transitions			1.80		4.25	4.25	4.00	4.00	4.00						4.08	
Performance			1.80		4.50	4.50	4.00	4.00	4.25						4.25	
Composition			1.80		-	-	-	-	-						-	
Interpretation of the Music			1.80		4.75	4.75	4.00	4.25	4.00						4.33	
Judges Total Program Component Score (factored)																30.57

Deductions	Falls: -1.00	-1.00
-------------------	--------------	--------------

x Credit for highlight distribution, base value multiplied by 1.1

2 СПОРТИВНЫЙ РАЗРЯД ДЕВУШКИ FREE SKATING

JUDGES DETAILS PER SKATER

Rank	Name	Nation	Starting Number	Total Segment Score	Total Element Score	Program Score (factored)	Total Component Score (factored)	Total Deductions
5	Анастасия РУСАНОВА	OTP	14	48.01	19.07		28.94	0.00

#	Executed Elements	Info	Base Value	GOE	J1	J2	J3	J4	J5	J6	J7	J8	J9	Ref	Scores of Panel
1	1A		1.10	0.11	1	1	1	1	1						1.21
2	2S		1.30	0.00	1	0	0	0	0						1.30
3	FCSp1		1.90	0.00	0	1	0	0	0						1.90
4	2F+2T		3.10	0.00	0	0	0	0	0						3.10
5	StSq1		1.80	0.00	0	0	0	0	0						1.80
6	2F		1.98	x -0.72	-4	-4	-4	-4	-4						1.26
7	2Lo+2T		3.30	x -0.17	0	0	-2	-1	-2						3.13
8	2Lo		1.87	x 0.00	0	0	0	0	0						1.87
9	CCoSp3		3.00	0.50	1	1	2	2	2						3.50
			19.35												19.07
Program Components				Factor											
Skating Skills				1.80	4.25	4.25	4.00	4.00	4.00						4.08
Transitions				1.80	4.00	4.00	3.75	3.75	3.75						3.83
Performance				1.80	4.50	4.50	4.00	4.00	4.00						4.17
Composition				1.80	-	-	-	-	-						-
Interpretation of the Music				1.80	4.50	4.00	4.00	4.00	3.75						4.00
Judges Total Program Component Score (factored)															28.94

Deductions	0.00
-------------------	-------------

x Credit for highlight distribution, base value multiplied by 1.1

Rank	Name	Nation	Starting Number	Total Segment Score	Total Element Score	Program Score (factored)	Total Component Score (factored)	Total Deductions
6	Софья ГУМЕНЮК	CAM	11	47.13	20.30		26.83	0.00

#	Executed Elements	Info	Base Value	GOE	J1	J2	J3	J4	J5	J6	J7	J8	J9	Ref	Scores of Panel
1	2Lo		1.70	0.06	1	1	0	0	0						1.76
2	FCSSp1		1.90	0.19	1	1	1	1	1						2.09
3	1A		1.10	0.04	0	0	1	1	0						1.14
4	2F		1.80	-0.12	0	0	-1	-1	-1						1.68
5	StSq1		1.80	0.06	1	1	0	0	0						1.86
6	2Lz		2.31	x 0.00	0	0	0	0	0						2.31
7	2Lo+2T		3.30	x 0.00	0	0	0	0	0						3.30
8	2S+2T		2.86	x 0.00	0	0	0	0	0						2.86
9	CCoSp3		3.00	0.30	1	1	1	1	0						3.30
			19.77												20.30
Program Components				Factor											
Skating Skills				1.80	3.75	4.00	3.75	3.75	3.75						3.75
Transitions				1.80	3.75	3.75	3.50	3.50	3.50						3.58
Performance				1.80	4.00	4.00	3.75	3.75	3.50						3.83
Composition				1.80	-	-	-	-	-						-
Interpretation of the Music				1.80	4.00	4.00	3.75	3.50	3.50						3.75
Judges Total Program Component Score (factored)															26.83

Deductions	0.00
-------------------	-------------

x Credit for highlight distribution, base value multiplied by 1.1

2 СПОРТИВНЫЙ РАЗРЯД ДЕВУШКИ FREE SKATING

JUDGES DETAILS PER SKATER

Rank	Name	Nation	Starting Number	Total Segment Score	Total Element Score	Program Score (factored)	Total Component Score (factored)	Total Deductions
7	Виктория ШИЛЬЦИНА	OTP	12	46.66	20.42		26.24	0.00

#	Executed Elements	Info	Base Value	GOE	J1	J2	J3	J4	J5	J6	J7	J8	J9	Ref	Scores of Panel
1	1A		1.10	0.00	0	0	0	0	0						1.10
2	2S		1.30	0.00	1	0	0	0	0						1.30
3	2F+2T		3.10	0.06	1	0	0	1	0						3.16
4	FCSp2		2.30	-0.15	-1	-1	-1	0	0						2.15
5	StSq1		1.80	0.06	1	1	0	0	0						1.86
6	2Lz		2.31	x -0.42	-2	-2	-2	-2	-2						1.89
7	2Lo+2Lo		3.74	x 0.06	0	0	1	1	0						3.80
8	2F		1.98	x 0.18	1	1	1	1	1						2.16
9	CCoSp3		3.00	0.00	0	0	0	0	0						3.00
			20.63												20.42
Program Components				Factor											
Skating Skills				1.80	4.00	4.25	3.75	3.75	3.75						3.83
Transitions				1.80	3.75	4.00	3.50	3.50	3.25						3.58
Performance				1.80	4.00	3.50	3.50	3.50	3.50						3.50
Composition				1.80	-	-	-	-	-						-
Interpretation of the Music				1.80	3.75	3.75	3.75	3.50	3.50						3.67
Judges Total Program Component Score (factored)															26.24

Deductions	0.00
-------------------	-------------

x Credit for highlight distribution, base value multiplied by 1.1

Rank	Name	Nation	Starting Number	Total Segment Score	Total Element Score	Program Score (factored)	Total Component Score (factored)	Total Deductions
8	Вера КАЛИНИНА	CAM	16	44.55	14.99		29.56	0.00

#	Executed Elements	Info	Base Value	GOE	J1	J2	J3	J4	J5	J6	J7	J8	J9	Ref	Scores of Panel
1	2Lz		2.10	0.00	0	0	0	0	0						2.10
2	1A		1.10	0.04	1	0	0	0	1						1.14
3	StSq1		1.80	0.18	1	1	1	0	1						1.98
4	2Lo		1.70	-0.68	-4	-4	-4	-4	-4						1.02
5	2F<<	<<	0.55	x -0.22	-5	-5	-4	-4	-4						0.33
6	FCSSp3		2.60	0.52	2	2	2	2	2						3.12
7	2F		1.98	x -0.36	-2	-2	-2	-2	-2						1.62
8	1Lz		0.66	x -0.28	-5	-5	-4	-4	-5						0.38
9	CCoSp3		3.00	0.30	1	0	1	1	1						3.30
			15.49												14.99
Program Components				Factor											
Skating Skills				1.80	4.50	4.50	4.00	3.75	4.00						4.17
Transitions				1.80	4.25	4.50	4.00	4.00	3.75						4.08
Performance				1.80	4.25	4.75	3.75	3.75	4.00						4.00
Composition				1.80	-	-	-	-	-						-
Interpretation of the Music				1.80	4.50	4.50	4.00	3.75	4.00						4.17
Judges Total Program Component Score (factored)															29.56

Deductions	0.00
-------------------	-------------

<< Downgraded jump x Credit for highlight distribution, base value multiplied by 1.1

2 СПОРТИВНЫЙ РАЗРЯД ДЕВУШКИ FREE SKATING

JUDGES DETAILS PER SKATER

Rank	Name	Nation	Starting Number	Total Segment Score	Total Element Score	Program Score (factored)	Total Component Score (factored)	Total Deductions
9	Мария ГОЛОВИНА	OTP	8	43.60	18.54		25.06	0.00

#	Executed Elements	Info	Base Value	GOE	J1	J2	J3	J4	J5	J6	J7	J8	J9	Ref	Scores of Panel	
1	2T		1.30	0.00	0	0	0	0	0						1.30	
2	FSSp3		2.60	0.09	0	0	0	1	1						2.69	
3	2S+2Lo		3.00	-0.34	-2	-2	-2	-2	-2						2.66	
4	CCoSp3		3.00	0.30	1	1	1	1	1						3.30	
5	2Lz<	<	1.68	-0.67	-5	-4	-4	-4	-4						1.01	
6	2Lo+2T		3.30	x -0.11	0	0	-1	-1	-2						3.19	
7	StSqB		1.50	0.00	0	0	0	0	0						1.50	
8	2F		1.98	x -0.30	-1	0	-2	-2	-2						1.68	
9	1A		1.21	x 0.00	0	0	0	0	0						1.21	
			19.57												18.54	
Program Components				Factor												
Skating Skills				1.80	3.50	3.50	3.50	3.25	3.25						3.42	
Transitions				1.80	3.50	3.75	3.75	3.00	3.00						3.42	
Performance				1.80	3.50	3.75	3.75	3.25	3.25						3.50	
Composition				1.80	-	-	-	-	-						-	
Interpretation of the Music				1.80	3.75	3.75	3.75	3.25	3.25						3.58	
Judges Total Program Component Score (factored)																25.06

Deductions	0.00
-------------------	-------------

< Under-rotated jump x Credit for highlight distribution, base value multiplied by 1.1

Rank	Name	Nation	Starting Number	Total Segment Score	Total Element Score	Program Score (factored)	Total Component Score (factored)	Total Deductions
10	Анна МЕЛЕТЛЯН	CAM	9	43.57	17.78		25.79	0.00

#	Executed Elements	Info	Base Value	GOE	J1	J2	J3	J4	J5	J6	J7	J8	J9	Ref	Scores of Panel	
1	1A		1.10	0.04	1	1	0	0	0						1.14	
2	2Lz		2.10	-0.14	0	-1	-1	0	-1						1.96	
3	FSSp2		2.30	0.00	1	0	0	0	0						2.30	
4	2F<+2T<	<	2.48	-0.29	-2	-2	-2	-2	-2						2.19	
5	2F		1.98	x -0.12	0	0	-1	-1	-1						1.86	
6	2S<+2Lo<	<	2.64	x -0.54	-2	-4	-4	-4	-4						2.10	
7	StSq1		1.80	0.06	1	0	0	1	0						1.86	
8	2Lo<	<	1.50	x -0.23	0	-1	-2	-2	-2						1.27	
9	CCoSp3		3.00	0.10	0	2	0	1	0						3.10	
			18.90												17.78	
Program Components				Factor												
Skating Skills				1.80	3.75	3.50	3.50	3.50	3.25						3.50	
Transitions				1.80	3.75	3.75	3.50	3.50	3.25						3.58	
Performance				1.80	3.75	3.75	3.25	3.50	3.25						3.50	
Composition				1.80	-	-	-	-	-						-	
Interpretation of the Music				1.80	4.25	4.00	3.50	3.75	3.25						3.75	
Judges Total Program Component Score (factored)																25.79

Deductions	0.00
-------------------	-------------

< Under-rotated jump x Credit for highlight distribution, base value multiplied by 1.1

2 СПОРТИВНЫЙ РАЗРЯД ДЕВУШКИ FREE SKATING

JUDGES DETAILS PER SKATER

Rank	Name	Nation	Starting Number	Total Segment Score	Total Element Score	Program Component Score (factored)	Total Deductions
11	Камила ХАНИЕВА	ТОЛ	7	43.17	17.55	25.62	0.00

#	Executed Elements	Info	Base Value	GOE	J1	J2	J3	J4	J5	J6	J7	J8	J9	Ref	Scores of Panel
1	2Lz		2.10	-0.21	-1	-1	-1	1	-1						1.89
2	2Lo+2Lo		3.40	0.00	0	0	0	0	0						3.40
3	FCSSp3		2.60	0.17	1	1	0	1	0						2.77
4	StSqB		1.50	0.00	0	0	0	1	0						1.50
5	2S		1.43	x -0.09	0	0	-1	-1	-2						1.34
6	2F!+2Lo<	<	3.48	x -0.42	-3	-3	-2	-2	-2						3.06
7	1A		1.21	x -0.37	-4	-3	-3	-2	-4						0.84
8	CCoSp2		2.50	0.25	1	2	1	1	1						2.75
			18.22												17.55
Program Components			Factor												
Skating Skills			1.80		3.75	3.50	3.50	3.75	3.50						3.58
Transitions			1.80		3.50	3.50	3.75	3.75	3.25						3.58
Performance			1.80		3.50	3.50	3.50	3.75	3.50						3.50
Composition			1.80		-	-	-	-	-						
Interpretation of the Music			1.80		3.50	3.50	3.75	4.00	3.25						3.58
Judges Total Program Component Score (factored)															25.62

Deductions	0.00
-------------------	-------------

< Under-rotated jump x Credit for highlight distribution, base value multiplied by 1.1 ! Not clear edge

Rank	Name	Nation	Starting Number	Total Segment Score	Total Element Score	Program Component Score (factored)	Total Deductions
12	Милана КАЛЯЛИНА	ТОЛ	1	41.06	14.79	26.27	0.00

#	Executed Elements	Info	Base Value	GOE	J1	J2	J3	J4	J5	J6	J7	J8	J9	Ref	Scores of Panel
1	2S+2T<	<	2.34	-0.26	-2	-2	-2	-1	-2						2.08
2	FCSSp2V		1.73	0.06	-1	0	1	1	0						1.79
3	1A		1.10	0.07	1	1	0	1	0						1.17
4	StSqB		1.50	0.00	0	0	0	0	0						1.50
5	2F<<	<<	0.50	-0.12	-2	-2	-4	-2	-3						0.38
6	2Lo<+2T<	<	2.64	x -0.27	-2	-2	-2	-2	-2						2.37
7	2S		1.43	x 0.00	0	0	0	1	0						1.43
8	2Lo<	<	1.50	x -0.18	-1	-1	-2	-1	-2						1.32
9	CCoSp2		2.50	0.25	2	1	1	1	1						2.75
			15.24												14.79
Program Components			Factor												
Skating Skills			1.80		3.75	3.75	3.75	3.75	3.25						3.75
Transitions			1.80		3.50	3.50	3.50	-	3.25						3.44
Performance			1.80		3.75	4.00	3.50	3.50	3.25						3.58
Composition			1.80		-	-	-	-	-						
Interpretation of the Music			1.80		3.75	4.00	3.75	4.00	3.50						3.83
Judges Total Program Component Score (factored)															26.27

Deductions	0.00
-------------------	-------------

< Under-rotated jump << Downgraded jump x Credit for highlight distribution, base value multiplied by 1.1

2 СПОРТИВНЫЙ РАЗРЯД ДЕВУШКИ FREE SKATING

JUDGES DETAILS PER SKATER

Rank	Name	Nation	Starting Number	Total Segment Score	Total Element Score	Program Score (factored)	Total Component Score (factored)	Total Deductions
13	Александра ВОЛКОВА	CAM	5	40.70	16.23		24.47	0.00

#	Executed Elements	Info	Base Value	GOE	J1	J2	J3	J4	J5	J6	J7	J8	J9	Ref	Scores of Panel	
1	2S+2Lo<	<	2.66	-0.14	-1	-1	-2	-1	-1						2.52	
2	CCoSp3		3.00	0.40	1	2	1	1	2						3.40	
3	StSq1		1.80	0.00	0	0	0	0	1						1.80	
4	2S		1.30	0.04	1	0	0	0	1						1.34	
5	1A		1.10	0.00	0	0	0	0	0						1.10	
6	2F<	<	1.58	x -0.24	-1	-2	-2	-2	-1						1.34	
7	FSSp2		2.30	0.08	0	0	0	1	1						2.38	
8	2Lo		1.87	x -0.06	0	0	-1	-2	0						1.81	
9	2Lz<<	<<	0.66	x -0.12	-2	-2	-2	-2	-1						0.54	
			16.27												16.23	
Program Components			Factor													
Skating Skills			1.80		3.50	3.25	3.25	3.50	3.75						3.42	
Transitions			1.80		3.25	3.00	3.00	3.50	3.75						3.25	
Performance			1.80		3.00	3.50	3.25	3.75	3.75						3.50	
Composition			1.80		-	-	-	-	-						-	
Interpretation of the Music			1.80		3.50	3.00	3.50	3.25	3.75						3.42	
Judges Total Program Component Score (factored)																24.47

Deductions	0.00
-------------------	-------------

< Under-rotated jump << Downgraded jump x Credit for highlight distribution, base value multiplied by 1.1

Rank	Name	Nation	Starting Number	Total Segment Score	Total Element Score	Program Score (factored)	Total Component Score (factored)	Total Deductions
14	Александра МАРТЫН	CAM	4	38.06	14.93		24.13	-1.00

#	Executed Elements	Info	Base Value	GOE	J1	J2	J3	J4	J5	J6	J7	J8	J9	Ref	Scores of Panel	
1	2S+2T<<	<<	1.70	-0.52	-4	-4	-4	-4	-5						1.18	
2	FSSp2		2.30	-0.15	0	0	-1	-1	-1						2.15	
3	2Lo		1.70	-0.51	-2	-3	-3	-3	-4						1.19	
4	2F<	<	1.44	-0.29	-1	-2	-2	-2	-2						1.15	
5	2Lo+2T<	<	2.74	-0.28	-1	-1	-2	-2	-2						2.46	
6	2S		1.43	x -0.09	0	0	-1	-1	-1						1.34	
7	CCoSp3		3.00	0.30	1	1	0	1	1						3.30	
8	1A		1.21	x -0.55	-5	-5	-5	-5	-5						0.66	
9	StSqB		1.50	0.00	0	0	0	0	0						1.50	
			17.02												14.93	
Program Components			Factor													
Skating Skills			1.80		3.50	3.25	3.25	3.50	3.00						3.33	
Transitions			1.80		3.50	3.25	3.25	3.25	3.00						3.25	
Performance			1.80		3.25	3.50	3.25	3.50	3.00						3.33	
Composition			1.80		-	-	-	-	-						-	
Interpretation of the Music			1.80		3.50	3.50	3.50	3.50	3.00						3.50	
Judges Total Program Component Score (factored)																24.13

Deductions	Falls: -1.00	-1.00
-------------------	--------------	--------------

< Under-rotated jump << Downgraded jump x Credit for highlight distribution, base value multiplied by 1.1

2 СПОРТИВНЫЙ РАЗРЯД ДЕВУШКИ FREE SKATING

JUDGES DETAILS PER SKATER

Rank	Name	Nation	Starting Number	Total Segment Score	Total Element Score	Program Score (factored)	Total Component Score (factored)	Total Deductions
15	Анастасия ВОЛКОВА	CAM	10	37.46	14.85		24.61	-2.00

#	Executed Elements	Info	Base Value	GOE	J1	J2	J3	J4	J5	J6	J7	J8	J9	Ref	Scores of Panel
1	1A		1.10	0.04	0	0	0	1	1						1.14
2	FSSp2		2.30	0.31	1	1	0	2	2						2.61
3	2S		1.30	0.00	0	0	0	0	1						1.30
4	2Lo		1.70	-0.85	-5	-5	-5	-5	-5						0.85
5	2F<	<	1.44	-0.72	-5	-5	-5	-5	-5						0.72
6	CCoSp3		3.00	0.20	0	1	0	1	2						3.20
7	StSq1		1.80	0.00	0	0	0	0	1						1.80
8	2S+2Lo<	<	2.93	x -0.14	-1	-1	-1	-2	0						2.79
9	2Lz<<	<<	0.66	x -0.22	-3	-4	-4	-4	-3						0.44
			16.23											14.85	
Program Components			Factor												
Skating Skills			1.80		3.75	3.75	3.25	3.00	3.50						3.50
Transitions			1.80		3.50	3.75	3.00	3.00	3.50						3.33
Performance			1.80		3.50	3.50	3.25	3.25	3.50						3.42
Composition			1.80		-	-	-	-	-						-
Interpretation of the Music			1.80		3.75	3.50	3.25	3.25	3.50						3.42
Judges Total Program Component Score (factored)															24.61

Deductions	Falls: -2.00	-2.00
-------------------	--------------	--------------

< Under-rotated jump << Downgraded jump x Credit for highlight distribution, base value multiplied by 1.1

Rank	Name	Nation	Starting Number	Total Segment Score	Total Element Score	Program Score (factored)	Total Component Score (factored)	Total Deductions
16	Анна ВИШНЕВА	ТОЛ	6	35.98	13.23		24.75	-2.00

#	Executed Elements	Info	Base Value	GOE	J1	J2	J3	J4	J5	J6	J7	J8	J9	Ref	Scores of Panel
1	1A		1.10	0.04	1	1	0	0	0						1.14
2	2F!<+2T<	<	2.48	-0.48	-3	-3	-3	-4	-4						2.00
3	FCSSp3		2.60	0.00	0	0	0	0	0						2.60
4	2Lo		1.70	-0.85	-5	-5	-5	-5	-5						0.85
5	2Lz<<	<<	0.60	-0.30	-5	-5	-5	-5	-5						0.30
6	2F!<<	<<	0.55	x -0.15	-3	-3	-4	-3	-3						0.40
7	StSq1		1.80	0.00	0	0	0	1	0						1.80
8	2S<+1A+SEQ	<	1.88	x -0.22	-2	-2	-2	-2	-2						1.66
9	CCoSp3V	nC	2.25	0.23	1	2	1	1	0						2.48
			14.96											13.23	
Program Components			Factor												
Skating Skills			1.80		3.50	3.50	3.50	3.75	3.00						3.50
Transitions			1.80		3.25	3.50	3.50	3.50	3.00						3.42
Performance			1.80		3.25	3.25	3.50	3.50	3.00						3.33
Composition			1.80		-	-	-	-	-						-
Interpretation of the Music			1.80		3.50	3.50	3.50	3.75	3.25						3.50
Judges Total Program Component Score (factored)															24.75

Deductions	Falls: -2.00	-2.00
-------------------	--------------	--------------

< Under-rotated jump << Downgraded jump x Credit for highlight distribution, base value multiplied by 1.1 ! Not clear edge

2 СПОРТИВНЫЙ РАЗРЯД ДЕВУШКИ FREE SKATING

JUDGES DETAILS PER SKATER

Rank	Name	Nation	Starting Number	Total Segment Score	Total Element Score	Program Score (factored)	Total Component Score (factored)	Total Deductions
17	Александра ЛЕСИК	CAM	2	26.41	7.81		21.60	-3.00

#	Executed Elements	Info	Base Value	GOE	J1	J2	J3	J4	J5	J6	J7	J8	J9	Ref	Scores of Panel
1	2Fe	e	1.44	-0.43	-3	-2	-3	-3	-3						1.01
2	FSSp		0.00	0.00	-	-	-	-	-						0.00
3	1A		1.10	0.00	0	0	0	0	0						1.10
4	StSqB		1.50	-0.15	0	-1	-1	-1	-1						1.35
5	2Lz<<	<<	0.60	-0.30	-5	-5	-5	-5	-5						0.30
6	2S		1.43	x -0.65	-5	-5	-5	-5	-5						0.78
7	1A+2T		2.64	x -0.43	-3	-3	-3	-4	-4						2.21
8	CCoSp		0.00	0.00	-	-	-	-	-						0.00
9	2Lo		1.87	x -0.81	-5	-5	-5	-	-4						1.06
			10.58											7.81	
Program Components				Factor											
Skating Skills				1.80	3.50	3.25	3.25	3.00	3.00					3.17	
Transitions				1.80	3.25	3.00	3.00	3.00	3.00					3.00	
Performance				1.80	2.75	2.75	2.75	2.75	2.75					2.75	
Composition				1.80	-	-	-	-	-					-	
Interpretation of the Music				1.80	3.25	3.00	3.00	3.25	3.00					3.08	
Judges Total Program Component Score (factored)														21.60	

Deductions	Falls: -3.00	-3.00
-------------------	--------------	--------------

<< Downgraded jump x Credit for highlight distribution, base value multiplied by 1.1 e Wrong edge

Rank	Name	Nation	Starting Number	Total Segment Score	Total Element Score	Program Score (factored)	Total Component Score (factored)	Total Deductions
18	Анастасия ШИШОВА	CAM	3	23.89	6.50		20.39	-3.00

#	Executed Elements	Info	Base Value	GOE	J1	J2	J3	J4	J5	J6	J7	J8	J9	Ref	Scores of Panel
1	1A		1.10	0.00	0	0	0	0	0						1.10
2	2S<<+2Lo<<	<<	0.90	-0.20	-4	-4	-4	-4	-3						0.70
3	FSSp		0.00	0.00	-	-	-	-	-						0.00
4	StSqB		1.50	0.00	0	-1	0	0	0						1.50
5	2F<<	<<	0.50	-0.25	-5	-5	-5	-5	-4						0.25
6	CCoSp1		2.00	0.00	0	0	0	0	0						2.00
7	2Lz<<	<<	0.66	x -0.30	-5	-5	-5	-5	-5						0.36
8	2S<<	<<	0.44	x -0.15	-5	-4	-4	-2	-3						0.29
9	2Lo<<	<<	0.55	x -0.25	-5	-5	-5	-5	-5						0.30
			7.65											6.50	
Program Components				Factor											
Skating Skills				1.80	2.75	2.50	2.75	3.00	3.25					2.83	
Transitions				1.80	2.50	2.75	2.75	2.75	3.00					2.75	
Performance				1.80	2.50	3.00	2.75	2.75	3.00					2.83	
Composition				1.80	-	-	-	-	-					-	
Interpretation of the Music				1.80	2.50	3.00	2.75	3.00	3.25					2.92	
Judges Total Program Component Score (factored)														20.39	

Deductions	Falls: -3.00	-3.00
-------------------	--------------	--------------

<< Downgraded jump x Credit for highlight distribution, base value multiplied by 1.1

printed: 09.12.2020 13:11:15

**СОРЕВНОВАНИЯ САМАРСКОЙ ОБЛАСТИ
«СОЗВЕЗДИЕ ЮНЫХ»**

среди юниоров 12-21 год, юниорок 12-19 лет, юношей 10-19 лет, девушек 10-17 лет,
(одиночное катание, танцы на льду, синхронное катание) по фигурному катанию на коньках

г. Самара, ФСК «Орбита»

08 – 09 декабря 2020г.

**ОДИНОЧНОЕ КАТАНИЕ
2 СПОРТИВНЫЙ РАЗРЯД
ЮНОШИ**



1 место *Андреянов Кирилл*

ГАУ «СШОР № 1» г. Самара

2 место *Лялько Александр*

ГАУ «СШОР № 1» г. Самара

3 место *Соколовский Дмитрий*

МБУ ДО «ДЮСШ № 10» г.о. Самара

**СОРЕВНОВАНИЯ САМАРСКОЙ ОБЛАСТИ
«СОЗВЕЗДИЕ ЮНЫХ»**

среди юниоров 12-21 год, юниорок 12-19 лет, юношей 10-19 лет, девушек 10-17 лет,
(одиночное катание, танцы на льду, синхронное катание) по фигурному катанию на коньках

г. Самара, ФСК «Орбита»

08 – 09 декабря 2020г.

**ОДИНОЧНОЕ КАТАНИЕ
2 СПОРТИВНЫЙ РАЗРЯД
ЮНОШИ**

ОКОНЧАТЕЛЬНЫЕ РЕЗУЛЬТАТЫ

ОК	КП	ПП	Фамилия Имя	Год рожде ния	Организация	Город	Очки
1	1	1	Андреянов Кирилл	2011	ГАУ «СШОР № 1»	Самара	81,70
2	2	2	Лялько Александр	2010	ГАУ «СШОР № 1»	Самара	74,23
3	3	3	Соколовский Дмитрий	2008	МБУ ДО «ДЮСШ № 10» г.о. Самара	Самара	48,51

Технический контролёр



Бердникова Елена

Самара

ВК

Старший судья



Харчева Ольга

Самара

ВК

Главный судья,
председатель судейской коллегии



Юнусова Елизавета

Самара

ВК

Президент СООО «Федерация фигурного
катания на коньках»



Богуш Вера

Самара

ВК

2 СПОРТИВНЫЙ РАЗРЯД ЮНОШ И

RESULT DETAILS SHORT PROGRAM

Pl.	Name	Nation	Total Segment Score =	Total Element Score +	Tot. Prog. Comp. Score * +	SS	TR	PE	CO	IN	Deduct. -
1	Кирилл АНДРЕЯНОВ	CAM	34.26	16.92	17.34	4.25	4.17	4.50	0.00	4.42	0.00
2	Александр ЛЯЛЬКО	CAM	29.47	13.47	16.00	4.00	3.92	4.00	0.00	4.08	0.00
3	Дмитрий СОКОЛОВСКИЙ	CAM	16.91	4.08	12.83	3.25	3.00	3.25	0.00	3.33	0.00

SS = Skating Skills

TR = Transitions

PE = Performance

CO = Composition

IN = Interpretation of the Music

* = factored score

Printed: 08.12.2020 14:10:44

2 СПОРТИВНЫЙ РАЗРЯД ЮНОШ И SHORT PROGRAM

JUDGES DETAILS PER SKATER

Rank	Name	Nation	Starting Number	Total Segment Score	Total Element Score	Program Component Score (factored)	Total Deductions
1	Кирилл АНДРЕЯНОВ	CAM	3	34.26	16.92	17.34	0.00

#	Executed Elements	Info	Base Value	GOE	J1	J2	J3	J4	J5	J6	J7	J8	J9	Ref	Scores of Panel
1	CSSp3		2.60	0.61	2	3	2	3	2						3.21
2	2A<	<	2.64	-1.32	-5	-5	-5	-5	-5						1.32
3	2F		1.80	0.24	1	2	0	2	1						2.04
4	StSq2		2.60	0.52	1	3	2	2	2						3.12
5	2Lz+2T		3.74	x -0.21	-1	-1	-1	-1	0						3.53
6	CCoSp3		3.00	0.70	2	3	2	3	2						3.70
			16.38												16.92
	Program Components			Factor											
	Skating Skills			1.00	4.25	4.25	4.25	4.25	4.25						4.25
	Transitions			1.00	3.75	4.25	4.25	4.00	4.25						4.17
	Performance			1.00	4.50	4.50	4.50	4.25	4.50						4.50
	Composition			1.00	-	-	-	-	-						
	Interpretation of the Music			1.00	4.50	4.50	4.25	4.50	4.25						4.42
	Judges Total Program Component Score (factored)														17.34
	Deductions														0.00

< Under-rotated jump x Credit for highlight distribution, base value multiplied by 1.1

Rank	Name	Nation	Starting Number	Total Segment Score	Total Element Score	Program Component Score (factored)	Total Deductions
2	Александр ЛЯЛЬКО	CAM	4	29.47	13.47	16.00	0.00

#	Executed Elements	Info	Base Value	GOE	J1	J2	J3	J4	J5	J6	J7	J8	J9	Ref	Scores of Panel
1	CSSp1		1.90	0.19	1	1	1	2	1						2.09
2	1A		1.10	0.11	0	1	1	1	1						1.21
3	StSqB		1.50	0.00	0	0	0	0	0						1.50
4	2F		1.80	0.06	0	0	0	1	1						1.86
5	2Lo+2T		3.30	x 0.11	0	0	1	2	1						3.41
6	CCoSp3		3.00	0.40	0	2	2	1	1						3.40
			12.60												13.47
	Program Components			Factor											
	Skating Skills			1.00	4.00	3.75	4.00	4.00	4.00						4.00
	Transitions			1.00	3.75	3.75	4.25	4.00	4.00						3.92
	Performance			1.00	3.75	4.00	4.00	4.00	4.25						4.00
	Composition			1.00	-	-	-	-	-						
	Interpretation of the Music			1.00	4.00	4.00	4.25	4.25	4.00						4.08
	Judges Total Program Component Score (factored)														16.00
	Deductions														0.00

x Credit for highlight distribution, base value multiplied by 1.1

2 СПОРТИВНЫЙ РАЗРЯД ЮНОШ И SHORT PROGRAM

JUDGES DETAILS PER SKATER

Rank	Name	Nation	Starting Number	Total Segment Score	Total Element Score	Program Component Score (factored)	Total Deductions
3	Дмитрий СОКОЛОВСКИЙ	CAM	2	16.91	4.08	12.83	0.00

#	Executed Elements	Info	Base Value	GOE	J1	J2	J3	J4	J5	J6	J7	J8	J9	Ref	Scores of Panel
1	1A		1.10	0.00	0	0	0	0	0						1.10
2	2Lo<<	<<	0.50	-0.15	-3	-3	-4	-2	-3						0.35
3	SSpB*	*	0.00	0.00	-	-	-	-	-						0.00
4	2S<+2T<<	<<	1.58	x -0.45	-5	-5	-4	-4	-4						1.13
5	CCoSp		0.00	0.00	-	-	-	-	-						0.00
6	StSqB		1.50	0.00	0	0	0	-1	0						1.50
			4.68												4.08
	Program Components			Factor											
	Skating Skills			1.00	3.00	3.25	3.25	3.25	3.25						3.25
	Transitions			1.00	2.75	3.00	3.00	3.00	3.00						3.00
	Performance			1.00	3.25	3.50	3.00	3.25	3.25						3.25
	Composition			1.00	-	-	-	-	-						
	Interpretation of the Music			1.00	3.25	3.25	4.50	3.50	3.00						3.33
	Judges Total Program Component Score (factored)														12.83
	Deductions														0.00

< Under-rotated jump << Downgraded jump * Invalid element x Credit for highlight distribution, base value multiplied by 1.1

printed: 08.12.2020 14:11:06

2 СПОРТИВНЫЙ РАЗРЯД ЮНОШ И

RESULT DETAILS FREE SKATING

Pl.	Name	Nation	Total Segment Score =	Total Element Score +	Tot. Prog. Comp. Score * +	SS	TR	PE	CO	IN	Deduct. -
1	Кирилл АНДРЕЯНОВ	CAM	47.44	16.76	32.68	4.58	4.33	4.58	0.00	4.67	2.00
2	Александр ЛЯЛЬКО	CAM	44.76	16.86	27.90	3.83	3.75	4.00	0.00	3.92	0.00
3	Дмитрий СОКОЛОВСКИЙ	CAM	31.60	6.85	24.75	3.50	3.33	3.42	0.00	3.50	0.00

SS = Skating Skills

TR = Transitions

PE = Performance

CO = Composition

IN = Interpretation of the Music

* = factored score

Printed: 09.12.2020 13:09:34

2 СПОРТИВНЫЙ РАЗРЯД ЮНОШ И FREE SKATING

JUDGES DETAILS PER SKATER

Rank	Name	Nation	Starting Number	Total Segment Score	Total Element Score	Program Score (factored)	Total Component Score (factored)	Total Deductions
1	Кирилл АНДРЕЯНОВ	CAM	3	47.44	16.76		32.68	-2.00

#	Executed Elements	Info	Base Value	GOE	J1	J2	J3	J4	J5	J6	J7	J8	J9	Ref	Scores of Panel
1	2A		3.30	-1.65	-5	-5	-5	-5	-5						1.65
2	FCSSp3		2.60	0.35	1	1	1	3	2						2.95
3	StSq3		3.30	0.66	1	3	2	2	2						3.96
4	3S<<	<<	1.30	-0.30	-3	-2	-4	-2	-1						1.00
5	2Fe+2T	e	2.74	-0.43	-3	-3	-3	-3	-2						2.31
6	2A<	<	2.90	x -1.32	-5	-5	-5	-5	-5						1.58
7	2Lo		1.87	x 0.00	0	0	0	0	0						1.87
8	2Fe	e	1.58	x -0.14	-1	0	-1	-1	-1						1.44
9	CCoSp		0.00	0.00	-	-	-	-	-						0.00
			19.59												16.76
Program Components			Factor												
Skating Skills			1.80		4.50	4.75	4.25	4.50	4.75						4.58
Transitions			1.80		4.00	4.50	4.25	4.25	4.50						4.33
Performance			1.80		4.50	4.75	4.50	4.50	5.00						4.58
Composition			1.80		-	-	-	-	-						-
Interpretation of the Music			1.80		4.50	4.50	4.50	5.00	5.00						4.67
Judges Total Program Component Score (factored)															32.68

Deductions	Falls: -2.00	-2.00
-------------------	--------------	--------------

< Under-rotated jump << Downgraded jump x Credit for highlight distribution, base value multiplied by 1.1 e Wrong edge

Rank	Name	Nation	Starting Number	Total Segment Score	Total Element Score	Program Score (factored)	Total Component Score (factored)	Total Deductions
2	Александр ЛЯЛЬКО	CAM	2	44.76	16.86		27.90	0.00

#	Executed Elements	Info	Base Value	GOE	J1	J2	J3	J4	J5	J6	J7	J8	J9	Ref	Scores of Panel
1	1A		1.10	0.11	1	1	1	1	1						1.21
2	2S+1T		1.70	-0.43	-5	-4	-3	-3	-3						1.27
3	FCSSp1		1.90	0.13	0	0	1	1	1						2.03
4	2F+1A+SEQ		2.32	0.06	0	0	0	2	1						2.38
5	CCoSp3		3.00	0.10	0	0	0	1	1						3.10
6	2Lz	x	2.31	-0.84	-4	-4	-4	-3	-4						1.47
7	StSq1		1.80	0.00	0	0	0	0	0						1.80
8	2Lo	x	1.87	0.17	1	1	1	1	1						2.04
9	2T	x	1.43	0.13	1	1	1	1	0						1.56
			17.43												16.86
Program Components			Factor												
Skating Skills			1.80		3.75	3.50	3.75	4.00	4.00						3.83
Transitions			1.80		3.50	3.75	3.75	4.00	3.75						3.75
Performance			1.80		3.50	3.75	4.00	4.25	4.25						4.00
Composition			1.80		-	-	-	-	-						-
Interpretation of the Music			1.80		3.75	3.75	4.00	4.25	4.00						3.92
Judges Total Program Component Score (factored)															27.90

Deductions		0.00
-------------------	--	-------------

x Credit for highlight distribution, base value multiplied by 1.1

2 СПОРТИВНЫЙ РАЗРЯД ЮНОШ И FREE SKATING

JUDGES DETAILS PER SKATER

Rank	Name	Nation	Starting Number	Total Segment Score	Total Element Score	Program Component Score (factored)	Total Deductions
3	Дмитрий СОКОЛОВСКИЙ	CAM	1	31.60	6.85	24.75	0.00

#	Executed Elements	Info	Base Value	GOE	J1	J2	J3	J4	J5	J6	J7	J8	J9	Ref	Scores of Panel	
1	1A		1.10	0.00	0	0	0	0	0						1.10	
2	2Lo<<<+2T<<	<<	0.90	-0.20	-4	-4	-4	-4	-3						0.70	
3	SSpB*	*	0.00	0.00	-	-	-	-	-						0.00	
4	2S		1.30	0.00	0	0	0	0	0						1.30	
5	CSpB*	*	0.00	0.00	-	-	-	-	-						0.00	
6	StSqB		1.50	0.00	-1	0	0	0	0						1.50	
7	2Lo<<	<<	0.55	x -0.15	-3	-3	-4	-3	-3						0.40	
8	2S+2T<<	<<	1.87	x -0.39	-3	-2	-4	-3	-3						1.48	
9	2F<<	<<	0.55	x -0.18	-3	-4	-4	-4	-3						0.37	
			7.77												6.85	
Program Components			Factor													
Skating Skills			1.80		3.25	3.50	3.50	3.50	3.50						3.50	
Transitions			1.80		3.00	3.50	3.50	3.25	3.25						3.33	
Performance			1.80		3.25	3.50	3.50	3.25	3.50						3.42	
Composition			1.80		-	-	-	-	-						-	
Interpretation of the Music			1.80		3.25	3.50	3.50	3.50	3.50						3.50	
Judges Total Program Component Score (factored)																24.75

Deductions	0.00
-------------------	-------------

<< Downgraded jump * Invalid element x Credit for highlight distribution, base value multiplied by 1.1

printed: 09.12.2020 13:09:52

**СОРЕВНОВАНИЯ САМАРСКОЙ ОБЛАСТИ
«СОЗВЕЗДИЕ ЮНЫХ»**

среди юниоров 12-21 год, юниорок 12-19 лет, юношей 10-19 лет, девушек 10-17 лет,
(одиночное катание, танцы на льду, синхронное катание) по фигурному катанию на коньках

г. Самара, ФСК «Орбита»



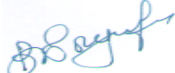
08 – 09 декабря 2020г.

ОДИНОЧНОЕ КАТАНИЕ

**1 СПОРТИВНЫЙ РАЗРЯД
ДЕВУШКИ, ЮНОШИ**

СПРАВКА

**о составе и квалификации судейской коллегии согласно приказу
Министерства спорта России от 20 февраля 2017 года № 108**

Технический контролер	Юнусова Елизавета	Самара	ВК
Технический специалист	Керша Павел	Тольятти	1К
Ассистент технического специалиста	Панюкова Елена	Тольятти	ВК
Старший судья	Беляшова Галина	Самара	ВК
Судьи	1 Беляшова Галина	Самара	ВК
	2 Коржов Илья	Тольятти	1К
	3 Харчева Ольга	Самара	ВК
	4 Непеина Мария	Сызрань	1К
	5 Терентьева Елизавета	Самара	1К
Оператор ввода данных	Мадонова Галина	Самара	2К
Оператор видеоповтора	Илюхина Оксана	Самара	1К
Видеооператор	Чебурахина Дарья	Самара	1К
Судья при участниках	Воргодяева(Островская) Алена	Самара	2К
Главный судья, председатель судейской коллегии	 Юнусова Елизавета	Самара	ВК
Главный секретарь	 Головастова Наталия	Самара	1К
Президент СООО «Федерация фигурного катания на коньках»	 Богуш Вера	Самара	ВК

**СОРЕВНОВАНИЯ САМАРСКОЙ ОБЛАСТИ
«СОЗВЕЗДИЕ ЮНЫХ»**

среди юниоров 12-21 год, юниорок 12-19 лет, юношей 10-19 лет, девушек 10-17 лет,
(одиночное катание, танцы на льду, синхронное катание) по фигурному катанию на коньках

г. Самара, ФСК «Орбита»

08 – 09 декабря 2020г.

**ОДИНОЧНОЕ КАТАНИЕ
1 СПОРТИВНЫЙ РАЗРЯД
ДЕВУШКИ**



1 место *Пеплова Мелания*

МБУ СШОР №13 г. Тольятти

2 место *Явная Ульяна*

ГАУ «СШОР №1» г. Самара

3 место *Дюмина Арина*

ГАУ «СШОР №1» г. Самара

**СОРЕВНОВАНИЯ САМАРСКОЙ ОБЛАСТИ
«СОЗВЕЗДИЕ ЮНЫХ»**

среди юниоров 12-21 год, юниорок 12-19 лет, юношей 10-19 лет, девушек 10-17 лет,
(одиночное катание, танцы на льду, синхронное катание) по фигурному катанию на коньках

г. Самара, ФСК «Орбита»

08 – 09 декабря 2020г.

**ОДИНОЧНОЕ КАТАНИЕ
1 СПОРТИВНЫЙ РАЗРЯД
ДЕВУШКИ**

ОКОНЧАТЕЛЬНЫЕ РЕЗУЛЬТАТЫ

ОК	КП	ПП	Фамилия Имя	Год рожде ния	Организация	Город	Очки
1	1	1	Пеплова Мелания	2008	МБУ СШОР №13	Тольятти	128,48
2	2	2	Явная Ульяна	2009	ГАУ «СШОР №1»	Самара	122,04
3	4	3	Дюмина Арина	2009	ГАУ «СШОР №1»	Самара	116,16
4	3	6	Герасимова Дарья	2008	ГАУ «СШОР № 1»	Тольятти	114,24
5	6	4	Вертай Арина	2009	ГАУ «СШОР №1»	Самара	114,20
6	5	5	Самсонова Варвара	2009	ГАУ «СШОР №1»	Самара	112,93
7	8	8	Воробьёва Полина	2008	ГАУ «СШОР №1»	Тольятти	107,07
8	11	7	Шалыгина Виталина	2009	ГАУ «СШОР №1»	Самара	105,29
9	9	9	Сантимова Евгения	2008	МБУ ДО «ДЮСШ № 10» г.о. Самара	Самара	103,79
10	10	11	Адамко Дарья	2008	ГАУ «СШОР №1»	Тольятти	102,73
11	12	10	Сидорина Злата	2007	ГАУ «СШОР №1»	Самара	101,85
12	7	13	Зверева Татьяна	2007	ГАУ «СШОР №1»	Тольятти	101,67
13	13	12	Молохова Маргарита	2008	ГАУ «СШОР № 1»	Тольятти	100,90
14	14	14	Золотова Ева	2009	ГАУ «СШОР № 1»	Тольятти	94,54
15	16	15	Сергеева Анна	2008	ГАУ «СШОР №1»	Самара	81,80
16	19	16	Сотникова Милана	2005	МАУ «Ледовый дворец» г.Отрадный	Отрадный	80,47
17	17	17	Карасева Ульяна	2004	МБУ ДО «ДЮСШ № 10» г.о. Самара	Самара	80,12
18	18	19	Мельникова Полина	2008	ГАУ «СШОР №1»	Самара	75,22
19	20	18	Морозова Арина	2006	МАУ «Ледовый дворец» г.Отрадный	Отрадный	75,16
20	15	20	Мячина Елизавета	2008	МБУ ДО «ДЮСШ № 10» г.о. Самара	Самара	67,43

Технический контролёр



Юнусова Елизавета Самара ВК

Старший судья




Беляшова Галина Самара ВК

Главный судья,
председатель судейской коллегии



Юнусова Елизавета Самара ВК

Президент СООО «Федерация фигурного
катания на коньках»



Богущ Вера Самара ВК

1 СПОРТИВНЫЙ РАЗРЯД ДЕВУШКИ

RESULT DETAILS SHORT PROGRAM

Pl.	Name	Nation	Total Segment Score =	Total Element Score +	Tot. Prog. Comp. Score * +	SS	TR	PE	CO	IN	Deduct. -
1	Милания ПЕПЛОВА	ТОЛ	44.22	23.54	20.68	5.17	4.92	5.17	5.25	5.33	0.00
2	Ульяна ЯВНАЯ	САМ	41.22	21.08	20.14	5.08	4.83	4.92	5.17	5.17	0.00
3	Дарья ГЕРАСИМОВА	ТОЛ	41.18	20.80	20.38	5.08	4.83	5.08	5.25	5.25	0.00
4	Арина ДЮМИНА	САМ	39.31	21.43	18.88	4.75	4.50	4.92	4.67	4.75	1.00
5	Варвара САМСОНОВА	САМ	38.36	18.62	19.74	4.83	4.67	4.92	5.08	5.17	0.00
6	Арина ВЕРТАЙ	САМ	38.35	18.69	19.66	4.75	4.67	5.08	5.08	5.00	0.00
7	Татьяна ЗВЕРЕВА	ТОЛ	37.42	19.90	17.52	4.50	4.25	4.33	4.33	4.50	0.00
8	Полина ВОРОБЬЕВА	ТОЛ	36.64	18.44	19.20	4.75	4.50	5.00	4.83	4.92	1.00
9	Евгения САНТИМОВА	САМ	35.05	19.45	15.60	3.75	3.75	4.00	4.00	4.00	0.00
10	Дарья АДАМКО	ТОЛ	34.84	17.46	17.38	4.33	4.25	4.33	4.33	4.50	0.00
11	Виталина ШАЛЫГИНА	САМ	34.61	17.69	16.92	4.25	4.00	4.25	4.33	4.33	0.00
12	Злата СИДОРИНА	ОТР	33.84	17.70	16.14	3.92	3.83	4.17	4.08	4.17	0.00
13	Маргарита МОЛОХОВА	ТОЛ	33.81	15.35	18.46	4.58	4.33	4.67	4.75	4.75	0.00
14	Ева ЗОЛОТОВА	ТОЛ	33.01	15.95	17.06	4.25	4.08	4.25	4.33	4.42	0.00
15	Елизавета МЯЧИНА	САМ	28.39	14.05	14.34	3.58	3.42	3.58	3.67	3.67	0.00
16	Анна СЕРГЕЕВА	САМ	27.40	12.08	16.32	4.08	3.83	4.00	4.25	4.25	1.00
17	Ульяна КАРАСЕВА	САМ	27.23	19.03	8.20	2.00	2.00	2.25	2.00	2.00	0.00
18	Полина МЕЛЬНИКОВА	САМ	27.18	9.84	17.34	4.17	3.92	4.58	4.50	4.50	0.00
19	Милана СОТНИКОВА	ОТР	26.42	19.08	7.34	1.92	1.92	1.83	1.75	1.75	0.00
20	Арина МОРОЗОВА	ОТР	26.29	19.03	7.26	2.00	1.83	1.75	1.75	1.75	0.00

SS = Skating Skills

TR = Transitions

PE = Performance

CO = Composition

IN = Interpretation of the Music

* = factored score

Printed: 08.12.2020 21:34:20

1 СПОРТИВНЫЙ РАЗРЯД ДЕВУШКИ SHORT PROGRAM

JUDGES DETAILS PER SKATER

Rank	Name	Nation	Starting Number	Total Segment Score	Total Element Score	Program Score (factored)	Total Component Score (factored)	Total Deductions
1	Милания ПЕПЛОВА	ТОЛ	6	44.22	23.54		20.68	0.00

#	Executed Elements	Info	Base Value	GOE	J1	J2	J3	J4	J5	J6	J7	J8	J9	Ref	Scores of Panel
1	3S<	<	3.44	-0.23	-2	0	0	-1	-1						3.21
2	2A		3.30	0.66	0	2	2	2	2						3.96
3	CCoSp4		3.50	0.70	2	3	2	2	2						4.20
4	StSq2		2.60	0.43	1	2	1	2	2						3.03
5	2Lz+2T<	<	3.45	x -0.63	-3	-3	-3	-3	-2						2.82
6	FCSp3		2.80	0.28	0	1	1	2	1						3.08
7	LSp4		2.70	0.54	1	2	2	2	2						3.24
			21.79												23.54
Program Components				Factor											
	Skating Skills			0.80	5.00	5.25	5.00	5.50	5.25						5.17
	Transitions			0.80	4.50	5.00	4.75	5.25	5.00						4.92
	Performance			0.80	4.50	5.00	5.25	5.50	5.25						5.17
	Composition			0.80	4.75	5.25	5.00	5.75	5.50						5.25
	Interpretation of the Music			0.80	5.00	5.25	5.25	5.75	5.50						5.33
	Judges Total Program Component Score (factored)														20.68

Deductions

0.00

< Under-rotated jump x Credit for highlight distribution, base value multiplied by 1.1

Rank	Name	Nation	Starting Number	Total Segment Score	Total Element Score	Program Score (factored)	Total Component Score (factored)	Total Deductions
2	Ульяна ЯВНАЯ	CAM	9	41.22	21.08		20.14	0.00

#	Executed Elements	Info	Base Value	GOE	J1	J2	J3	J4	J5	J6	J7	J8	J9	Ref	Scores of Panel
1	2A		3.30	-0.33	-1	-1	-1	-1	-1						2.97
2	FSSp4		3.00	0.30	1	1	1	1	1						3.30
3	2F		1.80	0.12	0	1	1	0	1						1.92
4	CCoSp4		3.50	0.58	1	2	1	2	2						4.08
5	2Lz+2T		3.74	x -0.14	0	-1	-1	-1	0						3.60
6	LSp2		1.90	0.19	1	1	2	1	1						2.09
7	StSq2		2.60	0.52	2	2	1	2	2						3.12
			19.84												21.08
Program Components				Factor											
	Skating Skills			0.80	5.00	5.00	5.00	5.25	5.25						5.08
	Transitions			0.80	4.50	4.75	4.75	5.00	5.00						4.83
	Performance			0.80	4.50	4.75	5.00	5.00	5.25						4.92
	Composition			0.80	5.00	5.00	5.00	5.50	5.50						5.17
	Interpretation of the Music			0.80	5.00	5.00	5.00	5.50	5.50						5.17
	Judges Total Program Component Score (factored)														20.14

Deductions

0.00

x Credit for highlight distribution, base value multiplied by 1.1

1 СПОРТИВНЫЙ РАЗРЯД ДЕВУШКИ SHORT PROGRAM

JUDGES DETAILS PER SKATER

Rank	Name	Nation	Starting Number	Total Segment Score	Total Element Score	Program Score (factored)	Total Component Score (factored)	Total Deductions
3	Дарья ГЕРАСИМОВА	ТОЛ	14	41.18	20.80		20.38	0.00

#	Executed Elements	Info	Base Value	GOE	J1	J2	J3	J4	J5	J6	J7	J8	J9	Ref	Scores of Panel
1	3S<	<	3.44	-0.23	-2	0	1	-1	-1						3.21
2	2A	q	3.30	-0.66	-1	-2	-2	-2	-2						2.64
3	CCoSp4		3.50	0.47	2	1	2	1	1						3.97
4	FCSp1		1.90	0.32	1	1	2	2	2						2.22
5	StSq2		2.60	0.35	1	1	0	2	2						2.95
6	2F+2T	x	3.41	-0.24	0	0	-3	-2	-2						3.17
7	LSp3		2.40	0.24	1	1	1	1	1						2.64
			20.55											20.80	
Program Components				Factor											
Skating Skills				0.80	5.00	5.00	5.00	5.25	5.25						5.08
Transitions				0.80	4.50	4.75	4.75	5.00	5.00						4.83
Performance				0.80	5.00	5.00	5.00	5.50	5.25						5.08
Composition				0.80	5.25	5.25	5.00	5.50	5.25						5.25
Interpretation of the Music				0.80	5.25	5.25	5.25	5.25	5.25						5.25
Judges Total Program Component Score (factored)														20.38	

Deductions**0.00**

< Under-rotated jump x Credit for highlight distribution, base value multiplied by 1.1 q Jump landed on the quarter

Rank	Name	Nation	Starting Number	Total Segment Score	Total Element Score	Program Score (factored)	Total Component Score (factored)	Total Deductions
4	Арина ДЮМИНА	CAM	15	39.31	21.43		18.88	-1.00

#	Executed Elements	Info	Base Value	GOE	J1	J2	J3	J4	J5	J6	J7	J8	J9	Ref	Scores of Panel
1	2A		3.30	0.33	0	1	1	1	1						3.63
2	2Lz		2.10	0.00	0	0	1	0	0						2.10
3	LSp2		1.90	0.38	2	2	2	2	2						2.28
4	StSq2		2.60	0.26	1	1	0	1	2						2.86
5	2F+2T	x	3.41	0.00	0	0	0	0	0						3.41
6	FSSp4		3.00	0.30	1	1	1	1	2						3.30
7	CCoSp4		3.50	0.35	1	1	1	1	2						3.85
			19.81											21.43	
Program Components				Factor											
Skating Skills				0.80	4.75	4.50	4.75	4.75	5.00						4.75
Transitions				0.80	4.50	4.50	4.50	4.50	4.75						4.50
Performance				0.80	5.00	4.75	4.50	5.00	5.00						4.92
Composition				0.80	4.75	4.50	4.50	4.75	5.00						4.67
Interpretation of the Music				0.80	5.00	4.50	4.75	4.00	5.00						4.75
Judges Total Program Component Score (factored)														18.88	

Deductions

Time violation: -1.00

-1.00

x Credit for highlight distribution, base value multiplied by 1.1

1 СПОРТИВНЫЙ РАЗРЯД ДЕВУШКИ SHORT PROGRAM

JUDGES DETAILS PER SKATER

Rank	Name	Nation	Starting Number	Total Segment Score	Total Element Score	Program Component Score (factored)	Total Deductions
5	Варвара САМСОНОВА	CAM	17	38.36	18.62	19.74	0.00

#	Executed Elements	Info	Base Value	GOE	J1	J2	J3	J4	J5	J6	J7	J8	J9	Ref	Scores of Panel
1	2A<<	<<	1.10	-0.37	-4	-4	-3	-3	-3						0.73
2	StSq2		2.60	0.26	1	1	1	1	1						2.86
3	LSp4		2.70	0.36	2	2	1	1	1						3.06
4	FSSp2		2.30	0.15	2	1	0	0	1						2.45
5	2F		1.80	0.06	0	1	1	0	0						1.86
6	2Lz+2T		3.74	x 0.07	0	0	0	1	1						3.81
7	CCoSp4		3.50	0.35	1	1	1	1	1						3.85
			17.74												18.62
Program Components				Factor											
	Skating Skills			0.80	5.00	5.00	4.75	4.75	4.75						4.83
	Transitions			0.80	4.50	4.75	4.50	4.75	4.75						4.67
	Performance			0.80	4.75	4.75	5.00	5.00	5.25						4.92
	Composition			0.80	5.00	5.00	5.00	5.25	5.25						5.08
	Interpretation of the Music			0.80	5.00	5.00	5.25	5.25	5.25						5.17
	Judges Total Program Component Score (factored)														19.74

Deductions

0.00

<< Downgraded jump x Credit for highlight distribution, base value multiplied by 1.1

Rank	Name	Nation	Starting Number	Total Segment Score	Total Element Score	Program Component Score (factored)	Total Deductions
6	Арина ВЕРТАЙ	CAM	20	38.35	18.69	19.66	0.00

#	Executed Elements	Info	Base Value	GOE	J1	J2	J3	J4	J5	J6	J7	J8	J9	Ref	Scores of Panel
1	2Lze+2Lo	e	3.38	-0.28	-2	0	-1	-2	-2						3.10
2	LSp4		2.70	0.45	2	1	2	1	2						3.15
3	StSq2		2.60	0.09	1	0	0	0	1						2.69
4	2A<<	<<	1.10	-0.33	-4	-3	-3	-3	-2						0.77
5	FSSp3		2.60	0.26	2	1	1	1	1						2.86
6	2F		1.98	x 0.06	0	0	0	1	1						2.04
7	CCoSp4		3.50	0.58	2	1	1	2	2						4.08
			17.86												18.69
Program Components				Factor											
	Skating Skills			0.80	5.00	4.75	4.75	4.75	4.75						4.75
	Transitions			0.80	4.50	4.50	4.75	4.75	4.75						4.67
	Performance			0.80	4.75	4.75	5.25	5.25	5.25						5.08
	Composition			0.80	4.75	5.00	5.00	5.25	5.25						5.08
	Interpretation of the Music			0.80	5.00	5.00	5.25	5.00	5.00						5.00
	Judges Total Program Component Score (factored)														19.66

Deductions

0.00

<< Downgraded jump x Credit for highlight distribution, base value multiplied by 1.1 e Wrong edge

1 СПОРТИВНЫЙ РАЗРЯД ДЕВУШКИ SHORT PROGRAM

JUDGES DETAILS PER SKATER

Rank	Name	Nation	Starting Number	Total Segment Score	Total Element Score	Program Score (factored)	Total Component Score (factored)	Total Deductions
7	Татьяна ЗВЕРЕВА	ТОЛ	5	37.42	19.90		17.52	0.00

#	Executed Elements	Info	Base Value	GOE	J1	J2	J3	J4	J5	J6	J7	J8	J9	Ref	Scores of Panel
1	2F+2Lo		3.50	0.18	1	1	1	1	2						3.68
2	2A<	<	2.64	-0.53	-2	-2	-2	-2	-2						2.11
3	FCSp2		2.30	0.31	0	1	1	2	2						2.61
4	StSq2		2.60	0.26	0	1	1	1	1						2.86
5	2Lz	x	2.31	0.21	0	1	1	1	1						2.52
6	CCoSp4		3.50	0.12	1	1	0	0	0						3.62
7	SSp4		2.50	0.00	0	0	0	1	0						2.50
			19.35												19.90
	Program Components			Factor											
	Skating Skills			0.80	4.25	4.50	4.50	4.50	4.75						4.50
	Transitions			0.80	3.75	4.25	4.25	4.25	4.50						4.25
	Performance			0.80	4.25	4.25	4.50	4.00	4.50						4.33
	Composition			0.80	4.25	4.50	4.25	4.25	4.50						4.33
	Interpretation of the Music			0.80	4.50	4.50	4.50	4.50	4.50						4.50
	Judges Total Program Component Score (factored)														17.52

Deductions

0.00

< Under-rotated jump x Credit for highlight distribution, base value multiplied by 1.1

Rank	Name	Nation	Starting Number	Total Segment Score	Total Element Score	Program Score (factored)	Total Component Score (factored)	Total Deductions
8	Полина ВОРОБЬЕВА	ТОЛ	16	36.64	18.44		19.20	-1.00

#	Executed Elements	Info	Base Value	GOE	J1	J2	J3	J4	J5	J6	J7	J8	J9	Ref	Scores of Panel
1	2A<	<	2.64	-1.32	-5	-5	-5	-5	-5						1.32
2	2F		1.80	0.18	1	1	0	1	1						1.98
3	FSSp2		2.30	0.23	1	1	1	1	2						2.53
4	2Lz+2Lo	x	4.18	-0.07	1	0	-1	-1	0						4.11
5	LSp3		2.40	0.24	1	1	1	1	1						2.64
6	CCoSp3		3.00	0.00	0	0	0	0	1						3.00
7	StSq2		2.60	0.26	1	1	1	1	1						2.86
			18.92												18.44
	Program Components			Factor											
	Skating Skills			0.80	4.75	4.75	4.75	4.75	4.75						4.75
	Transitions			0.80	4.50	4.50	4.50	4.25	4.50						4.50
	Performance			0.80	5.00	5.00	5.00	5.00	5.00						5.00
	Composition			0.80	4.75	4.75	4.75	5.00	5.00						4.83
	Interpretation of the Music			0.80	4.75	5.00	5.00	4.75	5.00						4.92
	Judges Total Program Component Score (factored)														19.20

Deductions

Falls: -1.00

-1.00

< Under-rotated jump x Credit for highlight distribution, base value multiplied by 1.1

1 СПОРТИВНЫЙ РАЗРЯД ДЕВУШКИ SHORT PROGRAM

JUDGES DETAILS PER SKATER

Rank	Name	Nation	Starting Number	Total Segment Score	Total Element Score	Program Score (factored)	Total Component Score (factored)	Total Deductions
9	Евгения САНТИМОВА	CAM	13	35.05	19.45		15.60	0.00

#	Executed Elements	Info	Base Value	GOE	J1	J2	J3	J4	J5	J6	J7	J8	J9	Ref	Scores of Panel
1	2A<	<	2.64	-0.53	-2	-2	-2	-2	-2						2.11
2	2F+2Lo		3.50	0.06	0	0	1	0	1						3.56
3	LSp4		2.70	0.27	1	1	1	0	1						2.97
4	2Lz	x	2.31	0.00	0	0	0	0	0						2.31
5	CCoSp3		3.00	0.30	0	1	1	1	1						3.30
6	StSq2		2.60	0.00	0	0	0	0	0						2.60
7	FSSp3		2.60	0.00	0	0	0	0	0						2.60
			19.35											19.45	
Program Components			Factor												
Skating Skills			0.80		3.75	3.75	3.75	3.75	3.75						3.75
Transitions			0.80		3.75	3.75	3.75	3.75	3.75						3.75
Performance			0.80		4.00	4.00	3.75	4.00	4.00						4.00
Composition			0.80		4.00	4.00	4.00	4.00	4.00						4.00
Interpretation of the Music			0.80		4.00	4.00	4.00	4.00	4.00						4.00
Judges Total Program Component Score (factored)														15.60	

Deductions

0.00

< Under-rotated jump x Credit for highlight distribution, base value multiplied by 1.1

Rank	Name	Nation	Starting Number	Total Segment Score	Total Element Score	Program Score (factored)	Total Component Score (factored)	Total Deductions
10	Дарья АДАМКО	ТОЛ	8	34.84	17.46		17.38	0.00

#	Executed Elements	Info	Base Value	GOE	J1	J2	J3	J4	J5	J6	J7	J8	J9	Ref	Scores of Panel
1	2A<<	<<	1.10	-0.44	-4	-4	-4	-3	-4						0.66
2	2Lz+2T		3.40	0.00	0	0	-1	0	0						3.40
3	LSp2		1.90	0.19	1	0	1	2	1						2.09
4	StSq2		2.60	0.17	0	1	0	1	1						2.77
5	2F	x	1.98	-0.06	-1	-1	0	0	0						1.92
6	FCSp3		2.80	0.09	0	0	0	1	2						2.89
7	CCoSp4		3.50	0.23	0	1	1	0	1						3.73
			17.28											17.46	
Program Components			Factor												
Skating Skills			0.80		4.00	4.25	4.25	4.50	4.50						4.33
Transitions			0.80		3.75	4.00	4.25	4.50	4.50						4.25
Performance			0.80		4.00	4.25	4.50	4.25	4.75						4.33
Composition			0.80		4.25	4.25	4.25	4.75	4.50						4.33
Interpretation of the Music			0.80		4.25	4.25	4.50	4.75	4.75						4.50
Judges Total Program Component Score (factored)														17.38	

Deductions

0.00

<< Downgraded jump x Credit for highlight distribution, base value multiplied by 1.1

1 СПОРТИВНЫЙ РАЗРЯД ДЕВУШКИ SHORT PROGRAM

JUDGES DETAILS PER SKATER

Rank	Name	Nation	Starting Number	Total Segment Score	Total Element Score	Program Score (factored)	Total Component Score (factored)	Total Deductions
11	Виталина ШАЛЫГИНА	CAM	12	34.61	17.69		16.92	0.00

#	Executed Elements	Info	Base Value	GOE	J1	J2	J3	J4	J5	J6	J7	J8	J9	Ref	Scores of Panel	
1	2F		1.80	0.06	0	1	0	0	1						1.86	
2	LSp3		2.40	0.24	1	1	1	1	1						2.64	
3	FSSp4		3.00	0.40	0	1	2	1	2						3.40	
4	StSq2		2.60	0.09	1	1	0	0	0						2.69	
5	2A<<	<<	1.10	-0.55	-5	-5	-5	-5	-4						0.55	
6	2Lz+2T<	<	3.45	x -0.28	-1	-1	-1	-3	-2						3.17	
7	CCoSp4		3.50	-0.12	0	0	-1	-1	1						3.38	
			17.85												17.69	
Program Components			Factor													
Skating Skills			0.80			4.50	4.50	4.00	4.00	4.25						4.25
Transitions			0.80			4.25	4.25	3.75	3.75	4.00						4.00
Performance			0.80			4.50	4.50	4.00	4.00	4.25						4.25
Composition			0.80			4.75	4.50	4.00	4.25	4.25						4.33
Interpretation of the Music			0.80			4.75	4.50	4.25	4.25	4.25						4.33
Judges Total Program Component Score (factored)																16.92

Deductions	0.00
-------------------	-------------

< Under-rotated jump << Downgraded jump x Credit for highlight distribution, base value multiplied by 1.1

Rank	Name	Nation	Starting Number	Total Segment Score	Total Element Score	Program Score (factored)	Total Component Score (factored)	Total Deductions
12	Злата СИДОРИНА	OTP	4	33.84	17.70		16.14	0.00

#	Executed Elements	Info	Base Value	GOE	J1	J2	J3	J4	J5	J6	J7	J8	J9	Ref	Scores of Panel	
1	2A<	<	2.64	-0.53	-2	-1	-2	-2	-2						2.11	
2	FSSp2		2.30	0.00	1	0	0	0	0						2.30	
3	2Lz+2T		3.40	0.21	1	0	1	1	1						3.61	
4	StSq1		1.80	0.00	0	0	0	0	0						1.80	
5	2F		1.98	x 0.00	0	0	0	0	0						1.98	
6	CCoSp3		3.00	0.20	1	0	1	1	0						3.20	
7	LSp4		2.70	0.00	0	0	0	0	1						2.70	
			17.82												17.70	
Program Components			Factor													
Skating Skills			0.80			4.25	3.75	4.00	4.00	3.75						3.92
Transitions			0.80			4.25	3.75	3.75	4.00	3.75						3.83
Performance			0.80			4.50	4.00	4.00	4.25	4.25						4.17
Composition			0.80			4.50	4.00	4.00	4.25	4.00						4.08
Interpretation of the Music			0.80			4.50	4.00	4.25	4.25	4.00						4.17
Judges Total Program Component Score (factored)																16.14

Deductions	0.00
-------------------	-------------

< Under-rotated jump x Credit for highlight distribution, base value multiplied by 1.1

1 СПОРТИВНЫЙ РАЗРЯД ДЕВУШКИ SHORT PROGRAM

JUDGES DETAILS PER SKATER

Rank	Name	Nation	Starting Number	Total Segment Score	Total Element Score	Program Component Score (factored)	Total Deductions
13	Маргарита МОЛОХОВА	ТОЛ	19	33.81	15.35	18.46	0.00

#	Executed Elements	Info	Base Value	GOE	J1	J2	J3	J4	J5	J6	J7	J8	J9	Ref	Scores of Panel
1	2A<<	<<	1.10	-0.37	-4	-4	-3	-3	-2						0.73
2	2F!	!	1.80	-0.18	-1	-1	-2	-1	0						1.62
3	LSp4		2.70	0.18	0	0	1	1	1						2.88
4	2Lz+2Lo		3.80	-0.21	-1	-1	-1	-1	-1						3.59
5	FCSp1		1.90	0.13	0	0	1	1	1						2.03
6	StSqB		1.50	0.00	0	0	0	0	0						1.50
7	CCoSp3		3.00	0.00	0	0	0	0	1						3.00
			15.80												15.35
	Program Components			Factor											
	Skating Skills			0.80	4.50	4.50	4.75	4.75	4.50						4.58
	Transitions			0.80	4.25	4.25	4.75	4.50	4.25						4.33
	Performance			0.80	4.50	4.25	5.00	5.25	4.50						4.67
	Composition			0.80	4.50	4.50	5.00	5.25	4.75						4.75
	Interpretation of the Music			0.80	4.50	4.50	5.25	5.00	4.75						4.75
	Judges Total Program Component Score (factored)														18.46

Deductions**0.00**

<< Downgraded jump ! Not clear edge

Rank	Name	Nation	Starting Number	Total Segment Score	Total Element Score	Program Component Score (factored)	Total Deductions
14	Ева ЗОЛотоВА	ТОЛ	10	33.01	15.95	17.06	0.00

#	Executed Elements	Info	Base Value	GOE	J1	J2	J3	J4	J5	J6	J7	J8	J9	Ref	Scores of Panel
1	2A<<	<<	1.10	-0.44	-4	-4	-3	-4	-5						0.66
2	2F		1.80	0.06	0	0	0	1	1						1.86
3	LSp4		2.70	0.27	1	2	1	1	1						2.97
4	2Lz+2Lo		3.80	0.00	1	0	0	0	0						3.80
5	StSq2		2.60	0.09	0	0	0	1	1						2.69
6	FCSp1		1.90	0.00	0	-1	-1	1	1						1.90
7	CCoSp1		2.00	0.07	0	0	0	1	1						2.07
			15.90												15.95
	Program Components			Factor											
	Skating Skills			0.80	4.50	4.25	4.25	4.25	4.25						4.25
	Transitions			0.80	4.25	4.25	4.00	4.00	4.00						4.08
	Performance			0.80	4.25	4.25	4.25	4.25	4.25						4.25
	Composition			0.80	4.25	4.50	4.00	4.50	4.25						4.33
	Interpretation of the Music			0.80	4.50	4.25	4.50	4.50	4.25						4.42
	Judges Total Program Component Score (factored)														17.06

Deductions**0.00**

<< Downgraded jump

1 СПОРТИВНЫЙ РАЗРЯД ДЕВУШКИ SHORT PROGRAM

JUDGES DETAILS PER SKATER

Rank	Name	Nation	Starting Number	Total Segment Score	Total Element Score	Program Score (factored)	Total Component Score (factored)	Total Deductions
15	Елизавета МЯЧИНА	CAM	7	28.39	14.05		14.34	0.00

#	Executed Elements	Info	Base Value	GOE	J1	J2	J3	J4	J5	J6	J7	J8	J9	Ref	Scores of Panel
1	CCoSp3		3.00	-0.30	-2	-1	-1	-1	-1						2.70
2	2Lz<+2Lo<	<	3.04	-0.84	-5	-5	-5	-5	-5						2.20
3	2F		1.80	0.00	0	0	0	0	0						1.80
4	FSSp2		2.30	-0.23	-1	-1	-1	-1	0						2.07
5	2A<<	<<	1.21	x -0.37	-3	-4	-3	-4	-3						0.84
6	LSp2		1.90	-0.06	-1	-1	0	0	0						1.84
7	StSq2		2.60	0.00	0	0	0	0	0						2.60
			15.85												14.05
Program Components				Factor											
Skating Skills				0.80	3.75	3.75	3.50	3.25	3.50						3.58
Transitions				0.80	3.50	3.50	3.50	3.25	3.25						3.42
Performance				0.80	3.75	3.50	3.75	3.00	3.50						3.58
Composition				0.80	3.75	3.75	3.75	3.00	3.50						3.67
Interpretation of the Music				0.80	4.00	3.75	3.75	3.25	3.50						3.67
Judges Total Program Component Score (factored)															14.34

Deductions**0.00**

< Under-rotated jump << Downgraded jump x Credit for highlight distribution, base value multiplied by 1.1

Rank	Name	Nation	Starting Number	Total Segment Score	Total Element Score	Program Score (factored)	Total Component Score (factored)	Total Deductions
16	Анна СЕРГЕЕВА	CAM	18	27.40	12.08		16.32	-1.00

#	Executed Elements	Info	Base Value	GOE	J1	J2	J3	J4	J5	J6	J7	J8	J9	Ref	Scores of Panel
1	2Lz<	<	1.68	-0.84	-5	-5	-5	-5	-5						0.84
2	1A*	*	0.00	0.00	-	-	-	-	-						0.00
3	LSp1		1.50	0.00	0	0	0	0	0						1.50
4	2F<+2T<	<	2.73	x -0.29	-2	-2	-2	-2	-2						2.44
5	CCoSp3		3.00	0.20	1	1	0	0	1						3.20
6	StSqB		1.50	0.00	0	0	0	0	0						1.50
7	FSSp3		2.60	0.00	0	0	0	0	0						2.60
			13.01												12.08
Program Components				Factor											
Skating Skills				0.80	4.25	4.25	4.00	4.00	4.00						4.08
Transitions				0.80	4.00	4.00	3.75	3.75	3.75						3.83
Performance				0.80	4.00	4.25	4.00	4.00	4.00						4.00
Composition				0.80	4.25	4.25	4.25	4.25	4.25						4.25
Interpretation of the Music				0.80	4.25	4.25	4.25	4.25	4.00						4.25
Judges Total Program Component Score (factored)															16.32

Deductions

Falls: -1.00

-1.00

< Under-rotated jump * Invalid element x Credit for highlight distribution, base value multiplied by 1.1

1 СПОРТИВНЫЙ РАЗРЯД ДЕВУШКИ SHORT PROGRAM

JUDGES DETAILS PER SKATER

Rank	Name	Nation	Starting Number	Total Segment Score	Total Element Score	Program Score (factored)	Total Component Score (factored)	Total Deductions
17	Ульяна КАРАСЕВА	CAM	2	27.23	19.03		8.20	0.00

#	Executed Elements	Info	Base Value	GOE	J1	J2	J3	J4	J5	J6	J7	J8	J9	Ref	Scores of Panel
1	CCoSp4		3.50	0.35	1	1	1	1	1						3.85
2	FCSp3		2.80	0.00	0	0	0	0	0						2.80
3	2F+2T		3.10	0.00	0	0	0	0	0						3.10
4	2Lo		1.70	0.11	0	0	1	1	1						1.81
5	StSq2		2.60	0.26	1	1	1	1	1						2.86
6	2A<	<	2.90	x -0.53	-2	-2	-2	-2	-2						2.37
7	SSp3		2.10	0.14	0	0	1	1	1						2.24
			18.70											19.03	
Program Components			Factor												
Skating Skills			0.80			2.00	2.00	2.00	2.00	2.00					2.00
Transitions			0.80			2.00	2.00	2.00	2.00	2.00					2.00
Performance			0.80			2.25	2.25	2.25	2.25	2.25					2.25
Composition			0.80			2.00	2.00	2.00	2.00	2.00					2.00
Interpretation of the Music			0.80			2.00	2.00	2.00	2.00	2.00					2.00
Judges Total Program Component Score (factored)															8.20

Deductions	0.00
-------------------	-------------

< Under-rotated jump x Credit for highlight distribution, base value multiplied by 1.1

Rank	Name	Nation	Starting Number	Total Segment Score	Total Element Score	Program Score (factored)	Total Component Score (factored)	Total Deductions
18	Полина МЕЛЬНИКОВА	CAM	21	27.18	9.84		17.34	0.00

#	Executed Elements	Info	Base Value	GOE	J1	J2	J3	J4	J5	J6	J7	J8	J9	Ref	Scores of Panel
1	CCoSp2		2.50	0.08	0	1	0	0	1						2.58
2	2Lz<	<	1.68	-0.84	-5	-5	-5	-5	-5						0.84
3	StSqB		1.50	0.00	0	0	0	0	0						1.50
4	1A	*	1.10	-0.55	-5	-5	-5	-5	-5						0.55
5	LSp1		1.50	0.10	0	0	1	1	1						1.60
6	2F<	<	1.58	x -0.34	-2	-1	-3	-3	-2						1.24
7	FSSpB		1.70	-0.17	-1	-2	-1	-1	-1						1.53
			11.56											9.84	
Program Components			Factor												
Skating Skills			0.80			4.25	4.25	4.25	4.00	4.00					4.17
Transitions			0.80			4.00	4.00	4.00	3.75	3.75					3.92
Performance			0.80			4.25	4.50	4.75	4.75	4.50					4.58
Composition			0.80			4.50	4.25	4.50	4.75	4.50					4.50
Interpretation of the Music			0.80			4.25	4.25	4.75	4.75	4.50					4.50
Judges Total Program Component Score (factored)															17.34

Deductions	0.00
-------------------	-------------

< Under-rotated jump x Credit for highlight distribution, base value multiplied by 1.1

1 СПОРТИВНЫЙ РАЗРЯД ДЕВУШКИ SHORT PROGRAM

JUDGES DETAILS PER SKATER

Rank	Name	Nation	Starting Number	Total Segment Score	Total Element Score	Program Score (factored)	Total Component Score (factored)	Total Deductions
19	Милана СОТНИКОВА	ОТР	1	26.42	19.08		7.34	0.00

#	Executed Elements	Info	Base Value	GOE	J1	J2	J3	J4	J5	J6	J7	J8	J9	Ref	Scores of Panel
1	2A<	<	2.64	-0.53	-2	-2	-2	-2	-2						2.11
2	FCSp3		2.80	0.28	1	1	1	1	1						3.08
3	StSq2		2.60	0.00	0	0	0	0	0						2.60
4	2F+2T		3.10	0.18	1	1	0	1	1						3.28
5	2Lz	x	2.31	0.00	0	0	0	0	0						2.31
6	CCoSp3		3.00	0.30	1	1	2	1	1						3.30
7	LSp3		2.40	0.00	0	0	0	0	0						2.40
			18.85												19.08
	Program Components			Factor											
	Skating Skills			0.80	2.00	1.75	2.00	2.00	1.75						1.92
	Transitions			0.80	2.00	2.00	2.00	1.75	1.75						1.92
	Performance			0.80	2.00	2.00	1.75	1.75	1.75						1.83
	Composition			0.80	2.00	1.75	1.75	1.75	1.75						1.75
	Interpretation of the Music			0.80	2.00	1.75	1.75	1.75	1.75						1.75
	Judges Total Program Component Score (factored)														7.34

Deductions

0.00

< Under-rotated jump x Credit for highlight distribution, base value multiplied by 1.1

Rank	Name	Nation	Starting Number	Total Segment Score	Total Element Score	Program Score (factored)	Total Component Score (factored)	Total Deductions
20	Арина МОРОЗОВА	ОТР	3	26.29	19.03		7.26	0.00

#	Executed Elements	Info	Base Value	GOE	J1	J2	J3	J4	J5	J6	J7	J8	J9	Ref	Scores of Panel
1	2A<	<	2.64	-0.53	-2	-2	-1	-2	-2						2.11
2	FSSp2		2.30	0.08	1	1	0	0	0						2.38
3	2F		1.80	0.00	0	0	0	0	0						1.80
4	2Lz+2T	x	3.74	0.00	0	0	0	0	0						3.74
5	CCoSp3		3.00	0.60	2	2	2	2	2						3.60
6	StSq2		2.60	0.00	0	0	0	0	0						2.60
7	LSp3		2.40	0.40	2	2	2	1	1						2.80
			18.48												19.03
	Program Components			Factor											
	Skating Skills			0.80	2.00	1.75	2.00	2.00	2.00						2.00
	Transitions			0.80	2.00	1.75	2.00	1.75	1.75						1.83
	Performance			0.80	1.75	1.75	1.75	1.75	1.75						1.75
	Composition			0.80	1.75	1.75	1.75	1.75	1.75						1.75
	Interpretation of the Music			0.80	1.75	1.75	1.75	1.75	1.75						1.75
	Judges Total Program Component Score (factored)														7.26

Deductions

0.00

< Under-rotated jump x Credit for highlight distribution, base value multiplied by 1.1

printed: 08.12.2020 21:34:44

1 СПОРТИВНЫЙ РАЗРЯД ДЕВУШКИ

RESULT DETAILS FREE SKATING

Pl.	Name	Nation	Total Segment Score =	Total Element Score +	Tot. Prog. Comp. Score * +	SS	TR	PE	CO	IN	Deduct. -
1	Милания ПЕПЛОВА	ТОЛ	84.26	34.39	49.87	6.42	6.08	6.33	6.17	6.17	0.00
2	Ульяна ЯВНАЯ	САМ	80.82	33.15	48.67	6.00	5.75	6.25	6.25	6.17	1.00
3	Арина ДЮМИНА	САМ	76.85	31.38	45.47	5.75	5.42	5.75	5.83	5.67	0.00
4	Арина ВЕРТАЙ	САМ	75.85	29.99	45.86	5.83	5.58	5.75	5.83	5.67	0.00
5	Варвара САМСОНОВА	САМ	74.57	29.76	44.81	5.58	5.42	5.67	5.67	5.67	0.00
6	Дарья ГЕРАСИМОВА	ТОЛ	73.06	28.80	46.26	5.83	5.50	5.75	6.00	5.83	2.00
7	Виталина ШАЛЫГИНА	САМ	70.68	27.48	43.20	5.50	5.17	5.33	5.50	5.50	0.00
8	Полина ВОРОБЬЕВА	ТОЛ	70.43	27.30	44.13	5.50	5.33	5.58	5.50	5.67	1.00
9	Евгения САНТИМОВА	САМ	68.74	30.21	38.53	4.92	4.50	4.83	5.00	4.83	0.00
10	Злата СИДОРИНА	ОТР	68.01	28.00	40.01	5.00	4.75	4.92	5.17	5.17	0.00
11	Дарья АДАМКО	ТОЛ	67.89	25.35	42.54	5.25	5.17	5.33	5.42	5.42	0.00
12	Маргарита МОЛОХОВА	ТОЛ	67.09	27.63	39.46	4.83	4.50	5.00	5.25	5.08	0.00
13	Татьяна ЗВЕРЕВА	ТОЛ	64.25	30.25	34.00	4.25	4.25	4.25	4.25	4.25	0.00
14	Ева ЗОЛОТОВА	ТОЛ	61.53	24.46	37.07	4.67	4.50	4.50	4.75	4.75	0.00
15	Анна СЕРГЕЕВА	САМ	54.40	19.86	34.54	4.25	4.08	4.42	4.42	4.42	0.00
16	Милана СОТНИКОВА	ОТР	54.05	30.05	24.00	3.00	3.00	3.00	3.00	3.00	0.00
17	Ульяна КАРАСЕВА	САМ	52.89	30.24	22.65	2.83	2.83	2.83	2.83	2.83	0.00
18	Арина МОРОЗОВА	ОТР	48.87	30.47	18.40	2.50	2.25	2.25	2.25	2.25	0.00
19	Полина МЕЛЬНИКОВА	САМ	48.04	16.77	32.27	4.00	4.00	4.00	4.17	4.00	1.00
20	Елизавета МЯЧИНА	САМ	39.04	13.45	31.59	4.00	3.83	3.83	4.08	4.00	6.00

SS = Skating Skills

TR = Transitions

PE = Performance

CO = Composition

IN = Interpretation of the Music

* = factored score

Printed: 09.12.2020 17:29:07

1 СПОРТИВНЫЙ РАЗРЯД ДЕВУШКИ FREE SKATING

JUDGES DETAILS PER SKATER

Rank	Name	Nation	Starting Number	Total Segment Score	Total Element Score	Program Component Score (factored)	Total Deductions
1	Милания ПЕПЛОВА	ТОЛ	22	84.26	34.39	49.87	0.00

#	Executed Elements	Info	Base Value	GOE	J1	J2	J3	J4	J5	J6	J7	J8	J9	Ref	Scores of Panel
1	2A		3.30	-0.22	-1	-1	-1	0	0						3.08
2	3S<	<	3.44	-0.23	-1	0	1	-1	-1						3.21
3	2A+1Eu+2F		5.60	0.33	0	1	1	1	2						5.93
4	CCoSp4		3.50	0.58	2	1	1	2	2						4.08
5	StSq2		2.60	0.26	1	1	1	1	1						2.86
6	2F+2T		3.41	x 0.06	0	0	0	1	1						3.47
7	FCCoSp3		3.00	0.30	1	1	1	1	1						3.30
8	2Lz+2T<	<	3.45	x -0.21	-1	-1	-1	-1	-1						3.24
9	2Lz		2.31	x 0.21	1	1	1	1	1						2.52
10	LSp3		2.40	0.30	1	-	1	1	2						2.70
			33.01												34.39
Program Components				Factor											
Skating Skills				1.60	6.00	6.25	6.50	6.50	6.50						6.42
Transitions				1.60	5.75	5.75	6.25	6.25	6.25						6.08
Performance				1.60	6.00	6.00	6.50	6.50	6.50						6.33
Composition				1.60	5.75	6.00	6.50	6.25	6.25						6.17
Interpretation of the Music				1.60	6.00	6.00	6.50	6.25	6.25						6.17
Judges Total Program Component Score (factored)															49.87

Deductions**0.00**

< Under-rotated jump x Credit for highlight distribution, base value multiplied by 1.1

Rank	Name	Nation	Starting Number	Total Segment Score	Total Element Score	Program Component Score (factored)	Total Deductions
2	Ульяна ЯВНАЯ	CAM	21	80.82	33.15	48.67	-1.00

#	Executed Elements	Info	Base Value	GOE	J1	J2	J3	J4	J5	J6	J7	J8	J9	Ref	Scores of Panel
1	2A+2T		4.60	-0.33	-2	-1	-1	-1	-1						4.27
2	3S<	<	3.44	-1.72	-5	-5	-5	-5	-5						1.72
3	LSp3		2.40	0.24	1	1	1	1	1						2.64
4	StSq2		2.60	0.43	1	2	1	2	2						3.03
5	2F		1.80	0.06	1	1	0	0	0						1.86
6	FSSp4		3.00	0.00	0	0	0	0	1						3.00
7	2A		3.63	x 0.33	1	1	1	1	1						3.96
8	2Lz+1Lo+2T		4.29	x 0.21	0	1	1	1	1						4.50
9	2Lz+2Lo		4.18	x 0.14	1	1	1	0	0						4.32
10	CCoSp4		3.50	0.35	1	1	1	2	1						3.85
			33.44												33.15
Program Components				Factor											
Skating Skills				1.60	6.00	6.00	6.00	6.00	6.00						6.00
Transitions				1.60	5.50	5.75	6.00	5.75	5.75						5.75
Performance				1.60	5.75	6.25	6.25	6.25	6.25						6.25
Composition				1.60	6.00	6.25	6.25	6.25	6.25						6.25
Interpretation of the Music				1.60	6.00	6.25	6.25	6.25	6.00						6.17
Judges Total Program Component Score (factored)															48.67

Deductions

Falls: -1.00

-1.00

< Under-rotated jump x Credit for highlight distribution, base value multiplied by 1.1

1 СПОРТИВНЫЙ РАЗРЯД ДЕВУШКИ FREE SKATING

JUDGES DETAILS PER SKATER

Rank	Name	Nation	Starting Number	Total Segment Score	Total Element Score	Program Component Score (factored)	Total Deductions
3	Арина ДЮМИНА	CAM	19	76.85	31.38	45.47	0.00

#	Executed Elements	Info	Base Value	GOE	J1	J2	J3	J4	J5	J6	J7	J8	J9	Ref	Scores of Panel
1	CCoSp4		3.50	0.47	1	2	2	1	1						3.97
2	2A		3.30	-0.99	-3	-3	-3	-3	-2						2.31
3	2A+2T		4.60	0.11	0	0	0	1	1						4.71
4	2Lz+2T		3.40	0.14	0	0	1	1	1						3.54
5	StSq2		2.60	0.17	1	1	1	0	0						2.77
6	2Lo		1.87	x 0.17	1	1	1	0	1						2.04
7	2F+1Eu+2S		3.96	x 0.00	0	0	0	1	0						3.96
8	2Lz		2.31	x 0.00	0	0	0	0	0						2.31
9	FSSp2		2.30	0.23	1	1	0	1	2						2.53
10	LSp4		2.70	0.54	2	2	3	1	2						3.24
			30.54												31.38
Program Components				Factor											
Skating Skills				1.60	5.75	5.75	5.75	5.75	5.75						5.75
Transitions				1.60	5.50	5.50	5.50	5.25	5.25						5.42
Performance				1.60	5.75	5.75	5.75	5.75	5.75						5.75
Composition				1.60	6.00	6.00	5.75	5.75	5.75						5.83
Interpretation of the Music				1.60	5.75	5.75	5.75	5.50	5.50						5.67
Judges Total Program Component Score (factored)															45.47

Deductions**0.00**

x Credit for highlight distribution, base value multiplied by 1.1

Rank	Name	Nation	Starting Number	Total Segment Score	Total Element Score	Program Component Score (factored)	Total Deductions
4	Арина ВЕРТАЙ	CAM	18	75.85	29.99	45.86	0.00

#	Executed Elements	Info	Base Value	GOE	J1	J2	J3	J4	J5	J6	J7	J8	J9	Ref	Scores of Panel
1	2Lz+2Lo		3.80	0.21	1	1	1	0	1						4.01
2	LSp4		2.70	0.54	3	2	2	2	2						3.24
3	2F+2T		3.10	0.36	2	2	2	1	2						3.46
4	2Lz+1Eu+2S		3.90	0.21	1	1	1	1	2						4.11
5	StSq2		2.60	0.26	1	1	1	1	1						2.86
6	2A<<	<<	1.21	x -0.37	-4	-3	-3	-3	-4						0.84
7	2F		1.98	x 0.18	1	1	1	0	1						2.16
8	FSSp3		2.60	0.52	1	2	2	2	2						3.12
9	2Lo		1.87	x 0.00	0	0	0	0	1						1.87
10	CCoSp4		3.50	0.82	2	2	2	3	3						4.32
			27.26												29.99
Program Components				Factor											
Skating Skills				1.60	6.00	6.00	5.75	5.75	5.75						5.83
Transitions				1.60	5.75	5.75	5.50	5.50	5.50						5.58
Performance				1.60	6.00	6.00	5.50	5.25	5.75						5.75
Composition				1.60	6.00	6.00	5.75	5.75	5.75						5.83
Interpretation of the Music				1.60	5.75	6.00	5.50	5.50	5.75						5.67
Judges Total Program Component Score (factored)															45.86

Deductions**0.00**

<< Downgraded jump x Credit for highlight distribution, base value multiplied by 1.1

1 СПОРТИВНЫЙ РАЗРЯД ДЕВУШКИ FREE SKATING

JUDGES DETAILS PER SKATER

Rank	Name	Nation	Starting Number	Total Segment Score	Total Element Score	Program Component Score (factored)	Total Deductions
5	Варвара САМСОНОВА	CAM	17	74.57	29.76	44.81	0.00

#	Executed Elements	Info	Base Value	GOE	J1	J2	J3	J4	J5	J6	J7	J8	J9	Ref	Scores of Panel
1	2Lz+2T		3.40	0.07	1	1	0	0	0						3.47
2	2A<<	<<	1.10	-0.44	-4	-4	-3	-4	-4						0.66
3	2F		1.80	0.00	0	0	0	1	0						1.80
4	StSq2		2.60	0.26	1	1	1	1	1						2.86
5	LSp4		2.70	0.45	2	2	2	1	1						3.15
6	2Lo		1.87	x 0.17	1	1	1	1	1						2.04
7	2Lz+2Lo		4.18	x 0.07	1	0	0	0	1						4.25
8	2F+1Eu+2S		3.96	x 0.12	1	1	0	0	1						4.08
9	FCCoSp4		3.50	0.35	3	1	1	0	1						3.85
10	CCoSp3		3.00	0.60	2	2	2	1	2						3.60
			28.11												29.76
Program Components				Factor											
Skating Skills				1.60	5.75	5.75	5.50	5.50	5.50						5.58
Transitions				1.60	5.75	5.50	5.50	5.25	5.25						5.42
Performance				1.60	6.00	5.75	5.75	5.25	5.50						5.67
Composition				1.60	5.75	5.75	5.75	5.50	5.50						5.67
Interpretation of the Music				1.60	5.75	6.00	5.75	5.50	5.50						5.67
Judges Total Program Component Score (factored)															44.81

Deductions**0.00**

<< Downgraded jump x Credit for highlight distribution, base value multiplied by 1.1

Rank	Name	Nation	Starting Number	Total Segment Score	Total Element Score	Program Component Score (factored)	Total Deductions
6	Дарья ГЕРАСИМОВА	ТОЛ	20	73.06	28.80	46.26	-2.00

#	Executed Elements	Info	Base Value	GOE	J1	J2	J3	J4	J5	J6	J7	J8	J9	Ref	Scores of Panel
1	3S+2T		5.60	-0.72	-1	-2	-2	-2	-1						4.88
2	2A<	<	2.64	-1.32	-5	-5	-5	-5	-5						1.32
3	3S<	<	3.44	-1.72	-5	-5	-5	-5	-4						1.72
4	LSp3		2.40	0.24	1	1	1	1	1						2.64
5	2Lz+2T		3.40	0.14	0	0	1	1	1						3.54
6	2Lz		2.31	x 0.21	1	1	1	1	1						2.52
7	FCCoSp3		3.00	0.30	1	0	1	1	1						3.30
8	StSq1		1.80	0.18	1	1	1	1	1						1.98
9	2F+1Eu+2S		3.96	x 0.06	0	0	1	1	0						4.02
10	CCoSp2		2.50	0.38	1	1	2	2	-						2.88
			31.05												28.80
Program Components				Factor											
Skating Skills				1.60	5.75	5.75	6.00	6.00	5.75						5.83
Transitions				1.60	5.50	5.50	5.50	5.50	5.50						5.50
Performance				1.60	6.00	5.75	5.75	5.75	5.75						5.75
Composition				1.60	6.00	6.00	6.00	6.00	5.75						6.00
Interpretation of the Music				1.60	5.75	5.75	6.00	6.00	5.75						5.83
Judges Total Program Component Score (factored)															46.26

Deductions

Falls: -2.00

-2.00

< Under-rotated jump x Credit for highlight distribution, base value multiplied by 1.1

1 СПОРТИВНЫЙ РАЗРЯД ДЕВУШКИ FREE SKATING

JUDGES DETAILS PER SKATER

Rank	Name	Nation	Starting Number	Total Segment Score	Total Element Score	Program Component Score (factored)	Total Deductions
7	Виталина ШАЛЫГИНА	CAM	12	70.68	27.48	43.20	0.00

#	Executed Elements	Info	Base Value	GOE	J1	J2	J3	J4	J5	J6	J7	J8	J9	Ref	Scores of Panel	
1	2A<<	<<	1.10	-0.33	-4	-3	-2	-3	-3						0.77	
2	LSp4		2.70	0.27	1	1	1	1	2						2.97	
3	2Lz<	<	1.68	-0.17	-1	-1	-1	-2	-1						1.51	
4	2Lo		1.70	0.00	0	0	0	0	0						1.70	
5	FSSp4		3.00	0.30	1	1	1	1	1						3.30	
6	StSq1		1.80	0.18	1	1	1	1	1						1.98	
7	2Lz+2T		3.74	x 0.00	0	0	0	0	0						3.74	
8	2F+1Eu+2S		3.96	x -0.06	0	0	-1	-2	0						3.90	
9	CCoSp4		3.50	0.70	2	2	2	2	2						4.20	
10	2F+2T		3.41	x 0.00	0	1	0	0	0						3.41	
			26.59												27.48	
Program Components			Factor													
Skating Skills			1.60			5.25	5.50	5.50	5.50	5.50						5.50
Transitions			1.60			4.75	5.25	5.25	5.25	5.00						5.17
Performance			1.60			5.00	5.50	5.50	5.25	5.25						5.33
Composition			1.60			5.25	5.50	5.50	5.50	5.50						5.50
Interpretation of the Music			1.60			5.25	5.50	5.50	5.50	5.50						5.50
Judges Total Program Component Score (factored)																43.20

Deductions	0.00
-------------------	-------------

< Under-rotated jump << Downgraded jump x Credit for highlight distribution, base value multiplied by 1.1

Rank	Name	Nation	Starting Number	Total Segment Score	Total Element Score	Program Component Score (factored)	Total Deductions
8	Полина ВОРОБЬЕВА	ТОЛ	15	70.43	27.30	44.13	-1.00

#	Executed Elements	Info	Base Value	GOE	J1	J2	J3	J4	J5	J6	J7	J8	J9	Ref	Scores of Panel	
1	2F		1.80	0.30	1	1	2	2	2						2.10	
2	2A<<	<<	1.10	-0.55	-2	-5	-5	-5	-5						0.55	
3	3S<<	<<	1.30	-0.43	-4	-4	-3	-3	-3						0.87	
4	CCoSp2		2.50	0.00	0	0	0	0	0						2.50	
5	2Lz+2T+2Lo		5.10	0.21	1	1	1	0	1						5.31	
6	2F+2T		3.10	0.12	0	0	1	1	2						3.22	
7	FCCoSp4		3.50	0.12	0	0	0	1	1						3.62	
8	LSp4		2.70	0.27	0	1	1	1	1						2.97	
9	StSq1		1.80	0.18	1	1	0	1	2						1.98	
10	2Lz+2Lo		4.18	x 0.00	0	-	0	0	0						4.18	
			27.08												27.30	
Program Components			Factor													
Skating Skills			1.60			5.50	5.50	5.50	5.50	5.50						5.50
Transitions			1.60			5.00	5.50	5.25	5.25	5.50						5.33
Performance			1.60			5.50	5.75	5.50	5.50	5.75						5.58
Composition			1.60			5.25	5.50	5.25	5.75	5.75						5.50
Interpretation of the Music			1.60			5.50	5.75	5.50	5.75	5.75						5.67
Judges Total Program Component Score (factored)																44.13

Deductions	Falls: -1.00	-1.00
-------------------	--------------	--------------

<< Downgraded jump x Credit for highlight distribution, base value multiplied by 1.1

1 СПОРТИВНЫЙ РАЗРЯД ДЕВУШКИ FREE SKATING

JUDGES DETAILS PER SKATER

Rank	Name	Nation	Starting Number	Total Segment Score	Total Element Score	Program Component Score (factored)	Total Deductions
9	Евгения САНТИМОВА	CAM	14	68.74	30.21	38.53	0.00

#	Executed Elements	Info	Base Value	GOE	J1	J2	J3	J4	J5	J6	J7	J8	J9	Ref	Scores of Panel
1	2A+1Eu+2S		5.10	-0.66	-2	-2	-2	-2	-2						4.44
2	FSSp4		3.00	0.10	1	0	0	0	1						3.10
3	2A		3.30	-0.44	-1	-1	-1	-2	-2						2.86
4	2F+2Lo		3.50	0.00	0	0	0	0	0						3.50
5	2Lz+2T		3.40	-0.07	-1	-1	0	0	0						3.33
6	2F		1.98	x 0.00	0	0	0	0	0						1.98
7	LSp4		2.70	0.00	0	0	0	0	0						2.70
8	2Lo		1.87	x -0.11	-1	-1	-1	0	0						1.76
9	StSq2		2.60	0.09	0	0	0	1	1						2.69
10	CCoSp4		3.50	0.35	0	1	1	1	1						3.85
			30.95												30.21
Program Components				Factor											
Skating Skills				1.60	4.75	4.75	5.00	5.00	5.00						4.92
Transitions				1.60	4.25	4.25	5.00	4.50	4.75						4.50
Performance				1.60	4.50	4.25	5.00	5.00	5.00						4.83
Composition				1.60	4.25	4.50	5.25	5.25	5.25						5.00
Interpretation of the Music				1.60	4.25	4.50	5.00	5.00	5.25						4.83
Judges Total Program Component Score (factored)															38.53

Deductions

0.00

x Credit for highlight distribution, base value multiplied by 1.1

Rank	Name	Nation	Starting Number	Total Segment Score	Total Element Score	Program Component Score (factored)	Total Deductions
10	Злата СИДОРИНА	OTP	11	68.01	28.00	40.01	0.00

#	Executed Elements	Info	Base Value	GOE	J1	J2	J3	J4	J5	J6	J7	J8	J9	Ref	Scores of Panel
1	2A<	<	2.64	-0.35	-1	-1	-2	-2	-1						2.29
2	2S		1.30	0.13	1	1	1	1	0						1.43
3	FSSp3		2.60	0.26	1	0	1	1	1						2.86
4	2F+2T		3.10	0.00	0	0	0	0	0						3.10
5	2Lz+2T		3.40	0.21	1	1	1	1	0						3.61
6	CCoSp3		3.00	0.30	1	1	1	1	1						3.30
7	StSq1		1.80	0.00	0	0	0	1	0						1.80
8	2Lo		1.87	x 0.06	0	0	0	1	1						1.93
9	2Lz+1Eu+2F		4.84	x 0.14	0	0	1	1	1						4.98
10	LSp4		2.70	0.00	0	0	0	0	1						2.70
			27.25												28.00
Program Components				Factor											
Skating Skills				1.60	5.25	5.00	5.00	5.00	4.75						5.00
Transitions				1.60	4.75	4.75	4.75	4.75	4.25						4.75
Performance				1.60	5.00	5.00	5.00	4.75	4.75						4.92
Composition				1.60	5.25	5.00	5.25	5.25	4.75						5.17
Interpretation of the Music				1.60	5.25	5.00	5.25	5.25	4.50						5.17
Judges Total Program Component Score (factored)															40.01

Deductions

0.00

< Under-rotated jump x Credit for highlight distribution, base value multiplied by 1.1

1 СПОРТИВНЫЙ РАЗРЯД ДЕВУШКИ FREE SKATING

JUDGES DETAILS PER SKATER

Rank	Name	Nation	Starting Number	Total Segment Score	Total Element Score	Program Component Score (factored)	Total Deductions
11	Дарья АДАМКО	ТОЛ	13	67.89	25.35	42.54	0.00

#	Executed Elements	Info	Base Value	GOE	J1	J2	J3	J4	J5	J6	J7	J8	J9	Ref	Scores of Panel
1	3S<<	<<	1.30	-0.43	-4	-4	-2	-3	-3						0.87
2	2A<<	<<	1.10	-0.37	-4	-4	-3	-3	-3						0.73
3	2Lz+1Eu+2S		3.90	0.00	0	0	0	0	0						3.90
4	FCCoSp4		3.50	0.47	2	1	1	1	2						3.97
5	2Lz+2T		3.40	-0.14	0	-1	-2	-1	0						3.26
6	2Fe	e	1.44	-0.43	-3	-3	-3	-3	-3						1.01
7	CCoSp4		3.50	0.35	1	0	1	1	1						3.85
8	2Fe+2Lo<	<	3.08	x -0.24	-2	-2	-2	-1	-1						2.84
9	StSq2		2.60	0.17	0	1	0	1	1						2.77
10	LSp2		1.90	0.25	1	2	1	1	2						2.15
			25.72												25.35
Program Components				Factor											
Skating Skills				1.60	5.25	5.25	5.25	5.25	5.25						5.25
Transitions				1.60	4.75	5.00	5.25	5.25	5.25						5.17
Performance				1.60	5.25	5.25	5.50	5.25	5.50						5.33
Composition				1.60	5.25	5.25	5.50	5.50	5.50						5.42
Interpretation of the Music				1.60	5.25	5.25	5.50	5.50	5.50						5.42
Judges Total Program Component Score (factored)															42.54

Deductions	0.00
-------------------	-------------

< Under-rotated jump << Downgraded jump x Credit for highlight distribution, base value multiplied by 1.1 e Wrong edge

Rank	Name	Nation	Starting Number	Total Segment Score	Total Element Score	Program Component Score (factored)	Total Deductions
12	Маргарита МОЛОХОВА	ТОЛ	10	67.09	27.63	39.46	0.00

#	Executed Elements	Info	Base Value	GOE	J1	J2	J3	J4	J5	J6	J7	J8	J9	Ref	Scores of Panel
1	1A		1.10	0.11	1	1	0	1	1						1.21
2	2Lz+2Lo		3.80	0.00	0	0	0	0	0						3.80
3	2S		1.30	0.09	1	1	0	0	1						1.39
4	LSp2		1.90	0.19	0	0	1	2	2						2.09
5	2F+2T		3.10	0.00	0	0	0	0	0						3.10
6	2Lz+2T+2Lo	x	5.61	0.21	0	1	1	1	1						5.82
7	FCCoSp3		3.00	0.30	1	0	1	1	1						3.30
8	CCoSp4		3.50	-0.35	-1	-1	-1	-1	0						3.15
9	StSqB		1.50	0.15	1	0	1	1	1						1.65
10	2F		1.98	x 0.14	0	-	1	1	1						2.12
			26.79												27.63
Program Components				Factor											
Skating Skills				1.60	5.00	5.00	4.75	4.75	4.75						4.83
Transitions				1.60	4.50	4.75	4.50	4.50	4.50						4.50
Performance				1.60	5.25	5.00	5.00	5.00	5.00						5.00
Composition				1.60	5.25	5.25	5.25	5.25	5.25						5.25
Interpretation of the Music				1.60	5.25	5.00	5.00	5.00	5.25						5.08
Judges Total Program Component Score (factored)															39.46

Deductions	0.00
-------------------	-------------

x Credit for highlight distribution, base value multiplied by 1.1

1 СПОРТИВНЫЙ РАЗРЯД ДЕВУШКИ FREE SKATING

JUDGES DETAILS PER SKATER

Rank	Name	Nation	Starting Number	Total Segment Score	Total Element Score	Program Component Score (factored)	Total Deductions
13	Татьяна ЗВЕРЕВА	ТОЛ	16	64.25	30.25	34.00	0.00

#	Executed Elements	Info	Base Value	GOE	J1	J2	J3	J4	J5	J6	J7	J8	J9	Ref	Scores of Panel
1	2F		1.80	0.00	0	0	0	0	0						1.80
2	2A<	<	2.64	-0.53	-2	-2	-2	-2	-2						2.11
3	2Lz+2T		3.40	0.00	0	0	0	0	0						3.40
4	FCCoSp3		3.00	0.60	2	2	2	2	2						3.60
5	SSp4		2.50	0.50	2	2	2	2	2						3.00
6	2Lo+2T		3.30	x 0.00	0	0	0	0	0						3.30
7	StSq2		2.60	0.17	1	1	0	0	1						2.77
8	2Lz		2.31	x 0.00	0	0	0	0	1						2.31
9	2S+1Eu+2S		3.41	x 0.00	0	0	0	0	1						3.41
10	CCoSp4		3.50	1.05	3	3	3	3	3						4.55
			28.46												30.25
Program Components			Factor												
Skating Skills			1.60			4.25	4.25	4.25	4.50	4.25					4.25
Transitions			1.60			4.25	4.25	4.25	4.25	4.25					4.25
Performance			1.60			4.25	4.25	4.25	4.50	4.25					4.25
Composition			1.60			4.25	4.25	4.25	4.25	4.25					4.25
Interpretation of the Music			1.60			4.25	4.25	4.25	4.50	4.25					4.25
Judges Total Program Component Score (factored)															34.00

Deductions**0.00**

< Under-rotated jump x Credit for highlight distribution, base value multiplied by 1.1

Rank	Name	Nation	Starting Number	Total Segment Score	Total Element Score	Program Component Score (factored)	Total Deductions
14	Ева ЗОЛотоВА	ТОЛ	8	61.53	24.46	37.07	0.00

#	Executed Elements	Info	Base Value	GOE	J1	J2	J3	J4	J5	J6	J7	J8	J9	Ref	Scores of Panel
1	1A		1.10	0.11	1	1	1	1	1						1.21
2	2S		1.30	0.00	0	0	0	0	0						1.30
3	FCCoSp3		3.00	0.00	0	0	0	0	0						3.00
4	2F		1.80	0.00	0	0	0	0	1						1.80
5	LSp4		2.70	0.27	1	1	0	1	1						2.97
6	2Lz+2T+2Lo		5.10	0.00	0	0	0	0	1						5.10
7	StSq2		2.60	0.26	1	1	1	1	2						2.86
8	2F+2T		3.41	x 0.12	1	1	0	0	1						3.53
9	1Lz		0.66	x -0.02	0	-	-1	0	0						0.64
10	CCoSp1		2.00	0.05	0	-	0	0	1						2.05
			23.67												24.46
Program Components			Factor												
Skating Skills			1.60			4.75	4.75	4.50	4.50	4.75					4.67
Transitions			1.60			4.75	4.50	4.25	4.50	4.50					4.50
Performance			1.60			4.50	4.50	4.50	4.50	4.75					4.50
Composition			1.60			5.00	4.75	4.50	4.75	4.75					4.75
Interpretation of the Music			1.60			4.75	4.75	4.50	4.75	4.75					4.75
Judges Total Program Component Score (factored)															37.07

Deductions**0.00**

x Credit for highlight distribution, base value multiplied by 1.1

1 СПОРТИВНЫЙ РАЗРЯД ДЕВУШКИ FREE SKATING

JUDGES DETAILS PER SKATER

Rank	Name	Nation	Starting Number	Total Segment Score	Total Element Score	Program Component Score (factored)	Total Deductions
15	Анна СЕРГЕЕВА	CAM	9	54.40	19.86	34.54	0.00

#	Executed Elements	Info	Base Value	GOE	J1	J2	J3	J4	J5	J6	J7	J8	J9	Ref	Scores of Panel
1	StSq1		1.80	0.00	0	0	0	0	0						1.80
2	2Lz<	<	1.68	-0.34	-2	-2	-2	-2	-2						1.34
3	FSSp3		2.60	0.17	0	0	1	1	1						2.77
4	1A		1.10	-0.18	0	-3	-2	-1	-2						0.92
5	2F<+2T<	<	2.48	-0.29	-2	-2	-1	-2	-2						2.19
6	2Lz<+2T<	<	2.99	x -0.39	-3	-3	-2	-2	-2						2.60
7	2S<+1A+SEQ	<	1.88	x -0.11	-1	-2	-1	0	-1						1.77
8	2Lo<	<	1.50	x -0.27	-2	-1	-2	-2	-2						1.23
9	CCoSp3		3.00	0.20	0	0	1	1	1						3.20
10	LSp2		1.90	0.14	-	0	1	1	1						2.04
			20.93												19.86
Program Components				Factor											
Skating Skills				1.60	4.25	4.25	4.25	4.25	4.25						4.25
Transitions				1.60	4.00	4.00	4.25	4.25	4.00						4.08
Performance				1.60	4.25	4.25	4.50	4.50	4.50						4.42
Composition				1.60	4.50	4.25	4.50	4.50	4.25						4.42
Interpretation of the Music				1.60	4.50	4.25	4.50	4.50	4.25						4.42
Judges Total Program Component Score (factored)															34.54

Deductions

0.00

< Under-rotated jump x Credit for highlight distribution, base value multiplied by 1.1

Rank	Name	Nation	Starting Number	Total Segment Score	Total Element Score	Program Component Score (factored)	Total Deductions
16	Милана СОТНИКОВА	OTP	3	54.05	30.05	24.00	0.00

#	Executed Elements	Info	Base Value	GOE	J1	J2	J3	J4	J5	J6	J7	J8	J9	Ref	Scores of Panel
1	2A<	<	2.64	-0.53	-2	-2	-2	-2	-2						2.11
2	FCSp3		2.80	0.56	2	2	2	2	1						3.36
3	StSq2		2.60	0.26	1	1	1	1	1						2.86
4	2F		1.80	0.00	0	0	0	0	1						1.80
5	2Lz+1T+2Lo		4.20	0.00	0	0	0	0	0						4.20
6	2F+2T		3.10	0.18	1	0	1	1	1						3.28
7	2Lo		1.87	x 0.11	1	1	0	1	0						1.98
8	2Lz+2T		3.74	x 0.00	0	0	0	0	0						3.74
9	CCoSp3		3.00	0.60	2	2	2	2	2						3.60
10	FSSp3		2.60	0.52	2	2	2	2	2						3.12
			28.35												30.05
Program Components				Factor											
Skating Skills				1.60	3.00	3.00	3.00	3.00	3.00						3.00
Transitions				1.60	3.00	3.00	3.00	3.00	2.75						3.00
Performance				1.60	3.00	3.00	3.00	3.00	2.75						3.00
Composition				1.60	3.00	3.00	3.00	3.00	2.75						3.00
Interpretation of the Music				1.60	3.00	3.00	3.00	3.00	3.00						3.00
Judges Total Program Component Score (factored)															24.00

Deductions

0.00

< Under-rotated jump x Credit for highlight distribution, base value multiplied by 1.1

1 СПОРТИВНЫЙ РАЗРЯД ДЕВУШКИ FREE SKATING

JUDGES DETAILS PER SKATER

Rank	Name	Nation	Starting Number	Total Segment Score	Total Element Score	Program Component Score (factored)	Total Deductions
17	Ульяна КАРАСЕВА	CAM	7	52.89	30.24	22.65	0.00

#	Executed Elements	Info	Base Value	GOE	J1	J2	J3	J4	J5	J6	J7	J8	J9	Ref	Scores of Panel	
1	CCoSp3		3.00	0.60	2	2	2	2	1						3.60	
2	2F+2T		3.10	0.00	0	0	0	0	0						3.10	
3	2Lo		1.70	0.17	1	1	1	1	1						1.87	
4	FCSp3		2.80	0.37	1	2	2	1	1						3.17	
5	2Lz		2.10	0.00	1	0	0	-1	0						2.10	
6	StSq2		2.60	0.00	0	-1	0	0	0						2.60	
7	2A<	<	2.64	-0.53	-2	-2	-2	-2	-2						2.11	
8	2S+1Eu+2S		3.41	x 0.00	0	0	0	0	0						3.41	
9	2F		1.98	x 0.00	0	0	0	0	0						1.98	
10	2Lo+2T		3.30	x 0.00	0	0	0	0	0						3.30	
11	SSp4		2.50	0.50	2	2	2	2	2						3.00	
			29.13												30.24	
Program Components			Factor													
Skating Skills			1.60		2.75	2.75	2.75	3.00	3.00							2.83
Transitions			1.60		2.75	2.75	2.75	3.00	3.00							2.83
Performance			1.60		2.75	2.75	2.75	3.00	3.00							2.83
Composition			1.60		2.75	2.75	2.75	3.00	3.00							2.83
Interpretation of the Music			1.60		2.75	2.75	2.75	3.00	3.00							2.83
Judges Total Program Component Score (factored)															22.65	

Deductions**0.00**

< Under-rotated jump x Credit for highlight distribution, base value multiplied by 1.1

Rank	Name	Nation	Starting Number	Total Segment Score	Total Element Score	Program Component Score (factored)	Total Deductions
18	Арина МОРОЗОВА	OTP	5	48.87	30.47	18.40	0.00

#	Executed Elements	Info	Base Value	GOE	J1	J2	J3	J4	J5	J6	J7	J8	J9	Ref	Scores of Panel	
1	2A<	<	2.64	-0.53	-2	-2	-2	-2	-2						2.11	
2	2S+2T+2Lo		4.30	0.00	0	0	0	0	0						4.30	
3	FCSp3		2.80	0.56	2	2	2	2	2						3.36	
4	2Lz+2T		3.40	0.00	0	0	0	0	0						3.40	
5	2F		1.80	0.00	0	0	0	0	0						1.80	
6	2A<+2T	<	3.94	-0.53	-2	-2	-2	-2	-2						3.41	
7	CCoSp4		3.50	0.70	2	2	2	2	2						4.20	
8	2Lo		1.87	x 0.00	0	0	0	0	0						1.87	
9	StSq2		2.60	0.17	0	0	1	1	1						2.77	
10	SSp4		2.50	0.75	3	3	3	3	3						3.25	
			29.35												30.47	
Program Components			Factor													
Skating Skills			1.60		2.50	2.50	2.50	2.50	2.50							2.50
Transitions			1.60		2.25	2.25	2.25	2.25	2.25							2.25
Performance			1.60		2.25	2.25	2.25	2.25	2.25							2.25
Composition			1.60		2.25	2.25	2.25	2.25	2.25							2.25
Interpretation of the Music			1.60		2.25	2.25	2.25	2.25	2.25							2.25
Judges Total Program Component Score (factored)															18.40	

Deductions**0.00**

< Under-rotated jump x Credit for highlight distribution, base value multiplied by 1.1

1 СПОРТИВНЫЙ РАЗРЯД ДЕВУШКИ FREE SKATING

JUDGES DETAILS PER SKATER

Rank	Name	Nation	Starting Number	Total Segment Score	Total Element Score	Program Component Score (factored)	Total Deductions
19	Полина МЕЛЬНИКОВА	CAM	4	48.04	16.77	32.27	-1.00

#	Executed Elements	Info	Base Value	GOE	J1	J2	J3	J4	J5	J6	J7	J8	J9	Ref	Scores of Panel
1	2S		1.30	0.00	1	0	0	0	0						1.30
2	1A+2T<	<	2.14	-0.26	-2	-3	-3	-2	-2						1.88
3	StSqB		1.50	0.00	0	0	0	1	0						1.50
4	2F<<	<<	0.50	-0.17	-3	-4	-3	-4	-3						0.33
5	FSSp2		2.30	0.00	0	0	0	0	-1						2.30
6	2S+1A+SEQ		1.92	0.04	1	1	0	0	0						1.96
7	2Lo		1.87	x 0.00	0	0	0	0	0						1.87
8	1Lz+1T		1.10	x 0.00	0	0	0	0	0						1.10
9	CCoSp2		2.50	0.00	1	0	-1	0	0						2.50
10	LSp2		1.90	0.13	0	0	1	1	1						2.03
			17.03												16.77
Program Components				Factor											
Skating Skills				1.60	4.25	4.00	4.00	4.00	4.00						4.00
Transitions				1.60	4.25	4.00	4.00	4.00	4.00						4.00
Performance				1.60	4.50	4.00	4.00	4.00	4.00						4.00
Composition				1.60	4.50	4.00	4.00	4.50	4.00						4.17
Interpretation of the Music				1.60	4.50	4.00	4.00	4.00	4.00						4.00
Judges Total Program Component Score (factored)															32.27

Deductions	Falls: -1.00	-1.00
-------------------	--------------	--------------

< Under-rotated jump << Downgraded jump x Credit for highlight distribution, base value multiplied by 1.1

Rank	Name	Nation	Starting Number	Total Segment Score	Total Element Score	Program Component Score (factored)	Total Deductions
20	Елизавета МЯЧИНА	CAM	6	39.04	13.45	31.59	-6.00

#	Executed Elements	Info	Base Value	GOE	J1	J2	J3	J4	J5	J6	J7	J8	J9	Ref	Scores of Panel
1	2Lz		2.10	-1.05	-5	-5	-5	-5	-5						1.05
2	CCoSp		0.00	0.00	-	-	-	-	-						0.00
3	StSq1		1.80	0.00	0	0	0	0	0						1.80
4	2S+1Eu+2F<	<	3.24	-0.72	-5	-5	-5	-5	-5						2.52
5	2F<+2Lo<<	<<	1.94	-0.63	-4	-5	-5	-4	-4						1.31
6	LSp2		1.90	-0.06	0	0	0	-1	-1						1.84
7	2Lo<+1A+SEQ	<	2.17	x -0.23	-2	-1	-1	-2	-2						1.94
8	2Lz<<	<<	0.66	x -0.30	-5	-5	-5	-5	-5						0.36
9	2A<<	<<	1.21	x -0.51	-5	-5	-5	-4	-4						0.70
10	FSSp1		2.00	-0.07	0	0	0	-1	-1						1.93
			17.02												13.45
Program Components				Factor											
Skating Skills				1.60	3.75	4.00	4.00	4.00	4.00						4.00
Transitions				1.60	3.50	3.75	4.00	3.75	4.00						3.83
Performance				1.60	3.75	3.75	4.00	4.00	3.75						3.83
Composition				1.60	4.00	4.00	4.00	4.25	4.25						4.08
Interpretation of the Music				1.60	3.75	4.00	4.00	4.25	4.00						4.00
Judges Total Program Component Score (factored)															31.59

Deductions	Time violation: -3.00	Falls: -3.00	-6.00
-------------------	-----------------------	--------------	--------------

< Under-rotated jump << Downgraded jump x Credit for highlight distribution, base value multiplied by 1.1

printed: 09.12.2020 17:29:37

**СОРЕВНОВАНИЯ САМАРСКОЙ ОБЛАСТИ
«СОЗВЕЗДИЕ ЮНЫХ»**

среди юниоров 12-21 год, юниорок 12-19 лет, юношей 10-19 лет, девушек 10-17 лет,
(одиночное катание, танцы на льду, синхронное катание) по фигурному катанию на коньках

г. Самара, ФСК «Орбита»

08 – 09 декабря 2020г.

**ОДИНОЧНОЕ КАТАНИЕ
1 СПОРТИВНЫЙ РАЗРЯД
ЮНОШИ**



1 место Денисов Андрей

ГАУ «СШОР №1» г. Самара

2 место Тернов Егор

МБУ ДО «ДЮСШ №10» г.о. Самара

СОРЕВНОВАНИЯ САМАРСКОЙ ОБЛАСТИ

«СОЗВЕЗДИЕ ЮНЫХ»

среди юниоров 12-21 год, юниорок 12-19 лет, юношей 10-19 лет, девушек 10-17 лет,
(одиночное катание, танцы на льду, синхронное катание) по фигурному катанию на коньках

г. Самара, ФСК «Орбита»

08 – 09 декабря 2020г.

ОДИНОЧНОЕ КАТАНИЕ

1 СПОРТИВНЫЙ РАЗРЯД

ЮНОШИ

ОКОНЧАТЕЛЬНЫЕ РЕЗУЛЬТАТЫ

ОК	КП	ПП	Фамилия Имя	Год рожде ния	Организация	Город	Очки
1	1	1	Денисов Андрей	2008	ГАУ «СШОР №1»	Самара	108,11
2	2	2	Тернов Егор	2008	МБУ ДО «ДЮСШ № 10» г.о. Самара	Самара	80,49

Технический контролёр

Юнусова Елизавета Самара ВК

Старший судья

Беляшова Галина Самара ВК

Главный судья,
председатель судейской коллегии

Юнусова Елизавета Самара ВК

Президент СООО «Федерация фигурного
катания на коньках»

Богуш Вера Самара ВК

1 СПОРТИВНЫЙ РАЗРЯД ЮНОШИ

RESULT DETAILS SHORT PROGRAM

Pl.	Name	Nation	Total Segment Score =	Total Element Score +	Tot. Prog. Comp. Score * +	SS	TR	PE	CO	IN	Deduct. -
1	Андрей ДЕНИСОВ	CAM	43.49	20.98	23.51	4.75	4.67	4.67	4.67	4.75	1.00
2	Егор ТЕРНОВ	CAM	31.34	10.84	20.50	4.00	3.92	4.25	4.08	4.25	0.00

SS = Skating Skills

TR = Transitions

PE = Performance

CO = Composition

IN = Interpretation of the Music

* = factored score

Printed: 08.12.2020 17:08:23

1 СПОРТИВНЫЙ РАЗРЯД ЮНОШИ SHORT PROGRAM

JUDGES DETAILS PER SKATER

Rank	Name	Nation	Starting Number	Total Segment Score	Total Element Score	Program Score (factored)	Total Component Score (factored)	Total Deductions
1	Андрей ДЕНИСОВ	CAM	1	43.49	20.98		23.51	-1.00

#	Executed Elements	Info	Base Value	GOE	J1	J2	J3	J4	J5	J6	J7	J8	J9	Ref	Scores of Panel
1	2A		3.30	0.11	0	0	1	1	0						3.41
2	FCSp2		2.30	0.15	1	0	0	1	2						2.45
3	StSq2		2.60	0.09	0	1	0	0	1						2.69
4	2Lz		2.10	0.21	1	1	1	1	1						2.31
5	CSSp3		2.60	0.26	1	1	1	0	1						2.86
6	2F+2T		3.41	x 0.12	1	1	0	0	2						3.53
7	CCoSp4		3.50	0.23	1	1	0	0	1						3.73
			19.81												20.98
	Program Components			Factor											
	Skating Skills			1.00	4.75	4.75	4.75	4.75	4.75						4.75
	Transitions			1.00	4.25	4.50	4.75	4.75	4.75						4.67
	Performance			1.00	4.50	4.75	4.75	4.50	4.75						4.67
	Composition			1.00	4.75	4.75	4.50	4.50	4.75						4.67
	Interpretation of the Music			1.00	4.75	4.75	4.75	4.75	4.50						4.75
	Judges Total Program Component Score (factored)														23.51

Deductions	Time violation: -1.00	-1.00
-------------------	-----------------------	--------------

x Credit for highlight distribution, base value multiplied by 1.1

Rank	Name	Nation	Starting Number	Total Segment Score	Total Element Score	Program Score (factored)	Total Component Score (factored)	Total Deductions
2	Ероп ТЕРНОВ	CAM	2	31.34	10.84		20.50	0.00

#	Executed Elements	Info	Base Value	GOE	J1	J2	J3	J4	J5	J6	J7	J8	J9	Ref	Scores of Panel
1	CCoSp3		3.00	0.20	1	1	1	0	0						3.20
2	2Lo+2T<	<	2.74	-0.45	-2	-3	-3	-3	-2						2.29
3	2F<	<	1.44	-0.19	-1	-1	-1	-2	-2						1.25
4	FSSp2		2.30	0.00	0	0	0	0	0						2.30
5	StSq1		1.80	0.00	0	0	0	0	0						1.80
6	A		0.00	x 0.00	-	-	-	-	-						0.00
7	CCSp		0.00	0.00	-	-	-	-	-						0.00
			11.28												10.84
	Program Components			Factor											
	Skating Skills			1.00	4.00	4.00	4.00	4.00	4.00						4.00
	Transitions			1.00	3.50	4.00	4.00	3.75	4.00						3.92
	Performance			1.00	3.75	4.25	4.25	4.25	4.25						4.25
	Composition			1.00	4.00	4.25	4.50	4.00	4.00						4.08
	Interpretation of the Music			1.00	4.25	4.25	4.50	4.25	4.00						4.25
	Judges Total Program Component Score (factored)														20.50

Deductions		0.00
-------------------	--	-------------

< Under-rotated jump x Credit for highlight distribution, base value multiplied by 1.1

printed: 08.12.2020 17:08:43

1 СПОРТИВНЫЙ РАЗРЯД ЮНОШИ

RESULT DETAILS FREE SKATING

Pl.	Name	Nation	Total Segment Score =	Total Element Score +	Tot. Prog. Comp. Score * +	SS	TR	PE	CO	IN	Deduct. -
1	Андрей ДЕНИСОВ	CAM	64.62	22.12	44.50	4.50	4.25	4.33	4.67	4.50	2.00
2	Егор ТЕРНОВ	CAM	49.15	15.31	34.84	3.67	3.33	3.58	3.42	3.42	1.00

SS = Skating Skills

TR = Transitions

PE = Performance

CO = Composition

IN = Interpretation of the Music

* = factored score

Printed: 09.12.2020 15:06:02

1 СПОРТИВНЫЙ РАЗРЯД ЮНОШИ FREE SKATING

JUDGES DETAILS PER SKATER

Rank	Name	Nation	Starting Number	Total Segment Score	Total Element Score	Program Component Score (factored)	Total Deductions
1	Андрей ДЕНИСОВ	CAM	2	64.62	22.12	44.50	-2.00

#	Executed Elements	Info	Base Value	GOE	J1	J2	J3	J4	J5	J6	J7	J8	J9	Ref	Scores of Panel
1	2A		3.30	-0.55	-1	-2	-2	-2	-1						2.75
2	2A+SEQ+2T*	*	2.64	-1.65	-5	-5	-5	-5	-5						0.99
3	FSSp3		2.60	0.00	0	0	0	0	0						2.60
4	2F+1Eu+2F		4.10	-0.90	-5	-5	-5	-5	-5						3.20
5	2Lo		1.70	0.00	1	0	0	0	0						1.70
6	StSq1		1.80	0.18	0	1	1	1	1						1.98
7	2S		1.43	x 0.04	1	1	0	0	0						1.47
8	2Lz+SEQ+2T*	*	1.85	x -0.42	-2	-2	-2	-2	-2						1.43
9	CCoSp4		3.50	0.12	1	1	0	0	0						3.62
10	CCSp2		2.30	0.08	0	0	0	1	1						2.38
			25.22												22.12
Program Components				Factor											
Skating Skills				2.00	4.00	4.25	4.75	4.75	4.50						4.50
Transitions				2.00	3.50	4.00	4.50	4.50	4.25						4.25
Performance				2.00	4.00	4.25	4.50	4.25	4.50						4.33
Composition				2.00	4.25	4.50	4.75	4.75	4.75						4.67
Interpretation of the Music				2.00	4.25	4.50	4.50	4.75	4.50						4.50
Judges Total Program Component Score (factored)															44.50

Deductions	Falls: -2.00	-2.00
-------------------	--------------	--------------

* Invalid element x Credit for highlight distribution, base value multiplied by 1.1

Rank	Name	Nation	Starting Number	Total Segment Score	Total Element Score	Program Component Score (factored)	Total Deductions
2	Ероп ТЕРНОВ	CAM	1	49.15	15.31	34.84	-1.00

#	Executed Elements	Info	Base Value	GOE	J1	J2	J3	J4	J5	J6	J7	J8	J9	Ref	Scores of Panel
1	CCoSp3		3.00	0.00	1	0	0	0	0						3.00
2	2S+2T<	<	2.34	-0.52	-4	-4	-4	-4	-4						1.82
3	2F<+1Eu+2S<	<	2.98	-0.58	-3	-4	-4	-4	-4						2.40
4	2Lo		1.70	0.00	0	0	0	0	0						1.70
5	1Lz		0.60	0.00	0	0	0	0	0						0.60
6	FSSp2		2.30	-0.23	-1	-1	-1	-1	-1						2.07
7	StSq1		1.80	-0.84	-4	-5	0	-5	-5						0.96
8	1A		1.21	x -0.26	-1	-4	-2	-3	-2						0.95
9	2Lo<+1A+SEQ	<	2.17	x -0.36	-2	-3	-3	-3	-2						1.81
10	2A<<*	*<<	0.00	x 0.00	-	-	-	-	-						0.00
11	CCSp		0.00	0.00	-	-	-	-	-						0.00
			18.10												15.31
Program Components				Factor											
Skating Skills				2.00	3.50	3.50	3.75	3.75	3.75						3.67
Transitions				2.00	3.50	3.25	3.50	3.00	3.25						3.33
Performance				2.00	3.75	3.25	3.75	3.50	3.50						3.58
Composition				2.00	3.50	3.50	3.75	3.25	3.25						3.42
Interpretation of the Music				2.00	3.50	3.50	3.75	3.25	3.25						3.42
Judges Total Program Component Score (factored)															34.84

Deductions	Falls: -1.00	-1.00
-------------------	--------------	--------------

< Under-rotated jump << Downgraded jump * Invalid element x Credit for highlight distribution, base value multiplied by 1.1

printed: 09.12.2020 15:06:44

**СОРЕВНОВАНИЯ САМАРСКОЙ ОБЛАСТИ
«СОЗВЕЗДИЕ ЮНЫХ»**

среди юниоров 12-21 год, юниорок 12-19 лет, юношей 10-19 лет, девушек 10-17 лет,
(одиночное катание, танцы на льду, синхронное катание) по фигурному катанию на коньках




г. Самара, ФСК «Орбита»

08 – 09 декабря 2020г.

ОДИНОЧНОЕ КАТАНИЕ

**КМС
ЮНИОРКИ, ЮНИОРЫ
СПРАВКА**

**о составе и квалификации судейской коллегии согласно приказу
Министерства спорта России от 20 февраля 2017 года № 108**

Технический контролер	Бердникова Елена	Самара	ВК
Технический специалист	Панюкова Елена	Тольятти	ВК
Ассистент технического специалиста	Керша Павел	Тольятти	1К
Старший судья	Харчева Ольга	Самара	ВК
Судьи	1 Малышева Анна	Тольятти	1К
	2 Бирбраер Вера	Самара	ВК
	3 Коржов Илья	Тольятти	1К
	4 Беляшова Галина	Самара	ВК
	5 Поликарпова Анна	Самара	ВК
Оператор ввода данных	Мадонова Галина	Самара	2К
Оператор видеоповтора	Белов Вячеслав	Самара	1К
Видеооператор	Купаев Игорь	Самара	1К
Судья при участниках	Кудряшова Дарья	Отрадный	2К
Главный судья, председатель судейской коллегии	 Юнусова Елизавета	Самара	ВК
Главный секретарь	 Головастова Наталия	Самара	1К
Президент СООО «Федерация фигурного катания на коньках»	 Богуш Вера	Самара	ВК

**СОРЕВНОВАНИЯ САМАРСКОЙ ОБЛАСТИ
«СОЗВЕЗДИЕ ЮНЫХ»**

среди юниоров 12-21 год, юниорок 12-19 лет, юношей 10-19 лет, девушек 10-17 лет,
(одиночное катание, танцы на льду, синхронное катание) по фигурному катанию на коньках

г. Самара, ФСК «Орбита»

08 – 09 декабря 2020г.

**ОДИНОЧНОЕ КАТАНИЕ
КМС
ЮНИОРКИ**



1 место Тимошенко Полина

МБУ ДО «ДЮСШ № 10» г.о. Самара

2 место Киреева Софья

ГАУ «СШОР № 1» Самара

3 место Коновалова Анастасия

ГАУ «СШОР № 1» Самара

**СОРЕВНОВАНИЯ САМАРСКОЙ ОБЛАСТИ
«СОЗВЕЗДИЕ ЮНЫХ»**

среди юниоров 12-21 год, юниорок 12-19 лет, юношей 10-19 лет, девушек 10-17 лет,
(одиночное катание, танцы на льду, синхронное катание) по фигурному катанию на коньках

г. Самара, ФСК «Орбита»

08 – 09 декабря 2020г.

**ОДИНОЧНОЕ КАТАНИЕ
КМС
ЮНИОРКИ**

ОКОНЧАТЕЛЬНЫЕ РЕЗУЛЬТАТЫ

ОК	КП	ПП	Фамилия Имя	Год рожде ния	Организация	Город	Очки
1	3	1	Тимошенко Полина	2007	МБУ ДО «ДЮСШ № 10» г.о. Самара	Самара	106,23
2	1	3	Киреева Софья	2007	ГАУ «СШОР № 1»	Самара	105,15
3	2	2	Коновалова Анастасия	2007	ГАУ «СШОР № 1»	Самара	104,38
4	7	4	Сафонова Ариадна	2007	ГАУ «СШОР № 1»	Самара	94,78
5	5	6	Овчаренко Анжелика	2006	ГАУ «СШОР № 1»	Самара	92,53
6	6	5	Скурук Анна	2007	МБУ ДО «ДЮСШ № 10» г.о. Самара	Самара	92,31
7	4	7	Баранова Екатерина	2007	ГАУ «СШОР № 1»	Самара	91,68
8	8	8	Антошкина Анна	2007	МБУ ДО «ДЮСШ № 10» г.о. Самара	Самара	80,49

Технический контролёр



Бердникова Елена

Самара

ВК

Старший судья



Харчева Ольга

Самара

ВК

Главный судья,
председатель судейской коллегии

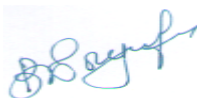


Юнусова
Елизавета

Самара

ВК

Президент СООО «Федерация фигурного
катания на коньках»



Богуш Вера

Самара

ВК

КМС ЮНИОРКИ

RESULT DETAILS SHORT PROGRAM

Pl.	Name	Nation	Total Segment Score =	Total Element Score +	Tot. Prog. Comp. Score * +	SS	TR	PE	CO	IN	Deduct. -
1	София КИРЕЕВА	CAM	38.84	19.70	19.14	4.67	4.58	4.83	4.92	4.92	0.00
2	Анастасия КОНОВАЛОВА	CAM	36.84	17.24	19.60	4.67	4.67	5.00	5.08	5.08	0.00
3	Полина ТИМОШЕНКО	CAM	34.89	17.29	17.60	4.50	4.17	4.33	4.50	4.50	0.00
4	Екатерина БАРАНОВА	CAM	32.54	15.66	16.88	4.25	4.00	4.17	4.25	4.42	0.00
5	Анжелика ОВЧАРЕНКО	CAM	32.06	14.60	18.46	4.42	4.33	4.67	4.83	4.83	1.00
6	Ариадна САФОНОВА	CAM	30.33	13.59	16.74	4.17	3.92	4.25	4.33	4.25	0.00
7	Анна СКУРУК	CAM	28.93	12.13	16.80	4.00	4.00	4.42	4.33	4.25	0.00
8	Анна АНТОШКИНА	CAM	25.19	9.11	16.08	3.92	3.83	4.00	4.17	4.17	0.00

SS = Skating Skills

TR = Transitions

PE = Performance

CO = Composition

IN = Interpretation of the Music

* = factored score

Printed: 08.12.2020 14:54:57

KMC ЮНИОРКИ SHORT PROGRAM

JUDGES DETAILS PER SKATER

Rank	Name	Nation	Starting Number	Total Segment Score	Total Element Score	Program Component Score (factored)	Total Deductions
1	София КИРЕЕВА	CAM	5	38.84	19.70	19.14	0.00

#	Executed Elements	Info	Base Value	GOE	J1	J2	J3	J4	J5	J6	J7	J8	J9	Ref	Scores of Panel
1	2A<	<	2.64	-0.44	-2	-1	-2	-2	-1						2.20
2	2Lz		2.10	0.21	1	1	1	0	1						2.31
3	LSp4		2.70	0.27	1	1	1	1	1						2.97
4	StSq2		2.60	0.26	1	1	2	1	1						2.86
5	2F+2T		3.41	x 0.18	1	1	1	1	1						3.59
6	FCSp2		2.30	-0.15	0	-1	-1	-1	0						2.15
7	CCoSp4		3.50	0.12	1	0	2	0	0						3.62
			19.25												19.70
Program Components			Factor												
Skating Skills			0.80		4.50	4.50	4.75	4.75	4.75						4.67
Transitions			0.80		4.50	4.50	4.75	4.50	4.75						4.58
Performance			0.80		4.50	4.50	4.75	5.25	5.25						4.83
Composition			0.80		4.75	4.75	5.00	5.25	5.00						4.92
Interpretation of the Music			0.80		4.75	4.75	5.00	5.50	5.00						4.92
Judges Total Program Component Score (factored)															19.14

Deductions	0.00
-------------------	-------------

< Under-rotated jump x Credit for highlight distribution, base value multiplied by 1.1

Rank	Name	Nation	Starting Number	Total Segment Score	Total Element Score	Program Component Score (factored)	Total Deductions
2	Анастасия КОНОВАЛОВА	CAM	7	36.84	17.24	19.60	0.00

#	Executed Elements	Info	Base Value	GOE	J1	J2	J3	J4	J5	J6	J7	J8	J9	Ref	Scores of Panel
1	2A		3.30	0.22	0	0	1	1	1						3.52
2	2F+2Lo		3.50	0.00	0	0	0	0	0						3.50
3	LSpB		1.20	0.00	0	0	0	0	1						1.20
4	FCSpB		1.60	-0.37	-2	-3	-2	-3	-1						1.23
5	StSqB		1.50	0.15	0	1	1	1	1						1.65
6	2Lz		2.31	x 0.21	0	1	1	1	1						2.52
7	CCoSp4		3.50	0.12	0	0	1	0	1						3.62
			16.91												17.24
Program Components			Factor												
Skating Skills			0.80		4.50	4.50	4.75	4.75	4.75						4.67
Transitions			0.80		4.25	4.50	4.75	4.75	4.75						4.67
Performance			0.80		4.25	4.50	5.25	5.25	5.25						5.00
Composition			0.80		4.50	4.75	5.25	5.50	5.25						5.08
Interpretation of the Music			0.80		4.50	4.75	5.25	5.50	5.25						5.08
Judges Total Program Component Score (factored)															19.60

Deductions	0.00
-------------------	-------------

x Credit for highlight distribution, base value multiplied by 1.1

KMC ЮНИОРКИ SHORT PROGRAM

JUDGES DETAILS PER SKATER

Rank	Name	Nation	Starting Number	Total Segment Score	Total Element Score	Program Score (factored)	Total Component Score (factored)	Total Deductions
3	Полина ТИМОШЕНКО	CAM	6	34.89	17.29		17.60	0.00

#	Executed Elements	Info	Base Value	GOE	J1	J2	J3	J4	J5	J6	J7	J8	J9	Ref	Scores of Panel
1	2A		3.30	-0.88	-3	-2	-3	-3	-2						2.42
2	3S<+2T<<	<<	3.84	-1.26	-4	-3	-3	-4	-4						2.58
3	FCSp3		2.80	0.28	1	1	1	1	1						3.08
4	StSq1		1.80	0.00	0	0	0	0	1						1.80
5	2Lze	e	1.85	x -0.23	-2	0	0	-2	-2						1.62
6	LSp4		2.70	0.09	1	0	0	0	1						2.79
7	CCoSp3		3.00	0.00	0	0	-1	0	1						3.00
			19.29												17.29
Program Components				Factor											
Skating Skills				0.80	4.50	4.50	4.50	4.25	4.50						4.50
Transitions				0.80	4.00	4.25	4.25	4.00	4.25						4.17
Performance				0.80	4.50	4.25	4.50	4.25	4.25						4.33
Composition				0.80	4.50	4.50	4.50	4.50	4.50						4.50
Interpretation of the Music				0.80	4.50	4.50	4.50	4.50	4.50						4.50
Judges Total Program Component Score (factored)															17.60

Deductions	0.00
-------------------	-------------

< Under-rotated jump << Downgraded jump x Credit for highlight distribution, base value multiplied by 1.1 e Wrong edge

Rank	Name	Nation	Starting Number	Total Segment Score	Total Element Score	Program Score (factored)	Total Component Score (factored)	Total Deductions
4	Екатерина БАРАНОВА	CAM	1	32.54	15.66		16.88	0.00

#	Executed Elements	Info	Base Value	GOE	J1	J2	J3	J4	J5	J6	J7	J8	J9	Ref	Scores of Panel
1	2A<<	<<	1.10	-0.44	-5	-4	-4	-4	-4						0.66
2	FCSp2		2.30	0.00	0	0	0	0	1						2.30
3	2Lz		2.10	-0.07	0	0	-1	-1	0						2.03
4	LSp1		1.50	-0.10	-1	-1	0	-1	0						1.40
5	StSq1		1.80	0.00	0	0	0	0	0						1.80
6	2Lo+2Lo		3.74	x 0.00	0	0	0	0	1						3.74
7	CCoSp4		3.50	0.23	1	1	-1	0	1						3.73
			16.04												15.66
Program Components				Factor											
Skating Skills				0.80	4.25	4.00	4.25	4.25	4.50						4.25
Transitions				0.80	3.75	4.00	4.00	4.00	4.00						4.00
Performance				0.80	4.00	4.00	4.00	4.50	4.50						4.17
Composition				0.80	4.25	4.25	4.25	4.25	4.25						4.25
Interpretation of the Music				0.80	4.25	4.25	4.50	4.50	4.50						4.42
Judges Total Program Component Score (factored)															16.88

Deductions	0.00
-------------------	-------------

<< Downgraded jump x Credit for highlight distribution, base value multiplied by 1.1

KMC ЮНИОРКИ SHORT PROGRAM

JUDGES DETAILS PER SKATER

Rank	Name	Nation	Starting Number	Total Segment Score	Total Element Score	Program Component Score (factored)	Total Deductions
5	Анжелика ОВЧАРЕНКО	CAM	8	32.06	14.60	18.46	-1.00

#	Executed Elements	Info	Base Value	GOE	J1	J2	J3	J4	J5	J6	J7	J8	J9	Ref	Scores of Panel
1	StSq2		2.60	0.09	0	0	0	1	1						2.69
2	2A<<	<<	1.10	-0.55	-5	-5	-5	-5	-5						0.55
3	LSp2		1.90	-0.25	-2	-2	-1	-1	-1						1.65
4	2Lz		2.10	0.07	0	0	0	1	1						2.17
5	FCSp1		1.90	0.00	0	-1	0	0	0						1.90
6	3S<<+2T<	<<	2.57	x -0.43	-3	-4	-4	-3	-3						2.14
7	CCoSp4		3.50	0.00	0	-1	0	0	1						3.50
			15.67												14.60
Program Components				Factor											
Skating Skills				0.80	4.25	4.25	4.50	4.50	4.75						4.42
Transitions				0.80	4.25	4.00	4.25	4.50	4.50						4.33
Performance				0.80	4.50	4.00	4.50	5.00	5.00						4.67
Composition				0.80	4.50	4.50	4.75	5.25	5.25						4.83
Interpretation of the Music				0.80	4.25	4.25	5.00	5.50	5.25						4.83
Judges Total Program Component Score (factored)															18.46

Deductions	Falls: -1.00	-1.00
-------------------	--------------	--------------

< Under-rotated jump << Downgraded jump x Credit for highlight distribution, base value multiplied by 1.1

Rank	Name	Nation	Starting Number	Total Segment Score	Total Element Score	Program Component Score (factored)	Total Deductions
6	Ариадна САФОНОВА	CAM	4	30.33	13.59	16.74	0.00

#	Executed Elements	Info	Base Value	GOE	J1	J2	J3	J4	J5	J6	J7	J8	J9	Ref	Scores of Panel
1	2A<<	<<	1.10	-0.40	-4	-4	-4	-3	-3						0.70
2	2Lo+2T		3.00	0.00	0	0	-1	0	1						3.00
3	CCoSp3V	nC	2.25	-0.23	-1	-1	-1	-1	0						2.02
4	StSqB		1.50	0.00	0	0	0	0	0						1.50
5	2Lz<	<	1.85	x -0.34	-2	-2	-2	-2	-1						1.51
6	LSp3		2.40	0.24	1	1	1	1	1						2.64
7	FCSp2		2.30	-0.08	0	0	-1	-1	0						2.22
			14.40												13.59
Program Components				Factor											
Skating Skills				0.80	4.00	4.00	4.25	4.25	4.25						4.17
Transitions				0.80	3.75	3.75	4.00	4.00	4.00						3.92
Performance				0.80	3.75	4.00	4.50	4.75	4.25						4.25
Composition				0.80	4.00	4.25	4.50	4.25	4.50						4.33
Interpretation of the Music				0.80	4.00	4.00	4.25	4.50	4.50						4.25
Judges Total Program Component Score (factored)															16.74

Deductions		0.00
-------------------	--	-------------

< Under-rotated jump << Downgraded jump x Credit for highlight distribution, base value multiplied by 1.1

KMC ЮНИОРКИ SHORT PROGRAM

JUDGES DETAILS PER SKATER

Rank	Name	Nation	Starting Number	Total Segment Score	Total Element Score	Program Component Score (factored)	Total Deductions
7	Анна СКУРУК	CAM	2	28.93	12.13	16.80	0.00

#	Executed Elements	Info	Base Value	GOE	J1	J2	J3	J4	J5	J6	J7	J8	J9	Ref	Scores of Panel
1	FCSp2		2.30	-0.23	-1	-1	-1	-1	1						2.07
2	2Lzq	q	0.00	0.00	-	-	-	-	-						0.00
3	CCoSp4		3.50	0.00	0	0	1	0	0						3.50
4	2F<+1T*	*	1.44	-0.72	-5	-5	-5	-5	-5						0.72
5	2A<<	<<	1.21	x -0.37	-4	-4	-3	-3	-3						0.84
6	LSp3		2.40	0.00	0	0	0	0	0						2.40
7	StSq2		2.60	0.00	0	-	0	0	0						2.60
			13.45												12.13
Program Components				Factor											
Skating Skills				0.80	4.00	4.00	4.00	4.00	4.00						4.00
Transitions				0.80	3.50	4.00	4.00	4.00	4.00						4.00
Performance				0.80	4.00	4.50	4.50	4.50	4.25						4.42
Composition				0.80	4.25	4.25	4.50	4.50	4.25						4.33
Interpretation of the Music				0.80	4.00	4.25	4.50	4.25	4.25						4.25
Judges Total Program Component Score (factored)															16.80

Deductions	0.00
-------------------	-------------

< Under-rotated jump << Downgraded jump * Invalid element x Credit for highlight distribution, base value multiplied by 1.1

Rank	Name	Nation	Starting Number	Total Segment Score	Total Element Score	Program Component Score (factored)	Total Deductions
8	Анна АНТОШКИНА	CAM	3	25.19	9.11	16.08	0.00

#	Executed Elements	Info	Base Value	GOE	J1	J2	J3	J4	J5	J6	J7	J8	J9	Ref	Scores of Panel
1	2A<<	<<	1.10	-0.44	-5	-4	-4	-4	-4						0.66
2	FCSpB		1.60	-0.16	-1	-1	-1	-1	0						1.44
3	2Lzq	q	0.00	0.00	-	-	-	-	-						0.00
4	CCoSp4		3.50	0.00	0	0	0	0	0						3.50
5	1F*	*	0.00	x 0.00	-	-	-	-	-						0.00
6	StSq1		1.80	0.00	0	0	0	0	0						1.80
7	LSp2		1.90	-0.19	-1	-1	-1	-1	0						1.71
			9.90												9.11
Program Components				Factor											
Skating Skills				0.80	4.00	4.00	4.00	3.75	3.75						3.92
Transitions				0.80	3.75	4.00	4.00	3.75	3.75						3.83
Performance				0.80	3.75	4.00	4.25	4.00	4.00						4.00
Composition				0.80	4.25	4.25	4.25	4.00	4.00						4.17
Interpretation of the Music				0.80	4.25	4.25	4.25	4.00	4.00						4.17
Judges Total Program Component Score (factored)															16.08

Deductions	0.00
-------------------	-------------

<< Downgraded jump * Invalid element x Credit for highlight distribution, base value multiplied by 1.1

printed: 08.12.2020 14:55:18

КМС ЮНИОРКИ

RESULT DETAILS FREE SKATING

Pl.	Name	Nation	Total Segment Score =	Total Element Score +	Tot. Prog. Comp. Score * +	SS	TR	PE	CO	IN	Deduct. -
1	Полина ТИМОШЕНКО	CAM	71.34	30.81	40.53	5.08	4.83	5.00	5.25	5.17	0.00
2	Анастасия КОНОВАЛОВА	CAM	67.54	28.47	41.07	4.92	4.83	5.17	5.42	5.33	2.00
3	София КИРЕЕВА	CAM	66.31	26.10	41.21	5.17	4.92	5.17	5.25	5.25	1.00
4	Ариадна САФОНОВА	CAM	64.45	28.37	37.08	4.67	4.42	4.67	4.67	4.75	1.00
5	Анна СКУРУК	CAM	61.56	25.17	36.39	4.58	4.33	4.58	4.67	4.58	0.00
6	Анжелика ОВЧАРЕНКО	CAM	60.47	23.14	39.33	4.83	4.75	4.83	5.17	5.00	2.00
7	Екатерина БАРАНОВА	CAM	59.14	20.47	38.67	4.67	4.67	4.83	5.08	4.92	0.00
8	Анна АНТОШКИНА	CAM	53.55	19.62	34.93	4.33	4.25	4.25	4.42	4.58	1.00

SS = Skating Skills

TR = Transitions

PE = Performance

CO = Composition

IN = Interpretation of the Music

* = factored score

Printed: 09.12.2020 16:39:51

KMC ЮНИОРКИ FREE SKATING

JUDGES DETAILS PER SKATER

Rank	Name	Nation	Starting Number	Total Segment Score	Total Element Score	Program Component Score (factored)	Total Deductions
1	Полина ТИМОШЕНКО	CAM	7	71.34	30.81	40.53	0.00

#	Executed Elements	Info	Base Value	GOE	J1	J2	J3	J4	J5	J6	J7	J8	J9	Ref	Scores of Panel	
1	2A+1Eu+2F		5.60	0.33	1	0	1	1	1						5.93	
2	3S<<+2T	<<	2.60	-0.39	-3	-3	-3	-3	-3						2.21	
3	FCCoSp3		3.00	0.50	1	1	2	2	2						3.50	
4	2A		3.30	0.22	0	0	1	1	1						3.52	
5	3S<<	<<	1.30	-0.43	-4	-4	-3	-3	-3						0.87	
6	2Lo		1.87	x 0.17	0	1	1	1	1						2.04	
7	CCoSp4		3.50	0.47	0	1	2	1	2						3.97	
8	StSq1		1.80	0.00	0	0	1	0	0						1.80	
9	2Lz!	!	2.31	x 0.07	0	1	1	0	0						2.38	
10	2F		1.98	x -0.36	-2	-2	-2	-2	-4						1.62	
11	LSp4		2.70	0.27	1	1	1	1	1						2.97	
			29.96												30.81	
Program Components			Factor													
Skating Skills			1.60		5.00	5.25	5.25	4.75	5.00						5.08	
Transitions			1.60		4.50	5.00	5.00	4.75	4.75						4.83	
Performance			1.60		5.00	5.00	5.25	5.00	5.00						5.00	
Composition			1.60		5.25	5.25	5.25	5.25	5.25						5.25	
Interpretation of the Music			1.60		5.00	5.00	5.50	5.25	5.25						5.17	
Judges Total Program Component Score (factored)																40.53

Deductions		0.00
-------------------	--	-------------

<< Downgraded jump x Credit for highlight distribution, base value multiplied by 1.1 ! Not clear edge

Rank	Name	Nation	Starting Number	Total Segment Score	Total Element Score	Program Component Score (factored)	Total Deductions
2	Анастасия КОНОВАЛОВА	CAM	6	67.54	28.47	41.07	-2.00

#	Executed Elements	Info	Base Value	GOE	J1	J2	J3	J4	J5	J6	J7	J8	J9	Ref	Scores of Panel	
1	2A		3.30	0.00	0	0	0	0	0						3.30	
2	2Lz+2Lo		3.80	0.21	0	1	1	1	1						4.01	
3	CCoSp4		3.50	0.23	0	0	1	1	1						3.73	
4	StSqB		1.50	0.15	1	1	1	1	1						1.65	
5	2F<	<	1.44	-0.29	-4	-1	-2	-2	-2						1.15	
6	2F+1Eu+2S		3.60	-0.36	-3	-2	-2	-2	-2						3.24	
7	2Lo		1.87	x 0.06	0	0	1	1	0						1.93	
8	FSSp1		2.00	0.20	0	1	1	1	1						2.20	
9	3S<<	<<	1.43	x -0.65	-5	-5	-5	-5	-5						0.78	
10	2A+2T		5.06	x 0.22	0	1	1	-1	1						5.28	
11	LSpB		1.20	0.00	0	0	0	0	0						1.20	
			28.70												28.47	
Program Components			Factor													
Skating Skills			1.60		4.75	4.75	5.25	5.00	5.00						4.92	
Transitions			1.60		4.50	4.75	5.00	4.75	5.00						4.83	
Performance			1.60		5.00	5.00	5.50	5.00	5.50						5.17	
Composition			1.60		5.00	5.25	5.50	5.50	5.50						5.42	
Interpretation of the Music			1.60		4.75	5.00	5.50	5.50	5.50						5.33	
Judges Total Program Component Score (factored)																41.07

Deductions	Falls: -2.00	-2.00
-------------------	--------------	--------------

< Under-rotated jump << Downgraded jump x Credit for highlight distribution, base value multiplied by 1.1

KMC ЮНИОРКИ FREE SKATING

JUDGES DETAILS PER SKATER

Rank	Name	Nation	Starting Number	Total Segment Score	Total Element Score	Program Component Score (factored)	Total Deductions
3	София КИРЕЕВА	CAM	8	66.31	26.10	41.21	-1.00

#	Executed Elements	Info	Base Value	GOE	J1	J2	J3	J4	J5	J6	J7	J8	J9	Ref	Scores of Panel
1	2A<	<	2.64	-1.32	-5	-5	-5	-5	-5						1.32
2	LSp4		2.70	0.45	2	2	1	1	2						3.15
3	StSq1		1.80	0.24	1	1	0	2	2						2.04
4	3S<<	<<	1.30	-0.35	-3	-3	-3	-2	-2						0.95
5	2Lz		2.10	0.14	1	0	0	1	1						2.24
6	FSSp1		2.00	0.20	1	1	1	1	1						2.20
7	2F+2T		3.10	0.00	0	0	0	0	1						3.10
8	3T<<	<<	1.43	x -0.65	-5	-5	-5	-5	-4						0.78
9	2Lz+1Eu+2F		4.84	x 0.07	1	0	0	0	1						4.91
10	2Lo+1T		2.31	x 0.00	0	0	0	0	0						2.31
11	CCoSp3		3.00	0.10	0	0	0	1	1						3.10
			27.22												26.10
Program Components				Factor											
Skating Skills				1.60	5.00	5.00	5.25	5.50	5.25						5.17
Transitions				1.60	4.75	4.75	5.00	5.25	5.00						4.92
Performance				1.60	5.25	5.00	5.00	5.75	5.25						5.17
Composition				1.60	5.00	5.00	5.25	5.75	5.50						5.25
Interpretation of the Music				1.60	5.25	5.00	5.00	5.75	5.50						5.25
Judges Total Program Component Score (factored)															41.21

Deductions	Falls: -1.00	-1.00
-------------------	--------------	--------------

< Under-rotated jump << Downgraded jump x Credit for highlight distribution, base value multiplied by 1.1

Rank	Name	Nation	Starting Number	Total Segment Score	Total Element Score	Program Component Score (factored)	Total Deductions
4	Ариадна САФОНОВА	CAM	4	64.45	28.37	37.08	-1.00

#	Executed Elements	Info	Base Value	GOE	J1	J2	J3	J4	J5	J6	J7	J8	J9	Ref	Scores of Panel
1	2F		1.80	0.00	0	0	0	0	1						1.80
2	LSp3		2.40	0.24	1	1	1	1	1						2.64
3	2Lz		2.10	0.00	0	0	0	0	0						2.10
4	2Lo		1.70	0.00	0	0	0	0	0						1.70
5	StSq2		2.60	0.17	0	0	1	1	1						2.77
6	2A<<	<<	1.10	-0.55	-5	-5	-5	-5	-5						0.55
7	FCCoSp3		3.00	0.00	0	0	0	0	0						3.00
8	2Lz<+1Eu+2S	<	3.83	x -0.17	-1	-1	-1	-1	-1						3.66
9	2Lo+2T		3.30	x 0.00	0	0	0	0	-1						3.30
10	2F+2T		3.41	x -0.06	0	-1	-1	0	0						3.35
11	CCoSp4		3.50	0.00	1	0	0	0	0						3.50
			28.74												28.37
Program Components				Factor											
Skating Skills				1.60	4.50	4.50	4.75	4.75	4.75						4.67
Transitions				1.60	4.25	4.25	4.50	4.50	4.50						4.42
Performance				1.60	4.75	4.25	4.75	4.50	4.75						4.67
Composition				1.60	4.50	4.50	4.75	4.75	4.75						4.67
Interpretation of the Music				1.60	4.75	4.50	4.75	4.75	4.75						4.75
Judges Total Program Component Score (factored)															37.08

Deductions	Falls: -1.00	-1.00
-------------------	--------------	--------------

< Under-rotated jump << Downgraded jump x Credit for highlight distribution, base value multiplied by 1.1

KMC ЮНИОРКИ FREE SKATING

JUDGES DETAILS PER SKATER

Rank	Name	Nation	Starting Number	Total Segment Score	Total Element Score	Program Component Score (factored)	Total Deductions
5	Анна СКУРУК	CAM	3	61.56	25.17	36.39	0.00

#	Executed Elements	Info	Base Value	GOE	J1	J2	J3	J4	J5	J6	J7	J8	J9	Ref	Scores of Panel
1	CCoSp4		3.50	0.35	1	0	1	1	1						3.85
2	2S+1Eu+2F<	<	3.24	-0.19	-1	-1	-1	-2	-2						3.05
3	2Lz<+2T	<	2.98	-0.45	-2	-3	-3	-3	-2						2.53
4	FCCoSp3		3.00	0.00	0	0	0	0	1						3.00
5	2A<<	<<	1.10	-0.37	-4	-4	-3	-3	-3						0.73
6	StSq2		2.60	0.00	0	0	0	0	0						2.60
7	2T		1.30	0.00	0	0	0	0	0						1.30
8	2Lo+1A+SEQ		2.46	x 0.00	0	0	0	0	0						2.46
9	LSp3		2.40	0.16	0	0	1	1	1						2.56
10	2F		1.98	x -0.12	0	0	-2	-1	-1						1.86
11	2Lo<	<	1.50	x -0.27	-2	-1	-2	-2	-2						1.23
			26.06												25.17
Program Components			Factor												
	Skating Skills		1.60		4.50	4.75	4.75	4.50	4.50						4.58
	Transitions		1.60		4.25	4.50	5.00	4.25	4.25						4.33
	Performance		1.60		4.50	4.75	5.00	4.50	4.50						4.58
	Composition		1.60		4.75	4.75	4.75	4.50	4.50						4.67
	Interpretation of the Music		1.60		4.50	4.75	5.00	4.50	4.50						4.58
	Judges Total Program Component Score (factored)														36.39

Deductions		0.00
-------------------	--	-------------

< Under-rotated jump << Downgraded jump x Credit for highlight distribution, base value multiplied by 1.1

Rank	Name	Nation	Starting Number	Total Segment Score	Total Element Score	Program Component Score (factored)	Total Deductions
6	Анжелика ОВЧАРЕНКО	CAM	2	60.47	23.14	39.33	-2.00

#	Executed Elements	Info	Base Value	GOE	J1	J2	J3	J4	J5	J6	J7	J8	J9	Ref	Scores of Panel
1	2Lz		2.10	0.21	1	1	1	1	1						2.31
2	2A<	<	2.64	-1.32	-5	-5	-5	-5	-5						1.32
3	2F+1Eu+2S		3.60	0.00	0	-1	0	0	0						3.60
4	LSp2		1.90	0.00	0	0	0	0	0						1.90
5	StSq1		1.80	0.00	0	0	0	1	0						1.80
6	2Lz+2Lo<	<	3.46	-1.05	-5	-5	-5	-5	-5						2.41
7	3S<<+2T	<<	2.86	x -0.39	-3	-3	-3	-1	-3						2.47
8	CCoSp2V	nS	1.88	0.00	0	0	0	0	0						1.88
9	2F		1.98	x -0.06	0	0	-1	-1	0						1.92
10	2Lo		1.87	x -0.34	-1	-2	-2	-2	-2						1.53
11	FCCoSp1		2.00	0.00	0	0	0	1	0						2.00
			26.09												23.14
Program Components			Factor												
	Skating Skills		1.60		4.75	4.75	5.00	5.00	4.75						4.83
	Transitions		1.60		4.50	4.75	5.00	4.75	4.75						4.75
	Performance		1.60		4.50	5.00	5.25	4.75	4.75						4.83
	Composition		1.60		5.00	5.00	5.25	5.25	5.25						5.17
	Interpretation of the Music		1.60		4.75	5.00	5.25	5.00	5.00						5.00
	Judges Total Program Component Score (factored)														39.33

Deductions	Falls: -2.00	-2.00
-------------------	--------------	--------------

< Under-rotated jump << Downgraded jump x Credit for highlight distribution, base value multiplied by 1.1

KMC ЮНИОРКИ FREE SKATING

JUDGES DETAILS PER SKATER

Rank	Name	Nation	Starting Number	Total Segment Score	Total Element Score	Program Component Score (factored)	Total Deductions
7	Екатерина БАРАНОВА	CAM	5	59.14	20.47	38.67	0.00

#	Executed Elements	Info	Base Value	GOE	J1	J2	J3	J4	J5	J6	J7	J8	J9	Ref	Scores of Panel	
1	2A<<	<<	1.10	-0.51	-5	-5	-5	-4	-4						0.59	
2	StSq1		1.80	0.00	0	0	0	0	0						1.80	
3	3S<<	<<	1.30	-0.56	-5	-5	-4	-4	-4						0.74	
4	LSp2		1.90	0.32	1	1	2	2	2						2.22	
5	1Lz		0.60	-0.08	-2	-2	-1	-1	0						0.52	
6	2F		1.80	0.00	0	0	0	0	0						1.80	
7	2Lo+1Eu+2S		3.85	x 0.00	0	0	-1	0	0						3.85	
8	FSSp		0.00	0.00	-	-	-	-	-						0.00	
9	2Lz+2T		3.74	x -0.07	0	0	-1	-1	0						3.67	
10	2F		1.98	x -0.78	-4	-5	-5	-4	-2						1.20	
11	CCoSp4		3.50	0.58	1	1	2	2	2						4.08	
			21.57												20.47	
Program Components			Factor													
Skating Skills			1.60		4.50	4.50	5.00	4.75	4.75							4.67
Transitions			1.60		4.25	4.50	4.75	4.75	4.75							4.67
Performance			1.60		4.50	4.50	5.00	5.00	5.00							4.83
Composition			1.60		4.50	4.75	5.25	5.25	5.25							5.08
Interpretation of the Music			1.60		4.50	4.50	5.00	5.25	5.25							4.92
Judges Total Program Component Score (factored)																38.67

Deductions	0.00
-------------------	-------------

<< Downgraded jump x Credit for highlight distribution, base value multiplied by 1.1

Rank	Name	Nation	Starting Number	Total Segment Score	Total Element Score	Program Component Score (factored)	Total Deductions
8	Анна АНТОШКИНА	CAM	1	53.55	19.62	34.93	-1.00

#	Executed Elements	Info	Base Value	GOE	J1	J2	J3	J4	J5	J6	J7	J8	J9	Ref	Scores of Panel	
1	CCoSp4		3.50	0.00	0	0	0	0	0						3.50	
2	2S		1.30	0.00	0	0	0	1	0						1.30	
3	2F		1.80	0.00	0	0	0	0	0						1.80	
4	2A<<	<<	1.10	-0.55	-5	-5	-5	-5	-5						0.55	
5	2Lo		1.70	0.06	1	1	0	0	0						1.76	
6	FCCoSp2V	nC	1.88	0.00	0	0	1	0	0						1.88	
7	StSq1		1.80	0.00	0	0	0	0	0						1.80	
8	2Lo+2T<<	<<	2.31	x -0.68	-4	-4	-4	-4	-4						1.63	
9	2Lz<<	<<	0.66	x -0.24	-4	-4	-4	-4	-4						0.42	
10	2F+1Eu+2S		3.96	x -0.18	-1	-1	-1	-1	0						3.78	
11	LSp1		1.50	-0.30	-2	-2	-2	-2	-2						1.20	
			21.51												19.62	
Program Components			Factor													
Skating Skills			1.60		4.25	4.25	4.50	4.50	4.25							4.33
Transitions			1.60		4.00	4.25	4.50	4.50	4.00							4.25
Performance			1.60		4.25	4.25	4.50	4.25	4.25							4.25
Composition			1.60		4.50	4.50	4.25	4.50	4.25							4.42
Interpretation of the Music			1.60		4.50	4.50	4.75	4.75	4.25							4.58
Judges Total Program Component Score (factored)																34.93

Deductions	Falls: -1.00	-1.00
-------------------	--------------	--------------

<< Downgraded jump x Credit for highlight distribution, base value multiplied by 1.1

СОРЕВНОВАНИЯ САМАРСКОЙ ОБЛАСТИ

«СОЗВЕЗДИЕ ЮНЫХ»

среди юниоров 12-21 год, юниорок 12-19 лет, юношей 10-19 лет, девушек 10-17 лет,
(одиночное катание, танцы на льду, синхронное катание) по фигурному катанию на коньках

г. Самара, ФСК «Орбита»




08 – 09 декабря 2020г.

ТАНЦЫ НА ЛЬДУ

1 СПОРТИВНЫЙ РАЗРЯД ДЕВУШКИ, ЮНОШИ

СПРАВКА

о составе и квалификации судейской коллегии согласно приказу
Министерства спорта России от 20 февраля 2017 года № 108

Технический контролер	Харчева Ольга	Самара	ВК
Технический специалист	Кузьяев Валентин	Тольятти	ВК
Ассистент технического специалиста	Русских Ольга	Самара	ВК
Старший судья	Богуш Наталья	Самара	ВК
Судьи	1 Богуш Наталья	Самара	ВК
	2 Поликарпова Анна	Самара	ВК
	3 Левина Татьяна	Самара	ВК
	4 Патокина Александра	Самара	б/к
	5 Кудашев Артем	Тольятти	ВК
Оператор ввода данных	Мадонова Галина	Самара	2К
Оператор видеоповтора	Белов Вячеслав	Самара	1К
Видеооператор	Ножова Елена	Самара	2К
Судья при участниках	Лямаева Кристина	Самара	б/к
Главный судья, председатель судейской коллегии	 Юнусова Елизавета	Самара	ВК
Главный секретарь	 Головастова Наталия	Самара	1К
Президент СООО «Федерация фигурного катания на коньках»	 Богуш Вера	Самара	ВК

СОРЕВНОВАНИЯ САМАРСКОЙ ОБЛАСТИ

«СОЗВЕЗДИЕ ЮНЫХ»

среди юниоров 12-21 год, юниорок 12-19 лет, юношей 10-19 лет, девушек 10-17 лет,
(одиночное катание, танцы на льду, синхронное катание) по фигурному катанию на коньках

г. Самара, ФСК «Орбита»

08 – 09 декабря 2020г.

ТАНЦЫ НА ЛЬДУ 1 СПОРТИВНЫЙ РАЗРЯД ДЕВУШКИ, ЮНОШИ



1 место Ломова Василиса/ Явный Тимофей

ГАУ «СШОР №1», г. Самара

2 место Тикунова Полина/ Грейскоп Леонид

ГАУ «СШОР №1», г. Самара

3 место Швецова Валерия/ Пискайкин Александр

ГАУ «СШОР №1», г. Самара

СОРЕВНОВАНИЯ САМАРСКОЙ ОБЛАСТИ
«СОЗВЕЗДИЕ ЮНЫХ»

среди юниоров 12-21 год, юниорок 12-19 лет, юношей 10-19 лет, девушек 10-17 лет,
(одиночное катание, танцы на льду, синхронное катание) по фигурному катанию на коньках

г. Самара, ФСК «Орбита»

08 – 09 декабря 2020г.

ТАНЦЫ НА ЛЬДУ
1 СПОРТИВНЫЙ РАЗРЯД
ДЕВУШКИ, ЮНОШИ

ОКОНЧАТЕЛЬНЫЕ РЕЗУЛЬТАТЫ

Место	Имя	Год Рождения	Регион	Общая сумма	Об 1	Об 2	Пт	Разрядные требования
1	Ломова Василиса/ Явный Тимофей ГАОУ «СШОР №1», г. Самара	2007/ 2005	Самара	102,61	1	1	1	Выполнены
2	Тикунова Полина/ Грейскоп Леонид ГАОУ «СШОР №1», г. Самара	2009 / 2008	Самара	89,39	2	2	2	Выполнены
3	Швецова Валерия/ Пискайкин Александр ГАОУ «СШОР №1», г. Самара	2009 / 2006	Самара	81,63	3	3	3	Выполнены

Технический контролёр

Харчева Ольга

Самара

ВК

Старший судья

Богуш Наталья

Самара

ВК

Главный судья,
председатель судейской коллегии

Юнусова Елизавета

Самара

ВК

Главный секретарь

Головастова Наталия

Самара

1К

Президент СООО «Федерация фигурного
катания на коньках»

Богуш Вера

Самара

ВК

СПОРТИВНЫЕ ТАНЦЫ 1 СПОРТИВНЫЙ РАЗРЯД

RESULT DETAILS ЗВЕЗДНЫЙ ВАЛЬС STARLIGHT WALTZ

Pl.	Name	Nation	Total Segment Score =	Total Element Score +	Tot. Prog. Comp. Score * +	SS	TI	PF		IN	Deduct. -
1	Василиса ЛОМОВА / Тимофей ЯВНЫЙ	CAM	26.14	14.53	11.61	4.00	4.08	4.08	0.00	4.42	0.00
2	Полина ТИКУНОВА / Леонид ГРЕЙСКОП	CAM	23.29	12.25	11.04	3.75	3.75	4.25	0.00	4.00	0.00
3	Валерия ШВЕЦОВА / Александр ПИСКАЙКИН	CAM	22.27	11.36	10.91	3.83	3.58	4.08	0.00	4.08	0.00

SS = Skating Skills

TI = Timing

PF = Performance

IN = Interpretation

* = factored score

Printed: 08.12.2020 15:17:55

СПОРТИВНЫЕ ТАНЦЫ 1 СПОРТИВНЫЙ РАЗРЯД ЗВЕЗДНЫЙ ВАЛЬС STARLIGHT WALTZ JUDGE

Rank	Name	Nation	Starting Number	Total Segment Score	Total Element Score	Program Component Score (factored)	Total Deductions
1	Василиса ЛОМОВА / Тимофей ЯВНЫЙ	CAM	1	26.14	14.53	11.61	0.00

#	Executed Elements	Info	Base Value	GOE	J1	J2	J3	J4	J5	J6	J7	J8	J9	Ref	Scores of Panel
1	SW1Sq1Se1+кpNN		3.50	0.35	0	0	1	1	1						3.85
2	SW1Sq2Se1+кpNN		3.50	0.18	0	0	0	1	1						3.68
3	SW2Sq1Se1+кpNN		3.50	0.00	0	0	0	0	0						3.50
4	SW2Sq2Se1+кpNN		3.50	0.00	0	0	0	0	0						3.50
			14.00												14.53
Program Components				Factor											
Skating Skills				0.70	3.75	3.75	4.00	4.25	4.25						4.00
Timing				0.70	3.75	3.75	4.25	4.25	4.25						4.08
Performance				0.70	4.00	4.00	4.25	4.00	4.25						4.08
Interpretation				0.70	4.25	4.00	4.50	4.50	4.50						4.42
Judges Total Program Component Score (factored)															11.61

Deductions	0.00
-------------------	-------------

Rank	Name	Nation	Starting Number	Total Segment Score	Total Element Score	Program Component Score (factored)	Total Deductions
2	Полина ТИКУНОВА / Леонид ГРЕЙСКОП	CAM	2	23.29	12.25	11.04	0.00

#	Executed Elements	Info	Base Value	GOE	J1	J2	J3	J4	J5	J6	J7	J8	J9	Ref	Scores of Panel
1	SW1Sq1Se1+кpNN		3.50	0.18	0	1	1	0	0						3.68
2	SW1Sq2Se1+кpNN		3.50	-0.53	-1	-1	0	-1	-1						2.97
3	SW2Sq1Se1+кpNN		3.50	-0.35	-1	0	1	-1	-1						3.15
4	SW2Sq2Se1+кpNN		3.50	-1.05	-2	-2	-1	-2	-2						2.45
			14.00												12.25
Program Components				Factor											
Skating Skills				0.70	3.50	3.75	4.00	3.75	3.75						3.75
Timing				0.70	3.75	3.75	4.00	3.75	3.75						3.75
Performance				0.70	3.75	4.00	4.50	4.50	4.25						4.25
Interpretation				0.70	3.50	3.75	4.25	4.25	4.00						4.00
Judges Total Program Component Score (factored)															11.04

Deductions	0.00
-------------------	-------------

Rank	Name	Nation	Starting Number	Total Segment Score	Total Element Score	Program Component Score (factored)	Total Deductions
3	Валерия ШВЕЦОВА / Александр ПИСКАЙКИН	CAM	3	22.27	11.36	10.91	0.00

#	Executed Elements	Info	Base Value	GOE	J1	J2	J3	J4	J5	J6	J7	J8	J9	Ref	Scores of Panel
1	SW1Sq1Se1+кpNN		3.50	-0.53	-1	-1	-1	-1	-1						2.97
2	SW1Sq2Se1+кpNN		3.50	-1.05	-2	-2	-2	-2	-2						2.45
3	SW2Sq1Se1+кpNN		3.50	-0.53	-1	-1	0	-1	-1						2.97
4	SW2Sq2Se1+кpNN		3.50	-0.53	-1	-1	-1	-1	-1						2.97
			14.00												11.36
Program Components				Factor											
Skating Skills				0.70	3.50	3.50	3.75	4.25	4.25						3.83
Timing				0.70	3.25	3.50	3.50	3.75	4.00						3.58
Performance				0.70	3.75	3.75	4.25	4.25	4.50						4.08
Interpretation				0.70	3.75	3.75	4.25	4.50	4.25						4.08
Judges Total Program Component Score (factored)															10.91

Deductions	0.00
-------------------	-------------

СПОРТИВНЫЕ ТАНЦЫ 1 СПОРТИВНЫЙ РАЗРЯД

RESULT DETAILS КВИКСТЕП QUICKSTEP

Pl.	Name	Nation	Total Segment Score =	Total Element Score +	Tot. Prog. Comp. Score * +	SS	TI	PF		IN	Deduct. -
1	Василиса ЛОМОВА / Тимофей ЯВНЫЙ	CAM	26.43	14.53	11.90	4.17	4.17	4.33	0.00	4.33	0.00
2	Полина ТИКУНОВА / Леонид ГРЕЙСКОП	CAM	25.48	13.82	11.66	4.00	4.00	4.33	0.00	4.33	0.00
3	Валерия ШВЕЦОВА / Александр ПИСКАЙКИН	CAM	21.75	10.84	10.91	3.67	3.83	3.92	0.00	4.17	0.00

SS = Skating Skills

TI = Timing

PF = Performance

IN = Interpretation

* = factored score

Printed: 08.12.2020 15:19:13

СПОРТИВНЫЕ ТАНЦЫ 1 СПОРТИВНЫЙ РАЗРЯД КВИКСТЕП QUICKSTEP JUDGES DETAILS PER

Rank	Name	Nation	Starting Number	Total Segment Score	Total Element Score	Program Component Score (factored)	Total Deductions
1	Василиса ЛОМОВА / Тимофей ЯВНЫЙ	CAM	3	26.43	14.53	11.90	0.00

#	Executed Elements	Info	Base Value	GOE	J1	J2	J3	J4	J5	J6	J7	J8	J9	Ref	Scores of Panel
1	QS1Sq1+кpNN		3.50	0.53	0	1	1	1	1						4.03
2	QS2Sq1+кpNN		3.50	0.00	-1	0	1	0	0						3.50
3	QS3Sq1+кpNN		3.50	0.00	-1	0	1	0	0						3.50
4	QS4Sq1+кpNN		3.50	0.00	0	0	0	0	0						3.50
			14.00												14.53
	Program Components			Factor											
	Skating Skills			0.70	4.00	4.00	4.25	4.25	4.25						4.17
	Timing			0.70	3.75	4.00	4.25	4.25	4.25						4.17
	Performance			0.70	4.00	4.50	4.50	4.25	4.25						4.33
	Interpretation			0.70	4.00	4.25	4.50	4.50	4.25						4.33
	Judges Total Program Component Score (factored)														11.90

Deductions	0.00
-------------------	-------------

Rank	Name	Nation	Starting Number	Total Segment Score	Total Element Score	Program Component Score (factored)	Total Deductions
2	Полина ТИКУНОВА / Леонид ГРЕЙСКОП	CAM	1	25.48	13.82	11.66	0.00

#	Executed Elements	Info	Base Value	GOE	J1	J2	J3	J4	J5	J6	J7	J8	J9	Ref	Scores of Panel
1	QS1Sq1+кpNN		3.50	0.35	-1	0	1	1	1						3.85
2	QS2Sq1+кpNN		3.50	0.00	0	0	0	0	0						3.50
3	QS3Sq1+кpNN		3.50	0.00	-1	0	0	0	0						3.50
4	QS4Sq1+кpNN		3.50	-0.53	-1	-1	-1	-1	-1						2.97
			14.00												13.82
	Program Components			Factor											
	Skating Skills			0.70	3.75	3.50	4.25	4.00	4.25						4.00
	Timing			0.70	3.50	3.50	4.25	4.25	4.25						4.00
	Performance			0.70	4.00	4.00	4.50	4.50	4.50						4.33
	Interpretation			0.70	4.00	4.00	4.75	4.50	4.50						4.33
	Judges Total Program Component Score (factored)														11.66

Deductions	0.00
-------------------	-------------

Rank	Name	Nation	Starting Number	Total Segment Score	Total Element Score	Program Component Score (factored)	Total Deductions
3	Валерия ШВЕЦОВА / Александр ПИСКАЙКИН	CAM	2	21.75	10.84	10.91	0.00

#	Executed Elements	Info	Base Value	GOE	J1	J2	J3	J4	J5	J6	J7	J8	J9	Ref	Scores of Panel
1	QS1Sq1+кpNN		3.50	-1.05	-2	-2	-2	-3	-2						2.45
2	QS2Sq1+кpNN		3.50	-0.53	-1	-1	-1	-1	-1						2.97
3	QS3Sq1+кpNN		3.50	-1.23	-3	-3	-2	-2	-2						2.27
4	QS4Sq1+кpNN		3.50	-0.35	-1	-1	0	-1	0						3.15
			14.00												10.84
	Program Components			Factor											
	Skating Skills			0.70	3.50	3.50	4.00	3.75	3.75						3.67
	Timing			0.70	3.50	3.50	4.00	4.00	4.00						3.83
	Performance			0.70	3.75	3.75	4.00	4.00	4.00						3.92
	Interpretation			0.70	4.00	3.75	4.25	4.25	4.25						4.17
	Judges Total Program Component Score (factored)														10.91

Deductions	0.00
-------------------	-------------

СПОРТИВНЫЕ ТАНЦЫ 1 СПОРТИВНЫЙ РАЗРЯД

RESULT DETAILS FREE DANCE

Pl.	Name	Nation	Total Segment Score =	Total Element Score +	Tot. Prog. Comp. Score * +	SS	TR	PE	IN	Deduct. -	
1	Василиса ЛОМОВА / Тимофей ЯВНЫЙ	CAM	50.04	30.21	19.83	4.83	4.75	5.08	0.00	5.17	0.00
2	Полина ТИКУНОВА / Леонид ГРЕЙСКОП	CAM	40.62	23.44	17.18	4.17	4.17	4.42	0.00	4.42	0.00
3	Валерия ШВЕЦОВА / Александр ПИСКАЙКИН	CAM	37.61	22.03	15.58	3.75	3.75	4.00	0.00	4.08	0.00

SS = Skating Skills

TR = Transitions

PE = Performance

IN = Interpretation of the Music/Timing

* = factored score

Printed: 09.12.2020 17:30:46

СПОРТИВНЫЕ ТАНЦЫ 1 СПОРТИВНЫЙ РАЗРЯД FREE DANCE

JUDGES DETAILS PER SKATER

Rank	Name	Nation	Starting Number	Total Segment Score	Total Element Score	Program Component Score (factored)	Total Deductions
1	Василиса ЛОМОВА / Тимофей ЯВНЫЙ	CAM	3	50.04	30.21	19.83	0.00

#	Executed Elements	Info	Base Value	GOE	J1	J2	J3	J4	J5	J6	J7	J8	J9	Ref	Scores of Panel
1	CoSp3		5.25	1.31	1	1	3	3	3						6.56
2	RoLi3		4.55	1.07	2	2	3	2	3						5.62
3	MiSt1		6.45	0.00	0	0	0	0	0						6.45
4	ChLi1		1.10	1.66	1	2	2	2	2						2.76
5	SyTwL2+SyTwM2		5.34	0.72	1	1	0	1	1						6.06
6	ChSp1		1.10	1.66	2	2	1	2	2						2.76
			23.79												30.21
	Program Components			Factor											
	Skating Skills			1.00	4.50	4.75	5.00	5.00	4.75						4.83
	Transitions			1.00	4.25	4.75	4.75	4.75	4.75						4.75
	Performance			1.00	4.25	5.00	5.25	5.25	5.00						5.08
	Interpretation of the Music/Timing			1.00	4.50	5.00	5.25	5.25	5.25						5.17
	Judges Total Program Component Score (factored)														19.83

Deductions	0.00
-------------------	-------------

Rank	Name	Nation	Starting Number	Total Segment Score	Total Element Score	Program Component Score (factored)	Total Deductions
2	Полина ТИКУНОВА / Леонид ГРЕЙСКОП	CAM	2	40.62	23.44	17.18	0.00

#	Executed Elements	Info	Base Value	GOE	J1	J2	J3	J4	J5	J6	J7	J8	J9	Ref	Scores of Panel
1	SyTwM1+SyTwL1		4.84	-1.70	-3	-3	-2	-2	-1						3.14
2	MiSt1		6.45	0.00	0	0	0	0	0						6.45
3	CoSp1		3.75	0.56	1	1	2	1	1						4.31
4	SiLi3		4.55	0.92	2	1	2	2	2						5.47
5	ChSp1		1.10	0.83	1	1	1	1	1						1.93
6	ChLi1		1.10	1.04	1	-	2	1	1						2.14
			21.79												23.44
	Program Components			Factor											
	Skating Skills			1.00	4.00	3.75	4.50	4.25	4.25						4.17
	Transitions			1.00	4.25	3.75	4.25	4.25	4.00						4.17
	Performance			1.00	4.25	4.00	4.75	4.75	4.25						4.42
	Interpretation of the Music/Timing			1.00	4.50	4.00	4.75	4.50	4.25						4.42
	Judges Total Program Component Score (factored)														17.18

Deductions	0.00
-------------------	-------------

Rank	Name	Nation	Starting Number	Total Segment Score	Total Element Score	Program Component Score (factored)	Total Deductions
3	Валерия ШВЕЦОВА / Александр ПИСКАЙКИН	CAM	1	37.61	22.03	15.58	0.00

#	Executed Elements	Info	Base Value	GOE	J1	J2	J3	J4	J5	J6	J7	J8	J9	Ref	Scores of Panel
1	ChSt1		1.10	0.83	1	1	2	1	1						1.93
2	SyTwM2+SyTwL1		5.09	-1.46	-2	-2	-2	-2	-2						3.63
3	MiSt1		6.45	0.00	0	0	0	0	0						6.45
4	RoLi1		3.05	0.92	2	2	2	2	2						3.97
5	ChLi1		1.10	0.83	1	1	2	1	1						1.93
6	CoSp1		3.75	0.37	1	0	0	1	1						4.12
			20.54												22.03
	Program Components			Factor											
	Skating Skills			1.00	3.75	3.75	4.00	3.75	3.75						3.75
	Transitions			1.00	4.00	3.75	3.75	3.75	3.75						3.75
	Performance			1.00	4.00	4.00	4.00	4.00	4.00						4.00
	Interpretation of the Music/Timing			1.00	4.00	4.00	4.25	4.25	4.00						4.08
	Judges Total Program Component Score (factored)														15.58

Deductions	0.00
-------------------	-------------