

**ДЕПАРТАМЕНТ ФИЗИЧЕСКОЙ КУЛЬТУРЫ И СПОРТА
АДМИНИСТРАЦИИ ГОРОДСКОГО ОКРУГА САМАРА
САМАРСКАЯ ОБЛАСТНАЯ ОБЩЕСТВЕННАЯ ОРГАНИЗАЦИЯ
«ФЕДЕРАЦИЯ ФИГУРНОГО КАТАНИЯ НА КОНЬКАХ»**

**ЧЕМПИОНАТ И ПЕРВЕНСТВА ГОРОДСКОГО ОКРУГА САМАРА
ПО ФИГУРНОМУ КАТАНИЮ НА КОНЬКАХ**

ПРОТОКОЛЫ



**г. Самара
2020г.**

**ЧЕМПИОНАТ И ПЕРВЕНСТВО ГОРОДСКОГО ОКРУГА САМАРА
ПО ФИГУРНОМУ КАТАНИЮ НА КОНЬКАХ**

г. Самара, ФСК «Орбита»

11-13 ноября 2020г.

РАСПИСАНИЕ СОРЕВНОВАНИЙ

11 Ноября

- 08:00-09:30 Комиссия по допуску участников соревнований
09:30-10:00 Совещание судей
10:00-10:20 Жеребьевка стартовых номеров участников соревнований в электронном виде
10:30-12:30 Одиночное катание 3 спортивный разряд Девочки Произвольная программа
12:30-13:00 Одиночное катание 3 спортивный разряд Юноши Произвольная программа
13:00-13:30 Судейский митинг по итогам вида
13:30-15:00 Одиночное катание 2 спортивный разряд Девушки Короткая программа
15:00-15:45 Одиночное катание 2 спортивный разряд Юноши Короткая программа
15:45-16:00 Судейский митинг по итогам вида
16:00-17:15 Одиночное катание КМС Юниорки Короткая программа
17:15-17:30 Судейский митинг по итогам вида
17:30-18:00 Награждение победителей и призеров соревнований

12 Ноября

- 10:00-10:30 Совещание судей
10:30-11:00 Жеребьевка стартовых номеров участников соревнований в электронном виде
11:15-13:15 Одиночное катание 1 спортивный разряд Девушки Короткая программа
13:15-13:45 Одиночное катание 1 спортивный разряд Юноши Короткая программа
13:45-14:15 Судейский митинг по итогам вида
14:15-14:40 Одиночное катание КМС Юниоры Короткая программа
14:40-16:30 Одиночное катание 2 спортивный разряд Девушки Произвольная программа
16:30-17:15 Одиночное катание 2 спортивный разряд Юноши Произвольная программа
17:15-17:30 Судейский митинг по итогам вида
17:30-18:00 Награждение победителей и призеров соревнований

13 Ноября

- 11:00-12:00 Совещание судей
12:00-14:20 Одиночное катание 1 спортивный разряд Девушки Произвольная программа
14:20-15:00 Одиночное катание 1 спортивный разряд Юноши Произвольная программа
15:00-15:15 Судейский митинг по итогам вида
15:15-16:45 Одиночное катание КМС Юниорки Произвольная программа
16:45-17:15 Одиночное катание КМС Юниоры Произвольная программа
17:15-17:30 Судейский митинг по итогам вида
17:30-18:00 Награждение победителей и призеров соревнований

**ЧЕМПИОНАТ И ПЕРВЕНСТВО ГОРОДСКОГО ОКРУГА САМАРА
ПО ФИГУРНОМУ КАТАНИЮ НА КОНЬКАХ**

г. Самара, ФСК «Орбита»

11-13 ноября 2020г.

**ГЛАВНАЯ СУДЕЙСКАЯ КОЛЛЕГИЯ
СПРАВКА**

**О составе и квалификации судейской коллегии согласно приказу Министерства
Спорта России от 20 февраля 2017г. № 108**

Главный судья	Юнусова Елизавета	Самара	ВК
Зам. Главного судьи	Богуш Вера	Самара	ВК
Главный секретарь	Головастова Наталия	Самара	1К
Зам. Главного секретаря	Михалкина Татьяна	Самара	ВК

**ОДИНОЧНОЕ КАТАНИЕ - 3 СПОРТИВНЫЙ РАЗРЯД
ДЕВУШКИ, ЮНОШИ**

Технический контролер	Бердникова Елена	Самара	ВК
Технический специалист	Панюкова Елена	Тольятти	ВК
Ассистент тех. специалиста	Керша Павел	Тольятти	1К
Старший судья	Сергеева Оксана	Самара	ВК

**ОДИНОЧНОЕ КАТАНИЕ - 2 СПОРТИВНЫЙ РАЗРЯД
ДЕВУШКИ, ЮНОШИ**

Технический контролер	Бердникова Елена	Самара	ВК
Технический специалист	Керша Павел	Тольятти	1К
Ассистент тех. специалиста	Панюкова Елена	Тольятти	ВК
Старший судья	Сергеева Оксана	Самара	ВК

**ОДИНОЧНОЕ КАТАНИЕ - 1 СПОРТИВНЫЙ РАЗРЯД
ДЕВУШКИ, ЮНОШИ**

Технический контролер	Мальшьева Елена	Тольятти	1К
Технический специалист	Керша Павел	Тольятти	1К
Ассистент тех. специалиста	Панюкова Елена	Тольятти	ВК
Старший судья	Харчева Ольга	Самара	ВК

**ОДИНОЧНОЕ КАТАНИЕ – КМС
ЮНИОРКИ, ЮНИОРЫ**

Технический контролер	Юнусова Елизавета	Самара	ВК
Технический специалист	Панюкова Елена	Тольятти	ВК
Ассистент тех. специалиста	Керша Павел	Тольятти	1К
Старший судья	Харчева Ольга	Самара	ВК

Главный судья, председатель судейской коллегии		Юнусова Елизавета	Самара	ВК
---	---	-------------------	--------	----

Главный секретарь		Головастова Наталия	Самара	1К
-------------------	---	---------------------	--------	----

Президент СООО «Федерация фигурного катания на коньках»		Богуш Вера	Самара	ВК
--	---	------------	--------	----

**ЧЕМПИОНАТ И ПЕРВЕНСТВО ГОРОДСКОГО ОКРУГА САМАРА
ПО ФИГУРНОМУ КАТАНИЮ НА КОНЬКАХ**

г. Самара, ФСК «Орбита»


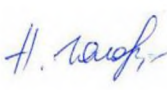

11-13 ноября 2020г.

ОДИНОЧНОЕ КАТАНИЕ

**3 СПОРТИВНЫЙ РАЗРЯД
ДЕВУШКИ, ЮНОШИ**

СПРАВКА

**о составе и квалификации судейской коллегии согласно приказу
Министерства спорта России от 20 февраля 2017 года № 108**

Технический контролер	Бердникова Елена	Самара	ВК
Технический специалист	Панюкова Елена	Тольятти	ВК
Ассистент технического специалиста	Керша Павел	Тольятти	1К
Старший судья	Сергеева Оксана	Самара	ВК
Судьи	1 Сергеева Оксана	Самара	ВК
	2 Малышева Елена	Тольятти	1К
	3 Харчева Ольга	Самара	ВК
	4 Воргодяева(Островская) Алена	Самара	2К
	5 Кудряшова Дарья	Отрадный	2К
Оператор ввода данных	Мадонова Галина	Самара	2К
Оператор видеоповтора	Белов Вячеслав	Самара	1К
Видеооператор	Купаев Игорь	Самара	1К
Судья при участниках	Солуянова Ирина	Самара	б/к
Главный судья, председатель судейской коллегии	 Юнусова Елизавета	Самара	ВК
Главный секретарь	 Головастова Наталия	Самара	1К
Президент СООО «Федерация фигурного катания на коньках»	 Богуш Вера	Самара	ВК

ЧЕМПИОНАТ И ПЕРВЕНСТВО ГОРОДСКОГО ОКРУГА САМАРА
ПО ФИГУРНОМУ КАТАНИЮ НА КОНЬКАХ

г. Самара, ФСК «Орбита»

11-13 ноября 2020г.

3 СПОРТИВНЫЙ РАЗРЯД



1 место - Попова Ксения

2 место - Асхадулина Альфия

3 место - Солганова Анелия

**ЧЕМПИОНАТ И ПЕРВЕНСТВО ГОРОДСКОГО ОКРУГА САМАРА
ПО ФИГУРНОМУ КАТАНИЮ НА КОНЬКАХ**

г. Самара, ФСК «Орбита»

11-13 ноября 2020г.

**ОДИНОЧНОЕ КАТАНИЕ
3 СПОРТИВНЫЙ РАЗРЯД
ДЕВУШКИ**

ОКОНЧАТЕЛЬНЫЕ РЕЗУЛЬТАТЫ

ОК	ПП	Фамилия Имя	Год рождения	Организация	Город	Очки
1	1	Попова Ксения	2011	СШОР №13 "Волгарь"	Тольятти	40,09
2	2	Асхадулина Альфия	2011	ГАУ «СШОР№1»	Самара	39,15
3	3	Солганова Анелия	2011	ГАУ «СШОР№1»	Тольятти	38,65
4	4	Борисова Алиса	2011	ГАУ «СШОР№1»	Самара	38,58
5	5	Виноградова София	2010	ГАУ «СШОР№1»	Тольятти	35,55
6	6	Головина Мария	2010	МАУ«Ледовый дворец»	Отрадный	35,18
7	7	Воробьева Ева	2009	МАУ«Ледовый дворец»	Отрадный	33,14
8	8	Мартын Александра	2009	ГАУ «СШОР№1»	Самара	31,18
9	9	Трунова Ксения	2010	ГАУ «СШОР№1»	Самара	31,13
10	10	Мызникова Мирослава	2011	ГАУ «СШОР№1»	Тольятти	30,86
11	11	Кувшинова Елизавета	2010	ГАУ «СШОР№1»	Самара	30,32
12	12	Казакова Ирина	2011	ГАУ «СШОР№1»	Самара	29,18
13	13	Назарова Анастасия	2011	ГАУ «СШОР№1»	Самара	27,23
14	14	Конкина Ева	2010	ГАУ «СШОР№1»	Самара	26,86
15	15	Тараканова Софья	2010	МАУ«Ледовый дворец»	Отрадный	26,77
16	16	Малина Елизавета	2009	ГАУ «СШОР№1»	Самара	24,85
17	17	Рогожина Злата	2010	СШОР №13 "Волгарь"	Тольятти	23,93
18	18	Лухманова Анастасия	2008	ГАУ «СШОР№1»	Самара	22,31
19	19	Мячина Ольга	2011	МБУ ДО «ДЮСШ № 10» г.о. Самара	Самара	21,38
20	20	Сулейманова Камила	2010	МБУ ДО «ДЮСШ № 10» г.о. Самара	Самара	15,89
21	21	Антипова Евгения	2009	МБУ ДО «ДЮСШ № 10» г.о. Самара	Самара	15,39

Технический контролёр



Бердникова Елена Самара ВК

Старший судья




Сергеева Оксана Самара ВК

Главный судья,
председатель судейской коллегии



Юнусова Елизавета Самара ВК

Президент СООО «Федерация фигурного
катания на коньках»



Богуш Вера Самара ВК

3 СПОРТИВНЫЙ ДЕВУШКИ

RESULT DETAILS FREE SKATING

Pl.	Name	Nation	Total Segment Score =	Total Element Score +	Tot. Prog. Comp. Score * +	SS	TR	PE	CO	IN	Deduct. -
1	Ксения ПОПОВА	ТОЛ	40.09	19.08	21.01	3.92	0.00	3.83	0.00	3.92	0.00
2	Альфия АСХАДУЛИНА	CAM	39.15	17.86	21.29	3.83	0.00	4.00	0.00	4.00	0.00
3	Анелия СОЛГАНОВА	ТОЛ	38.65	17.19	21.46	3.92	0.00	3.92	0.00	4.08	0.00
4	Алиса БОРИСОВА	CAM	38.58	18.47	20.11	3.75	0.00	3.67	0.00	3.75	0.00
5	София ВИНОГРАДОВА	ТОЛ	35.55	16.16	20.39	3.83	0.00	3.67	0.00	3.83	1.00
6	Мария ГОЛОВИНА	ОТР	35.18	16.42	18.76	3.50	0.00	3.50	0.00	3.42	0.00
7	Ева ВОРОБЬЕВА	ОТР	33.14	14.83	18.31	3.42	0.00	3.50	0.00	3.25	0.00
8	Александра МАРТЫН	CAM	31.18	11.97	19.21	3.50	0.00	3.50	0.00	3.67	0.00
9	Ксения ТРУНОВА	CAM	31.13	12.09	19.04	3.50	0.00	3.50	0.00	3.58	0.00
10	Мирослава МЫЗНИКОВА	ТОЛ	30.86	12.24	18.62	3.42	0.00	3.42	0.00	3.50	0.00
11	Елизавета КУВШИНОВА	CAM	30.32	12.18	18.14	3.42	0.00	3.33	0.00	3.33	0.00
12	Ирина КАЗАКОВА	CAM	29.18	12.87	18.31	3.42	0.00	3.33	0.00	3.42	2.00
13	Анастасия НАЗАРОВА	CAM	27.23	10.85	17.38	3.25	0.00	3.08	0.00	3.33	1.00
14	Ева КОНКИНА	CAM	26.86	11.00	17.86	3.42	0.00	3.25	0.00	3.25	2.00
15	Софья ТАРАКАНОВА	ОТР	26.77	11.22	17.55	3.25	0.00	3.25	0.00	3.25	2.00
16	Елизавета МАЛИНА	CAM	24.85	9.34	16.51	3.25	0.00	2.92	0.00	3.00	1.00
17	Злата РОГОЖИНА	ТОЛ	23.93	8.42	16.51	3.08	0.00	2.92	0.00	3.17	1.00
18	Анастасия ЛУХМАНОВА	CAM	22.31	7.77	14.54	2.83	0.00	2.58	0.00	2.67	0.00
19	Ольга МЯЧИНА	CAM	21.38	9.23	12.15	2.25	0.00	2.25	0.00	2.25	0.00
20	Камила СУЛЕЙМАНОВА	CAM	15.89	4.74	12.15	2.25	0.00	2.25	0.00	2.25	1.00
21	Евгения АНТИПОВА	CAM	15.39	3.79	12.60	2.33	0.00	2.25	0.00	2.42	1.00

SS = Skating Skills

TR = Transitions

PE = Performance

CO = Composition

IN = Interpretation of the Music

* = factored score

Printed: 09.11.2020 13:00:30

3 СПОРТИВНЫЙ ДЕВУШКИ FREE SKATING

JUDGES DETAILS PER SKATER

Rank	Name	Nation	Starting Number	Total Segment Score	Total Element Score	Program Component Score (factored)	Total Deductions
1	Ксения ПОПОВА	ТОЛ	22	40.09	19.08	21.01	0.00

#	Executed Elements	Info	Base Value	GOE	J1	J2	J3	J4	J5	J6	J7	J8	J9	Ref	Scores of Panel
1	2Lo+2Lo<	<	3.06	-0.17	-1	-1	-1	-1	-1						2.89
2	2Lz+2T		3.40	-0.42	-2	-2	-2	-2	-2						2.98
3	FCSSp2		2.30	0.23	1	2	1	1	1						2.53
4	2Lz		2.10	-0.21	0	-1	-1	-1	-1						1.89
5	StSq2		2.60	0.17	1	1	0	1	0						2.77
6	1A		1.21	x 0.00	0	0	1	0	0						1.21
7	2F		1.98	x 0.00	0	0	0	0	0						1.98
8	CCoSp2		2.50	0.33	1	2	2	1	1						2.83
			19.15												19.08
Program Components				Factor											
	Skating Skills			1.80	4.00	4.00	4.00	3.75	3.75						3.92
	Transitions			1.80	-	-	-	-	-						
	Performance			1.80	4.25	3.75	3.75	4.00	3.75						3.83
	Composition			1.80	-	-	-	-	-						
	Interpretation of the Music			1.80	4.00	3.75	3.75	4.00	4.00						3.92
Judges Total Program Component Score (factored)															21.01
Deductions															0.00

< Under-rotated jump x Credit for highlight distribution, base value multiplied by 1.1

Rank	Name	Nation	Starting Number	Total Segment Score	Total Element Score	Program Component Score (factored)	Total Deductions
2	Альфия АСХАДУЛИНА	CAM	13	39.15	17.86	21.29	0.00

#	Executed Elements	Info	Base Value	GOE	J1	J2	J3	J4	J5	J6	J7	J8	J9	Ref	Scores of Panel
1	StSq1		1.80	0.00	0	0	0	0	0						1.80
2	2Fe+2T	e	2.74	-0.38	-2	-3	-3	-2	-3						2.36
3	FSSp2		2.30	0.23	1	1	1	1	1						2.53
4	1A		1.10	0.07	0	0	1	1	1						1.17
5	CCoSp2		2.50	0.25	1	1	2	1	1						2.75
6	2Lz+2T		3.74	x 0.00	0	0	0	0	0						3.74
7	2Fe	e	1.58	x -0.38	-2	-3	-3	-2	-3						1.20
8	2Lz		2.31	x 0.00	0	0	1	0	0						2.31
			18.07												17.86
Program Components				Factor											
	Skating Skills			1.80	4.00	3.75	4.00	3.75	3.75						3.83
	Transitions			1.80	-	-	-	-	-						
	Performance			1.80	4.00	4.00	3.75	4.00	4.00						4.00
	Composition			1.80	-	-	-	-	-						
	Interpretation of the Music			1.80	4.00	4.00	4.00	4.00	4.00						4.00
Judges Total Program Component Score (factored)															21.29
Deductions															0.00

x Credit for highlight distribution, base value multiplied by 1.1 e Wrong edge

3 СПОРТИВНЫЙ ДЕВУШКИ FREE SKATING

JUDGES DETAILS PER SKATER

Rank	Name	Nation	Starting Number	Total Segment Score	Total Element Score	Program Component Score (factored)	Total Deductions
3	Анелия СОЛГАНОВА	ТОЛ	9	38.65	17.19	21.46	0.00

#	Executed Elements	Info	Base Value	GOE	J1	J2	J3	J4	J5	J6	J7	J8	J9	Ref	Scores of Panel
1	1A		1.10	0.11	1	1	1	1	1						1.21
2	2Lz+2T		3.40	0.00	0	1	0	0	0						3.40
3	2S		1.30	0.13	1	1	1	1	0						1.43
4	CCoSp2V	nC	1.88	0.32	2	2	2	1	0						2.20
5	2Lz<	<	1.68	-0.23	-1	0	-1	-2	-2						1.45
6	FSSp2		2.30	-0.08	-2	-2	0	1	1						2.22
7	2F+2Lo<	<	3.48	x -0.18	-1	1	-1	-1	-2						3.30
8	StSq1		1.80	0.18	0	1	1	1	1						1.98
			16.94												17.19
Program Components				Factor											
Skating Skills				1.80	4.00	4.25	4.00	3.75	3.75						3.92
Transitions				1.80	-	-	-	-	-						
Performance				1.80	4.25	4.00	3.75	4.00	3.75						3.92
Composition				1.80	-	-	-	-	-						
Interpretation of the Music				1.80	4.25	4.25	4.00	3.75	4.00						4.08
Judges Total Program Component Score (factored)														21.46	
Deductions															0.00

< Under-rotated jump x Credit for highlight distribution, base value multiplied by 1.1

Rank	Name	Nation	Starting Number	Total Segment Score	Total Element Score	Program Component Score (factored)	Total Deductions
4	Алиса БОРИСОВА	CAM	20	38.58	18.47	20.11	0.00

#	Executed Elements	Info	Base Value	GOE	J1	J2	J3	J4	J5	J6	J7	J8	J9	Ref	Scores of Panel
1	2Lz!	!	2.10	-0.42	-2	-2	-1	-2	-2						1.68
2	StSq2		2.60	0.26	1	1	1	1	0						2.86
3	2Lo+2T		3.00	0.00	0	0	1	0	0						3.00
4	FSSp1		2.00	-0.27	-1	-1	-1	-3	-2						1.73
5	2Lz!	!	2.31	x -0.42	-2	-2	-1	-2	-2						1.89
6	1A		1.21	x 0.07	0	1	1	0	1						1.28
7	2F+2T		3.41	x 0.12	1	1	1	0	0						3.53
8	CCoSp2		2.50	0.00	0	-1	1	0	0						2.50
			19.13												18.47
Program Components				Factor											
Skating Skills				1.80	3.75	3.75	4.00	3.75	3.75						3.75
Transitions				1.80	-	-	-	-	-						
Performance				1.80	3.75	3.75	4.00	3.50	3.50						3.67
Composition				1.80	-	-	-	-	-						
Interpretation of the Music				1.80	3.75	3.75	4.25	3.75	3.75						3.75
Judges Total Program Component Score (factored)														20.11	
Deductions															0.00

x Credit for highlight distribution, base value multiplied by 1.1 ! Not clear edge

3 СПОРТИВНЫЙ ДЕВУШКИ FREE SKATING

JUDGES DETAILS PER SKATER

Rank	Name	Nation	Starting Number	Total Segment Score	Total Element Score	Program Component Score (factored)	Total Deductions
5	София ВИНОГРАДОВА	ТОЛ	23	35.55	16.16	20.39	-1.00

#	Executed Elements	Info	Base Value	GOE	J1	J2	J3	J4	J5	J6	J7	J8	J9	Ref	Scores of Panel
1	1A+2T		2.40	-0.65	-5	-5	-5	-5	-5						1.75
2	2F		1.80	-0.60	-3	-3	-3	-4	-4						1.20
3	CCoSp2		2.50	0.08	0	1	1	0	0						2.58
4	2Lo+2T<	<	3.01	x -0.17	-1	-1	-1	-2	-1						2.84
5	2Lo		1.87	x 0.17	1	1	1	1	0						2.04
6	2F<	<	1.58	x -0.14	-1	-1	-1	-2	-1						1.44
7	StSq1		1.80	0.06	0	1	1	0	0						1.86
8	FSSp2		2.30	0.15	0	1	1	1	0						2.45
			17.26												16.16
Program Components			Factor												
	Skating Skills		1.80		3.75	4.25	4.00	3.75	3.75						3.83
	Transitions		1.80		-	-	-	-	-						
	Performance		1.80		3.75	4.00	3.75	3.50	3.50						3.67
	Composition		1.80		-	-	-	-	-						
	Interpretation of the Music		1.80		3.75	4.00	4.00	3.75	3.75						3.83
	Judges Total Program Component Score (factored)														20.39
Deductions			Falls: -1.00												
															-1.00

< Under-rotated jump x Credit for highlight distribution, base value multiplied by 1.1

Rank	Name	Nation	Starting Number	Total Segment Score	Total Element Score	Program Component Score (factored)	Total Deductions
6	Мария ГОЛОВИНА	ОТР	3	35.18	16.42	18.76	0.00

#	Executed Elements	Info	Base Value	GOE	J1	J2	J3	J4	J5	J6	J7	J8	J9	Ref	Scores of Panel
1	2T		1.30	0.09	0	1	0	1	1						1.39
2	FSSp2		2.30	0.23	1	1	1	1	2						2.53
3	2S+2T		2.60	0.04	0	0	1	0	1						2.64
4	CCoSp2		2.50	0.33	0	1	2	1	3						2.83
5	1A		1.21	x 0.00	0	0	-1	1	0						1.21
6	2Lo+1A+SEQ		2.46	x 0.00	0	1	0	0	0						2.46
7	StSqB		1.50	0.00	0	0	0	0	0						1.50
8	2F		1.98	x -0.12	-1	-1	-1	0	0						1.86
			15.85												16.42
Program Components			Factor												
	Skating Skills		1.80		3.25	3.50	3.50	3.50	3.75						3.50
	Transitions		1.80		-	-	-	-	-						
	Performance		1.80		3.25	3.50	3.50	3.50	3.50						3.50
	Composition		1.80		-	-	-	-	-						
	Interpretation of the Music		1.80		3.25	3.25	3.50	3.50	3.50						3.42
	Judges Total Program Component Score (factored)														18.76
Deductions															
															0.00

x Credit for highlight distribution, base value multiplied by 1.1

3 СПОРТИВНЫЙ ДЕВУШКИ FREE SKATING

JUDGES DETAILS PER SKATER

Rank	Name	Nation	Starting Number	Total Segment Score	Total Element Score	Program Component Score (factored)	Total Deductions
7	Ева ВОРОБЬЕВА	OTP	8	33.14	14.83	18.31	0.00

#	Executed Elements	Info	Base Value	GOE	J1	J2	J3	J4	J5	J6	J7	J8	J9	Ref	Scores of Panel
1	1A		1.10	0.11	1	1	1	0	1						1.21
2	FCSSp2		2.30	0.15	0	1	0	1	1						2.45
3	2T		1.30	0.00	0	0	0	0	0						1.30
4	2Lo<+2Lo<<	<<	2.05	x -0.68	-5	-5	-5	-5	-5						1.37
5	2Lz		2.31	x 0.07	1	1	1	-1	-1						2.38
6	StSqB		1.50	0.00	0	0	0	0	0						1.50
7	2Lz+1A+SEQ		2.82	x 0.00	0	0	0	0	0						2.82
8	CCoSp1		2.00	-0.20	0	1	-1	-2	-2						1.80
			15.38												14.83
Program Components				Factor											
	Skating Skills			1.80	3.75	3.75	3.25	3.25	3.25						3.42
	Transitions			1.80	-	-	-	-	-						
	Performance			1.80	3.75	3.75	3.25	3.00	3.50						3.50
	Composition			1.80	-	-	-	-	-						
	Interpretation of the Music			1.80	3.00	3.50	3.25	3.00	3.50						3.25
	Judges Total Program Component Score (factored)														18.31
Deductions															0.00

< Under-rotated jump << Downgraded jump x Credit for highlight distribution, base value multiplied by 1.1

Rank	Name	Nation	Starting Number	Total Segment Score	Total Element Score	Program Component Score (factored)	Total Deductions
8	Александра МАРТЫН	CAM	2	31.18	11.97	19.21	0.00

#	Executed Elements	Info	Base Value	GOE	J1	J2	J3	J4	J5	J6	J7	J8	J9	Ref	Scores of Panel
1	2S+2T<	<	2.34	-0.13	-1	0	-1	-1	-1						2.21
2	FSSp2		2.30	0.00	0	1	0	0	0						2.30
3	2Lo<<	<<	0.50	-0.10	-2	-2	-2	-2	-2						0.40
4	2F<<	<<	0.50	-0.15	-3	-3	-3	-4	-2						0.35
5	2Lo<<+SEQ+1T*	<<*	0.40	-0.25	-5	-5	-5	-5	-5						0.15
6	1A		1.10	0.11	0	1	1	1	1						1.21
7	CCoSp2		2.50	0.25	1	2	1	1	1						2.75
8	StSq2		2.60	0.00	0	0	1	0	0						2.60
			12.24												11.97
Program Components				Factor											
	Skating Skills			1.80	3.50	3.75	3.50	3.50	3.50						3.50
	Transitions			1.80	-	-	-	-	-						
	Performance			1.80	3.50	3.50	3.75	3.50	3.50						3.50
	Composition			1.80	-	-	-	-	-						
	Interpretation of the Music			1.80	3.75	3.75	3.75	3.50	3.25						3.67
	Judges Total Program Component Score (factored)														19.21
Deductions															0.00

< Under-rotated jump << Downgraded jump * Invalid element

3 СПОРТИВНЫЙ ДЕВУШКИ FREE SKATING

JUDGES DETAILS PER SKATER

Rank	Name	Nation	Starting Number	Total Segment Score	Total Element Score	Program Component Score (factored)	Total Deductions
9	Ксения ТРУНОВА	CAM	10	31.13	12.09	19.04	0.00

#	Executed Elements	Info	Base Value	GOE	J1	J2	J3	J4	J5	J6	J7	J8	J9	Ref	Scores of Panel
1	1A		1.10	0.00	0	0	0	1	0						1.10
2	2S+2T<<	<<	1.70	-0.39	-3	-3	-3	-3	-3						1.31
3	FCSSpBV		1.20	-0.28	-3	-3	-2	-2	-2						0.92
4	2Lo+1A+SEQ		2.24	0.00	0	0	0	0	0						2.24
5	StSq1		1.80	0.06	0	1	0	1	0						1.86
6	2F<<	<<	0.55 x	-0.15	-3	-3	-3	-3	-3						0.40
7	CCoSp2		2.50	0.33	1	1	1	2	2						2.83
8	2T		1.43 x	0.00	0	1	0	0	0						1.43
			12.52												12.09
Program Components				Factor											
	Skating Skills			1.80	3.50	3.50	3.50	3.50	3.50						3.50
	Transitions			1.80	-	-	-	-	-						
	Performance			1.80	3.50	3.50	3.50	3.75	3.25						3.50
	Composition			1.80	-	-	-	-	-						
	Interpretation of the Music			1.80	3.50	3.25	3.75	3.75	3.50						3.58
	Judges Total Program Component Score (factored)														19.04
Deductions															0.00

<< Downgraded jump x Credit for highlight distribution, base value multiplied by 1.1

Rank	Name	Nation	Starting Number	Total Segment Score	Total Element Score	Program Component Score (factored)	Total Deductions
10	Мирослава МЫЗНИКОВА	ТОЛ	4	30.86	12.24	18.62	0.00

#	Executed Elements	Info	Base Value	GOE	J1	J2	J3	J4	J5	J6	J7	J8	J9	Ref	Scores of Panel
1	1A+2T<<	<<	1.50	-0.18	-3	-1	-2	-1	-2						1.32
2	2Lo<	<	1.36	-0.14	0	-1	-1	-1	-1						1.22
3	FSSp1		2.00	0.07	1	1	0	0	-1						2.07
4	1Lz		0.60	0.02	1	0	1	0	0						0.62
5	StSqB		1.50	0.00	0	1	0	0	0						1.50
6	2F<<	<<	0.55 x	-0.10	-2	-2	-2	-3	-2						0.45
7	2S+2T<	<	2.57 x	-0.09	-1	0	0	-1	-1						2.48
8	CCoSp2		2.50	0.08	0	1	0	0	1						2.58
			12.58												12.24
Program Components				Factor											
	Skating Skills			1.80	3.50	3.75	3.50	3.25	3.25						3.42
	Transitions			1.80	-	-	-	-	-						
	Performance			1.80	3.50	3.50	3.25	3.25	3.50						3.42
	Composition			1.80	-	-	-	-	-						
	Interpretation of the Music			1.80	3.50	3.50	3.50	3.25	3.50						3.50
	Judges Total Program Component Score (factored)														18.62
Deductions															0.00

< Under-rotated jump << Downgraded jump x Credit for highlight distribution, base value multiplied by 1.1

3 СПОРТИВНЫЙ ДЕВУШКИ FREE SKATING

JUDGES DETAILS PER SKATER

Rank	Name	Nation	Starting Number	Total Segment Score	Total Element Score	Program Component Score (factored)	Total Deductions
11	Елизавета КУВШИНОВА	CAM	6	30.32	12.18	18.14	0.00

#	Executed Elements	Info	Base Value	GOE	J1	J2	J3	J4	J5	J6	J7	J8	J9	Ref	Scores of Panel
1	2S<+1A+SEQ	<	1.71	-0.07	-2	-1	-1	0	0						1.64
2	StSqB		1.50	0.00	0	0	0	0	0						1.50
3	2S<+2T<<	<<	1.44	-0.21	-4	-4	-1	-1	0						1.23
4	2Lz<<	<<	0.66	x -0.20	-4	-4	-3	-3	-3						0.46
5	2Lo<	<	1.50	x -0.41	-2	-3	-3	-3	-3						1.09
6	FCSSp2		2.30	0.08	0	1	0	1	0						2.38
7	1A		1.21	x 0.00	0	0	0	0	0						1.21
8	CCoSp2		2.50	0.17	1	1	0	1	0						2.67
			12.82												12.18
Program Components				Factor											
Skating Skills				1.80	3.25	3.50	3.50	3.50	3.25						3.42
Transitions				1.80	-	-	-	-	-						
Performance				1.80	3.25	3.25	3.25	3.50	3.50						3.33
Composition				1.80	-	-	-	-	-						
Interpretation of the Music				1.80	3.25	3.25	3.25	3.50	3.50						3.33
Judges Total Program Component Score (factored)															18.14
Deductions															0.00

< Under-rotated jump << Downgraded jump x Credit for highlight distribution, base value multiplied by 1.1

Rank	Name	Nation	Starting Number	Total Segment Score	Total Element Score	Program Component Score (factored)	Total Deductions
12	Ирина КАЗАКОВА	CAM	21	29.18	12.87	18.31	-2.00

#	Executed Elements	Info	Base Value	GOE	J1	J2	J3	J4	J5	J6	J7	J8	J9	Ref	Scores of Panel
1	2Lo		1.70	-0.23	0	-1	-1	-2	-2						1.47
2	2Lz<<	<<	0.60	-0.20	-2	-3	-3	-4	-4						0.40
3	FSSp2		2.30	0.00	2	0	0	0	0						2.30
4	2S+SEQ+2T		2.08	-0.65	-5	-5	-5	-5	-5						1.43
5	StSqB		1.50	0.00	1	0	0	-1	0						1.50
6	2Lo+2T<	<	3.01	x -0.85	-5	-5	-5	-5	-5						2.16
7	1A		1.21	x -0.18	0	-2	-1	-2	-2						1.03
8	CCoSp2		2.50	0.08	1	0	1	0	0						2.58
			14.90												12.87
Program Components				Factor											
Skating Skills				1.80	3.50	3.50	3.50	3.25	3.25						3.42
Transitions				1.80	-	-	-	-	-						
Performance				1.80	3.50	3.25	3.50	3.25	3.25						3.33
Composition				1.80	-	-	-	-	-						
Interpretation of the Music				1.80	3.75	3.50	3.25	3.50	3.25						3.42
Judges Total Program Component Score (factored)															18.31
Deductions				Falls: -2.00											-2.00

< Under-rotated jump << Downgraded jump x Credit for highlight distribution, base value multiplied by 1.1

3 СПОРТИВНЫЙ ДЕВУШКИ FREE SKATING

JUDGES DETAILS PER SKATER

Rank	Name	Nation	Starting Number	Total Segment Score	Total Element Score	Program Component Score (factored)	Total Deductions
13	Анастасия НАЗАРОВА	CAM	18	27.23	10.85	17.38	-1.00

#	Executed Elements	Info	Base Value	GOE	J1	J2	J3	J4	J5	J6	J7	J8	J9	Ref	Scores of Panel
1	CoSp2		2.00	-1.00	-5	-5	-5	-5	-5						1.00
2	2Lz<	<	1.68	-0.39	-2	-2	-2	-3	-3						1.29
3	2Lo<+SEQ+2T<<	<<	1.41	-0.63	-4	-4	-5	-5	-5						0.78
4	2S+1A+SEQ		2.11	x 0.00	1	0	0	0	0						2.11
5	StSqB		1.50	0.00	0	0	0	0	0						1.50
6	2S		1.43	x 0.00	0	0	1	0	0						1.43
7	1A		1.21	x 0.00	1	0	0	0	0						1.21
8	FSSp2		2.30	-0.77	-2	-2	-4	-4	-4						1.53
			13.64												10.85
Program Components				Factor											
	Skating Skills			1.80	3.25	3.25	3.25	3.25	3.25						3.25
	Transitions			1.80	-	-	-	-	-						
	Performance			1.80	3.50	3.00	3.00	3.25	3.00						3.08
	Composition			1.80	-	-	-	-	-						
	Interpretation of the Music			1.80	3.50	3.25	3.50	3.00	3.25						3.33
Judges Total Program Component Score (factored)															17.38
Deductions			Falls:	-1.00											-1.00

< Under-rotated jump << Downgraded jump x Credit for highlight distribution, base value multiplied by 1.1

Rank	Name	Nation	Starting Number	Total Segment Score	Total Element Score	Program Component Score (factored)	Total Deductions
14	Ева КОНКИНА	CAM	19	26.86	11.00	17.86	-2.00

#	Executed Elements	Info	Base Value	GOE	J1	J2	J3	J4	J5	J6	J7	J8	J9	Ref	Scores of Panel
1	CCoSp2		2.50	0.00	1	0	0	0	0						2.50
2	1Lo		0.50	-0.20	-4	-4	-5	-4	-4						0.30
3	StSq1		1.80	0.12	1	1	1	0	0						1.92
4	1A		1.10	-0.55	-5	-5	-5	-5	-5						0.55
5	2Lz<<	<<	0.66	x -0.30	-5	-5	-5	-5	-5						0.36
6	2S+2T<<	<<	1.87	x -0.52	-3	-4	-4	-4	-4						1.35
7	FSSp2		2.30	-0.08	0	0	0	-1	-1						2.22
8	2Lo+2T<<	<<	2.31	x -0.51	-2	-3	-3	-3	-3						1.80
			13.04												11.00
Program Components				Factor											
	Skating Skills			1.80	3.50	3.50	3.50	3.25	3.25						3.42
	Transitions			1.80	-	-	-	-	-						
	Performance			1.80	3.50	3.25	3.50	3.00	3.00						3.25
	Composition			1.80	-	-	-	-	-						
	Interpretation of the Music			1.80	3.50	3.25	3.25	3.25	3.00						3.25
Judges Total Program Component Score (factored)															17.86
Deductions			Falls:	-2.00											-2.00

<< Downgraded jump x Credit for highlight distribution, base value multiplied by 1.1

3 СПОРТИВНЫЙ ДЕВУШКИ FREE SKATING

JUDGES DETAILS PER SKATER

Rank	Name	Nation	Starting Number	Total Segment Score	Total Element Score	Program Component Score (factored)	Total Deductions
15	Софья ТАРАКАНОВА	ОТР	15	26.77	11.22	17.55	-2.00

#	Executed Elements	Info	Base Value	GOE	J1	J2	J3	J4	J5	J6	J7	J8	J9	Ref	Scores of Panel
1	1A		1.10	0.11	0	1	1	1	2						1.21
2	CoSp1V	nU	1.28	-0.09	0	-2	-1	-1	2						1.19
3	1S		0.40	0.00	0	-1	0	0	0						0.40
4	2Lo+1A+SEQ		2.24	0.00	0	0	0	0	0						2.24
5	2F<	<	1.58	x -0.72	-5	-5	-5	-5	-5						0.86
6	2T+2T<	<	2.57	x -0.65	-5	-5	-5	-5	-5						1.92
7	StSqB		1.50	0.00	0	0	0	0	0						1.50
8	FCSp1		1.90	0.00	0	0	0	0	0						1.90
			12.57												11.22
Program Components			Factor												
	Skating Skills		1.80		3.25	3.25	3.25	3.25	3.50						3.25
	Transitions		1.80		-	-	-	-	-						
	Performance		1.80		3.00	3.00	3.50	3.50	3.25						3.25
	Composition		1.80		-	-	-	-	-						
	Interpretation of the Music		1.80		3.25	3.25	3.25	3.25	3.25						3.25
Judges Total Program Component Score (factored)															17.55
Deductions			Falls: -2.00												-2.00

< Under-rotated jump x Credit for highlight distribution, base value multiplied by 1.1

Rank	Name	Nation	Starting Number	Total Segment Score	Total Element Score	Program Component Score (factored)	Total Deductions
16	Елизавета МАЛИНА	CAM	7	24.85	9.34	16.51	-1.00

#	Executed Elements	Info	Base Value	GOE	J1	J2	J3	J4	J5	J6	J7	J8	J9	Ref	Scores of Panel
1	2S		1.30	0.00	1	0	0	0	0						1.30
2	2Lo		1.70	-0.17	0	-1	-1	-1	-1						1.53
3	CCoSpB		1.70	-0.17	0	-1	-1	-1	-1						1.53
4	2F<	<	1.58	x -0.43	-3	-3	-3	-3	-3						1.15
5	StSqB		1.50	-0.25	0	0	-4	-4	-1						1.25
6	2S+2T<<	<<	1.87	x -0.56	-5	-4	-5	-4	-4						1.31
7	FSSp		0.00	0.00	-	-	-	-	-						0.00
8	2Lo<	<	1.50	x -0.23	-2	-1	-1	-3	-2						1.27
			11.15												9.34
Program Components			Factor												
	Skating Skills		1.80		3.50	3.50	3.25	2.75	3.00						3.25
	Transitions		1.80		-	-	-	-	-						
	Performance		1.80		3.50	3.25	2.75	2.75	2.75						2.92
	Composition		1.80		-	-	-	-	-						
	Interpretation of the Music		1.80		3.25	3.25	3.00	2.75	2.75						3.00
Judges Total Program Component Score (factored)															16.51
Deductions			Falls: -1.00												-1.00

< Under-rotated jump << Downgraded jump x Credit for highlight distribution, base value multiplied by 1.1

3 СПОРТИВНЫЙ ДЕВУШКИ FREE SKATING

JUDGES DETAILS PER SKATER

Rank	Name	Nation	Starting Number	Total Segment Score	Total Element Score	Program Component Score (factored)	Total Deductions
17	Злата РОГОЖИНА	ТОЛ	14	23.93	8.42	16.51	-1.00

#	Executed Elements	Info	Base Value	GOE	J1	J2	J3	J4	J5	J6	J7	J8	J9	Ref	Scores of Panel
1	FCSSp1		1.90	0.06	0	0	1	1	0						1.96
2	2Lz<<+1A+SEQ	<<	1.36	-0.29	-4	-2	-2	-3	-3						1.07
3	1F		0.50	-0.25	-5	-5	-5	-5	-5						0.25
4	2S		1.30	-0.09	0	-1	0	-1	-1						1.21
5	CCoSpBV	nC	1.28	-0.17	-2	-2	-1	-1	-1						1.11
6	2Lo<	<	1.50	x -0.68	-5	-5	-5	-5	-4						0.82
7	2Lz<<+SEQ+1T	<<	0.88	x -0.28	-4	-5	-5	-4	-5						0.60
8	StSqB		1.50	-0.10	0	0	-1	-1	-1						1.40
			10.22												8.42
Program Components				Factor											
Skating Skills				1.80	3.50	3.25	3.00	2.75	3.00						3.08
Transitions				1.80	-	-	-	-	-						
Performance				1.80	3.25	3.00	2.75	3.00	2.75						2.92
Composition				1.80	-	-	-	-	-						
Interpretation of the Music				1.80	3.25	3.25	3.25	3.00	3.00						3.17
Judges Total Program Component Score (factored)															16.51
Deductions			Falls:	-1.00											-1.00

< Under-rotated jump << Downgraded jump x Credit for highlight distribution, base value multiplied by 1.1

Rank	Name	Nation	Starting Number	Total Segment Score	Total Element Score	Program Component Score (factored)	Total Deductions
18	Анастасия ЛУХМАНОВА	CAM	5	22.31	7.77	14.54	0.00

#	Executed Elements	Info	Base Value	GOE	J1	J2	J3	J4	J5	J6	J7	J8	J9	Ref	Scores of Panel
1	CCoSp1		2.00	0.00	1	0	0	0	0						2.00
2	StSqB		1.50	-0.15	0	-1	-1	-1	-1						1.35
3	1A<<	<<	0.00	0.00	-	-	-	-	-						0.00
4	2Lz<<	<<	0.60	-0.26	-5	-3	-5	-4	-4						0.34
5	2F<	<	1.58	x -0.58	-4	-3	-4	-4	-4						1.00
6	2Lz<<+2T<<	<<	1.10	x -0.26	-4	-5	-5	-4	-4						0.84
7	2S<<	<<	0.44	x -0.16	-4	-4	-5	-4	-4						0.28
8	FCSSp1		1.90	0.06	1	1	0	0	-1						1.96
			9.12												7.77
Program Components				Factor											
Skating Skills				1.80	3.25	2.75	2.75	2.75	3.00						2.83
Transitions				1.80	-	-	-	-	-						
Performance				1.80	3.25	2.50	2.50	2.50	2.75						2.58
Composition				1.80	-	-	-	-	-						
Interpretation of the Music				1.80	3.25	2.50	2.75	2.50	2.75						2.67
Judges Total Program Component Score (factored)															14.54
Deductions															0.00

< Under-rotated jump << Downgraded jump x Credit for highlight distribution, base value multiplied by 1.1

3 СПОРТИВНЫЙ ДЕВУШКИ FREE SKATING

JUDGES DETAILS PER SKATER

Rank	Name	Nation	Starting Number	Total Segment Score	Total Element Score	Program Component Score (factored)	Total Deductions
19	Ольга МЯЧИНА	CAM	12	21.38	9.23	12.15	0.00

#	Executed Elements	Info	Base Value	GOE	J1	J2	J3	J4	J5	J6	J7	J8	J9	Ref	Scores of Panel
1	2F<<	<<	0.50	-0.23	-5	-5	-5	-4	-4						0.27
2	2S<<	<<	0.40	-0.17	-5	-4	-5	-4	-4						0.23
3	CCoSp2		2.50	-0.25	0	-2	-1	-1	-1						2.25
4	StSqB		1.50	-0.10	0	0	-1	-2	-1						1.40
5	1A+1A+SEQ		1.94	x -0.33	-3	-3	-3	-3	-3						1.61
6	1Lz+1Lo		1.21	x 0.00	0	-4	0	0	0						1.21
7	2Lo<<	<<	0.55	x -0.22	-5	-5	-4	-4	-4						0.33
8	FSSp1		2.00	-0.07	0	1	0	-1	-1						1.93
			10.60												9.23
Program Components				Factor											
	Skating Skills			1.80	2.25	2.50	2.25	2.25	2.25	2.25					2.25
	Transitions			1.80	-	-	-	-	-	-					
	Performance			1.80	2.25	2.25	2.25	2.25	2.25	2.25					2.25
	Composition			1.80	-	-	-	-	-	-					
	Interpretation of the Music			1.80	2.25	2.50	2.25	2.25	2.25	2.25					2.25
Judges Total Program Component Score (factored)															12.15
Deductions															0.00

<< Downgraded jump x Credit for highlight distribution, base value multiplied by 1.1

Rank	Name	Nation	Starting Number	Total Segment Score	Total Element Score	Program Component Score (factored)	Total Deductions
20	Камила СУЛЕЙМАНОВА	CAM	16	15.89	4.74	12.15	-1.00

#	Executed Elements	Info	Base Value	GOE	J1	J2	J3	J4	J5	J6	J7	J8	J9	Ref	Scores of Panel
1	2Lo<<	<<	0.50	-0.23	-5	-5	-5	-4	-4						0.27
2	FSSp		0.00	0.00	-	-	-	-	-						0.00
3	2F<<	<<	0.50	-0.23	-5	-5	-5	-4	-4						0.27
4	StSqB		1.50	-0.15	0	-2	-1	-1	-1						1.35
5	2S		1.43	x -0.48	0	-3	-4	-4	-4						0.95
6	CCoSp		0.00	0.00	-	-	-	-	-						0.00
7	1A+1A+SEQ		1.94	x -0.40	-2	-3	-4	-4	-4						1.54
8	2Lz<<	<<	0.66	x -0.30	-5	-5	-5	-5	-5						0.36
			6.53												4.74
Program Components				Factor											
	Skating Skills			1.80	2.00	2.25	2.25	2.25	2.25	2.25					2.25
	Transitions			1.80	-	-	-	-	-	-					
	Performance			1.80	2.00	2.25	2.50	2.25	2.25	2.25					2.25
	Composition			1.80	-	-	-	-	-	-					
	Interpretation of the Music			1.80	2.00	2.25	2.25	2.25	2.25	2.25					2.25
Judges Total Program Component Score (factored)															12.15
Deductions															-1.00

<< Downgraded jump x Credit for highlight distribution, base value multiplied by 1.1

3 СПОРТИВНЫЙ ДЕВУШКИ FREE SKATING

JUDGES DETAILS PER SKATER

Rank	Name	Nation	Starting Number	Total Segment Score	Total Element Score	Program Component Score (factored)	Total Deductions
21	Евгения АНТИПОВА	CAM	11	15.39	3.79	12.60	-1.00

#	Executed Elements	Info	Base Value	GOE	J1	J2	J3	J4	J5	J6	J7	J8	J9	Ref	Scores of Panel
1	2Lz<<	<<	0.60	-0.28	-5	-5	-5	-4	-4						0.32
2	1A<<	<<	0.00	0.00	-	-	-	-	-						0.00
3	CCoSp1V	nS	1.50	-0.30	-2	-2	-1	-2	-2						1.20
4	StSqB		1.50	-0.15	-1	-1	-1	-1	-1						1.35
5	2F<<+SEQ+1Lo	<<	0.88	x -0.23	-5	-5	-5	-4	-4						0.65
6	FCSSp		0.00	0.00	-	-	-	-	-						0.00
7	2S<<	<<	0.44	x -0.17	-5	-4	-5	-4	-4						0.27
8	1A<<	<<	0.00	x 0.00	-	-	-	-	-						0.00
			4.92												3.79
	Program Components			Factor											
	Skating Skills		1.80		2.25	2.50	2.50	2.25	2.25						2.33
	Transitions		1.80		-	-	-	-	-						
	Performance		1.80		2.25	2.25	2.25	2.25	2.25						2.25
	Composition		1.80		-	-	-	-	-						
	Interpretation of the Music		1.80		2.25	2.25	2.50	2.50	2.50						2.42
	Judges Total Program Component Score (factored)														12.60
	Deductions		Falls:	-1.00											-1.00

<< Downgraded jump x Credit for highlight distribution, base value multiplied by 1.1

printed: 09.11.2020 13:00:51

ЧЕМПИОНАТ И ПЕРВЕНСТВО ГОРОДСКОГО ОКРУГА САМАРА
ПО ФИГУРНОМУ КАТАНИЮ НА КОНЬКАХ

г. Самара, ФСК «Орбита»

11-13 ноября 2020г.

3 СПОРТИВНЫЙ РАЗРЯД



1 место - Фефилов Павел

2 место - Говоров Никита

3 место - Ярыгин Максим

ЧЕМПИОНАТ И ПЕРВЕНСТВО ГОРОДСКОГО ОКРУГА САМАРА
ПО ФИГУРНОМУ КАТАНИЮ НА КОНЬКАХ

г. Самара, ФСК «Орбита»

11-13 ноября 2020г.

ОДИНОЧНОЕ КАТАНИЕ
3 СПОРТИВНЫЙ РАЗРЯД
ЮНОШИ

ОК	ПП	Фамилия Имя	ОКОНЧАТЕЛЬНЫЕ РЕЗУЛЬТАТЫ			
			Год рождения	Организация	Город	Очки
1	1	Фефилов Павел	2011	ГАУ СШОР №1	Самара	29,06
2	2	Говоров Никита	2011	ГАУ СШОР №1	Тольятти	21,24
3	3	Ярыгин Максим	2011	МБУ ДО «ДЮСШ № 10» г.о. Самара	Самара	18,48

Технический контролёр

Бердникова Елена

Самара

ВК

Старший судья

Сергеева Оксана

Самара

ВК

Главный судья,
председатель судейской коллегии

Юнусова Елизавета

Самара

ВК

Президент СООО «Федерация фигурного
катания на коньках»

Богуш Вера

Самара

ВК

3 СПОРТИВНЫЙ РАЗРЯД ЮНОШИ

RESULT DETAILS FREE SKATING

Pl.	Name	Nation	Total Segment Score =	Total Element Score +	Tot. Prog. Comp. Score * +	SS	TR	PE	CO	IN	Deduct. -
1	Павел ФЕФИЛОВ	CAM	29.06	11.20	17.86	3.42	0.00	3.17	0.00	3.33	0.00
2	Никита ГОВОРОВ	ТОЛ	21.24	9.10	18.14	3.50	0.00	3.25	0.00	3.33	6.00
3	Максим ЯРЫГИН	CAM	18.48	4.31	16.17	3.08	0.00	2.83	0.00	3.08	2.00

SS = Skating Skills

TR = Transitions

PE = Performance

CO = Composition

IN = Interpretation of the Music

* = factored score

Printed: 09.11.2020 12:39:28

3 СПОРТИВНЫЙ РАЗРЯД ЮНОШИ FREE SKATING

JUDGES DETAILS PER SKATER

Rank	Name	Nation	Starting Number	Total Segment Score	Total Element Score	Program Component Score (factored)	Total Deductions
1	Павел ФЕФИЛОВ	CAM	2	29.06	11.20	17.86	0.00

#	Executed Elements	Info	Base Value	GOE	J1	J2	J3	J4	J5	J6	J7	J8	J9	Ref	Scores of Panel	
1	2Lo<+2T<<	<<	1.76	-0.50	-3	-4	-3	-4	-4						1.26	
2	FSSp1		2.00	0.00	0	0	0	0	0						2.00	
3	2S<	<	1.04	-0.14	-1	-2	-1	-2	-1						0.90	
4	StSqB		1.50	-0.05	0	0	-1	-1	0						1.45	
5	2F<<	<<	0.55	x -0.15	-3	-3	-3	-4	-3						0.40	
6	2S<+2T<<	<<	1.58	x -0.35	-3	-3	-3	-4	-4						1.23	
7	1A		1.21	x 0.00	0	0	0	-1	0						1.21	
8	CCoSp2		2.50	0.25	2	2	1	0	0						2.75	
			12.14												11.20	
Program Components			Factor													
Skating Skills			1.80		3.50	3.50	3.50	3.00	3.25						3.42	
Transitions			1.80		-	-	-	-	-							
Performance			1.80		3.50	3.25	3.25	3.00	3.00						3.17	
Composition			1.80		-	-	-	-	-							
Interpretation of the Music			1.80		3.50	3.25	3.50	3.00	3.25						3.33	
Judges Total Program Component Score (factored)															17.86	
Deductions															0.00	

< Under-rotated jump << Downgraded jump x Credit for highlight distribution, base value multiplied by 1.1

Rank	Name	Nation	Starting Number	Total Segment Score	Total Element Score	Program Component Score (factored)	Total Deductions
2	Никита ГОВОРОВ	ТОЛ	3	21.24	9.10	18.14	-6.00

#	Executed Elements	Info	Base Value	GOE	J1	J2	J3	J4	J5	J6	J7	J8	J9	Ref	Scores of Panel	
1	1A		1.10	-0.15	-2	-1	-1	-2	-1						0.95	
2	2Lz<+2T<<	<<	2.08	-0.34	-3	-2	-2	-2	-2						1.74	
3	FCSSp1		1.90	0.06	1	1	0	0	0						1.96	
4	2F<<	<<	0.50	-0.25	-5	-5	-5	-5	-5						0.25	
5	2Lz<<	<<	0.66	x -0.24	-5	-4	-4	-4	-4						0.42	
6	2S+SEQ+2Lo<<	<<	1.58	x -0.30	-4	-1	-2	-2	-3						1.28	
7	CCoSp2		2.50	0.00	0	0	0	1	0						2.50	
			10.32												9.10	
Program Components			Factor													
Skating Skills			1.80		3.25	3.50	3.50	3.50	3.50						3.50	
Transitions			1.80		-	-	-	-	-							
Performance			1.80		3.25	3.25	3.00	3.25	3.25						3.25	
Composition			1.80		-	-	-	-	-							
Interpretation of the Music			1.80		3.25	3.50	3.25	3.50	3.25						3.33	
Judges Total Program Component Score (factored)															18.14	
Deductions			Time violation: -5.00			Falls: -1.00									-6.00	

< Under-rotated jump << Downgraded jump x Credit for highlight distribution, base value multiplied by 1.1

3 СПОРТИВНЫЙ РАЗРЯД ЮНОШИ FREE SKATING

JUDGES DETAILS PER SKATER

Rank	Name	Nation	Starting Number	Total Segment Score	Total Element Score	Program Component Score (factored)	Total Deductions
3	Максим ЯРЫГИН	CAM	1	18.48	4.31	16.17	-2.00

#	Executed Elements	Info	Base Value	GOE	J1	J2	J3	J4	J5	J6	J7	J8	J9	Ref	Scores of Panel
1	2S+2T<<	<<	1.70	-0.39	-3	-3	-3	-3	-3						1.31
2	FCSSp		0.00	0.00	-	-	-	-	-						0.00
3	StSq		0.00	0.00	-	-	-	-	-						0.00
4	2S+1A+SEQ		1.92	0.00	0	0	0	0	0						1.92
5	2Lz<<	<<	0.66	x -0.26	-5	-4	-5	-4	-4						0.40
6	2Lo<<	<<	0.55	x -0.17	-3	-3	-3	-4	-4						0.38
7	2F<<	<<	0.55	x -0.25	-5	-5	-5	-4	-5						0.30
8	CCoSp		0.00	0.00	-	-	-	-	-						0.00
			5.38												4.31
	Program Components			Factor											
	Skating Skills			1.80	3.25	3.25	3.00	3.00	3.00						3.08
	Transitions			1.80	-	-	-	-	-						
	Performance			1.80	3.25	2.75	3.00	2.75	2.75						2.83
	Composition			1.80	-	-	-	-	-						
	Interpretation of the Music			1.80	3.25	3.00	3.25	2.75	3.00						3.08
	Judges Total Program Component Score (factored)														16.17
	Deductions			Falls: -2.00											-2.00

<< Downgraded jump x Credit for highlight distribution, base value multiplied by 1.1

printed: 09.11.2020 12:39:47

**ЧЕМПИОНАТ И ПЕРВЕНСТВО ГОРОДСКОГО ОКРУГА САМАРА
ПО ФИГУРНОМУ КАТАНИЮ НА КОНЬКАХ**

г. Самара, ФСК «Орбита»




11-13 ноября 2020г.

ОДИНОЧНОЕ КАТАНИЕ

**1 СПОРТИВНЫЙ РАЗРЯД
ДЕВУШКИ, ЮНОШИ**

СПРАВКА

**о составе и квалификации судейской коллегии согласно приказу
Министерства спорта России от 20 февраля 2017 года № 108**

Технический контролер	Малышева Елена	Тольятти	1К
Технический специалист	Керша Павел	Тольятти	1К
Ассистент технического специалиста	Панюкова Елена	Тольятти	ВК
Старший судья	Харчева Ольга	Самара	ВК
Судьи	1 Харчева Ольга	Самара	ВК
	2 Коржов Илья	Тольятти	1К
	3 Беляшова Галина	Самара	ВК
	4 Малышева Анна	Тольятти	1К
	5 Терентьева Елизавета	Самара	1К
Оператор ввода данных	Мадоннова Галина	Самара	2К
Оператор видеоповтора	Чебурахина Дарья	Самара	1К
Видеооператор	Ножова Елена	Самара	2К
Судья при участниках	Воргодяева(Островская) Алена	Самара	2К
Главный судья, председатель судейской коллегии	 Юнусова Елизавета	Самара	ВК
Главный секретарь	 Головастова Наталия	Самара	1К
Президент СООО «Федерация фигурного катания на коньках»	 Богуш Вера	Самара	ВК

ЧЕМПИОНАТ И ПЕРВЕНСТВО ГОРОДСКОГО ОКРУГА САМАРА
ПО ФИГУРНОМУ КАТАНИЮ НА КОНЬКАХ

г. Самара, ФСК «Орбита»

11-13 ноября 2020г.

1 СПОРТИВНЫЙ РАЗРЯД



1 Место – Хабарова Екатерина

2 Место – Давыдова Екатерина

3 Место – Явная Ульяна

**ЧЕМПИОНАТ И ПЕРВЕНСТВО ГОРОДСКОГО ОКРУГА САМАРА
ПО ФИГУРНОМУ КАТАНИЮ НА КОНЬКАХ**

г. Самара, ФСК «Орбита»

11-13 ноября 2020г.

**ОДИНОЧНОЕ КАТАНИЕ
1 СПОРТИВНЫЙ РАЗРЯД
ДЕВУШКИ**

ОКОНЧАТЕЛЬНЫЕ РЕЗУЛЬТАТЫ

ОК	КП	ПП	Фамилия Имя	Год рожде ния	Организация	Город	Очки
1	2	1	Хабарова Екатерина	2008	СШОР №13 "Волгарь"	Тольятти	128,11
2	5	2	Давыдова Екатерина	2009	ГАУ «СШОР№1»	Тольятти	119,98
3	3	3	Явная Ульяна	2009	ГАУ «СШОР№1»	Самара	109,03
4	4	5	Воробьева Полина	2008	ГАУ «СШОР№1»	Тольятти	107,15
5	11	4	Дюмина Арина	2009	ГАУ «СШОР№1»	Самара	104,63
6	7	10	Побожная Алина	2009	ГАУ «СШОР№1»	Самара	103,43
7	13	6	Самсонова Варвара	2009	ГАУ «СШОР№1»	Самара	102,32
8	10	8	Молохова Маргарита	2008	ГАУ «СШОР№1»	Тольятти	102,04
9	1	14	Герасимова Дарья	2008	ГАУ «СШОР№1»	Тольятти	101,82
10	14	7	Вертай Арина	2009	ГАУ «СШОР№1»	Самара	101,53
11	12	9	Адамко Дарья	2008	ГАУ «СШОР№1»	Тольятти	101,50
12	8	12	Сантимова Евгения	2008	МБУ ДО «ДЮСШ № 10» г.о. Самара	Самара	100,25
13	6	15	Зверева Татьяна	2007	ГАУ «СШОР№1»	Тольятти	98,46
14	15	11	Золотова Ева	2009	ГАУ «СШОР№1»	Тольятти	97,48
15	9	13	Шалыгина Виталина	2009	ГАУ «СШОР№1»	Самара	97,19
16	16	16	Сидорина Злата	2007	ГАУ «СШОР№1»	Самара	88,51
17	17	17	Якунина София	2009	ГАУ «СШОР№1»	Тольятти	84,37
18	20	18	Морозова Арина	2006	МАУ «Ледовый дворец»	Отрадный	78,35
19	18	19	Мячина Елизавета	2008	МБУ ДО «ДЮСШ № 10» г.о. Самара	Самара	77,04
20	22	20	Сотникова Милана	2005	МАУ «Ледовый дворец»	Отрадный	72,28
21	19	21	Сергеева Анна	2008	ГАУ «СШОР№1»	Самара	68,42
22	21	22	Мельникова Полина	2008	ГАУ «СШОР№1»	Самара	67,41

Технический контролёр



Мальшева Елена Тольятти 1К

Старший судья



Харчева Ольга Самара ВК

Главный судья,
председатель судейской коллегии



Юнусова Елизавета Самара ВК

Президент СООО «Федерация фигурного
катания на коньках»



Богуш Вера Самара ВК

1 СПОРТИВНЫЙ РАЗРЯД ДЕВУШКИ

RESULT DETAILS SHORT PROGRAM

Pl.	Name	Nation	Total Segment Score =	Total Element Score +	Tot. Prog. Comp. Score * +	SS	TR	PE	CO	IN	Deduct. -
1	Дарья ГЕРАСИМОВА	ТОЛ	44.33	21.00	23.33	4.75	4.58	4.75	4.58	4.67	0.00
2	Екатерина ХАБАРОВА	ТОЛ	44.19	20.94	24.25	5.00	4.75	4.75	4.92	4.83	1.00
3	Ульяна ЯВНАЯ	САМ	42.71	20.63	23.08	4.67	4.58	4.58	4.67	4.58	1.00
4	Полина ВОРОБЬЕВА	ТОЛ	42.25	19.33	22.92	4.50	4.42	4.58	4.75	4.67	0.00
5	Екатерина ДАВЫДОВА	ТОЛ	41.57	17.73	23.84	4.92	4.67	4.67	4.83	4.75	0.00
6	Татьяна ЗВЕРЕВА	ТОЛ	41.08	18.58	22.50	4.58	4.33	4.42	4.67	4.50	0.00
7	Алина ПОБОЖНАЯ	САМ	40.92	19.67	23.25	4.75	4.58	4.58	4.67	4.67	2.00
8	Евгения САНТИМОВА	САМ	40.39	19.89	21.50	4.33	4.08	4.42	4.42	4.25	1.00
9	Виталина ШАЛЫГИНА	САМ	39.33	18.41	20.92	4.25	3.83	4.42	4.25	4.17	0.00
10	Маргарита МОЛОХОВА	ТОЛ	39.22	18.13	21.09	4.17	4.08	4.42	4.25	4.17	0.00
11	Арина ДЮМИНА	САМ	38.94	19.10	20.84	4.17	4.08	4.17	4.25	4.17	1.00
12	Дарья АДАМКО	ТОЛ	38.76	17.43	21.33	4.25	4.17	4.33	4.33	4.25	0.00
13	Варвара САМСОНОВА	САМ	37.48	16.23	22.25	4.50	4.50	4.33	4.50	4.42	1.00
14	Арина ВЕРТАЙ	САМ	37.17	16.00	22.17	4.50	4.25	4.50	4.50	4.42	1.00
15	Ева ЗОЛотоВА	ТОЛ	37.11	15.27	21.84	4.33	4.25	4.42	4.42	4.42	0.00
16	Злата СИДОРИНА	САМ	32.10	13.61	18.49	3.83	3.67	3.58	3.83	3.58	0.00
17	София ЯКУНИНА	ТОЛ	31.64	13.89	17.75	3.58	3.50	3.67	3.50	3.50	0.00
18	Елизавета МЯЧИНА	САМ	30.30	13.63	17.67	3.67	3.42	3.50	3.50	3.58	1.00
19	Анна СЕРГЕЕВА	САМ	28.95	10.54	18.41	3.83	3.50	3.75	3.75	3.58	0.00
20	Арина МОРОЗОВА	ОТР	28.34	11.51	17.83	3.75	3.42	3.58	3.58	3.50	1.00
21	Полина МЕЛЬНИКОВА	САМ	28.21	9.88	19.33	4.00	3.75	4.00	3.83	3.75	1.00
22	Милана СОТНИКОВА	ОТР	28.17	12.17	18.00	3.92	3.50	3.50	3.58	3.50	2.00

SS = Skating Skills

TR = Transitions

PE = Performance

CO = Composition

IN = Interpretation of the Music

* = factored score

Printed: 10.11.2020 12:58:31

1 СПОРТИВНЫЙ РАЗРЯД ДЕВУШКИ SHORT PROGRAM

JUDGES DETAILS PER SKATER

Rank	Name	Nation	Starting Number	Total Segment Score	Total Element Score	Program Component Score (factored)	Total Deductions
1	Дарья ГЕРАСИМОВА	ТОЛ	11	44.33	21.00	23.33	0.00

#	Executed Elements	Info	Base Value	GOE	J1	J2	J3	J4	J5	J6	J7	J8	J9	Ref	Scores of Panel
1	3S<+2T	<	4.74	-0.46	-2	-2	-1	-1	-1						4.28
2	2A<	<	2.64	-0.70	-2	-2	-3	-3	-3						1.94
3	CCoSp4		3.50	0.70	0	2	3	2	2						4.20
4	FCSp2		2.30	0.46	1	2	2	2	2						2.76
5	StSq2		2.60	0.26	1	1	2	1	0						2.86
6	2F	x	1.98	0.18	0	1	2	1	1						2.16
7	LSp3		2.40	0.40	1	2	2	2	1						2.80
			20.16												21.00
	Program Components			Factor											
	Skating Skills			1.00	4.50	4.75	5.00	4.75	4.75						4.75
	Transitions			1.00	4.25	4.50	4.75	4.75	4.50						4.58
	Performance			1.00	4.25	4.75	4.75	4.75	4.75						4.75
	Composition			1.00	4.25	4.50	5.00	4.50	4.75						4.58
	Interpretation of the Music			1.00	4.00	4.75	5.00	4.75	4.50						4.67
	Judges Total Program Component Score (factored)														23.33

Deductions

0.00

< Under-rotated jump x Credit for highlight distribution, base value multiplied by 1.1

Rank	Name	Nation	Starting Number	Total Segment Score	Total Element Score	Program Component Score (factored)	Total Deductions
2	Екатерина ХАБАРОВА	ТОЛ	23	44.19	20.94	24.25	-1.00

#	Executed Elements	Info	Base Value	GOE	J1	J2	J3	J4	J5	J6	J7	J8	J9	Ref	Scores of Panel
1	2A		3.30	0.33	1	1	1	1	1						3.63
2	3F<+2T	<	5.54	-0.85	-3	-2	-2	-2	-2						4.69
3	LSp2		1.90	0.38	1	2	2	2	2						2.28
4	StSq2		2.60	0.69	1	2	3	3	3						3.29
5	3Lo<<	<<	1.87	-0.85	-5	-5	-5	-5	-5						1.02
6	FCSp2		2.30	0.00	0	0	0	0	0						2.30
7	CCoSp4		3.50	0.23	-1	0	1	1	1						3.73
			21.01												20.94
	Program Components			Factor											
	Skating Skills			1.00	5.00	4.75	5.00	5.00	5.00						5.00
	Transitions			1.00	4.75	4.75	4.75	4.75	4.75						4.75
	Performance			1.00	4.75	4.75	4.75	4.50	4.75						4.75
	Composition			1.00	5.00	5.00	5.00	4.75	4.75						4.92
	Interpretation of the Music			1.00	4.75	5.00	5.00	4.75	4.75						4.83
	Judges Total Program Component Score (factored)														24.25

Deductions

Falls: -1.00

-1.00

< Under-rotated jump << Downgraded jump x Credit for highlight distribution, base value multiplied by 1.1

1 СПОРТИВНЫЙ РАЗРЯД ДЕВУШКИ SHORT PROGRAM

JUDGES DETAILS PER SKATER

Rank	Name	Nation	Starting Number	Total Segment Score	Total Element Score	Program Component Score (factored)	Total Deductions
3	Ульяна ЯВНАЯ	CAM	7	42.71	20.63	23.08	-1.00

#	Executed Elements	Info	Base Value	GOE	J1	J2	J3	J4	J5	J6	J7	J8	J9	Ref	Scores of Panel
1	2A<	<	2.64	-1.32	-5	-5	-5	-5	-5						1.32
2	FSSp4		3.00	0.30	1	1	1	1	2						3.30
3	2F		1.80	0.18	1	1	1	1	1						1.98
4	CCoSp4		3.50	0.70	2	2	2	2	2						4.20
5	2Lz+2Lo		4.18	x -0.35	-1	-1	-2	-3	-2						3.83
6	LSp4		2.70	0.27	1	1	1	1	1						2.97
7	StSq2		2.60	0.43	1	2	2	2	1						3.03
			20.42												20.63
Program Components			Factor												
Skating Skills			1.00		4.50	4.75	4.75	4.75	4.50						4.67
Transitions			1.00		4.50	4.25	4.75	4.75	4.50						4.58
Performance			1.00		4.25	4.25	4.75	4.75	4.75						4.58
Composition			1.00		4.50	4.75	5.00	4.50	4.75						4.67
Interpretation of the Music			1.00		4.50	4.50	5.00	4.75	4.50						4.58
Judges Total Program Component Score (factored)															23.08

Deductions	Falls: -1.00	-1.00
-------------------	--------------	--------------

< Under-rotated jump x Credit for highlight distribution, base value multiplied by 1.1

Rank	Name	Nation	Starting Number	Total Segment Score	Total Element Score	Program Component Score (factored)	Total Deductions
4	Полина ВОРОБЬЕВА	ТОЛ	14	42.25	19.33	22.92	0.00

#	Executed Elements	Info	Base Value	GOE	J1	J2	J3	J4	J5	J6	J7	J8	J9	Ref	Scores of Panel
1	2A<<	<<	1.10	-0.37	-4	-4	-3	-3	-3						0.73
2	2F		1.80	0.30	1	1	2	2	2						2.10
3	FSSp4		3.00	0.60	2	2	2	2	2						3.60
4	2Lz+2Lo		4.18	x 0.21	0	1	1	1	1						4.39
5	LSp3		2.40	0.24	2	1	0	1	1						2.64
6	CCoSp2		2.50	0.25	1	1	1	1	1						2.75
7	StSq2		2.60	0.52	1	2	2	2	2						3.12
			17.58												19.33
Program Components			Factor												
Skating Skills			1.00		4.50	4.50	4.50	4.50	4.75						4.50
Transitions			1.00		4.25	4.25	4.50	4.50	4.50						4.42
Performance			1.00		4.50	4.50	4.50	4.75	4.75						4.58
Composition			1.00		4.50	4.75	4.75	4.75	4.75						4.75
Interpretation of the Music			1.00		4.50	4.50	4.75	4.75	4.75						4.67
Judges Total Program Component Score (factored)															22.92

Deductions		0.00
-------------------	--	-------------

<< Downgraded jump x Credit for highlight distribution, base value multiplied by 1.1

1 СПОРТИВНЫЙ РАЗРЯД ДЕВУШКИ SHORT PROGRAM

JUDGES DETAILS PER SKATER

Rank	Name	Nation	Starting Number	Total Segment Score	Total Element Score	Program Component Score (factored)	Total Deductions
5	Екатерина ДАВЫДОВА	ТОЛ	16	41.57	17.73	23.84	0.00

#	Executed Elements	Info	Base Value	GOE	J1	J2	J3	J4	J5	J6	J7	J8	J9	Ref	Scores of Panel
1	2A		3.30	0.88	2	2	3	3	3						4.18
2	2Lz		2.10	-0.70	-4	-4	-3	-3	-3						1.40
3	FCSp3		2.80	0.56	1	2	3	2	2						3.36
4	LSp1		1.50	0.20	1	1	1	2	2						1.70
5	StSq2		2.60	0.52	2	2	3	2	2						3.12
6	2F*+1Lo*+2Lo*		0.00	x 0.00	-	-	-	-	-						0.00
7	CCoSp4		3.50	0.47	1	1	2	1	2						3.97
			15.80												17.73
	Program Components			Factor											
	Skating Skills			1.00	4.75	4.75	5.00	5.00	5.00						4.92
	Transitions			1.00	4.50	4.50	4.75	4.75	4.75						4.67
	Performance			1.00	4.75	4.75	4.50	4.50	5.00						4.67
	Composition			1.00	4.75	5.00	4.75	4.50	5.00						4.83
	Interpretation of the Music			1.00	4.50	4.75	4.75	4.75	4.75						4.75
	Judges Total Program Component Score (factored)														23.84

Deductions

0.00

* Invalid element x Credit for highlight distribution, base value multiplied by 1.1

Rank	Name	Nation	Starting Number	Total Segment Score	Total Element Score	Program Component Score (factored)	Total Deductions
6	Татьяна ЗВЕРЕВА	ТОЛ	10	41.08	18.58	22.50	0.00

#	Executed Elements	Info	Base Value	GOE	J1	J2	J3	J4	J5	J6	J7	J8	J9	Ref	Scores of Panel
1	2F+2Lo		3.50	0.12	1	0	0	1	1						3.62
2	2A<<	<<	1.10	-0.48	-5	-5	-4	-4	-4						0.62
3	FCSp1		1.90	0.13	0	-1	1	1	1						2.03
4	StSq2		2.60	0.35	1	0	2	2	1						2.95
5	2Lz		2.31	x 0.21	1	1	0	1	1						2.52
6	CCoSp4		3.50	0.70	1	2	2	2	2						4.20
7	LSp3		2.40	0.24	1	1	0	1	2						2.64
			17.31												18.58
	Program Components			Factor											
	Skating Skills			1.00	4.25	4.25	4.75	4.75	4.75						4.58
	Transitions			1.00	4.00	4.00	4.50	4.50	4.50						4.33
	Performance			1.00	4.25	4.25	4.50	4.50	4.75						4.42
	Composition			1.00	4.25	4.50	4.75	4.75	4.75						4.67
	Interpretation of the Music			1.00	4.00	4.50	4.75	4.50	4.50						4.50
	Judges Total Program Component Score (factored)														22.50

Deductions

0.00

<< Downgraded jump x Credit for highlight distribution, base value multiplied by 1.1

1 СПОРТИВНЫЙ РАЗРЯД ДЕВУШКИ SHORT PROGRAM

JUDGES DETAILS PER SKATER

Rank	Name	Nation	Starting Number	Total Segment Score	Total Element Score	Program Component Score (factored)	Total Deductions
7	Алина ПОБОЖНАЯ	CAM	21	40.92	19.67	23.25	-2.00

#	Executed Elements	Info	Base Value	GOE	J1	J2	J3	J4	J5	J6	J7	J8	J9	Ref	Scores of Panel
1	2A<	<	2.64	-1.32	-5	-5	-5	-5	-5						1.32
2	StSq2		2.60	0.26	0	1	1	1	2						2.86
3	FSSp4		3.00	0.50	0	1	2	2	2						3.50
4	LSp4		2.70	0.63	2	3	3	2	2						3.33
5	2F<	<	1.44	-0.72	-5	-5	-5	-5	-5						0.72
6	2Lz+2T		3.74	x 0.00	0	0	0	0	0						3.74
7	CCoSp4		3.50	0.70	1	2	2	2	3						4.20
			19.62												19.67
Program Components			Factor												
Skating Skills			1.00		4.50	4.75	4.75	4.75	4.75						4.75
Transitions			1.00		4.25	4.50	4.75	4.50	4.75						4.58
Performance			1.00		4.00	4.50	4.50	4.75	5.00						4.58
Composition			1.00		4.50	4.75	4.75	4.50	5.00						4.67
Interpretation of the Music			1.00		4.25	4.75	4.75	4.50	4.75						4.67
Judges Total Program Component Score (factored)															23.25

Deductions	Falls: -2.00	-2.00
-------------------	--------------	--------------

< Under-rotated jump x Credit for highlight distribution, base value multiplied by 1.1

Rank	Name	Nation	Starting Number	Total Segment Score	Total Element Score	Program Component Score (factored)	Total Deductions
8	Евгения САНТИМОВА	CAM	19	40.39	19.89	21.50	-1.00

#	Executed Elements	Info	Base Value	GOE	J1	J2	J3	J4	J5	J6	J7	J8	J9	Ref	Scores of Panel
1	2F+2Lo		3.50	0.00	0	0	-1	0	0						3.50
2	2A<	<	2.64	-1.32	-5	-5	-5	-5	-5						1.32
3	LSp4		2.70	0.27	0	1	1	1	1						2.97
4	2Lz		2.10	0.00	1	1	-1	-1	0						2.10
5	CCoSp4		3.50	0.70	2	2	2	2	1						4.20
6	StSq2		2.60	0.00	0	0	0	1	0						2.60
7	FSSp4		3.00	0.20	0	0	1	1	1						3.20
			20.04												19.89
Program Components			Factor												
Skating Skills			1.00		4.25	4.00	4.25	4.50	4.50						4.33
Transitions			1.00		3.75	3.75	4.25	4.50	4.25						4.08
Performance			1.00		4.00	4.25	4.50	4.50	4.50						4.42
Composition			1.00		4.00	4.25	4.50	4.50	4.50						4.42
Interpretation of the Music			1.00		3.75	4.25	4.25	4.75	4.25						4.25
Judges Total Program Component Score (factored)															21.50

Deductions	Falls: -1.00	-1.00
-------------------	--------------	--------------

< Under-rotated jump

1 СПОРТИВНЫЙ РАЗРЯД ДЕВУШКИ SHORT PROGRAM

JUDGES DETAILS PER SKATER

Rank	Name	Nation	Starting Number	Total Segment Score	Total Element Score	Program Component Score (factored)	Total Deductions
9	Виталина ШАЛЫГИНА	CAM	12	39.33	18.41	20.92	0.00

#	Executed Elements	Info	Base Value	GOE	J1	J2	J3	J4	J5	J6	J7	J8	J9	Ref	Scores of Panel
1	2F		1.80	0.00	0	0	0	0	0						1.80
2	LSp4		2.70	0.54	1	2	2	2	2						3.24
3	FSSp4		3.00	0.30	1	1	1	1	1						3.30
4	StSq1		1.80	0.18	0	1	1	1	1						1.98
5	2A<<	<<	1.10	-0.51	-5	-5	-5	-4	-4						0.59
6	2Lz+2T	!	3.74	x -0.21	-2	-1	-1	-1	0						3.53
7	CCoSp4		3.50	0.47	0	1	1	2	2						3.97
			17.64												18.41
Program Components			Factor												
Skating Skills			1.00		4.50	4.25	4.25	4.25	4.25						4.25
Transitions			1.00		3.75	3.75	3.75	4.00	4.25						3.83
Performance			1.00		4.00	4.25	4.50	4.50	4.50						4.42
Composition			1.00		4.00	4.25	4.50	4.00	4.50						4.25
Interpretation of the Music			1.00		3.75	4.00	4.25	4.25	4.25						4.17
Judges Total Program Component Score (factored)															20.92

Deductions

0.00

<< Downgraded jump x Credit for highlight distribution, base value multiplied by 1.1 ! Not clear edge

Rank	Name	Nation	Starting Number	Total Segment Score	Total Element Score	Program Component Score (factored)	Total Deductions
10	Маргарита МОЛОХОВА	ТОЛ	3	39.22	18.13	21.09	0.00

#	Executed Elements	Info	Base Value	GOE	J1	J2	J3	J4	J5	J6	J7	J8	J9	Ref	Scores of Panel
1	2A<<	<<	1.10	-0.33	-5	-3	-2	-3	-3						0.77
2	2F		1.80	0.00	0	0	0	0	0						1.80
3	LSp3		2.40	0.08	0	0	0	1	1						2.48
4	2Lz+2Lo		3.80	0.00	0	0	1	0	0						3.80
5	FCSp2		2.30	0.15	0	0	1	1	1						2.45
6	StSq2		2.60	0.26	0	1	2	1	1						2.86
7	CCoSp4		3.50	0.47	0	0	2	2	2						3.97
			17.50												18.13
Program Components			Factor												
Skating Skills			1.00		4.00	4.25	4.25	4.00	4.25						4.17
Transitions			1.00		3.75	4.00	4.25	4.25	4.00						4.08
Performance			1.00		3.50	4.25	4.50	4.50	4.50						4.42
Composition			1.00		3.75	4.25	4.50	4.25	4.25						4.25
Interpretation of the Music			1.00		3.75	4.00	4.25	4.25	4.25						4.17
Judges Total Program Component Score (factored)															21.09

Deductions

0.00

<< Downgraded jump

1 СПОРТИВНЫЙ РАЗРЯД ДЕВУШКИ SHORT PROGRAM

JUDGES DETAILS PER SKATER

Rank	Name	Nation	Starting Number	Total Segment Score	Total Element Score	Program Component Score (factored)	Total Deductions
11	Арина ДЮМИНА	CAM	5	38.94	19.10	20.84	-1.00

#	Executed Elements	Info	Base Value	GOE	J1	J2	J3	J4	J5	J6	J7	J8	J9	Ref	Scores of Panel
1	2A		3.30	-0.44	-2	-2	-1	-1	-1						2.86
2	2Lz<	<	1.68	-0.84	-5	-5	-5	-5	-5						0.84
3	LSp3		2.40	0.48	0	3	2	2	2						2.88
4	StSq1		1.80	0.06	0	0	0	1	1						1.86
5	2F+2T		3.41	x 0.12	1	1	0	0	1						3.53
6	FSSp4		3.00	0.40	1	1	2	1	2						3.40
7	CCoSp4		3.50	0.23	0	1	0	1	1						3.73
			19.09												19.10
	Program Components			Factor											
	Skating Skills			1.00	4.00	4.25	4.25	4.00	4.25						4.17
	Transitions			1.00	3.75	3.75	4.25	4.25	4.25						4.08
	Performance			1.00	4.00	4.25	4.00	4.25	4.50						4.17
	Composition			1.00	4.00	4.50	4.25	4.25	4.25						4.25
	Interpretation of the Music			1.00	4.00	4.25	4.25	4.00	4.25						4.17
	Judges Total Program Component Score (factored)														20.84

Deductions	Falls: -1.00	-1.00
-------------------	--------------	--------------

< Under-rotated jump x Credit for highlight distribution, base value multiplied by 1.1

Rank	Name	Nation	Starting Number	Total Segment Score	Total Element Score	Program Component Score (factored)	Total Deductions
12	Дарья АДАМКО	ТОЛ	4	38.76	17.43	21.33	0.00

#	Executed Elements	Info	Base Value	GOE	J1	J2	J3	J4	J5	J6	J7	J8	J9	Ref	Scores of Panel
1	A		0.00	0.00	-	-	-	-	-						0.00
2	2Lz+2T		3.40	0.00	0	0	0	0	0						3.40
3	LSp4		2.70	0.54	1	2	2	2	2						3.24
4	StSq1		1.80	0.12	0	0	2	1	1						1.92
5	2F		1.98	x -0.18	0	-1	-1	-1	-1						1.80
6	FCSp3		2.80	0.19	0	0	2	1	1						2.99
7	CCoSp4		3.50	0.58	1	1	2	2	2						4.08
			16.18												17.43
	Program Components			Factor											
	Skating Skills			1.00	4.25	4.25	4.50	4.25	4.25						4.25
	Transitions			1.00	3.75	3.75	4.50	4.50	4.25						4.17
	Performance			1.00	4.00	4.25	4.25	4.50	4.50						4.33
	Composition			1.00	4.00	4.25	4.50	4.25	4.50						4.33
	Interpretation of the Music			1.00	3.75	4.00	4.25	4.50	4.50						4.25
	Judges Total Program Component Score (factored)														21.33

Deductions		0.00
-------------------	--	-------------

x Credit for highlight distribution, base value multiplied by 1.1

1 СПОРТИВНЫЙ РАЗРЯД ДЕВУШКИ SHORT PROGRAM

JUDGES DETAILS PER SKATER

Rank	Name	Nation	Starting Number	Total Segment Score	Total Element Score	Program Component Score (factored)	Total Deductions
13	Варвара САМСОНОВА	CAM	17	37.48	16.23	22.25	-1.00

#	Executed Elements	Info	Base Value	GOE	J1	J2	J3	J4	J5	J6	J7	J8	J9	Ref	Scores of Panel
1	1A*		0.00	0.00	-	-	-	-	-						0.00
2	StSq1		1.80	0.18	0	1	1	1	1						1.98
3	LSp4		2.70	0.54	2	3	2	2	2						3.24
4	FSSp4		3.00	0.20	-1	0	1	1	1						3.20
5	2F		1.80	0.12	1	1	0	0	1						1.92
6	2Lz+2Lo<<	<<	2.86	x -1.05	-5	-5	-5	-5	-5						1.81
7	CCoSp4		3.50	0.58	1	1	2	2	2						4.08
			15.66												16.23
Program Components			Factor												
Skating Skills			1.00		4.25	4.50	4.50	4.50	4.75						4.50
Transitions			1.00		3.75	4.00	4.75	4.75	4.75						4.50
Performance			1.00		4.00	4.50	4.25	4.25	4.75						4.33
Composition			1.00		4.00	4.50	4.50	4.50	4.50						4.50
Interpretation of the Music			1.00		3.75	4.75	4.50	4.25	4.50						4.42
Judges Total Program Component Score (factored)															22.25

Deductions	Falls: -1.00	-1.00
-------------------	--------------	--------------

<< Downgraded jump * Invalid element x Credit for highlight distribution, base value multiplied by 1.1

Rank	Name	Nation	Starting Number	Total Segment Score	Total Element Score	Program Component Score (factored)	Total Deductions
14	Арина ВЕРТАЙ	CAM	18	37.17	16.00	22.17	-1.00

#	Executed Elements	Info	Base Value	GOE	J1	J2	J3	J4	J5	J6	J7	J8	J9	Ref	Scores of Panel
1	2F		1.80	0.30	2	2	2	1	1						2.10
2	LSp3		2.40	-0.40	-2	-1	-2	-2	0						2.00
3	StSq2		2.60	0.26	0	1	1	1	1						2.86
4	2A<<	<<	1.10	-0.55	-5	-5	-5	-5	-5						0.55
5	FCSp1		1.90	-0.38	-2	-2	-2	-2	-2						1.52
6	2Lze+2T	e	3.28	x -0.39	-3	-2	-2	-2	-3						2.89
7	CCoSp4		3.50	0.58	0	1	2	2	2						4.08
			16.58												16.00
Program Components			Factor												
Skating Skills			1.00		4.25	4.50	4.50	4.50	4.50						4.50
Transitions			1.00		4.00	4.50	4.25	4.25	4.25						4.25
Performance			1.00		4.00	4.75	4.50	4.50	4.50						4.50
Composition			1.00		4.25	4.50	4.50	4.50	4.50						4.50
Interpretation of the Music			1.00		4.00	4.75	4.50	4.50	4.25						4.42
Judges Total Program Component Score (factored)															22.17

Deductions	Falls: -1.00	-1.00
-------------------	--------------	--------------

<< Downgraded jump x Credit for highlight distribution, base value multiplied by 1.1 e Wrong edge

1 СПОРТИВНЫЙ РАЗРЯД ДЕВУШКИ SHORT PROGRAM

JUDGES DETAILS PER SKATER

Rank	Name	Nation	Starting Number	Total Segment Score	Total Element Score	Program Component Score (factored)	Total Deductions
15	Ева ЗОЛОТОВА	ТОЛ	8	37.11	15.27	21.84	0.00

#	Executed Elements	Info	Base Value	GOE	J1	J2	J3	J4	J5	J6	J7	J8	J9	Ref	Scores of Panel
1	2A<<	<<	1.10	-0.48	-5	-5	-4	-4	-4						0.62
2	2F		1.80	0.06	0	0	1	0	1						1.86
3	LSp4		2.70	0.27	0	1	1	1	1						2.97
4	2F+2Lo		3.50	0.12	0	1	1	0	1						3.62
5	StSq2		2.60	0.26	0	0	2	2	1						2.86
6	FCSp1		1.90	-0.06	0	0	-1	-1	1						1.84
7	CCoSp1V	nC	1.50	0.00	0	0	0	0	0						1.50
			15.10												15.27
Program Components				Factor											
	Skating Skills			1.00	4.00	4.00	4.50	4.50	4.50						4.33
	Transitions			1.00	3.75	3.75	4.50	4.50	4.50						4.25
	Performance			1.00	4.00	4.00	4.50	4.75	4.75						4.42
	Composition			1.00	4.00	4.00	4.75	4.50	4.75						4.42
	Interpretation of the Music			1.00	3.75	4.25	4.75	4.50	4.50						4.42
	Judges Total Program Component Score (factored)														21.84

Deductions	0.00
-------------------	-------------

<< Downgraded jump

Rank	Name	Nation	Starting Number	Total Segment Score	Total Element Score	Program Component Score (factored)	Total Deductions
16	Злата СИДОРИНА	CAM	6	32.10	13.61	18.49	0.00

#	Executed Elements	Info	Base Value	GOE	J1	J2	J3	J4	J5	J6	J7	J8	J9	Ref	Scores of Panel
1	2A<<	<<	1.10	-0.48	-5	-4	-5	-4	-4						0.62
2	FSSp3		2.60	0.00	0	1	0	0	0						2.60
3	1Lz*+2T		1.30	-0.65	-5	-5	-5	-5	-5						0.65
4	StSqB		1.50	0.00	0	0	0	0	0						1.50
5	2F		1.98 x	0.00	0	0	0	0	1						1.98
6	CCoSp4		3.50	0.12	0	1	0	0	1						3.62
7	LSp3		2.40	0.24	0	1	1	1	1						2.64
			14.38												13.61
Program Components				Factor											
	Skating Skills			1.00	4.00	4.00	3.75	3.50	3.75						3.83
	Transitions			1.00	4.00	3.75	3.50	3.75	3.50						3.67
	Performance			1.00	3.75	4.00	3.50	3.50	3.50						3.58
	Composition			1.00	4.00	4.00	3.75	3.75	3.50						3.83
	Interpretation of the Music			1.00	3.75	4.25	3.75	3.25	3.25						3.58
	Judges Total Program Component Score (factored)														18.49

Deductions	0.00
-------------------	-------------

<< Downgraded jump * Invalid element x Credit for highlight distribution, base value multiplied by 1.1

1 СПОРТИВНЫЙ РАЗРЯД ДЕВУШКИ SHORT PROGRAM

JUDGES DETAILS PER SKATER

Rank	Name	Nation	Starting Number	Total Segment Score	Total Element Score	Program Component Score (factored)	Total Deductions
17	София ЯКУНИНА	ТОЛ	2	31.64	13.89	17.75	0.00

#	Executed Elements	Info	Base Value	GOE	J1	J2	J3	J4	J5	J6	J7	J8	J9	Ref	Scores of Panel
1	2S+2Lo		3.00	0.00	0	0	0	1	0						3.00
2	2A<<	<<	1.10	-0.48	-5	-5	-4	-4	-4						0.62
3	CCoSp3		3.00	0.30	0	1	1	1	1						3.30
4	StSqB		1.50	-0.05	0	-1	-1	0	0						1.45
5	FCSp1		1.90	0.00	-1	0	0	0	0						1.90
6	2Lz<	<	1.85	x -0.39	-3	-2	-2	-3	-2						1.46
7	LSp3		2.40	-0.24	-1	0	-1	-1	-1						2.16
			14.75												13.89
	Program Components			Factor											
	Skating Skills			1.00	4.00	3.75	3.50	3.50	3.50						3.58
	Transitions			1.00	3.75	3.50	3.50	3.50	3.25						3.50
	Performance			1.00	3.75	3.75	3.75	3.50	3.50						3.67
	Composition			1.00	3.75	3.50	3.50	3.50	3.50						3.50
	Interpretation of the Music			1.00	3.50	3.75	3.50	3.25	3.50						3.50
	Judges Total Program Component Score (factored)														17.75

Deductions

0.00

< Under-rotated jump << Downgraded jump x Credit for highlight distribution, base value multiplied by 1.1

Rank	Name	Nation	Starting Number	Total Segment Score	Total Element Score	Program Component Score (factored)	Total Deductions
18	Елизавета МЯЧИНА	CAM	13	30.30	13.63	17.67	-1.00

#	Executed Elements	Info	Base Value	GOE	J1	J2	J3	J4	J5	J6	J7	J8	J9	Ref	Scores of Panel
1	CCoSp4		3.50	0.23	-1	0	2	1	1						3.73
2	2Lz<+2Lo<	<	3.04	-0.84	-5	-5	-5	-5	-5						2.20
3	2F<	<	1.44	-0.34	-2	-2	-2	-3	-3						1.10
4	FSSp3		2.60	0.00	0	0	0	0	0						2.60
5	2A<<	<<	1.21	x -0.55	-5	-5	-5	-5	-4						0.66
6	LSp2		1.90	0.00	0	0	0	0	0						1.90
7	StSq1		1.80	-0.36	-2	-1	-2	-3	-2						1.44
			15.49												13.63
	Program Components			Factor											
	Skating Skills			1.00	3.75	3.75	3.75	3.25	3.50						3.67
	Transitions			1.00	3.50	3.50	3.50	3.25	3.25						3.42
	Performance			1.00	3.75	3.50	3.50	3.50	3.50						3.50
	Composition			1.00	0.75	3.50	3.75	3.50	3.50						3.50
	Interpretation of the Music			1.00	3.50	3.75	4.00	3.50	3.50						3.58
	Judges Total Program Component Score (factored)														17.67

Deductions

Falls: -1.00

-1.00

< Under-rotated jump << Downgraded jump x Credit for highlight distribution, base value multiplied by 1.1

1 СПОРТИВНЫЙ РАЗРЯД ДЕВУШКИ SHORT PROGRAM

JUDGES DETAILS PER SKATER

Rank	Name	Nation	Starting Number	Total Segment Score	Total Element Score	Program Component Score (factored)	Total Deductions
19	Анна СЕРГЕЕВА	CAM	9	28.95	10.54	18.41	0.00

#	Executed Elements	Info	Base Value	GOE	J1	J2	J3	J4	J5	J6	J7	J8	J9	Ref	Scores of Panel
1	Lz		0.00	0.00	-	-	-	-	-						0.00
2	2A<<	<<	1.10	-0.55	-5	-5	-5	-4	-5						0.55
3	LSp2		1.90	0.00	0	1	0	0	0						1.90
4	2Lo<<+COMBO	<	1.50	x -0.68	-5	-5	-5	-5	-5						0.82
5	CCoSp3		3.00	0.00	1	0	0	0	0						3.00
6	StSqB		1.50	0.00	0	0	0	0	0						1.50
7	FSSp3		2.60	0.17	0	1	0	1	1						2.77
			11.60												10.54
	Program Components			Factor											
	Skating Skills			1.00	4.00	4.00	3.75	3.75	3.75						3.83
	Transitions			1.00	3.75	3.50	3.50	3.50	3.50						3.50
	Performance			1.00	4.00	3.75	3.50	3.75	3.75						3.75
	Composition			1.00	4.00	4.00	3.75	3.50	3.50						3.75
	Interpretation of the Music			1.00	4.00	3.50	3.75	3.50	3.50						3.58
	Judges Total Program Component Score (factored)														18.41

Deductions

0.00

< Under-rotated jump << Downgraded jump x Credit for highlight distribution, base value multiplied by 1.1

Rank	Name	Nation	Starting Number	Total Segment Score	Total Element Score	Program Component Score (factored)	Total Deductions
20	Арина МОРОЗОВА	OTP	1	28.34	11.51	17.83	-1.00

#	Executed Elements	Info	Base Value	GOE	J1	J2	J3	J4	J5	J6	J7	J8	J9	Ref	Scores of Panel
1	2A		3.30	-1.65	-5	-5	-5	-5	-5						1.65
2	FCSp1		1.90	0.00	0	0	0	0	1						1.90
3	2F+COMBO+1T		2.20	-0.90	-5	-5	-5	-5	-5						1.30
4	1Lz	x	0.66	-0.30	-5	-5	-5	-5	-5						0.36
5	CCoSp3		3.00	0.00	-1	0	0	1	0						3.00
6	StSq1		1.80	0.00	-1	0	0	0	0						1.80
7	LSp1		1.50	0.00	0	0	0	0	0						1.50
			14.36												11.51
	Program Components			Factor											
	Skating Skills			1.00	4.00	4.00	3.75	3.50	3.50						3.75
	Transitions			1.00	3.50	3.50	3.50	3.25	3.25						3.42
	Performance			1.00	3.50	3.75	3.50	3.75	3.50						3.58
	Composition			1.00	3.75	3.50	3.75	3.50	3.50						3.58
	Interpretation of the Music			1.00	3.50	3.75	3.50	3.50	3.50						3.50
	Judges Total Program Component Score (factored)														17.83

Deductions

Falls: -1.00

-1.00

x Credit for highlight distribution, base value multiplied by 1.1

1 СПОРТИВНЫЙ РАЗРЯД ДЕВУШКИ SHORT PROGRAM

JUDGES DETAILS PER SKATER

Rank	Name	Nation	Starting Number	Total Segment Score	Total Element Score	Program Component Score (factored)	Total Deductions
21	Полина МЕЛЬНИКОВА	CAM	20	28.21	9.88	19.33	-1.00

#	Executed Elements	Info	Base Value	GOE	J1	J2	J3	J4	J5	J6	J7	J8	J9	Ref	Scores of Panel
1	CCoSp3		3.00	0.30	0	1	1	1	1						3.30
2	2Lz<+2T<	<	2.72	-0.50	-3	-3	-3	-3	-3						2.22
3	StSqB		1.50	0.05	0	0	1	1	0						1.55
4	1A		1.10	-0.55	-5	-5	-5	-5	-5						0.55
5	LSp1		1.50	-0.10	-1	-1	-1	0	0						1.40
6	2F<	<	1.58	x -0.72	-5	-5	-5	-5	-5						0.86
7	FSSp		0.00	0.00	-	-	-	-	-						0.00
			11.40												9.88
Program Components			Factor												
Skating Skills			1.00		4.00	4.00	4.00	4.00	3.75						4.00
Transitions			1.00		3.75	3.75	3.75	4.00	3.50						3.75
Performance			1.00		4.00	4.25	3.50	4.25	3.75						4.00
Composition			1.00		4.00	3.75	4.00	3.75	3.75						3.83
Interpretation of the Music			1.00		3.75	3.75	3.75	4.50	3.75						3.75
Judges Total Program Component Score (factored)															19.33

Deductions	Falls: -1.00	-1.00
-------------------	--------------	--------------

< Under-rotated jump x Credit for highlight distribution, base value multiplied by 1.1

Rank	Name	Nation	Starting Number	Total Segment Score	Total Element Score	Program Component Score (factored)	Total Deductions
22	Милана СОТНИКОВА	OTP	15	28.17	12.17	18.00	-2.00

#	Executed Elements	Info	Base Value	GOE	J1	J2	J3	J4	J5	J6	J7	J8	J9	Ref	Scores of Panel
1	2A<	<	2.64	-1.32	-5	-5	-5	-5	-5						1.32
2	FCSp2		2.30	0.00	0	0	0	0	0						2.30
3	StSq1		1.80	0.00	0	0	0	0	0						1.80
4	2F+2T		3.10	0.18	1	1	1	1	1						3.28
5	2Lz		2.31	x 0.28	2	1	2	1	1						2.59
6	CCoSp		0.00	0.00	-	-	-	-	-						0.00
7	LSpB		1.20	-0.32	-3	-3	-3	-2	-1						0.88
			13.35												12.17
Program Components			Factor												
Skating Skills			1.00		4.00	4.00	4.00	3.75	3.75						3.92
Transitions			1.00		3.75	3.50	3.50	3.50	3.50						3.50
Performance			1.00		3.75	3.50	3.50	3.25	3.50						3.50
Composition			1.00		3.75	3.75	3.25	3.50	3.50						3.58
Interpretation of the Music			1.00		3.50	3.50	3.50	3.25	3.50						3.50
Judges Total Program Component Score (factored)															18.00

Deductions	Falls: -2.00	-2.00
-------------------	--------------	--------------

< Under-rotated jump x Credit for highlight distribution, base value multiplied by 1.1

printed: 10.11.2020 12:58:54

1 СПОРТИВНЫЙ РАЗРЯД ДЕВУШКИ

RESULT DETAILS FREE SKATING

Pl.	Name	Nation	Total Segment Score =	Total Element Score +	Tot. Prog. Comp. Score * +	SS	TR	PE	CO	IN	Deduct. -
1	Екатерина ХАБАРОВА	ТОЛ	83.92	41.66	42.26	5.33	5.08	5.50	5.25	5.25	0.00
2	Екатерина ДАВЫДОВА	ТОЛ	78.41	35.22	43.19	5.50	5.25	5.58	5.33	5.33	0.00
3	Ульяна ЯВНАЯ	САМ	66.32	30.72	37.60	4.67	4.58	4.75	4.75	4.75	2.00
4	Арина ДЮМИНА	САМ	65.69	30.16	36.53	4.50	4.42	4.58	4.75	4.58	1.00
5	Полина ВОРОБЬЕВА	ТОЛ	64.90	29.50	36.40	4.58	4.42	4.58	4.67	4.50	1.00
6	Варвара САМСОНОВА	САМ	64.84	28.84	36.00	4.50	4.25	4.58	4.50	4.67	0.00
7	Арина ВЕРТАЙ	САМ	64.36	28.56	36.80	4.50	4.42	4.58	4.75	4.75	1.00
8	Маргарита МОЛОХОВА	ТОЛ	62.82	26.69	36.13	4.50	4.33	4.67	4.58	4.50	0.00
9	Дарья АДАМКО	ТОЛ	62.74	28.67	35.07	4.33	4.25	4.50	4.42	4.42	1.00
10	Алина ПОБОЖНАЯ	САМ	62.51	28.38	36.13	4.58	4.25	4.50	4.67	4.58	2.00
11	Ева ЗОЛотоВА	ТОЛ	60.37	26.11	34.26	4.33	4.17	4.33	4.25	4.33	0.00
12	Евгения САНТИМОВА	САМ	59.86	27.66	33.20	4.25	4.00	4.33	4.17	4.00	1.00
13	Виталина ШАЛЫГИНА	САМ	57.86	23.19	36.67	4.50	4.42	4.67	4.75	4.58	2.00
14	Дарья ГЕРАСИМОВА	ТОЛ	57.49	24.77	35.72	4.58	4.33	4.33	4.58	4.50	3.00
15	Татьяна ЗВЕРЕВА	ТОЛ	57.38	24.04	35.34	4.50	4.25	4.42	4.50	4.42	2.00
16	Злата СИДОРИНА	САМ	56.41	25.27	32.14	4.00	4.00	4.00	4.17	3.92	1.00
17	София ЯКУНИНА	ТОЛ	52.73	22.06	30.67	4.00	3.75	3.75	3.92	3.75	0.00
18	Арина МОРОЗОВА	ОТР	50.01	23.00	28.01	3.67	3.42	3.42	3.58	3.42	1.00
19	Елизавета МЯЧИНА	САМ	46.74	19.74	28.00	3.58	3.50	3.42	3.58	3.42	1.00
20	Милана СОТНИКОВА	ОТР	44.11	18.84	28.27	3.67	3.50	3.50	3.50	3.50	3.00
21	Анна СЕРГЕЕВА	САМ	39.47	13.53	28.94	3.67	3.50	3.67	3.67	3.58	3.00
22	Полина МЕЛЬНИКОВА	САМ	39.20	13.01	27.19	3.58	3.25	3.33	3.50	3.33	1.00

SS = Skating Skills

TR = Transitions

PE = Performance

CO = Composition

IN = Interpretation of the Music

* = factored score

Printed: 13.11.2020 14:20:42

1 СПОРТИВНЫЙ РАЗРЯД ДЕВУШКИ FREE SKATING

JUDGES DETAILS PER SKATER

Rank	Name	Nation	Starting Number	Total Segment Score	Total Element Score	Program Component Score (factored)	Total Deductions
1	Екатерина ХАБАРОВА	ТОЛ	18	83.92	41.66	42.26	0.00

#	Executed Elements	Info	Base Value	GOE	J1	J2	J3	J4	J5	J6	J7	J8	J9	Ref	Scores of Panel	
1	3F		5.30	1.41	2	2	3	3	3						6.71	
2	3S<+2T	<	4.74	-0.69	-2	-2	-2	-1	-2						4.05	
3	3Lo<+2T	<	5.22	-0.78	-2	-2	-2	-1	-2						4.44	
4	LSp4		2.70	0.63	2	3	3	2	2						3.33	
5	2A+1Eu+2F		6.16	x 0.11	0	1	2	0	0						6.27	
6	FCCoSp3		3.00	0.40	0	2	2	1	1						3.40	
7	StSq2		2.60	0.17	0	1	1	0	1						2.77	
8	3S<	<	3.78	x -0.80	-3	-2	-3	-2	-2						2.98	
9	2A		3.63	x 0.00	0	-1	0	0	0						3.63	
10	CCoSp4		3.50	0.58	0	2	3	2	1						4.08	
			40.63												41.66	
Program Components			Factor													
Skating Skills			1.60			5.00	5.50	5.50	5.25	5.25						5.33
Transitions			1.60			5.00	5.25	5.25	5.00	5.00						5.08
Performance			1.60			5.25	5.50	5.50	5.50	5.50						5.50
Composition			1.60			5.50	5.25	5.25	5.00	5.25						5.25
Interpretation of the Music			1.60			5.25	5.50	5.25	5.25	5.25						5.25
Judges Total Program Component Score (factored)																42.26
Deductions																0.00

< Under-rotated jump x Credit for highlight distribution, base value multiplied by 1.1

Rank	Name	Nation	Starting Number	Total Segment Score	Total Element Score	Program Component Score (factored)	Total Deductions
2	Екатерина ДАВЫДОВА	ТОЛ	19	78.41	35.22	43.19	0.00

#	Executed Elements	Info	Base Value	GOE	J1	J2	J3	J4	J5	J6	J7	J8	J9	Ref	Scores of Panel	
1	2A+2T		4.60	0.66	2	2	3	2	2						5.26	
2	2Lz+2Lo		3.80	0.21	1	1	2	1	1						4.01	
3	LSp2		1.90	0.44	2	3	3	2	2						2.34	
4	StSq2		2.60	0.43	1	1	3	2	2						3.03	
5	2F+2T		3.10	0.36	1	2	2	2	2						3.46	
6	2F		1.98	x 0.36	0	2	2	2	2						2.34	
7	2A		3.63	x 0.99	2	3	3	3	3						4.62	
8	2Lz		2.31	x 0.28	2	2	1	1	1						2.59	
9	FCCoSp4V	nU	2.63	0.62	0	3	3	2	2						3.25	
10	CCoSp4		3.50	0.82	1	3	3	2	2						4.32	
			30.05												35.22	
Program Components			Factor													
Skating Skills			1.60			5.75	5.50	5.50	5.25	5.50						5.50
Transitions			1.60			5.25	5.50	5.25	5.25	5.25						5.25
Performance			1.60			5.50	5.75	5.75	5.50	5.50						5.58
Composition			1.60			5.50	5.50	5.25	5.00	5.25						5.33
Interpretation of the Music			1.60			5.50	5.75	5.25	5.00	5.25						5.33
Judges Total Program Component Score (factored)																43.19
Deductions																0.00

x Credit for highlight distribution, base value multiplied by 1.1

1 СПОРТИВНЫЙ РАЗРЯД ДЕВУШКИ FREE SKATING

JUDGES DETAILS PER SKATER

Rank	Name	Nation	Starting Number	Total Segment Score	Total Element Score	Program Component Score (factored)	Total Deductions
3	Ульяна ЯВНАЯ	CAM	22	66.32	30.72	37.60	-2.00

#	Executed Elements	Info	Base Value	GOE	J1	J2	J3	J4	J5	J6	J7	J8	J9	Ref	Scores of Panel
1	LSp4		2.70	0.63	2	3	3	2	2						3.33
2	3S<	<	3.44	-1.72	-5	-5	-5	-5	-5						1.72
3	2F		1.80	0.18	2	1	1	1	1						1.98
4	StSq2		2.60	0.52	2	2	3	2	2						3.12
5	2F+2Lo<	<	3.16	-0.30	-2	-2	-1	-2	-1						2.86
6	FSSp4		3.00	0.00	0	0	0	0	1						3.00
7	2A<	<	2.90	x -1.32	-5	-5	-5	-5	-5						1.58
8	2Lz+2T+2T		5.17	x -0.07	1	0	-1	-1	0						5.10
9	2Lz+2Lo		4.18	x 0.00	0	0	0	-1	0						4.18
10	CCoSp4		3.50	0.35	1	2	0	0	2						3.85
			32.45												30.72
Program Components				Factor											
Skating Skills				1.60	4.75	4.50	4.50	4.75	5.00						4.67
Transitions				1.60	4.50	4.50	4.50	4.75	5.00						4.58
Performance				1.60	4.75	4.75	4.50	4.75	5.25						4.75
Composition				1.60	4.75	4.75	4.75	4.75	5.00						4.75
Interpretation of the Music				1.60	4.75	4.75	4.75	4.75	5.00						4.75
Judges Total Program Component Score (factored)															37.60

Deductions	Falls: -2.00	-2.00
-------------------	--------------	--------------

< Under-rotated jump x Credit for highlight distribution, base value multiplied by 1.1

Rank	Name	Nation	Starting Number	Total Segment Score	Total Element Score	Program Component Score (factored)	Total Deductions
4	Арина ДЮМИНА	CAM	15	65.69	30.16	36.53	-1.00

#	Executed Elements	Info	Base Value	GOE	J1	J2	J3	J4	J5	J6	J7	J8	J9	Ref	Scores of Panel
1	CCoSp4		3.50	0.35	1	2	1	1	1						3.85
2	2A<	<	2.64	-1.32	-5	-5	-5	-5	-5						1.32
3	2A+2T		4.60	0.00	0	1	0	0	0						4.60
4	2Lz+2T		3.40	0.14	1	1	0	0	1						3.54
5	StSq1		1.80	0.18	1	0	3	1	1						1.98
6	2Lo		1.87	x -0.11	-1	0	-1	-1	0						1.76
7	2F+1Eu+2S		3.96	x 0.00	0	0	0	0	1						3.96
8	2Lz		2.31	x 0.00	0	0	0	0	0						2.31
9	FSSp4		3.00	0.60	2	2	2	2	2						3.60
10	LSp4		2.70	0.54	2	3	1	2	2						3.24
			29.78												30.16
Program Components				Factor											
Skating Skills				1.60	4.50	4.25	4.50	4.50	4.50						4.50
Transitions				1.60	4.25	4.25	4.50	4.75	4.50						4.42
Performance				1.60	4.50	4.50	4.75	4.50	4.75						4.58
Composition				1.60	4.75	4.75	4.50	4.75	4.75						4.75
Interpretation of the Music				1.60	4.50	4.75	4.75	4.50	4.50						4.58
Judges Total Program Component Score (factored)															36.53

Deductions	Falls: -1.00	-1.00
-------------------	--------------	--------------

< Under-rotated jump x Credit for highlight distribution, base value multiplied by 1.1

1 СПОРТИВНЫЙ РАЗРЯД ДЕВУШКИ FREE SKATING

JUDGES DETAILS PER SKATER

Rank	Name	Nation	Starting Number	Total Segment Score	Total Element Score	Program Component Score (factored)	Total Deductions
5	Полина ВОРОБЬЕВА	ТОЛ	21	64.90	29.50	36.40	-1.00

#	Executed Elements	Info	Base Value	GOE	J1	J2	J3	J4	J5	J6	J7	J8	J9	Ref	Scores of Panel	
1	2F		1.80	0.30	0	1	2	2	2						2.10	
2	2A<	<	2.64	-0.53	-2	-2	-3	-2	-2						2.11	
3	3S<	<	3.44	-1.15	-4	-4	-3	-3	-3						2.29	
4	CCoSp4		3.50	0.58	0	2	2	2	1						4.08	
5	2Lz+2T+2Lo		5.61	x 0.21	0	1	1	1	1						5.82	
6	2F+2T		3.41	x 0.12	0	0	1	1	1						3.53	
7	FSSp		0.00	0.00	-	-	-	-	-						0.00	
8	LSp4		2.70	0.27	0	0	1	2	2						2.97	
9	StSq2		2.60	0.17	0	0	1	2	1						2.77	
10	2Lz!+2Lo	!	4.18	x -0.35	-2	-2	-2	-1	-1						3.83	
			29.88												29.50	
Program Components			Factor													
Skating Skills			1.60			4.50	4.25	4.50	4.75	4.75						4.58
Transitions			1.60			4.25	4.00	4.50	4.50	4.50						4.42
Performance			1.60			4.50	4.00	4.50	5.00	4.75						4.58
Composition			1.60			4.50	4.50	4.75	4.75	4.75						4.67
Interpretation of the Music			1.60			4.25	4.50	4.50	5.00	4.50						4.50
Judges Total Program Component Score (factored)																36.40

Deductions	Falls: -1.00	-1.00
-------------------	--------------	--------------

< Under-rotated jump x Credit for highlight distribution, base value multiplied by 1.1 ! Not clear edge

Rank	Name	Nation	Starting Number	Total Segment Score	Total Element Score	Program Component Score (factored)	Total Deductions
6	Варвара САМСОНОВА	CAM	9	64.84	28.84	36.00	0.00

#	Executed Elements	Info	Base Value	GOE	J1	J2	J3	J4	J5	J6	J7	J8	J9	Ref	Scores of Panel	
1	2Lz+2T		3.40	0.14	1	1	0	0	1						3.54	
2	1A		1.10	-0.44	-5	-5	-5	-2	-2						0.66	
3	2F		1.80	0.12	0	0	1	1	1						1.92	
4	StSq2		2.60	0.43	1	1	2	2	2						3.03	
5	FSSp4		3.00	0.40	0	2	1	2	1						3.40	
6	2Lo		1.87	x 0.00	0	0	0	0	0						1.87	
7	2Lz+2Lo<	<	3.81	x -0.21	-2	-1	-1	-1	-1						3.60	
8	2F+1Eu+2S		3.96	x 0.12	1	0	1	0	1						4.08	
9	LSp4		2.70	0.54	2	2	2	2	2						3.24	
10	CCoSp3		3.00	0.50	1	2	1	2	2						3.50	
			27.24												28.84	
Program Components			Factor													
Skating Skills			1.60			4.50	4.50	4.75	4.50	4.25						4.50
Transitions			1.60			4.25	4.25	4.50	4.25	4.25						4.25
Performance			1.60			4.50	4.50	4.50	4.75	4.75						4.58
Composition			1.60			4.50	4.50	4.50	4.00	4.75						4.50
Interpretation of the Music			1.60			4.50	4.50	4.75	4.75	4.75						4.67
Judges Total Program Component Score (factored)																36.00

Deductions		0.00
-------------------	--	-------------

< Under-rotated jump x Credit for highlight distribution, base value multiplied by 1.1

1 СПОРТИВНЫЙ РАЗРЯД ДЕВУШКИ FREE SKATING

JUDGES DETAILS PER SKATER

Rank	Name	Nation	Starting Number	Total Segment Score	Total Element Score	Program Component Score (factored)	Total Deductions
7	Арина ВЕРТАЙ	CAM	7	64.36	28.56	36.80	-1.00

#	Executed Elements	Info	Base Value	GOE	J1	J2	J3	J4	J5	J6	J7	J8	J9	Ref	Scores of Panel	
1	2Lz+2Lo		3.80	0.42	1	2	2	2	2						4.22	
2	LSp4		2.70	0.45	1	2	1	2	2						3.15	
3	2F+2T		3.10	0.12	0	1	0	1	1						3.22	
4	2Lz+1Eu+2S		3.90	0.00	1	0	0	0	0						3.90	
5	StSq2		2.60	0.26	1	1	1	1	1						2.86	
6	2A<<	<<	1.21	x -0.55	-5	-5	-5	-5	-5						0.66	
7	2F		1.98	x 0.18	2	1	1	1	1						2.16	
8	FCSp2		2.30	-0.15	-1	-1	-1	1	0						2.15	
9	2Lo		1.87	x 0.17	0	1	1	1	1						2.04	
10	CCoSp4		3.50	0.70	1	3	2	2	2						4.20	
			26.96												28.56	
Program Components			Factor													
Skating Skills			1.60			4.50	4.50	4.50	4.25	4.50						4.50
Transitions			1.60			4.25	4.25	4.50	4.50	4.50						4.42
Performance			1.60			4.50	4.50	4.50	4.75	4.75						4.58
Composition			1.60			4.75	4.75	4.75	4.75	4.75						4.75
Interpretation of the Music			1.60			4.50	4.75	4.75	4.75	4.75						4.75
Judges Total Program Component Score (factored)																36.80
Deductions			Falls: -1.00													-1.00

<< Downgraded jump x Credit for highlight distribution, base value multiplied by 1.1

Rank	Name	Nation	Starting Number	Total Segment Score	Total Element Score	Program Component Score (factored)	Total Deductions
8	Маргарита МОЛОХОВА	ТОЛ	13	62.82	26.69	36.13	0.00

#	Executed Elements	Info	Base Value	GOE	J1	J2	J3	J4	J5	J6	J7	J8	J9	Ref	Scores of Panel	
1	2A<<	<<	1.10	-0.40	-4	-4	-3	-4	-3						0.70	
2	2Lz!+2Lo	!	3.80	-0.07	-1	0	2	-1	0						3.73	
3	2S		1.30	0.13	1	0	1	1	1						1.43	
4	LSp4		2.70	0.27	1	1	1	-	1						2.97	
5	2F+2T		3.41	x 0.00	0	0	0	1	0						3.41	
6	2Lz+2T+2Lo<	<	5.24	x -0.28	-2	-1	-1	-1	-2						4.96	
7	FCSp2		2.30	0.23	1	1	2	1	1						2.53	
8	CCoSp3		3.00	0.00	0	0	0	0	0						3.00	
9	StSq1		1.80	0.12	0	1	1	1	0						1.92	
10	2F		1.98	x 0.06	0	1	2	0	0						2.04	
			26.63												26.69	
Program Components			Factor													
Skating Skills			1.60			4.50	4.50	4.50	4.50	4.50						4.50
Transitions			1.60			4.25	4.25	4.50	4.75	4.25						4.33
Performance			1.60			5.50	4.50	4.50	4.75	4.75						4.67
Composition			1.60			4.25	4.75	4.75	4.50	4.50						4.58
Interpretation of the Music			1.60			4.00	4.75	4.50	4.50	4.50						4.50
Judges Total Program Component Score (factored)																36.13
Deductions																0.00

< Under-rotated jump << Downgraded jump x Credit for highlight distribution, base value multiplied by 1.1 ! Not clear edge

1 СПОРТИВНЫЙ РАЗРЯД ДЕВУШКИ FREE SKATING

JUDGES DETAILS PER SKATER

Rank	Name	Nation	Starting Number	Total Segment Score	Total Element Score	Program Component Score (factored)	Total Deductions
9	Дарья АДАМКО	ТОЛ	11	62.74	28.67	35.07	-1.00

#	Executed Elements	Info	Base Value	GOE	J1	J2	J3	J4	J5	J6	J7	J8	J9	Ref	Scores of Panel
1	3F<<	<<	1.80	-0.72	-4	-5	-4	-4	-4						1.08
2	2A<<	<<	1.10	-0.55	-5	-5	-5	-5	-5						0.55
3	2Lz+2T		3.40	0.00	0	0	0	0	0						3.40
4	FCCoSp4		3.50	0.58	0	1	2	2	2						4.08
5	2Lz+2T+2Lo<	<	5.24	x -0.28	-2	-2	-1	-1	-1						4.96
6	2F+2Lo<	<	3.48	x -0.18	-2	-1	-1	-1	-1						3.30
7	CoSp4		3.00	0.30	0	0	1	2	2						3.30
8	2F		1.98	x 0.00	0	0	0	0	0						1.98
9	StSq2		2.60	0.09	0	0	1	1	0						2.69
10	LSp4		2.70	0.63	1	2	3	3	2						3.33
			28.80											28.67	
Program Components			Factor												
Skating Skills			1.60		4.25	4.25	4.50	4.50	4.25						4.33
Transitions			1.60		4.00	4.00	4.50	4.50	4.25						4.25
Performance			1.60		4.25	4.50	4.50	4.75	4.50						4.50
Composition			1.60		4.00	4.25	4.75	4.50	4.50						4.42
Interpretation of the Music			1.60		4.00	4.50	4.75	4.50	4.25						4.42
Judges Total Program Component Score (factored)															35.07

Deductions	Falls: -1.00	-1.00
-------------------	--------------	--------------

< Under-rotated jump << Downgraded jump x Credit for highlight distribution, base value multiplied by 1.1

Rank	Name	Nation	Starting Number	Total Segment Score	Total Element Score	Program Component Score (factored)	Total Deductions
10	Алина ПОБОЖНАЯ	CAM	16	62.51	28.38	36.13	-2.00

#	Executed Elements	Info	Base Value	GOE	J1	J2	J3	J4	J5	J6	J7	J8	J9	Ref	Scores of Panel
1	2A<	<	2.64	-1.23	-5	-5	-5	-4	-4						1.41
2	FSSp3		2.60	0.52	1	2	2	2	2						3.12
3	StSq2		2.60	0.26	0	1	1	1	2						2.86
4	2A		3.30	-1.32	-4	-4	-4	-4	-3						1.98
5	2Lz		2.10	-1.05	-5	-5	-5	-5	-5						1.05
6	2F+2T		3.41	x -0.06	0	0	-1	-1	0						3.35
7	2Lz+2T		3.74	x -0.35	-1	-2	-2	-2	-1						3.39
8	2F+1Eu+2S		3.96	x 0.00	0	0	0	0	0						3.96
9	CCoSp4		3.50	0.70	2	2	2	2	2						4.20
10	LSp4		2.70	0.36	1	1	2	1	2						3.06
			30.55											28.38	
Program Components			Factor												
Skating Skills			1.60		4.50	4.50	4.50	4.75	4.75						4.58
Transitions			1.60		4.25	4.25	4.25	4.00	4.50						4.25
Performance			1.60		4.50	4.50	4.50	4.50	4.75						4.50
Composition			1.60		4.50	4.50	4.75	4.75	4.75						4.67
Interpretation of the Music			1.60		4.50	4.75	4.50	4.75	4.50						4.58
Judges Total Program Component Score (factored)															36.13

Deductions	Falls: -2.00	-2.00
-------------------	--------------	--------------

< Under-rotated jump x Credit for highlight distribution, base value multiplied by 1.1

1 СПОРТИВНЫЙ РАЗРЯД ДЕВУШКИ FREE SKATING

JUDGES DETAILS PER SKATER

Rank	Name	Nation	Starting Number	Total Segment Score	Total Element Score	Program Component Score (factored)	Total Deductions
11	Ева ЗОЛотоВА	ТОЛ	6	60.37	26.11	34.26	0.00

#	Executed Elements	Info	Base Value	GOE	J1	J2	J3	J4	J5	J6	J7	J8	J9	Ref	Scores of Panel
1	2A<<	<<	1.10	-0.44	-4	-4	-2	-4	-4						0.66
2	2F		1.80	0.06	0	0	1	0	1						1.86
3	2Lz+2T		3.40	0.00	0	0	1	0	0						3.40
4	FCCoSp3		3.00	0.30	0	1	1	1	1						3.30
5	2F+2T		3.10	-0.36	-2	-2	-2	-2	-2						2.74
6	LSp4		2.70	0.09	-1	0	1	1	0						2.79
7	2Lz		2.31	x 0.00	0	0	0	0	0						2.31
8	StSq2		2.60	0.43	0	1	2	2	2						3.03
9	2S		1.43	x 0.04	0	1	1	0	0						1.47
10	2Lo+2Lo<	<	3.37	x -0.23	-2	-1	-1	-1	-2						3.14
11	CoSp1V	nS	1.28	0.13	1	1	1	1	1						1.41
			26.09												26.11
Program Components				Factor											
Skating Skills				1.60	4.25	4.25	4.25	4.50	4.50						4.33
Transitions				1.60	3.75	4.00	4.25	4.25	4.25						4.17
Performance				1.60	4.00	3.75	4.50	4.50	4.50						4.33
Composition				1.60	3.75	3.75	4.75	4.50	4.50						4.25
Interpretation of the Music				1.60	3.75	4.00	4.50	4.50	4.50						4.33
Judges Total Program Component Score (factored)															34.26

Deductions	0.00
-------------------	-------------

< Under-rotated jump << Downgraded jump x Credit for highlight distribution, base value multiplied by 1.1

Rank	Name	Nation	Starting Number	Total Segment Score	Total Element Score	Program Component Score (factored)	Total Deductions
12	Евгения САНТИМОВА	CAM	12	59.86	27.66	33.20	-1.00

#	Executed Elements	Info	Base Value	GOE	J1	J2	J3	J4	J5	J6	J7	J8	J9	Ref	Scores of Panel
1	2A<+1Eu+2S	<	4.44	-0.62	-3	-3	-2	-1	-2						3.82
2	FSSp4		3.00	0.40	1	1	2	2	1						3.40
3	2A<	<	2.64	-0.53	-2	-1	-3	-2	-2						2.11
4	2F+2Lo		3.50	-0.90	-5	-5	-5	-5	-5						2.60
5	2Lz+2T		3.74	x -0.49	-2	-2	-2	-3	-3						3.25
6	LSp3		2.40	0.16	1	1	0	1	0						2.56
7	2F		1.98	x 0.00	0	0	0	0	0						1.98
8	2Lo		1.87	x 0.17	1	1	1	1	1						2.04
9	StSq2		2.60	0.00	0	0	0	1	0						2.60
10	CCoSp3		3.00	0.30	1	1	1	2	1						3.30
			29.17												27.66
Program Components				Factor											
Skating Skills				1.60	4.25	4.25	4.25	4.25	4.25						4.25
Transitions				1.60	4.00	4.25	4.00	4.00	4.00						4.00
Performance				1.60	4.00	4.50	4.50	4.25	4.25						4.33
Composition				1.60	4.00	4.25	4.25	4.00	4.25						4.17
Interpretation of the Music				1.60	4.00	4.50	4.00	4.00	4.00						4.00
Judges Total Program Component Score (factored)															33.20

Deductions	Falls: -1.00	-1.00
-------------------	--------------	--------------

< Under-rotated jump x Credit for highlight distribution, base value multiplied by 1.1

1 СПОРТИВНЫЙ РАЗРЯД ДЕВУШКИ FREE SKATING

JUDGES DETAILS PER SKATER

Rank	Name	Nation	Starting Number	Total Segment Score	Total Element Score	Program Component Score (factored)	Total Deductions
13	Виталина ШАЛЫГИНА	CAM	14	57.86	23.19	36.67	-2.00

#	Executed Elements	Info	Base Value	GOE	J1	J2	J3	J4	J5	J6	J7	J8	J9	Ref	Scores of Panel
1	2A<<	<<	1.10	-0.44	-4	-4	-4	-4	-4						0.66
2	LSp4		2.70	0.63	2	3	3	2	2						3.33
3	2Lz+2T	!	3.40	-0.35	-2	-1	-2	-2	-1						3.05
4	2Lo		1.70	0.00	0	0	0	0	1						1.70
5	FSSp3		2.60	0.52	1	2	2	2	2						3.12
6	StSq1		1.80	0.18	0	1	1	1	2						1.98
7	2Lze	e	1.85	x -0.50	-2	-3	-3	-3	-3						1.35
8	2F<+1Eu+2S	<	3.56	x -0.72	-5	-5	-5	-5	-5						2.84
9	CCoSp4		3.50	0.58	0	3	1	2	2						4.08
10	2F		1.98	x -0.90	-5	-5	-5	-5	-5						1.08
			24.19												23.19
Program Components			Factor												
Skating Skills			1.60		4.50	4.50	4.25	4.50	4.50						4.50
Transitions			1.60		4.25	4.50	4.25	4.50	4.50						4.42
Performance			1.60		4.50	4.75	4.50	4.75	4.75						4.67
Composition			1.60		4.75	4.75	4.75	4.50	4.75						4.75
Interpretation of the Music			1.60		4.50	4.75	4.75	4.50	4.50						4.58
Judges Total Program Component Score (factored)															36.67

Deductions	Falls: -2.00	-2.00
-------------------	--------------	--------------

< Under-rotated jump << Downgraded jump x Credit for highlight distribution, base value multiplied by 1.1 e Wrong edge ! Not clear edge

Rank	Name	Nation	Starting Number	Total Segment Score	Total Element Score	Program Component Score (factored)	Total Deductions
14	Дарья ГЕРАСИМОВА	ТОЛ	20	57.49	24.77	35.72	-3.00

#	Executed Elements	Info	Base Value	GOE	J1	J2	J3	J4	J5	J6	J7	J8	J9	Ref	Scores of Panel
1	2A<	<	2.64	-1.32	-5	-5	-5	-5	-5						1.32
2	3T<<	<<	1.30	-0.48	-4	-3	-4	-4	-3						0.82
3	3S<<	<<	1.30	-0.65	-5	-5	-5	-5	-5						0.65
4	LSp4		2.70	0.54	2	2	3	2	2						3.24
5	3S<<+SEQ+2S	<<	2.29	x -0.52	-4	-4	-4	-5	-4						1.77
6	2Lz+2T		3.74	x -0.14	-2	-1	0	-1	0						3.60
7	FCCoSp3		3.00	0.40	0	2	2	1	1						3.40
8	StSq2		2.60	0.35	0	1	2	2	1						2.95
9	2F+2T		3.41	x -0.36	-4	-2	-2	-2	-2						3.05
10	CCoSp4		3.50	0.47	0	2	3	1	1						3.97
			26.48												24.77
Program Components			Factor												
Skating Skills			1.60		4.50	4.25	4.50	5.00	4.75						4.58
Transitions			1.60		4.00	4.25	4.25	4.75	4.50						4.33
Performance			1.60		4.25	4.00	4.25	4.75	4.50						4.33
Composition			1.60		4.25	4.50	4.75	5.00	4.50						4.58
Interpretation of the Music			1.60		4.00	4.75	4.50	4.50	4.50						4.50
Judges Total Program Component Score (factored)															35.72

Deductions	Falls: -3.00	-3.00
-------------------	--------------	--------------

< Under-rotated jump << Downgraded jump x Credit for highlight distribution, base value multiplied by 1.1

1 СПОРТИВНЫЙ РАЗРЯД ДЕВУШКИ FREE SKATING

JUDGES DETAILS PER SKATER

Rank	Name	Nation	Starting Number	Total Segment Score	Total Element Score	Program Component Score (factored)	Total Deductions
15	Татьяна ЗВЕРЕВА	ТОЛ	17	57.38	24.04	35.34	-2.00

#	Executed Elements	Info	Base Value	GOE	J1	J2	J3	J4	J5	J6	J7	J8	J9	Ref	Scores of Panel
1	2F+1Eu+2S		3.60	0.18	1	1	1	1	1						3.78
2	2A<<	<<	1.10	-0.55	-5	-5	-5	-5	-5						0.55
3	2Lz+2T		3.40	-0.49	-3	-2	-4	-2	-2						2.91
4	FCCoSp3		3.00	0.40	0	1	1	3	2						3.40
5	LSp3		2.40	0.16	0	0	1	1	1						2.56
6	2Lo		1.87	x 0.17	0	1	1	2	1						2.04
7	StSq1		1.80	0.12	0	0	1	2	1						1.92
8	2Lz		2.31	x 0.07	0	0	0	1	1						2.38
9	2S		1.43	x 0.00	0	0	0	0	0						1.43
10	CCoSp4V	nC	2.63	0.44	0	1	2	2	2						3.07
			23.54												24.04
Program Components				Factor											
Skating Skills				1.60	4.25	4.25	4.50	4.75	4.75						4.50
Transitions				1.60	4.00	4.00	4.25	4.50	4.50						4.25
Performance				1.60	4.25	4.00	4.25	4.75	4.75						4.42
Composition				1.60	4.25	4.25	4.50	4.75	4.75						4.50
Interpretation of the Music				1.60	4.00	4.25	4.50	4.75	4.50						4.42
Judges Total Program Component Score (factored)															35.34

Deductions	Falls: -2.00	-2.00
-------------------	--------------	--------------

<< Downgraded jump x Credit for highlight distribution, base value multiplied by 1.1

Rank	Name	Nation	Starting Number	Total Segment Score	Total Element Score	Program Component Score (factored)	Total Deductions
16	Злата СИДОРИНА	CAM	10	56.41	25.27	32.14	-1.00

#	Executed Elements	Info	Base Value	GOE	J1	J2	J3	J4	J5	J6	J7	J8	J9	Ref	Scores of Panel
1	2A<	<	2.64	-0.44	-2	-2	-1	-1	-2						2.20
2	2S		1.30	0.00	0	0	1	0	0						1.30
3	FSSp3		2.60	0.26	0	1	1	1	1						2.86
4	2F+2T		3.10	0.00	0	0	1	0	0						3.10
5	2Lz+2T		3.74	x -0.14	0	0	-1	-1	-1						3.60
6	CCoSp3		3.00	0.20	0	1	0	2	1						3.20
7	StSq1		1.80	0.00	0	0	0	0	0						1.80
8	2Lo		1.87	x 0.17	1	1	1	1	1						2.04
9	2Lz<+1Eu+2F<	<	3.98	x -0.84	-5	-5	-5	-5	-5						3.14
10	LSp2		1.90	0.13	0	1	0	1	1						2.03
			25.93												25.27
Program Components				Factor											
Skating Skills				1.60	4.00	4.00	4.25	4.00	4.00						4.00
Transitions				1.60	3.75	3.75	4.25	4.25	4.00						4.00
Performance				1.60	3.75	4.25	4.50	3.75	4.00						4.00
Composition				1.60	3.75	4.25	4.25	4.50	4.00						4.17
Interpretation of the Music				1.60	3.75	4.25	4.25	3.75	3.75						3.92
Judges Total Program Component Score (factored)															32.14

Deductions	Falls: -1.00	-1.00
-------------------	--------------	--------------

< Under-rotated jump x Credit for highlight distribution, base value multiplied by 1.1

1 СПОРТИВНЫЙ РАЗРЯД ДЕВУШКИ FREE SKATING

JUDGES DETAILS PER SKATER

Rank	Name	Nation	Starting Number	Total Segment Score	Total Element Score	Program Component Score (factored)	Total Deductions
17	София ЯКУНИНА	ТОЛ	8	52.73	22.06	30.67	0.00

#	Executed Elements	Info	Base Value	GOE	J1	J2	J3	J4	J5	J6	J7	J8	J9	Ref	Scores of Panel	
1	1A		1.10	0.11	1	1	1	1	1						1.21	
2	LSp3		2.40	0.16	0	1	0	1	1						2.56	
3	2F<+2Lo<	<	2.80	-0.29	-2	-2	-2	-3	-2						2.51	
4	2Lz<	<	1.68	-0.28	-2	-1	-1	-2	-2						1.40	
5	CCoSp3		3.00	0.30	1	1	1	2	1						3.30	
6	StSq1		1.80	0.00	0	0	0	1	0						1.80	
7	2Lo		1.87	x -0.68	-4	-5	-3	-4	-4						1.19	
8	2F<+1Eu+2S	<	3.56	x -0.38	-3	-3	-3	-2	-2						3.18	
9	2S+2T<	<	2.57	x -0.26	-2	-2	-2	-1	-2						2.31	
10	FSSp3		2.60	0.00	0	0	0	0	1						2.60	
			23.38												22.06	
Program Components			Factor													
Skating Skills			1.60			4.00	4.00	4.00	3.75	4.00						4.00
Transitions			1.60			3.75	3.75	3.75	3.50	3.75						3.75
Performance			1.60			4.25	3.75	3.75	3.50	3.75						3.75
Composition			1.60			4.00	4.00	4.00	3.75	3.75						3.92
Interpretation of the Music			1.60			4.75	3.75	4.00	3.50	3.50						3.75
Judges Total Program Component Score (factored)																30.67

Deductions	0.00
-------------------	-------------

< Under-rotated jump x Credit for highlight distribution, base value multiplied by 1.1

Rank	Name	Nation	Starting Number	Total Segment Score	Total Element Score	Program Component Score (factored)	Total Deductions
18	Арина МОРОЗОВА	ОТР	2	50.01	23.00	28.01	-1.00

#	Executed Elements	Info	Base Value	GOE	J1	J2	J3	J4	J5	J6	J7	J8	J9	Ref	Scores of Panel	
1	2A<	<	2.64	-1.32	-5	-5	-5	-5	-5						1.32	
2	2S+1Lo+2Lo		3.50	0.00	0	0	0	0	0						3.50	
3	FCSp1		1.90	0.00	0	0	0	0	0						1.90	
4	2Lz+2T		3.40	0.00	0	0	0	0	0						3.40	
5	2F		1.98	x -0.12	0	0	-1	-1	-1						1.86	
6	1A+2T		2.64	x 0.00	0	0	0	0	0						2.64	
7	CCoSp2		2.50	0.00	0	0	-1	0	0						2.50	
8	2Lo		1.87	x -0.06	1	-1	-1	0	0						1.81	
9	StSqB		1.50	-0.10	0	0	-1	-2	-1						1.40	
10	SSp4		2.50	0.17	0	1	1	1	0						2.67	
			24.43												23.00	
Program Components			Factor													
Skating Skills			1.60			4.00	4.00	3.75	3.00	3.25						3.67
Transitions			1.60			3.50	3.50	3.75	3.25	3.25						3.42
Performance			1.60			3.75	3.50	3.50	3.25	3.25						3.42
Composition			1.60			3.75	3.75	3.75	3.00	3.25						3.58
Interpretation of the Music			1.60			3.50	3.50	3.50	3.25	3.25						3.42
Judges Total Program Component Score (factored)																28.01

Deductions	Falls: -1.00	-1.00
-------------------	--------------	--------------

< Under-rotated jump x Credit for highlight distribution, base value multiplied by 1.1

1 СПОРТИВНЫЙ РАЗРЯД ДЕВУШКИ FREE SKATING

JUDGES DETAILS PER SKATER

Rank	Name	Nation	Starting Number	Total Segment Score	Total Element Score	Program Component Score (factored)	Total Deductions
19	Елизавета МЯЧИНА	CAM	4	46.74	19.74	28.00	-1.00

#	Executed Elements	Info	Base Value	GOE	J1	J2	J3	J4	J5	J6	J7	J8	J9	Ref	Scores of Panel
1	2Lz<	<	1.68	-0.84	-5	-5	-5	-5	-5						0.84
2	CCoSp4		3.50	0.12	0	1	0	1	0						3.62
3	StSq2		2.60	0.00	0	0	0	1	0						2.60
4	2S<	<	1.04	-0.31	-3	-3	-2	-3	-4						0.73
5	2Lz<+1Eu+2F	<	3.98	-0.48	0	-2	-3	-3	-3						3.50
6	LSp2		1.90	0.00	0	0	0	0	0						1.90
7	2Lo+1A+SEQ		2.46	x -0.62	-4	0	-4	-3	-4						1.84
8	2F<	<	1.58	x -0.34	-2	-3	-3	-2	-2						1.24
9	2A<<	<<	1.21	x -0.51	-5	-5	-4	-5	-4						0.70
10	FSSp3		2.60	0.17	0	0	1	1	1						2.77
			22.55												19.74
Program Components			Factor												
Skating Skills			1.60		3.75	3.75	0.50	3.50	3.50						3.58
Transitions			1.60		3.50	3.50	3.25	3.50	3.50						3.50
Performance			1.60		3.75	3.25	3.00	3.50	3.50						3.42
Composition			1.60		3.75	3.50	3.75	3.50	3.00						3.58
Interpretation of the Music			1.60		3.50	3.75	3.50	3.25	3.25						3.42
Judges Total Program Component Score (factored)															28.00

Deductions	Falls: -1.00	-1.00
-------------------	--------------	--------------

< Under-rotated jump << Downgraded jump x Credit for highlight distribution, base value multiplied by 1.1

Rank	Name	Nation	Starting Number	Total Segment Score	Total Element Score	Program Component Score (factored)	Total Deductions
20	Милана СОТНИКОВА	OTP	3	44.11	18.84	28.27	-3.00

#	Executed Elements	Info	Base Value	GOE	J1	J2	J3	J4	J5	J6	J7	J8	J9	Ref	Scores of Panel
1	2A<<	<<	1.10	-0.55	-5	-5	-5	-5	-5						0.55
2	FCSp2		2.30	0.00	0	1	0	0	0						2.30
3	StSq1		1.80	0.00	0	0	0	0	0						1.80
4	2F		1.80	0.06	0	0	1	0	1						1.86
5	2Lz+1Lo+2Lo<	<	3.96	-1.05	-5	-5	-5	-5	-5						2.91
6	2F		1.98	x -0.90	-5	-5	-5	-5	-5						1.08
7	2Lo		1.87	x 0.06	0	1	0	0	1						1.93
8	2Lz<+2T	<	3.28	x -0.17	-2	-1	-1	-1	-1						3.11
9	CCoSp1		2.00	0.00	0	0	0	0	0						2.00
10	SSp1		1.30	0.00	0	0	-1	0	0						1.30
			21.39												18.84
Program Components			Factor												
Skating Skills			1.60		3.75	4.00	3.75	3.50	3.50						3.67
Transitions			1.60		3.50	3.50	3.50	3.50	3.50						3.50
Performance			1.60		3.50	3.50	3.00	3.50	3.50						3.50
Composition			1.60		3.50	3.75	3.50	3.50	3.50						3.50
Interpretation of the Music			1.60		3.25	3.75	3.50	3.50	3.50						3.50
Judges Total Program Component Score (factored)															28.27

Deductions	Falls: -3.00	-3.00
-------------------	--------------	--------------

< Under-rotated jump << Downgraded jump x Credit for highlight distribution, base value multiplied by 1.1

1 СПОРТИВНЫЙ РАЗРЯД ДЕВУШКИ FREE SKATING

JUDGES DETAILS PER SKATER

Rank	Name	Nation	Starting Number	Total Segment Score	Total Element Score	Program Component Score (factored)	Total Deductions
21	Анна СЕРГЕЕВА	CAM	5	39.47	13.53	28.94	-3.00

#	Executed Elements	Info	Base Value	GOE	J1	J2	J3	J4	J5	J6	J7	J8	J9	Ref	Scores of Panel
1	StSq1		1.80	0.06	0	0	1	0	1						1.86
2	2Lz<<	<<	0.60	-0.30	-5	-5	-5	-5	-5						0.30
3	FSSp4		3.00	0.30	0	1	1	1	1						3.30
4	1A		1.10	-0.26	-3	-3	-2	-2	-2						0.84
5	2F<<	<<	0.50	-0.25	-5	-5	-5	-5	-5						0.25
6	2Lz<<	<<	0.66	x -0.30	-5	-5	-5	-5	-5						0.36
7	2S<+1A+SEQ	<	1.88	x -0.11	-3	-1	-1	-1	-1						1.77
8	2Lo<	<	1.50	x -0.27	-2	-1	-2	-2	-2						1.23
9	CCoSp4		3.50	0.12	0	1	0	1	0						3.62
10	LSp		0.00	0.00	-	-	-	-	-						0.00
			14.54												13.53
Program Components				Factor											
Skating Skills				1.60	3.75	4.00	3.50	3.50	3.75						3.67
Transitions				1.60	3.50	3.50	3.50	3.50	3.50						3.50
Performance				1.60	3.75	3.75	3.25	3.75	3.50						3.67
Composition				1.60	3.75	3.75	3.75	3.50	3.50						3.67
Interpretation of the Music				1.60	3.50	4.00	3.75	3.50	3.50						3.58
Judges Total Program Component Score (factored)															28.94

Deductions	Falls: -3.00	-3.00
-------------------	--------------	--------------

< Under-rotated jump << Downgraded jump x Credit for highlight distribution, base value multiplied by 1.1

Rank	Name	Nation	Starting Number	Total Segment Score	Total Element Score	Program Component Score (factored)	Total Deductions
22	Полина МЕЛЬНИКОВА	CAM	1	39.20	13.01	27.19	-1.00

#	Executed Elements	Info	Base Value	GOE	J1	J2	J3	J4	J5	J6	J7	J8	J9	Ref	Scores of Panel
1	2S		1.30	0.00	0	1	0	0	0						1.30
2	1A+2T<<	<<	1.50	-0.44	-4	-4	-4	-4	-4						1.06
3	StSqB		1.50	0.00	0	0	0	0	0						1.50
4	2F<	<	1.44	-0.72	-5	-5	-5	-5	-5						0.72
5	FSSp		0.00	0.00	-	-	-	-	-						0.00
6	2S+1T		1.87	x -0.22	-3	-1	-1	-2	-2						1.65
7	2Lo<	<	1.50	x -0.18	-3	-1	-1	-1	-2						1.32
8	2Lz<<+1T	<<	1.10	x -0.24	-4	-4	-3	-4	-4						0.86
9	CCoSp3		3.00	0.10	0	0	1	1	0						3.10
10	LSp1		1.50	0.00	0	0	-1	0	0						1.50
			14.71												13.01
Program Components				Factor											
Skating Skills				1.60	3.75	4.00	3.00	3.50	3.50						3.58
Transitions				1.60	3.25	3.50	2.50	3.25	3.25						3.25
Performance				1.60	3.50	3.75	2.75	3.25	3.25						3.33
Composition				1.60	3.50	3.75	3.25	3.50	3.50						3.50
Interpretation of the Music				1.60	3.50	3.75	3.25	3.00	3.25						3.33
Judges Total Program Component Score (factored)															27.19

Deductions	Falls: -1.00	-1.00
-------------------	--------------	--------------

< Under-rotated jump << Downgraded jump x Credit for highlight distribution, base value multiplied by 1.1

printed: 13.11.2020 14:21:05

ЧЕМПИОНАТ И ПЕРВЕНСТВО ГОРОДСКОГО ОКРУГА САМАРА
ПО ФИГУРНОМУ КАТАНИЮ НА КОНЬКАХ

г. Самара, ФСК «Орбита»

11-13 ноября 2020г.

1 СПОРТИВНЫЙ РАЗРЯД



1 место – Герасимов Даниил

2 место – Денисов Андрей

3 место – Тернов Егор

**ЧЕМПИОНАТ И ПЕРВЕНСТВО ГОРОДСКОГО ОКРУГА САМАРА
ПО ФИГУРНОМУ КАТАНИЮ НА КОНЬКАХ**

г. Самара, ФСК «Орбита»

11-13 ноября 2020г.

**ОДИНОЧНОЕ КАТАНИЕ
1 СПОРТИВНЫЙ РАЗРЯД
ЮНОШИ**

ОКОНЧАТЕЛЬНЫЕ РЕЗУЛЬТАТЫ

ОК	КП	ПП	Фамилия Имя	Год рожде ния	Организация	Город	Очки
1	1	1	Герасимова Даниил	2008	ГАУ СШОР №1	Тольятти	131,58
2	2	2	Денисов Андрей	2008	ГАУ СШОР №1	Самара	106,61
3	3	3	Тернов Егор	2008	МБУ ДО «ДЮСШ № 10» г.о. Самара	Самара	90,02

Технический контролёр



Мальшева Елена

Тольятти

1К

Старший судья



Харчева Ольга

Самара

ВК

Главный судья,
председатель судейской коллегии




Юнусова Елизавета

Самара

ВК

Президент СООО «Федерация фигурного
катания на коньках»



Богуш Вера

Самара

ВК

1 СПОРТИВНЫЙ РАЗРЯД ЮНОШИ

RESULT DETAILS SHORT PROGRAM

Pl.	Name	Nation	Total Segment Score =	Total Element Score +	Tot. Prog. Comp. Score * +	SS	TR	PE	CO	IN	Deduct. -
1	Даниил ГЕРАСИМОВ	ТОЛ	48.09	24.42	24.67	4.92	4.75	4.92	5.08	5.00	1.00
2	Андрей ДЕНИСОВ	CAM	41.71	18.88	22.83	4.58	4.50	4.67	4.58	4.50	0.00
3	Егор ТЕРНОВ	CAM	33.71	12.96	20.75	4.08	4.00	4.25	4.17	4.25	0.00

SS = Skating Skills

TR = Transitions

PE = Performance

CO = Composition

IN = Interpretation of the Music

* = factored score

Printed: 10.11.2020 13:15:34

1 СПОРТИВНЫЙ РАЗРЯД ЮНОШИ SHORT PROGRAM

JUDGES DETAILS PER SKATER

Rank	Name	Nation	Starting Number	Total Segment Score	Total Element Score	Program Component Score (factored)	Total Deductions
1	Даниил ГЕРАСИМОВ	ТОЛ	3	48.09	24.42	24.67	-1.00

#	Executed Elements	Info	Base Value	GOE	J1	J2	J3	J4	J5	J6	J7	J8	J9	Ref	Scores of Panel
1	3Lo<	<	3.92	-1.96	-5	-5	-5	-5	-5						1.96
2	3S+2T		5.60	0.29	0	0	2	1	1						5.89
3	FCSp1		1.90	0.06	-1	0	0	1	1						1.96
4	StSq3		3.30	0.66	1	2	2	2	2						3.96
5	2A		3.63	x 0.22	0	0	1	1	1						3.85
6	CSSp4		3.00	0.50	0	1	3	2	2						3.50
7	CCoSp3		3.00	0.30	0	1	3	1	1						3.30
			24.35												24.42
	Program Components			Factor											
	Skating Skills			1.00	4.75	4.75	5.25	5.00	5.00						4.92
	Transitions			1.00	4.25	4.50	5.00	4.75	5.00						4.75
	Performance			1.00	4.50	4.75	5.00	5.00	5.25						4.92
	Composition			1.00	4.75	5.00	5.50	5.00	5.25						5.08
	Interpretation of the Music			1.00	4.50	5.00	5.25	5.00	5.00						5.00
	Judges Total Program Component Score (factored)														24.67

Deductions	Falls: -1.00	-1.00
-------------------	--------------	--------------

< Under-rotated jump x Credit for highlight distribution, base value multiplied by 1.1

Rank	Name	Nation	Starting Number	Total Segment Score	Total Element Score	Program Component Score (factored)	Total Deductions
2	Андрей ДЕНИСОВ	CAM	4	41.71	18.88	22.83	0.00

#	Executed Elements	Info	Base Value	GOE	J1	J2	J3	J4	J5	J6	J7	J8	J9	Ref	Scores of Panel
1	2A		3.30	0.00	-1	0	0	0	0						3.30
2	FCSp1		1.90	0.19	1	0	1	1	2						2.09
3	StSq1		1.80	0.12	0	0	2	1	1						1.92
4	2Lz		2.10	0.00	0	1	0	0	0						2.10
5	CSSp3		2.60	0.26	-1	1	1	1	1						2.86
6	2F+2T		3.41	x 0.00	0	0	0	0	0						3.41
7	CCoSp3		3.00	0.20	-1	1	1	0	1						3.20
			18.11												18.88
	Program Components			Factor											
	Skating Skills			1.00	4.75	4.50	4.50	4.50	4.75						4.58
	Transitions			1.00	4.50	4.25	4.50	4.50	4.50						4.50
	Performance			1.00	4.25	4.50	4.75	4.75	4.75						4.67
	Composition			1.00	4.50	4.50	4.75	4.75	4.50						4.58
	Interpretation of the Music			1.00	4.25	4.75	4.50	4.50	4.50						4.50
	Judges Total Program Component Score (factored)														22.83

Deductions		0.00
-------------------	--	-------------

x Credit for highlight distribution, base value multiplied by 1.1

1 СПОРТИВНЫЙ РАЗРЯД ЮНОШИ SHORT PROGRAM

JUDGES DETAILS PER SKATER

Rank	Name	Nation	Starting Number	Total Segment Score	Total Element Score	Program Component Score (factored)	Total Deductions
3	Ероп ТЕРНОВ	CAM	2	33.71	12.96	20.75	0.00

#	Executed Elements	Info	Base Value	GOE	J1	J2	J3	J4	J5	J6	J7	J8	J9	Ref	Scores of Panel
1	CCoSp4		3.50	0.00	0	0	0	0	0						3.50
2	2Lo<+2T<<	<<	1.76	-0.45	-5	-4	-3	-3	-3						1.31
3	2F		1.80	-0.12	0	0	-1	-1	-1						1.68
4	FSSp3		2.60	0.17	-1	0	1	1	1						2.77
5	StSq2		2.60	0.26	0	1	1	1	1						2.86
6	2A<<	<<	1.21 x	-0.37	-4	-3	-3	-4	-3						0.84
7	CCSp		0.00	0.00	-	-	-	-	-						0.00
			13.47												12.96
	Program Components			Factor											
	Skating Skills			1.00	4.25	4.25	4.00	4.00	4.00						4.08
	Transitions			1.00	4.00	4.00	3.75	4.25	4.00						4.00
	Performance			1.00	4.00	4.25	4.25	4.50	4.25						4.25
	Composition			1.00	4.00	4.50	4.00	4.25	4.25						4.17
	Interpretation of the Music			1.00	4.00	4.50	4.00	4.50	4.25						4.25
	Judges Total Program Component Score (factored)														20.75

Deductions	0.00
-------------------	-------------

< Under-rotated jump << Downgraded jump x Credit for highlight distribution, base value multiplied by 1.1

printed: 10.11.2020 13:15:52

1 СПОРТИВНЫЙ РАЗРЯД ЮНОШИ

RESULT DETAILS FREE SKATING

Pl.	Name	Nation	Total Segment Score =	Total Element Score +	Tot. Prog. Comp. Score * +	SS	TR	PE	CO	IN	Deduct. -
1	Даниил ГЕРАСИМОВ	ТОЛ	83.49	35.31	49.18	4.92	4.75	5.00	5.00	4.92	1.00
2	Андрей ДЕНИСОВ	CAM	64.90	22.56	44.34	4.50	4.25	4.42	4.50	4.50	2.00
3	Егор ТЕРНОВ	CAM	56.31	17.13	39.18	4.00	3.67	3.92	3.92	4.08	0.00

SS = Skating Skills

TR = Transitions

PE = Performance

CO = Composition

IN = Interpretation of the Music

* = factored score

Printed: 13.11.2020 14:39:59

1 СПОРТИВНЫЙ РАЗРЯД ЮНОШИ FREE SKATING

JUDGES DETAILS PER SKATER

Rank	Name	Nation	Starting Number	Total Segment Score	Total Element Score	Program Component Score (factored)	Total Deductions
1	Даниил ГЕРАСИМОВ	ТОЛ	3	83.49	35.31	49.18	-1.00

#	Executed Elements	Info	Base Value	GOE	J1	J2	J3	J4	J5	J6	J7	J8	J9	Ref	Scores of Panel
1	2A+1Eu+2S		5.10	0.55	0	2	2	1	2						5.65
2	3Lo<<	<<	1.70	-0.85	-5	-5	-5	-5	-5						0.85
3	2Lz+2T		3.40	0.07	0	1	0	0	1						3.47
4	3S		4.73	x -0.72	-1	-2	-2	-1	-2						4.01
5	StSq3		3.30	0.66	0	2	2	3	2						3.96
6	FCSp2		2.30	0.31	0	0	2	2	2						2.61
7	2A		3.63	x 0.33	0	1	1	1	1						3.96
8	2F+2T		3.41	x 0.06	0	0	0	1	1						3.47
9	CSSp4		3.00	0.60	0	1	2	3	3						3.60
10	CCoSp4		3.50	0.23	0	0	1	1	2						3.73
			34.07												35.31
	Program Components			Factor											
	Skating Skills			2.00	4.75	4.75	5.00	5.00	5.25						4.92
	Transitions			2.00	4.50	4.50	4.75	5.00	5.00						4.75
	Performance			2.00	4.50	4.75	5.25	5.00	5.50						5.00
	Composition			2.00	4.50	5.00	5.25	4.75	5.50						5.00
	Interpretation of the Music			2.00	4.25	5.00	5.00	4.75	5.50						4.92
	Judges Total Program Component Score (factored)														49.18

Deductions	Falls: -1.00	-1.00
-------------------	--------------	--------------

<< Downgraded jump x Credit for highlight distribution, base value multiplied by 1.1

Rank	Name	Nation	Starting Number	Total Segment Score	Total Element Score	Program Component Score (factored)	Total Deductions
2	Андрей ДЕНИСОВ	CAM	2	64.90	22.56	44.34	-2.00

#	Executed Elements	Info	Base Value	GOE	J1	J2	J3	J4	J5	J6	J7	J8	J9	Ref	Scores of Panel
1	2A		3.30	-0.11	0	0	-1	-1	0						3.19
2	2A<	<	2.64	-1.32	-5	-5	-5	-5	-5						1.32
3	FSSp2		2.30	0.38	1	2	2	1	2						2.68
4	2F		1.80	0.18	1	1	1	1	1						1.98
5	2Lo		1.70	-0.34	-3	-2	-2	-2	-2						1.36
6	StSq1		1.80	0.00	0	0	0	1	-1						1.80
7	2S		1.43	x 0.13	1	2	1	1	0						1.56
8	2Lz+2T		3.74	x -0.07	0	0	-1	-1	0						3.67
9	CCoSp3		3.00	0.10	0	1	2	0	0						3.10
10	2F*+2Lo*	*	0.00	x 0.00	-	-	-	-	-						0.00
11	FCSp1		1.90	0.00	0	0	0	0	1						1.90
			23.61												22.56
	Program Components			Factor											
	Skating Skills			2.00	4.75	4.25	4.50	4.50	4.50						4.50
	Transitions			2.00	4.50	4.00	4.25	4.25	4.25						4.25
	Performance			2.00	4.50	4.25	4.25	4.50	4.50						4.42
	Composition			2.00	4.50	4.50	4.50	4.50	4.50						4.50
	Interpretation of the Music			2.00	4.25	4.50	4.50	4.50	4.50						4.50
	Judges Total Program Component Score (factored)														44.34

Deductions	Falls: -2.00	-2.00
-------------------	--------------	--------------

< Under-rotated jump * Invalid element x Credit for highlight distribution, base value multiplied by 1.1

1 СПОРТИВНЫЙ РАЗРЯД ЮНОШИ FREE SKATING

JUDGES DETAILS PER SKATER

Rank	Name	Nation	Starting Number	Total Segment Score	Total Element Score	Program Component Score (factored)	Total Deductions
3	Ероп ТЕРНОВ	CAM	1	56.31	17.13	39.18	0.00

#	Executed Elements	Info	Base Value	GOE	J1	J2	J3	J4	J5	J6	J7	J8	J9	Ref	Scores of Panel
1	CCoSp3		3.00	0.00	0	0	0	0	0						3.00
2	2S		1.30	-0.52	-5	-5	-4	-3	-3						0.78
3	2F<+1Eu+2S	<	3.24	-0.24	-2	-2	-1	-1	-2						3.00
4	2Lo		1.70	0.00	0	0	0	0	0						1.70
5	2Lz		2.31	x -0.56	-3	-2	-2	-3	-3						1.75
6	FSSp2		2.30	-0.15	-1	-2	-1	0	0						2.15
7	StSq1		1.80	0.00	0	0	0	1	0						1.80
8	2A<<	<<	1.21	x -0.44	-3	-4	-4	-4	-4						0.77
9	2Lo+1A+SEQ		2.46	x -0.28	-2	-2	-1	-1	-2						2.18
10	CCSp		0.00	0.00	-	-	-	-	-						0.00
			19.32												17.13
Program Components				Factor											
Skating Skills				2.00	4.00	4.00	3.75	4.00	4.00						4.00
Transitions				2.00	3.50	3.50	3.75	4.00	3.75						3.67
Performance				2.00	4.00	3.75	3.75	4.25	4.00						3.92
Composition				2.00	3.75	3.75	4.00	4.00	4.00						3.92
Interpretation of the Music				2.00	4.75	3.50	4.00	4.25	4.00						4.08
Judges Total Program Component Score (factored)															39.18
Deductions															0.00

< Under-rotated jump << Downgraded jump x Credit for highlight distribution, base value multiplied by 1.1

printed: 13.11.2020 14:40:21

**ЧЕМПИОНАТ И ПЕРВЕНСТВО ГОРОДСКОГО ОКРУГА САМАРА
ПО ФИГУРНОМУ КАТАНИЮ НА КОНЬКАХ**

г. Самара, ФСК «Орбита»



11-13 ноября 2020г.

ОДИНОЧНОЕ КАТАНИЕ

**2 СПОРТИВНЫЙ РАЗРЯД
ДЕВУШКИ, ЮНОШИ**

СПРАВКА

**о составе и квалификации судейской коллегии согласно приказу
Министерства спорта России от 20 февраля 2017 года № 108**

Технический контролер	Бердникова Елена	Самара	ВК
Технический специалист	Керша Павел	Тольятти	ВК
Ассистент технического специалиста	Панюкова Елена	Тольятти	ВК
Старший судья	Сергеева Оксана	Самара	ВК
Судьи	1 Сергеева Оксана	Самара	ВК
	2 Кузина Ирина	Самара	1К
	3 Малышева Елена	Тольятти	1К
	4 Поликарпова Анна	Самара	ВК
	5 Кудряшова Дарья	Отрадный	2К
Оператор ввода данных	Мадоннова Галина	Самара	2К
Оператор видеоповтора	Илюхина Оксана	Самара	1К
Видеооператор	Селихова Мария	Самара	1К
Судья при участниках	Патокина Александра	Самара	б/к
Главный судья, председатель судейской коллегии	 Юнусова Елизавета	Самара	ВК
Главный секретарь	 Головастова Наталия	Самара	1К
Президент СООО «Федерация фигурного катания на коньках»	 Богуш Вера	Самара	ВК

ЧЕМПИОНАТ И ПЕРВЕНСТВО ГОРОДСКОГО ОКРУГА САМАРА
ПО ФИГУРНОМУ КАТАНИЮ НА КОНЬКАХ

г. Самара, ФСК «Орбита»

11-13 ноября 2020г.

2 СПОРТИВНЫЙ РАЗРЯД



1 место - Тибейко Варвара

2 место - Коротяева София

3 место - Золотова Софья

**ЧЕМПИОНАТ И ПЕРВЕНСТВО ГОРОДСКОГО ОКРУГА САМАРА
ПО ФИГУРНОМУ КАТАНИЮ НА КОНЬКАХ**

г. Самара, ФСК «Орбита»

11-13 ноября 2020г.

**ОДИНОЧНОЕ КАТАНИЕ
2 СПОРТИВНЫЙ РАЗРЯД
ДЕВУШКИ**

ОКОНЧАТЕЛЬНЫЕ РЕЗУЛЬТАТЫ

ОК	КП	ПП	Фамилия Имя	Год рожде ния	Организация	Город	Очки
1	1	1	Тибейко Варвара	2010	ГАУ «СШОР№1»	Тольятти	90,04
2	2	2	Коротаева София	2010	СШОР №13 "Волгарь"	Тольятти	84,39
3	3	4	Золотова Софья	2010	ГАУ СШОР №1	Тольятти	83,12
4	7	5	Бородина Елизавета	2010	ГАУ «СШОР№1»	Самара	82,03
5	10	3	Потемкина Мария	2010	ГАУ «СШОР№1»	Тольятти	80,51
6	4	8	Шгыкина Александра	2010	ГАУ «СШОР№1»	Самара	79,88
7	6	10	Рочева Арина	2010	СШОР №13 "Волгарь"	Тольятти	78,78
8	13	6	Гуменюк Софья	2009	ГАУ «СШОР№1»	Самара	78,65
9	15	7	Шильцина Виктория	2006	МАУ«Ледовый дворец»	Отрадный	76,22
10	9	13	Тишина Анастасия	2010	ГАУ СШОР №1	Тольятти	75,82
11	14	11	Шелудякова Мария	2010	ГАУ «СШОР№1»	Тольятти	75,75
12	17	12	Говорова Елизавета	2009	ГАУ «СШОР№1»	Тольятти	74,38
13	8	15	Сухова Елизавета	2009	ГАУ «СШОР№1»	Самара	74,33
14	23	9	Качайкина Полина	2009	ГАУ «СШОР№1»	Самара	73,75
15	11	14	Васильева София	2010	ГАУ «СШОР№1»	Тольятти	73,69
16	5	19	Отмахова Полина	2010	ГАУ «СШОР№1»	Самара	73,12
17	12	18	Волкова Александра	2010	МБУ ДО «ДЮСШ № 10» г.о. Самара	Самара	71,40
18	22	16	Колегова София	2009	ГАУ «СШОР№1»	Самара	69,65
19	19	21	Афанасьева София	2010	ГАУ «СШОР№1»	Самара	67,72
20	24	17	Калинина Вера	2010	ГАУ «СШОР№1»	Самара	67,65
21	21	20	Ханиева Камила	2009	СШОР №13 "Волгарь"	Тольятти	67,58
22	20	22	Волкова Анастасия	2010	МБУ ДО «ДЮСШ № 10» г.о. Самара	Самара	66,30
23	18	23	Калялина Милана	2010	СШОР №13 "Волгарь"	Тольятти	65,16
24	16	25	Вишнева Анна	2009	ГАУ «СШОР№1»	Тольятти	63,43
25	27	24	Лесик Александра	2007	МБУ ДО «ДЮСШ № 10» г.о. Самара	Самара	59,06
26	26	26	Умрихина Александра	2009	ГАУ «СШОР№1»	Самара	53,71
27	25	27	Шишова Анастасия	2009	МБУ ДО «ДЮСШ № 10» г.о. Самара	Самара	52,89

Технический контролёр



Бердникова Елена

Самара

ВК

Старший судья



Сергеева Оксана

Самара

ВК

Главный судья, председатель судейской коллегии




Юнусова Елизавета

С амара

ВК

Президент СООО «Федерация фигурного катания на коньках»



Богуш Вера

Самара

ВК

2 СПОРТИВНЫЙ РАЗРЯД ДЕВУШКИ

RESULT DETAILS SHORT PROGRAM

Pl.	Name	Nation	Total Segment Score	Total Element Score	Tot. Prog. Comp. Score *	SS	TR	PE	CO	IN	Deduct.
			=	+	+						-
1	Варвара ТИБЕЙКО	ТОЛ	34.25	15.91	18.34	4.58	4.42	4.67	0.00	4.67	0.00
2	София КОРОТАЕВА	ТОЛ	31.60	14.93	17.67	4.42	4.25	4.50	0.00	4.50	1.00
3	Софья ЗОЛОТОВА	ТОЛ	31.10	14.93	17.17	4.25	4.25	4.42	0.00	4.25	1.00
4	Александра ШТЫКИНА	САМ	30.79	13.28	17.51	4.42	4.17	4.50	0.00	4.42	0.00
5	Полина ОТМАХОВА	САМ	30.34	13.34	17.00	4.17	4.25	4.33	0.00	4.25	0.00
6	Арина РОЧЕВА	ТОЛ	30.21	13.80	16.41	4.00	4.08	4.25	0.00	4.08	0.00
7	Елизавета БОРОДИНА	САМ	30.21	13.46	16.75	4.17	4.08	4.25	0.00	4.25	0.00
8	Елизавета СУХОВА	САМ	29.05	12.80	16.25	4.08	4.08	3.92	0.00	4.17	0.00
9	Анастасия ТИШИНА	ТОЛ	28.63	12.38	17.25	4.42	4.17	4.33	0.00	4.33	1.00
10	Мария ПОТЕМКИНА	ТОЛ	28.38	12.13	16.25	4.00	4.00	4.17	0.00	4.08	0.00
11	София ВАСИЛЬЕВА	ТОЛ	27.97	11.30	16.67	4.17	4.00	4.25	0.00	4.25	0.00
12	Александра ВОЛКОВА	САМ	27.55	11.55	16.00	4.00	4.00	4.00	0.00	4.00	0.00
13	Софья ГУМЕНЮК	САМ	27.22	12.13	15.09	3.75	3.67	3.75	0.00	3.92	0.00
14	Мария ШЕЛУДЯКОВА	ТОЛ	27.22	11.47	16.75	4.25	4.00	4.25	0.00	4.25	1.00
15	Виктория ШИЛЬЦИНА	ОТР	26.42	11.25	15.17	3.75	3.75	3.92	0.00	3.75	0.00
16	Анна ВИШНЕВА	ТОЛ	26.36	10.86	15.50	3.83	3.75	3.92	0.00	4.00	0.00
17	Елизавета ГОВОРОВА	ТОЛ	26.18	10.76	16.42	4.17	4.00	4.25	0.00	4.00	1.00
18	Милана КАЛЯЛИНА	ТОЛ	26.09	10.18	15.91	4.00	3.75	4.08	0.00	4.08	0.00
19	София АФАНАСЬЕВА	САМ	25.64	9.89	15.75	3.83	3.67	4.08	0.00	4.17	0.00
20	Анастасия ВОЛКОВА	САМ	25.61	11.36	15.25	3.83	3.67	3.83	0.00	3.92	1.00
21	Камила ХАНИЕВА	ТОЛ	25.44	10.77	14.67	3.67	3.75	3.58	0.00	3.67	0.00
22	София КОЛЕГОВА	САМ	25.24	13.07	12.17	3.00	3.17	3.00	0.00	3.00	0.00
23	Полина КАЧАЙКИНА	САМ	24.75	8.83	15.92	3.92	3.75	4.08	0.00	4.17	0.00
24	Вера КАЛИНИНА	САМ	23.77	8.36	15.41	4.00	3.83	3.75	0.00	3.83	0.00
25	Анастасия ШИШОВА	САМ	20.26	13.01	7.25	1.83	1.75	1.75	0.00	1.92	0.00
26	Александра УМРИХИНА	САМ	20.24	5.82	15.42	3.92	3.75	3.83	0.00	3.92	1.00
27	Александра ЛЕСИК	САМ	20.15	13.15	7.00	1.75	1.75	1.75	0.00	1.75	0.00

SS = Skating Skills

TR = Transitions

PE = Performance

CO = Composition

IN = Interpretation of the Music

* = factored score

Printed: 09.11.2020 17:28:48

2 СПОРТИВНЫЙ РАЗРЯД ДЕВУШКИ SHORT PROGRAM

JUDGES DETAILS PER SKATER

Rank	Name	Nation	Starting Number	Total Segment Score	Total Element Score	Program Component Score (factored)	Total Deductions
1	Варвара ТИБЕЙКО	ТОЛ	25	34.25	15.91	18.34	0.00

#	Executed Elements	Info	Base Value	GOE	J1	J2	J3	J4	J5	J6	J7	J8	J9	Ref	Scores of Panel
1	2Lz+2T		3.40	0.28	0	0	2	2	2						3.68
2	CCoSp3		3.00	0.60	1	2	3	2	2						3.60
3	1A		1.10	0.00	0	0	0	0	0						1.10
4	StSq2		2.60	-0.09	-2	-1	0	0	0						2.51
5	2F	x	1.98	0.24	0	1	2	2	1						2.22
6	LSp3		2.40	0.40	1	1	2	2	3						2.80
			14.48												15.91
	Program Components			Factor											
	Skating Skills			1.00	4.25	4.25	4.75	4.75	4.75						4.58
	Transitions			1.00	4.00	4.25	5.75	4.50	4.50						4.42
	Performance			1.00	4.50	4.50	5.00	4.75	4.75						4.67
	Composition			1.00	-	-	-	-	-						
	Interpretation of the Music			1.00	4.25	4.50	4.75	4.75	4.75						4.67
	Judges Total Program Component Score (factored)														18.34
	Deductions														0.00

x Credit for highlight distribution, base value multiplied by 1.1

Rank	Name	Nation	Starting Number	Total Segment Score	Total Element Score	Program Component Score (factored)	Total Deductions
2	София КОРТАЕВА	ТОЛ	11	31.60	14.93	17.67	-1.00

#	Executed Elements	Info	Base Value	GOE	J1	J2	J3	J4	J5	J6	J7	J8	J9	Ref	Scores of Panel
1	1A		1.10	0.18	1	1	2	2	2						1.28
2	2F+2Lo		3.50	0.00	-1	0	0	0	0						3.50
3	LSp3		2.40	0.24	0	1	1	1	1						2.64
4	2Lz	x	2.31	-1.05	-5	-5	-5	-5	-5						1.26
5	CCoSp3		3.00	0.30	1	1	1	1	2						3.30
6	StSq2		2.60	0.35	0	1	2	1	2						2.95
			14.91												14.93
	Program Components			Factor											
	Skating Skills			1.00	4.25	4.75	4.25	4.50	4.50						4.42
	Transitions			1.00	4.25	4.75	4.25	4.25	4.25						4.25
	Performance			1.00	4.25	5.00	4.50	4.50	4.50						4.50
	Composition			1.00	-	-	-	-	-						
	Interpretation of the Music			1.00	4.50	4.75	4.50	4.50	4.50						4.50
	Judges Total Program Component Score (factored)														17.67
	Deductions			Falls: -1.00											-1.00

x Credit for highlight distribution, base value multiplied by 1.1

2 СПОРТИВНЫЙ РАЗРЯД ДЕВУШКИ SHORT PROGRAM

JUDGES DETAILS PER SKATER

Rank	Name	Nation	Starting Number	Total Segment Score	Total Element Score	Program Component Score (factored)	Total Deductions
3	Софья ЗОЛотова	ТОЛ	2	31.10	14.93	17.17	-1.00

#	Executed Elements	Info	Base Value	GOE	J1	J2	J3	J4	J5	J6	J7	J8	J9	Ref	Scores of Panel
1	2A<<	<<	1.10	-0.55	-5	-5	-5	-5	-5						0.55
2	2Lz+2Lo<	<	3.46	-0.56	-3	-2	-3	-2	-3						2.90
3	CCoSp3		3.00	0.60	2	2	3	2	2						3.60
4	2F		1.98	x 0.00	-1	0	1	0	0						1.98
5	StSq2		2.60	0.26	1	1	2	1	1						2.86
6	LSp3		2.40	0.64	1	3	3	2	3						3.04
			14.54												14.93
Program Components				Factor											
Skating Skills				1.00	4.25	4.25	4.25	4.25	4.25						4.25
Transitions				1.00	4.25	4.25	4.25	4.25	4.25						4.25
Performance				1.00	4.25	4.25	4.50	4.50	4.50						4.42
Composition				1.00	-	-	-	-	-						
Interpretation of the Music				1.00	4.25	4.25	4.50	4.25	4.25						4.25
Judges Total Program Component Score (factored)															17.17
Deductions			Falls:	-1.00											-1.00

< Under-rotated jump << Downgraded jump x Credit for highlight distribution, base value multiplied by 1.1

Rank	Name	Nation	Starting Number	Total Segment Score	Total Element Score	Program Component Score (factored)	Total Deductions
4	Александра ШТЫКИНА	CAM	14	30.79	13.28	17.51	0.00

#	Executed Elements	Info	Base Value	GOE	J1	J2	J3	J4	J5	J6	J7	J8	J9	Ref	Scores of Panel
1	2A<	<	2.64	-0.35	0	-1	-1	-2	-2						2.29
2	2Lz+COMBO+2T		3.40	-0.77	-2	-3	-4	-4	-4						2.63
3	CCoSp3		3.00	0.40	2	0	1	2	1						3.40
4	StSq2		2.60	0.26	1	0	1	1	1						2.86
5	2F		1.98	x 0.12	1	1	1	0	0						2.10
6	LSp		0.00	0.00	-	-	-	-	-						0.00
			13.62												13.28
Program Components				Factor											
Skating Skills				1.00	4.50	4.25	4.50	4.50	4.25						4.42
Transitions				1.00	4.50	4.00	4.25	4.25	4.00						4.17
Performance				1.00	4.50	4.50	4.50	4.50	4.50						4.50
Composition				1.00	-	-	-	-	-						
Interpretation of the Music				1.00	4.50	4.50	4.50	4.25	4.25						4.42
Judges Total Program Component Score (factored)															17.51
Deductions															0.00

< Under-rotated jump x Credit for highlight distribution, base value multiplied by 1.1

2 СПОРТИВНЫЙ РАЗРЯД ДЕВУШКИ SHORT PROGRAM

JUDGES DETAILS PER SKATER

Rank	Name	Nation	Starting Number	Total Segment Score	Total Element Score	Program Component Score (factored)	Total Deductions
5	Полина ОТМАХОВА	CAM	3	30.34	13.34	17.00	0.00

#	Executed Elements	Info	Base Value	GOE	J1	J2	J3	J4	J5	J6	J7	J8	J9	Ref	Scores of Panel
1	2F		1.80	0.00	1	0	0	0	0						1.80
2	1A		1.10	0.00	1	0	0	0	0						1.10
3	CCoSp3		3.00	0.60	3	2	2	2	2						3.60
4	2Lo+2T		3.30	x -0.11	0	-1	-1	-1	0						3.19
5	LSpB		1.20	-0.24	0	-1	-2	-3	-3						0.96
6	StSq2		2.60	0.09	2	1	0	0	0						2.69
			13.00												13.34
Program Components				Factor											
Skating Skills				1.00	4.50	4.50	4.00	4.00	4.00						4.17
Transitions				1.00	4.75	4.75	4.00	3.75	4.00						4.25
Performance				1.00	4.75	4.75	4.25	4.00	3.75						4.33
Composition				1.00	-	-	-	-	-						
Interpretation of the Music				1.00	4.75	4.75	4.00	3.75	4.00						4.25
Judges Total Program Component Score (factored)															17.00
Deductions															0.00

x Credit for highlight distribution, base value multiplied by 1.1

Rank	Name	Nation	Starting Number	Total Segment Score	Total Element Score	Program Component Score (factored)	Total Deductions
6	Арина РОЧЕВА	ТОЛ	22	30.21	13.80	16.41	0.00

#	Executed Elements	Info	Base Value	GOE	J1	J2	J3	J4	J5	J6	J7	J8	J9	Ref	Scores of Panel
1	2Lz<	<	1.68	-0.23	-1	-1	-1	-2	-2						1.45
2	2F!<+2Lo	<	3.14	-0.45	-3	-3	-2	-2	-3						2.69
3	CCoSp3		3.00	0.50	1	1	2	2	2						3.50
4	1A		1.21	x -0.22	-2	-2	-2	-2	-2						0.99
5	StSq2		2.60	0.17	0	0	1	1	1						2.77
6	LSp3		2.40	0.00	0	-1	0	0	0						2.40
			14.03												13.80
Program Components				Factor											
Skating Skills				1.00	4.00	4.00	4.00	4.00	4.00						4.00
Transitions				1.00	4.00	4.25	4.00	4.00	4.25						4.08
Performance				1.00	4.25	4.25	4.25	4.25	4.25						4.25
Composition				1.00	-	-	-	-	-						
Interpretation of the Music				1.00	4.25	4.50	4.00	4.00	4.00						4.08
Judges Total Program Component Score (factored)															16.41
Deductions															0.00

< Under-rotated jump x Credit for highlight distribution, base value multiplied by 1.1 ! Not clear edge

2 СПОРТИВНЫЙ РАЗРЯД ДЕВУШКИ SHORT PROGRAM

JUDGES DETAILS PER SKATER

Rank	Name	Nation	Starting Number	Total Segment Score	Total Element Score	Program Component Score (factored)	Total Deductions
9	Анастасия ТИШИНА	ТОЛ	7	28.63	12.38	17.25	-1.00

#	Executed Elements	Info	Base Value	GOE	J1	J2	J3	J4	J5	J6	J7	J8	J9	Ref	Scores of Panel
1	1A		1.10	0.00	0	1	0	0	0						1.10
2	LSp2		1.90	0.13	0	0	2	1	1						2.03
3	2Lz		2.10	-1.05	-5	-5	-5	-5	-5						1.05
4	StSq1		1.80	0.18	1	1	2	1	1						1.98
5	2F+2T<	<	3.12	x -0.30	-1	-1	-2	-2	-2						2.82
6	CCoSp3		3.00	0.40	1	1	2	1	2						3.40
			13.02												12.38
Program Components				Factor											
Skating Skills				1.00	4.25	4.75	4.50	4.25	4.50						4.42
Transitions				1.00	4.25	4.50	4.25	4.00	4.00						4.17
Performance				1.00	4.00	4.50	4.50	4.25	4.25						4.33
Composition				1.00	-	-	-	-	-						
Interpretation of the Music				1.00	4.25	4.75	4.50	4.25	4.25						4.33
Judges Total Program Component Score (factored)															17.25
Deductions			Falls:	-1.00											-1.00

< Under-rotated jump x Credit for highlight distribution, base value multiplied by 1.1

Rank	Name	Nation	Starting Number	Total Segment Score	Total Element Score	Program Component Score (factored)	Total Deductions
10	Мария ПОТЕМКИНА	ТОЛ	17	28.38	12.13	16.25	0.00

#	Executed Elements	Info	Base Value	GOE	J1	J2	J3	J4	J5	J6	J7	J8	J9	Ref	Scores of Panel
1	2F<	<	1.44	-0.29	-2	-2	-1	-2	-2						1.15
2	2Lz<+2T<	<	2.72	-0.34	-3	-2	-1	-2	-2						2.38
3	1A		1.10	0.00	0	0	0	0	0						1.10
4	LSp3		2.40	0.00	0	0	1	0	0						2.40
5	StSq1		1.80	0.00	0	-1	1	0	0						1.80
6	CCoSp3		3.00	0.30	0	1	1	1	1						3.30
			12.46												12.13
Program Components				Factor											
Skating Skills				1.00	4.00	4.00	4.00	4.00	4.00						4.00
Transitions				1.00	4.00	4.25	4.00	3.75	4.00						4.00
Performance				1.00	4.25	4.25	4.25	4.00	3.75						4.17
Composition				1.00	-	-	-	-	-						
Interpretation of the Music				1.00	4.00	4.25	4.25	4.00	4.00						4.08
Judges Total Program Component Score (factored)															16.25
Deductions															0.00

< Under-rotated jump

2 СПОРТИВНЫЙ РАЗРЯД ДЕВУШКИ SHORT PROGRAM

JUDGES DETAILS PER SKATER

Rank	Name	Nation	Starting Number	Total Segment Score	Total Element Score	Program Component Score (factored)	Total Deductions
11	София ВАСИЛЬЕВА	ТОЛ	16	27.97	11.30	16.67	0.00

#	Executed Elements	Info	Base Value	GOE	J1	J2	J3	J4	J5	J6	J7	J8	J9	Ref	Scores of Panel
1	1A		1.10	0.00	0	0	1	0	0						1.10
2	2Lz<	<	1.68	-0.28	-2	-1	-1	-2	-2						1.40
3	CCoSp3		3.00	0.20	0	0	1	1	1						3.20
4	2Lo+COMBO		1.87	x -0.85	-5	-5	-5	-5	-5						1.02
5	StSq1		1.80	0.06	0	1	1	0	0						1.86
6	LSp3		2.40	0.32	0	1	2	1	2						2.72
			11.85												11.30
Program Components			Factor												
	Skating Skills		1.00		4.00	4.25	4.25	4.00	4.25						4.17
	Transitions		1.00		4.00	4.00	4.00	4.00	4.00						4.00
	Performance		1.00		4.25	4.50	4.25	4.25	4.25						4.25
	Composition		1.00		-	-	-	-	-						
	Interpretation of the Music		1.00		4.25	4.50	4.25	4.00	4.25						4.25
	Judges Total Program Component Score (factored)														16.67
Deductions															0.00

< Under-rotated jump x Credit for highlight distribution, base value multiplied by 1.1

Rank	Name	Nation	Starting Number	Total Segment Score	Total Element Score	Program Component Score (factored)	Total Deductions
12	Александра ВОЛКОВА	CAM	24	27.55	11.55	16.00	0.00

#	Executed Elements	Info	Base Value	GOE	J1	J2	J3	J4	J5	J6	J7	J8	J9	Ref	Scores of Panel
1	1A		1.10	0.00	0	0	0	1	0						1.10
2	CCoSp3		3.00	0.50	1	1	2	2	2						3.50
3	StSq1		1.80	0.00	0	0	0	1	0						1.80
4	2F<	<	1.44	-0.29	-2	-2	-2	-1	-2						1.15
5	SSp1		1.30	0.09	0	0	1	2	1						1.39
6	2S+2Lo<	<	2.93	x -0.32	-3	-3	-2	0	-2						2.61
			11.57												11.55
Program Components			Factor												
	Skating Skills		1.00		4.00	4.00	4.00	4.00	3.75						4.00
	Transitions		1.00		4.00	4.00	4.00	4.00	3.75						4.00
	Performance		1.00		4.25	4.25	3.75	4.00	3.75						4.00
	Composition		1.00		-	-	-	-	-						
	Interpretation of the Music		1.00		4.25	4.25	3.75	4.00	3.75						4.00
	Judges Total Program Component Score (factored)														16.00
Deductions															0.00

< Under-rotated jump x Credit for highlight distribution, base value multiplied by 1.1

2 СПОРТИВНЫЙ РАЗРЯД ДЕВУШКИ SHORT PROGRAM

JUDGES DETAILS PER SKATER

Rank	Name	Nation	Starting Number	Total Segment Score	Total Element Score	Program Component Score (factored)	Total Deductions
13	Софья ГУМЕНЮК	CAM	8	27.22	12.13	15.09	0.00

#	Executed Elements	Info	Base Value	GOE	J1	J2	J3	J4	J5	J6	J7	J8	J9	Ref	Scores of Panel
1	1A		1.10	0.00	0	0	0	0	0						1.10
2	LSpB		1.20	-0.12	-1	-1	0	-1	-1						1.08
3	StSq1		1.80	0.00	0	0	0	0	0						1.80
4	2F		1.80	0.06	0	1	1	0	0						1.86
5	2Lo+2T		3.30	x -0.11	0	0	-1	-1	-1						3.19
6	CCoSp3		3.00	0.10	0	0	1	0	1						3.10
			12.20												12.13
	Program Components			Factor											
	Skating Skills			1.00	4.00	3.75	3.75	3.75	3.75						3.75
	Transitions			1.00	3.75	3.50	3.75	3.75	3.50						3.67
	Performance			1.00	3.75	3.75	4.00	3.75	3.75						3.75
	Composition			1.00	-	-	-	-	-						
	Interpretation of the Music			1.00	4.00	4.25	4.00	3.75	3.75						3.92
	Judges Total Program Component Score (factored)														15.09
	Deductions														0.00

x Credit for highlight distribution, base value multiplied by 1.1

Rank	Name	Nation	Starting Number	Total Segment Score	Total Element Score	Program Component Score (factored)	Total Deductions
14	Мария ШЕЛУДЯКОВА	ТОЛ	5	27.22	11.47	16.75	-1.00

#	Executed Elements	Info	Base Value	GOE	J1	J2	J3	J4	J5	J6	J7	J8	J9	Ref	Scores of Panel
1	1A		1.10	0.11	0	1	1	1	1						1.21
2	2F<+2T	<	2.74	-0.24	-2	-2	-1	-2	-1						2.50
3	LSp1		1.50	0.00	0	0	0	0	0						1.50
4	2Lz<	<	1.68	-0.84	-5	-5	-5	-5	-5						0.84
5	StSq1		1.80	0.12	0	0	2	1	1						1.92
6	CCoSp3		3.00	0.50	1	1	2	2	3						3.50
			11.82												11.47
	Program Components			Factor											
	Skating Skills			1.00	4.25	4.00	4.25	4.25	4.25						4.25
	Transitions			1.00	4.00	4.00	4.00	4.00	4.00						4.00
	Performance			1.00	4.00	4.25	4.25	4.25	4.25						4.25
	Composition			1.00	-	-	-	-	-						
	Interpretation of the Music			1.00	4.00	4.25	4.25	4.25	4.25						4.25
	Judges Total Program Component Score (factored)														16.75
	Deductions			Falls: -1.00											-1.00

< Under-rotated jump

2 СПОРТИВНЫЙ РАЗРЯД ДЕВУШКИ SHORT PROGRAM

JUDGES DETAILS PER SKATER

Rank	Name	Nation	Starting Number	Total Segment Score	Total Element Score	Program Component Score (factored)	Total Deductions
15	Виктория ШИЛЬЦИНА	ОТР	6	26.42	11.25	15.17	0.00

#	Executed Elements	Info	Base Value	GOE	J1	J2	J3	J4	J5	J6	J7	J8	J9	Ref	Scores of Panel
1	1A		1.10	0.07	0	0	1	1	2						1.17
2	2F+2Lo<	<	3.16	-0.48	-3	-3	-2	-3	-1						2.68
3	LSpB		1.20	-0.24	-2	-2	-2	-2	0						0.96
4	StSq1		1.80	0.00	0	0	0	0	0						1.80
5	2Lz	x	2.31	0.00	0	-1	0	0	0						2.31
6	CCoSp2		2.50	-0.17	-2	-2	1	-1	2						2.33
			12.07												11.25
Program Components				Factor											
	Skating Skills			1.00	4.00	3.75	3.75	3.75	3.75						3.75
	Transitions			1.00	4.00	3.75	3.75	3.75	3.75						3.75
	Performance			1.00	3.75	4.00	4.00	3.75	4.00						3.92
	Composition			1.00	-	-	-	-	-						
	Interpretation of the Music			1.00	3.75	4.25	3.75	3.75	3.75						3.75
	Judges Total Program Component Score (factored)														15.17
Deductions															0.00

< Under-rotated jump x Credit for highlight distribution, base value multiplied by 1.1

Rank	Name	Nation	Starting Number	Total Segment Score	Total Element Score	Program Component Score (factored)	Total Deductions
16	Анна ВИШНЕВА	ТОЛ	12	26.36	10.86	15.50	0.00

#	Executed Elements	Info	Base Value	GOE	J1	J2	J3	J4	J5	J6	J7	J8	J9	Ref	Scores of Panel
1	2Lo<	<	1.36	-0.18	-1	-1	-1	-2	-2						1.18
2	2S<+2T<	<	2.08	-0.10	-2	-1	-1	-1	-1						1.98
3	LSp1		1.50	0.00	0	0	1	0	0						1.50
4	1A		1.10	0.00	0	0	0	0	0						1.10
5	CCoSp3		3.00	0.30	1	1	2	1	1						3.30
6	StSq1		1.80	0.00	0	0	1	0	0						1.80
			10.84												10.86
Program Components				Factor											
	Skating Skills			1.00	3.75	3.75	4.00	3.75	4.00						3.83
	Transitions			1.00	3.75	3.75	3.75	3.75	3.75						3.75
	Performance			1.00	3.75	4.00	4.25	3.75	4.00						3.92
	Composition			1.00	-	-	-	-	-						
	Interpretation of the Music			1.00	4.00	4.00	4.00	3.75	4.00						4.00
	Judges Total Program Component Score (factored)														15.50
Deductions															0.00

< Under-rotated jump

2 СПОРТИВНЫЙ РАЗРЯД ДЕВУШКИ SHORT PROGRAM

JUDGES DETAILS PER SKATER

Rank	Name	Nation	Starting Number	Total Segment Score	Total Element Score	Program Component Score (factored)	Total Deductions
17	Елизавета ГОВОРОВА	ТОЛ	26	26.18	10.76	16.42	-1.00

#	Executed Elements	Info	Base Value	GOE	J1	J2	J3	J4	J5	J6	J7	J8	J9	Ref	Scores of Panel
1	1A		1.10	0.11	1	1	1	1	1						1.21
2	CCoSp3		3.00	0.20	0	0	2	1	1						3.20
3	StSq1		1.80	0.06	0	0	1	1	0						1.86
4	2Lz<	<	1.68	-0.84	-5	-5	-5	-5	-5						0.84
5	2F<+2T<	<	2.73	x -0.43	-3	-3	-3	-2	-3						2.30
6	LSp1		1.50	-0.15	-1	-1	1	-1	-1						1.35
			11.81											10.76	
Program Components			Factor												
Skating Skills			1.00		4.00	4.00	4.25	4.25	4.25						4.17
Transitions			1.00		4.00	4.00	4.00	4.00	4.00						4.00
Performance			1.00		4.25	4.25	4.25	4.25	4.00						4.25
Composition			1.00		-	-	-	-	-						-
Interpretation of the Music			1.00		4.00	4.00	4.25	4.00	4.00						4.00
Judges Total Program Component Score (factored)															16.42
Deductions			Falls: -1.00												-1.00

< Under-rotated jump x Credit for highlight distribution, base value multiplied by 1.1

Rank	Name	Nation	Starting Number	Total Segment Score	Total Element Score	Program Component Score (factored)	Total Deductions
18	Милана КАЛЯЛИНА	ТОЛ	10	26.09	10.18	15.91	0.00

#	Executed Elements	Info	Base Value	GOE	J1	J2	J3	J4	J5	J6	J7	J8	J9	Ref	Scores of Panel
1	2S+2T<<	<<	1.70	-0.35	-3	-2	-2	-3	-3						1.35
2	1A		1.10	0.04	1	2	0	0	0						1.14
3	LSp3		2.40	0.24	1	1	1	1	1						2.64
4	2Lo<	<	1.50	x -0.27	-1	-2	-2	-2	-2						1.23
5	CCoSp3V	nC	2.25	-0.23	-1	-1	-1	-1	-1						2.02
6	StSq1		1.80	0.00	0	1	0	0	0						1.80
			10.75											10.18	
Program Components			Factor												
Skating Skills			1.00		4.00	4.00	4.00	4.00	4.00						4.00
Transitions			1.00		4.25	3.75	3.75	3.75	3.75						3.75
Performance			1.00		4.25	4.25	4.00	4.00	4.00						4.08
Composition			1.00		-	-	-	-	-						-
Interpretation of the Music			1.00		4.25	4.25	4.00	4.00	4.00						4.08
Judges Total Program Component Score (factored)															15.91
Deductions															0.00

< Under-rotated jump << Downgraded jump x Credit for highlight distribution, base value multiplied by 1.1

2 СПОРТИВНЫЙ РАЗРЯД ДЕВУШКИ SHORT PROGRAM

JUDGES DETAILS PER SKATER

Rank	Name	Nation	Starting Number	Total Segment Score	Total Element Score	Program Component Score (factored)	Total Deductions
19	София АФАНАСЬЕВА	CAM	20	25.64	9.89	15.75	0.00

#	Executed Elements	Info	Base Value	GOE	J1	J2	J3	J4	J5	J6	J7	J8	J9	Ref	Scores of Panel
1	CCoSp3		3.00	0.00	1	0	0	0	0						3.00
2	2Lz!+2T<<	<<	2.50	-0.84	-2	-4	-5	-4	-4						1.66
3	1A		1.10	0.00	1	0	0	0	0						1.10
4	StSqB		1.50	0.00	0	0	0	0	0						1.50
5	2Lo<	<	1.50	x -0.27	-1	-2	-2	-2	-2						1.23
6	LSp1		1.50	-0.10	1	0	-1	-1	-1						1.40
			11.10												9.89
Program Components				Factor											
Skating Skills				1.00	4.00	4.00	3.75	3.75	3.75						3.83
Transitions				1.00	4.25	3.75	3.75	3.50	3.50						3.67
Performance				1.00	4.50	4.50	4.00	3.75	3.75						4.08
Composition				1.00	-	-	-	-	-						
Interpretation of the Music				1.00	4.50	4.50	4.00	3.75	4.00						4.17
Judges Total Program Component Score (factored)															15.75
Deductions															0.00

< Under-rotated jump << Downgraded jump x Credit for highlight distribution, base value multiplied by 1.1 ! Not clear edge

Rank	Name	Nation	Starting Number	Total Segment Score	Total Element Score	Program Component Score (factored)	Total Deductions
20	Анастасия ВОЛКОВА	CAM	15	25.61	11.36	15.25	-1.00

#	Executed Elements	Info	Base Value	GOE	J1	J2	J3	J4	J5	J6	J7	J8	J9	Ref	Scores of Panel
1	SSp2		1.60	0.11	0	0	1	2	1						1.71
2	1A		1.10	0.00	0	0	0	1	0						1.10
3	StSq1		1.80	0.00	0	0	0	0	0						1.80
4	CCoSp3		3.00	0.20	0	0	1	2	1						3.20
5	2F<	<	1.44	-0.14	-1	-1	-1	-1	-1						1.30
6	2S+2Lo<	<	2.93	x -0.68	-5	-5	-5	-5	-5						2.25
			11.87												11.36
Program Components				Factor											
Skating Skills				1.00	3.75	4.00	3.75	4.25	3.75						3.83
Transitions				1.00	3.75	3.75	3.50	4.00	3.50						3.67
Performance				1.00	4.00	4.00	3.50	4.00	3.50						3.83
Composition				1.00	-	-	-	-	-						
Interpretation of the Music				1.00	4.00	4.25	3.75	4.00	3.75						3.92
Judges Total Program Component Score (factored)															15.25
Deductions															-1.00

< Under-rotated jump x Credit for highlight distribution, base value multiplied by 1.1

2 СПОРТИВНЫЙ РАЗРЯД ДЕВУШКИ SHORT PROGRAM

JUDGES DETAILS PER SKATER

Rank	Name	Nation	Starting Number	Total Segment Score	Total Element Score	Program Component Score (factored)	Total Deductions
21	Камила ХАНИЕВА	ТОЛ	1	25.44	10.77	14.67	0.00

#	Executed Elements	Info	Base Value	GOE	J1	J2	J3	J4	J5	J6	J7	J8	J9	Ref	Scores of Panel
1	1A		1.10	0.00	0	0	0	0	0						1.10
2	LSp3		2.40	-0.24	-1	-1	-1	-1	-1						2.16
3	StSq1		1.80	0.00	0	0	0	0	0						1.80
4	2Fe<	<	1.08	-0.43	-4	-4	-4	-3	-4						0.65
5	2Lz<+2Lo<	<	3.34	x -0.78	-4	-4	-5	-5	-5						2.56
6	CCoSp2		2.50	0.00	0	0	0	0	1						2.50
			12.22												10.77
Program Components				Factor											
Skating Skills				1.00	3.75	3.25	3.50	3.75	3.75						3.67
Transitions				1.00	3.75	3.75	3.75	3.75	3.75						3.75
Performance				1.00	3.75	3.75	3.50	3.50	3.50						3.58
Composition				1.00	-	-	-	-	-						
Interpretation of the Music				1.00	3.50	3.50	3.75	3.75	3.75						3.67
Judges Total Program Component Score (factored)															14.67
Deductions															0.00

< Under-rotated jump x Credit for highlight distribution, base value multiplied by 1.1 e Wfong edge

Rank	Name	Nation	Starting Number	Total Segment Score	Total Element Score	Program Component Score (factored)	Total Deductions
22	София КОЛЕГОВА	CAM	19	25.24	13.07	12.17	0.00

#	Executed Elements	Info	Base Value	GOE	J1	J2	J3	J4	J5	J6	J7	J8	J9	Ref	Scores of Panel
1	1A		1.10	0.11	1	1	1	1	1						1.21
2	LSp1		1.50	0.00	0	0	0	0	0						1.50
3	StSq2		2.60	0.00	0	0	0	0	0						2.60
4	2Lo		1.70	0.00	0	0	0	0	0						1.70
5	2F+2T<	<	3.12	x -0.36	-2	-2	-2	-2	-2						2.76
6	CCoSp3		3.00	0.30	1	1	1	2	1						3.30
			13.02												13.07
Program Components				Factor											
Skating Skills				1.00	3.00	3.00	3.00	3.00	3.00						3.00
Transitions				1.00	3.00	3.00	3.50	3.50	3.00						3.17
Performance				1.00	3.00	3.00	3.50	3.00	3.00						3.00
Composition				1.00	-	-	-	-	-						
Interpretation of the Music				1.00	3.00	3.00	3.00	3.00	3.00						3.00
Judges Total Program Component Score (factored)															12.17
Deductions															0.00

< Under-rotated jump x Credit for highlight distribution, base value multiplied by 1.1

2 СПОРТИВНЫЙ РАЗРЯД ДЕВУШКИ SHORT PROGRAM

JUDGES DETAILS PER SKATER

Rank	Name	Nation	Starting Number	Total Segment Score	Total Element Score	Program Component Score (factored)	Total Deductions
23	Полина КАЧАЙКИНА	CAM	9	24.75	8.83	15.92	0.00

#	Executed Elements	Info	Base Value	GOE	J1	J2	J3	J4	J5	J6	J7	J8	J9	Ref	Scores of Panel
1	LSp1		1.50	0.00	0	0	0	0	0						1.50
2	1A		1.10	0.00	0	0	0	0	0						1.10
3	StSq1		1.80	0.00	0	0	0	0	0						1.80
4	2Lo<<+2Lo<<	<<	1.86	-0.50	-3	-3	-4	-4	-4						1.36
5	2F<<	<<	0.55	x -0.15	-3	-3	-3	-4	-3						0.40
6	CCoSp2		2.50	0.17	0	1	2	0	1						2.67
			9.31											8.83	
Program Components				Factor											
Skating Skills				1.00	3.75	3.75	4.00	4.00	4.00						3.92
Transitions				1.00	3.75	3.75	3.75	3.75	3.75						3.75
Performance				1.00	3.75	4.25	4.25	4.00	4.00						4.08
Composition				1.00	-	-	-	-	-						
Interpretation of the Music				1.00	4.00	4.25	4.25	3.75	4.25						4.17
Judges Total Program Component Score (factored)														15.92	
Deductions															0.00

< Under-rotated jump << Downgraded jump x Credit for highlight distribution, base value multiplied by 1.1

Rank	Name	Nation	Starting Number	Total Segment Score	Total Element Score	Program Component Score (factored)	Total Deductions
24	Вера КАЛИНИНА	CAM	27	23.77	8.36	15.41	0.00

#	Executed Elements	Info	Base Value	GOE	J1	J2	J3	J4	J5	J6	J7	J8	J9	Ref	Scores of Panel
1	1A		1.10	-0.37	-3	-3	-3	-4	-4						0.73
2	SSp1		1.30	0.00	0	0	0	0	0						1.30
3	2F<<	<<	0.50	-0.25	-5	-4	-5	-5	-5						0.25
4	2Lz+COMBO		2.31	x -1.05	-5	-5	-5	-5	-5						1.26
5	StSq1		1.80	-0.18	-1	-1	-1	-1	-1						1.62
6	CCoSp3		3.00	0.20	0	0	1	1	1						3.20
			10.01											8.36	
Program Components				Factor											
Skating Skills				1.00	4.00	4.00	4.00	3.75	4.00						4.00
Transitions				1.00	4.00	3.75	4.00	3.75	3.75						3.83
Performance				1.00	3.75	4.25	3.50	3.75	3.75						3.75
Composition				1.00	-	-	-	-	-						
Interpretation of the Music				1.00	4.00	4.25	3.75	3.75	3.50						3.83
Judges Total Program Component Score (factored)														15.41	
Deductions															0.00

<< Downgraded jump x Credit for highlight distribution, base value multiplied by 1.1

2 СПОРТИВНЫЙ РАЗРЯД ДЕВУШКИ SHORT PROGRAM

JUDGES DETAILS PER SKATER

Rank	Name	Nation	Starting Number	Total Segment Score	Total Element Score	Program Component Score (factored)	Total Deductions
25	Анастасия ШИШОВА	CAM	23	20.26	13.01	7.25	0.00

#	Executed Elements	Info	Base Value	GOE	J1	J2	J3	J4	J5	J6	J7	J8	J9	Ref	Scores of Panel
1	1A		1.10	0.11	1	1	1	1	1						1.21
2	CCoSp2		2.50	0.25	1	1	1	1	1						2.75
3	StSq2		2.60	0.26	1	1	1	1	1						2.86
4	2S+2Lo		3.00	0.00	0	0	0	0	0						3.00
5	SSp2		1.60	0.16	1	1	1	1	1						1.76
6	2T		1.43	x 0.00	0	0	0	0	0						1.43
			12.23											13.01	
Program Components			Factor												
Skating Skills			1.00		2.00	2.00	1.75	1.75	1.75					1.83	
Transitions			1.00		2.00	1.75	1.75	1.75	1.75					1.75	
Performance			1.00		1.75	1.75	1.75	1.75	1.75					1.75	
Composition			1.00		-	-	-	-	-						
Interpretation of the Music			1.00		2.00	2.00	2.00	1.75	1.75					1.92	
Judges Total Program Component Score (factored)														7.25	
Deductions															0.00

x Credit for highlight distribution, base value multiplied by 1.1

Rank	Name	Nation	Starting Number	Total Segment Score	Total Element Score	Program Component Score (factored)	Total Deductions
26	Александра УМРИХИНА	CAM	18	20.24	5.82	15.42	-1.00

#	Executed Elements	Info	Base Value	GOE	J1	J2	J3	J4	J5	J6	J7	J8	J9	Ref	Scores of Panel
1	2Lze<	<	1.26	-0.63	-5	-5	-5	-5	-5						0.63
2	2A<<	<<	1.10	-0.55	-5	-5	-5	-5	-5						0.55
3	LSp1		1.50	-0.15	0	-1	-1	-1	-1						1.35
4	2F<+2T<<	<<	2.02	x -0.53	-3	-3	-4	-4	-4						1.49
5	StSq1		1.80	0.00	0	0	0	0	0						1.80
6	CCoSp		0.00	0.00	-	-	-	-	-						0.00
			7.68											5.82	
Program Components			Factor												
Skating Skills			1.00		4.00	4.00	4.00	3.75	3.75					3.92	
Transitions			1.00		4.00	3.75	3.75	3.75	3.75					3.75	
Performance			1.00		4.00	4.00	3.75	3.75	3.75					3.83	
Composition			1.00		-	-	-	-	-						
Interpretation of the Music			1.00		4.25	4.25	3.75	3.75	3.75					3.92	
Judges Total Program Component Score (factored)														15.42	
Deductions															-1.00

< Under-rotated jump << Downgraded jump x Credit for highlight distribution, base value multiplied by 1.1 e Wrong edge

2 СПОРТИВНЫЙ РАЗРЯД ДЕВУШКИ SHORT PROGRAM

JUDGES DETAILS PER SKATER

Rank	Name	Nation	Starting Number	Total Segment Score	Total Element Score	Program Component Score (factored)	Total Deductions
27	Александра ЛЕСИК	CAM	21	20.15	13.15	7.00	0.00

#	Executed Elements	Info	Base Value	GOE	J1	J2	J3	J4	J5	J6	J7	J8	J9	Ref	Scores of Panel
1	1A		1.10	0.11	1	1	1	1	1						1.21
2	2F<	<	1.44	-0.14	-1	-1	-1	-1	-1						1.30
3	SSp2		1.60	0.32	2	2	2	2	2						1.92
4	2S+2T		2.86	x 0.00	0	0	0	0	0						2.86
5	StSq2		2.60	0.26	1	1	1	1	1						2.86
6	CCoSp2		2.50	0.50	2	2	2	2	2						3.00
			12.10												13.15
	Program Components			Factor											
	Skating Skills			1.00	1.75	1.75	1.75	1.75	1.75						1.75
	Transitions			1.00	1.75	1.75	1.75	1.75	1.75						1.75
	Performance			1.00	1.75	1.75	1.75	1.75	1.75						1.75
	Composition			1.00	-	-	-	-	-						
	Interpretation of the Music			1.00	1.75	1.75	1.75	1.75	1.75						1.75
	Judges Total Program Component Score (factored)														7.00
	Deductions														0.00

< Under-rotated jump x Credit for highlight distribution, base value multiplied by 1.1

printed: 09.11.2020 17:29:10

2 СПОРТИВНЫЙ РАЗРЯД ДЕВУШКИ

RESULT DETAILS FREE SKATING

Pl.	Name	Nation	Total Segment Score	Total Element Score	Tot. Prog. Comp. Score *	SS	TR	PE	CO	IN	Deduct.
			=	+	+						-
1	Варвара ТИБЕЙКО	ТОЛ	55.79	22.77	33.02	4.58	4.42	4.67	0.00	4.67	0.00
2	София КОРОТАЕВА	ТОЛ	52.79	19.63	33.16	4.50	4.50	4.75	0.00	4.67	0.00
3	Мария ПОТЕМКИНА	ТОЛ	52.13	20.63	31.50	4.50	4.25	4.33	0.00	4.42	0.00
4	Софья ЗОЛотоВА	ТОЛ	52.02	18.96	34.06	4.75	4.67	4.67	0.00	4.83	1.00
5	Елизавета БОРОДИНА	САМ	51.82	20.49	31.33	4.50	4.25	4.33	0.00	4.33	0.00
6	Софья ГУМЕНЮК	САМ	51.43	21.42	30.01	4.33	4.17	4.00	0.00	4.17	0.00
7	Виктория ШИЛЬЦИНА	ОТР	49.80	19.79	30.01	4.25	4.08	4.17	0.00	4.17	0.00
8	Александра ШТЫКИНА	САМ	49.09	18.42	31.67	4.42	4.25	4.50	0.00	4.42	1.00
9	Полина КАЧАЙКИНА	САМ	49.00	15.49	34.51	3.75	3.67	3.75	4.25	3.75	1.00
10	Арина РОЧЕВА	ТОЛ	48.57	18.21	31.36	4.25	4.25	4.42	0.00	4.50	1.00
11	Мария ШЕЛУДЯКОВА	ТОЛ	48.53	18.10	30.43	4.25	4.08	4.25	0.00	4.33	0.00
12	Елизавета ГОВОРОВА	ТОЛ	48.20	18.36	29.84	4.25	4.08	4.17	0.00	4.08	0.00
13	Анастасия ТИШИНА	ТОЛ	47.19	18.60	29.59	4.17	3.92	4.17	0.00	4.17	1.00
14	София ВАСИЛЬЕВА	ТОЛ	45.72	15.19	31.53	4.42	4.25	4.42	0.00	4.42	1.00
15	Елизавета СУХОВА	САМ	45.28	17.79	28.49	4.08	3.83	3.92	0.00	4.00	1.00
16	София КОЛЕГОВА	САМ	44.41	19.49	24.92	3.50	3.42	3.50	0.00	3.42	0.00
17	Вера КАЛИНИНА	САМ	43.88	16.18	29.70	4.25	4.17	4.00	0.00	4.08	2.00
18	Александра ВОЛКОВА	САМ	43.85	14.46	29.39	4.08	3.92	4.08	0.00	4.25	0.00
19	Полина ОТМАХОВА	САМ	42.78	13.77	30.01	4.25	4.00	4.17	0.00	4.25	1.00
20	Камила ХАНИЕВА	ТОЛ	42.14	16.18	25.96	3.75	3.50	3.50	0.00	3.67	0.00
21	София АФАНАСЬЕВА	САМ	42.08	15.60	27.48	3.75	3.67	3.92	0.00	3.92	1.00
22	Анастасия ВОЛКОВА	САМ	40.69	14.27	27.42	3.83	3.75	3.83	0.00	3.83	1.00
23	Милана КАЛЯЛИНА	ТОЛ	39.07	11.13	28.94	4.00	4.00	4.00	0.00	4.08	1.00
24	Александра ЛЕСИК	САМ	38.91	19.35	20.56	3.00	2.67	2.92	0.00	2.83	1.00
25	Анна ВИШНЕВА	ТОЛ	37.07	11.52	26.55	3.75	3.67	3.58	0.00	3.75	1.00
26	Александра УМРИХИНА	САМ	33.47	8.51	25.96	3.58	3.42	3.67	0.00	3.75	1.00
27	Анастасия ШИШОВА	САМ	32.63	19.13	13.50	2.00	1.75	1.75	0.00	2.00	0.00

SS = Skating Skills

TR = Transitions

PE = Performance

CO = Composition

IN = Interpretation of the Music

* = factored score

Printed: 10.11.2020 17:24:52

2 СПОРТИВНЫЙ РАЗРЯД ДЕВУШКИ FREE SKATING

JUDGES DETAILS PER SKATER

Rank	Name	Nation	Starting Number	Total Segment Score	Total Element Score	Program Score (factored)	Total Component Score (factored)	Total Deductions
1	Варвара ТИБЕЙКО	ТОЛ	27	55.79	22.77		33.02	0.00

#	Executed Elements	Info	Base Value	GOE	J1	J2	J3	J4	J5	J6	J7	J8	J9	Ref	Scores of Panel
1	1A		1.10	0.00	0	0	0	0	0						1.10
2	2Lz		2.10	-0.35	-2	-2	-2	-1	-1						1.75
3	FCSSp3		2.60	0.26	0	0	2	1	2						2.86
4	2Lo+2Lo		3.40	0.06	0	0	1	0	1						3.46
5	2F		1.80	0.18	0	1	1	1	1						1.98
6	2Lz+2T		3.74	x 0.14	0	0	1	1	1						3.88
7	2S		1.43	x -0.04	-1	-1	0	0	0						1.39
8	StSq2		2.60	0.35	0	0	2	2	2						2.95
9	CCoSp3		3.00	0.40	0	1	3	1	2						3.40
			21.77												22.77
	Program Components			Factor											
	Skating Skills			1.80	4.25	4.50	4.50	4.75	4.75						4.58
	Transitions			1.80	4.00	4.25	4.50	4.50	4.50						4.42
	Performance			1.80	4.25	4.50	4.75	4.75	4.75						4.67
	Composition			1.80	-	-	-	-	-						-
	Interpretation of the Music			1.80	4.25	4.50	4.75	4.75	5.00						4.67
	Judges Total Program Component Score (factored)														33.02

Deductions	0.00
-------------------	-------------

x Credit for highlight distribution, base value multiplied by 1.1

Rank	Name	Nation	Starting Number	Total Segment Score	Total Element Score	Program Score (factored)	Total Component Score (factored)	Total Deductions
2	София КОРТАЕВА	ТОЛ	25	52.79	19.63		33.16	0.00

#	Executed Elements	Info	Base Value	GOE	J1	J2	J3	J4	J5	J6	J7	J8	J9	Ref	Scores of Panel
1	2F+2T		3.10	0.00	0	0	0	0	0						3.10
2	2S		1.30	0.13	0	1	2	1	1						1.43
3	2Lz		2.10	0.00	0	0	0	0	0						2.10
4	FCSSp1V		1.43	-0.24	0	-1	-3	-2	-2						1.19
5	StSq1		1.80	0.30	0	1	2	2	2						2.10
6	2Lo+2Lo		3.74	x 0.11	0	0	1	1	1						3.85
7	1A		1.21	x 0.00	0	1	0	0	0						1.21
8	2F		1.98	x 0.00	0	0	0	1	0						1.98
9	CCoSp2		2.50	0.17	0	0	2	1	1						2.67
			19.16												19.63
	Program Components			Factor											
	Skating Skills			1.80	4.25	4.50	4.50	4.50	4.50						4.50
	Transitions			1.80	4.00	4.50	4.50	4.50	4.50						4.50
	Performance			1.80	4.50	4.75	4.75	4.75	4.75						4.75
	Composition			1.80	-	-	-	-	-						-
	Interpretation of the Music			1.80	4.50	4.75	4.75	4.50	4.75						4.67
	Judges Total Program Component Score (factored)														33.16

Deductions	0.00
-------------------	-------------

x Credit for highlight distribution, base value multiplied by 1.1

2 СПОРТИВНЫЙ РАЗРЯД ДЕВУШКИ FREE SKATING

JUDGES DETAILS PER SKATER

Rank	Name	Nation	Starting Number	Total Segment Score	Total Element Score	Program Score (factored)	Total Component Score (factored)	Total Deductions
3	Мария ПОТЕМКИНА	ТОЛ	16	52.13	20.63		31.50	0.00

#	Executed Elements	Info	Base Value	GOE	J1	J2	J3	J4	J5	J6	J7	J8	J9	Ref	Scores of Panel
1	2Lz+2T		3.40	0.14	0	1	1	0	1						3.54
2	1A+2T		2.40	0.00	0	0	1	0	0						2.40
3	2F		1.80	0.00	0	0	0	0	0						1.80
4	FSSp3		2.60	0.35	1	1	2	1	2						2.95
5	StSq2		2.60	0.00	0	0	1	0	0						2.60
6	2S		1.43	x 0.00	0	0	1	0	0						1.43
7	2Lz		2.31	x 0.00	0	0	0	0	0						2.31
8	2S		1.43	x 0.04	0	1	1	0	0						1.47
9	CCoSp2V	nS	1.88	0.25	0	1	2	1	2						2.13
			19.85											20.63	
Program Components				Factor											
Skating Skills				1.80	4.50	4.50	4.50	4.50	4.50					4.50	
Transitions				1.80	4.25	4.25	4.25	4.25	4.25					4.25	
Performance				1.80	4.25	4.25	4.50	4.25	4.50					4.33	
Composition				1.80	-	-	-	-	-					-	
Interpretation of the Music				1.80	4.25	4.75	4.50	4.25	4.50					4.42	
Judges Total Program Component Score (factored)														31.50	

Deductions	0.00
-------------------	-------------

x Credit for highlight distribution, base value multiplied by 1.1

Rank	Name	Nation	Starting Number	Total Segment Score	Total Element Score	Program Score (factored)	Total Component Score (factored)	Total Deductions
4	Софья ЗОЛотова	ТОЛ	26	52.02	18.96		34.06	-1.00

#	Executed Elements	Info	Base Value	GOE	J1	J2	J3	J4	J5	J6	J7	J8	J9	Ref	Scores of Panel
1	2A<<	<<	1.10	-0.55	-5	-5	-5	-5	-5						0.55
2	2Lz+2Lo		3.80	0.35	1	1	2	2	2						4.15
3	2S		1.30	0.09	0	0	1	1	1						1.39
4	2Lz		2.10	0.21	1	1	1	2	1						2.31
5	2F+2Lo		3.50	0.12	0	0	1	1	1						3.62
6	FSSp3		2.60	0.26	0	1	1	1	1						2.86
7	StSq1		1.80	0.30	1	1	3	2	2						2.10
8	2F		1.98	x 0.00	0	0	-1	0	0						1.98
9	CCoSp		0.00	0.00	-	-	-	-	-						0.00
			18.18											18.96	
Program Components				Factor											
Skating Skills				1.80	4.75	4.75	5.00	4.75	4.75					4.75	
Transitions				1.80	4.75	4.50	4.75	4.75	4.25					4.67	
Performance				1.80	4.50	4.50	5.25	4.75	4.75					4.67	
Composition				1.80	-	-	-	-	-					-	
Interpretation of the Music				1.80	4.75	4.75	5.25	4.75	5.00					4.83	
Judges Total Program Component Score (factored)														34.06	

Deductions	Falls: -1.00	-1.00
-------------------	--------------	--------------

<< Downgraded jump x Credit for highlight distribution, base value multiplied by 1.1

2 СПОРТИВНЫЙ РАЗРЯД ДЕВУШКИ FREE SKATING

JUDGES DETAILS PER SKATER

Rank	Name	Nation	Starting Number	Total Segment Score	Total Element Score	Program Component Score (factored)	Total Deductions
5	Елизавета БОРОДИНА	CAM	20	51.82	20.49	31.33	0.00

#	Executed Elements	Info	Base Value	GOE	J1	J2	J3	J4	J5	J6	J7	J8	J9	Ref	Scores of Panel
1	2Lz+2Lo		3.80	0.00	1	-1	0	0	0						3.80
2	2S		1.30	0.00	0	1	0	0	0						1.30
3	2Lo		1.70	-0.34	-1	-2	-2	-2	-2						1.36
4	FSSp2		2.30	0.00	1	0	0	0	0						2.30
5	2A<<	<<	1.10	-0.55	-5	-5	-5	-5	-5						0.55
6	2Lz+2T		3.74	x 0.00	1	0	0	0	0						3.74
7	2F		1.98	x 0.00	1	0	0	0	0						1.98
8	StSq1		1.80	0.06	1	0	1	0	0						1.86
9	CCoSp3		3.00	0.60	2	2	2	2	1						3.60
			20.72												20.49
Program Components			Factor												
Skating Skills			1.80			4.50	4.25	4.50	4.50	4.50					4.50
Transitions			1.80			4.50	4.25	4.25	4.25	4.25					4.25
Performance			1.80			4.50	4.50	4.25	4.25	4.25					4.33
Composition			1.80			-	-	-	-	-					-
Interpretation of the Music			1.80			4.50	4.50	4.25	4.25	4.25					4.33
Judges Total Program Component Score (factored)															31.33

Deductions	0.00
-------------------	-------------

<< Downgraded jump x Credit for highlight distribution, base value multiplied by 1.1

Rank	Name	Nation	Starting Number	Total Segment Score	Total Element Score	Program Component Score (factored)	Total Deductions
6	Софья ГУМЕНЮК	CAM	13	51.43	21.42	30.01	0.00

#	Executed Elements	Info	Base Value	GOE	J1	J2	J3	J4	J5	J6	J7	J8	J9	Ref	Scores of Panel
1	2Lo		1.70	0.06	0	1	1	0	0						1.76
2	FCSSp2		2.30	0.23	1	1	1	1	1						2.53
3	1A		1.10	0.00	0	1	0	0	0						1.10
4	2F		1.80	0.00	0	0	0	0	0						1.80
5	StSq2		2.60	0.00	0	0	0	0	0						2.60
6	2Lz		2.31	x -0.14	-2	-1	0	-1	0						2.17
7	2Lo+2T		3.30	x 0.00	0	0	0	0	0						3.30
8	2S+2T		2.86	x 0.00	0	0	1	0	0						2.86
9	CCoSp3		3.00	0.30	1	1	1	1	1						3.30
			20.97												21.42
Program Components			Factor												
Skating Skills			1.80			4.50	4.50	4.25	4.25	4.25					4.33
Transitions			1.80			4.25	4.25	4.25	4.00	4.00					4.17
Performance			1.80			4.00	4.00	4.00	4.00	4.25					4.00
Composition			1.80			-	-	-	-	-					-
Interpretation of the Music			1.80			4.00	4.25	4.25	4.00	4.25					4.17
Judges Total Program Component Score (factored)															30.01

Deductions	0.00
-------------------	-------------

x Credit for highlight distribution, base value multiplied by 1.1

2 СПОРТИВНЫЙ РАЗРЯД ДЕВУШКИ FREE SKATING

JUDGES DETAILS PER SKATER

Rank	Name	Nation	Starting Number	Total Segment Score	Total Element Score	Program Component Score (factored)	Total Deductions
7	Виктория ШИЛЬЦИНА	OTP	11	49.80	19.79	30.01	0.00

#	Executed Elements	Info	Base Value	GOE	J1	J2	J3	J4	J5	J6	J7	J8	J9	Ref	Scores of Panel
1	1A		1.10	0.15	1	1	2	1	2						1.25
2	2S		1.30	0.04	0	0	1	0	1						1.34
3	2F+2T		3.10	-0.06	0	-1	0	-1	0						3.04
4	FCSp2		2.30	0.00	0	0	0	0	1						2.30
5	StSq1		1.80	-0.12	0	0	-1	-1	-1						1.68
6	2Lz		2.31	x -0.07	-1	-1	0	0	0						2.24
7	2Lo+2Lo		3.74	x -0.28	-2	-2	-1	-2	-1						3.46
8	2F		1.98	x 0.06	0	0	1	0	1						2.04
9	CCoSp2		2.50	-0.06	-1	-1	1	0	-						2.44
			20.13												19.79
Program Components				Factor											
Skating Skills				1.80	4.00	4.25	4.50	4.00	4.50						4.25
Transitions				1.80	4.00	4.25	4.25	3.75	4.00						4.08
Performance				1.80	3.75	4.00	4.50	4.00	4.50						4.17
Composition				1.80	-	-	-	-	-						-
Interpretation of the Music				1.80	3.75	4.00	4.50	4.00	4.50						4.17
Judges Total Program Component Score (factored)															30.01

Deductions	0.00
-------------------	-------------

x Credit for highlight distribution, base value multiplied by 1.1

Rank	Name	Nation	Starting Number	Total Segment Score	Total Element Score	Program Component Score (factored)	Total Deductions
8	Александра ШТЫКИНА	CAM	24	49.09	18.42	31.67	-1.00

#	Executed Elements	Info	Base Value	GOE	J1	J2	J3	J4	J5	J6	J7	J8	J9	Ref	Scores of Panel
1	2F		1.80	0.12	0	0	1	1	1						1.92
2	2A<	<	2.64	-1.32	-5	-5	-5	-5	-5						1.32
3	CCoSp3		3.00	0.60	3	1	2	2	2						3.60
4	2Lz+2T		3.40	-0.56	0	-3	-2	-3	-4						2.84
5	2Lz		2.31	x 0.00	1	0	0	0	0						2.31
6	2Lo+SEQ+1A*	*	1.50	x -0.23	1	-1	-2	-1	-2						1.27
7	FSSp1		2.00	0.20	1	1	0	1	1						2.20
8	StSq1		1.80	0.12	1	0	2	1	0						1.92
9	2S		1.43	x -0.39	-2	-3	-3	-3	-3						1.04
			19.88												18.42
Program Components				Factor											
Skating Skills				1.80	4.50	4.25	4.50	4.50	4.25						4.42
Transitions				1.80	4.50	4.25	4.25	4.25	4.00						4.25
Performance				1.80	4.50	4.50	4.50	4.50	4.00						4.50
Composition				1.80	-	-	-	-	-						-
Interpretation of the Music				1.80	4.50	4.50	4.50	4.25	4.25						4.42
Judges Total Program Component Score (factored)															31.67

Deductions	Falls: -1.00	-1.00
-------------------	--------------	--------------

< Under-rotated jump * Invalid element x Credit for highlight distribution, base value multiplied by 1.1

2 СПОРТИВНЫЙ РАЗРЯД ДЕВУШКИ FREE SKATING

JUDGES DETAILS PER SKATER

Rank	Name	Nation	Starting Number	Total Segment Score	Total Element Score	Program Component Score (factored)	Total Deductions
9	Полина КАЧАЙКИНА	CAM	4	49.00	15.49	34.51	-1.00

#	Executed Elements	Info	Base Value	GOE	J1	J2	J3	J4	J5	J6	J7	J8	J9	Ref	Scores of Panel
1	2S+1A+SEQ		1.92	-0.26	-2	-2	-3	-2	-2						1.66
2	StSq1		1.80	0.00	0	0	1	0	0						1.80
3	2Lo<+2T<<	<<	1.76	-0.45	-4	-4	-3	-3	-3						1.31
4	2Lo		1.70	0.00	0	0	0	0	0						1.70
5	CCoSp2		2.50	0.17	0	1	0	1	1						2.67
6	1A		1.21	x 0.07	1	1	1	0	0						1.28
7	FSSp3		2.60	0.17	0	0	1	1	1						2.77
8	2Lz<	<	1.85	x -0.84	-5	-5	-5	-5	-5						1.01
9	2F<	<	1.58	x -0.29	-3	-2	-2	-2	-2						1.29
			16.92												15.49
Program Components				Factor											
Skating Skills				1.80	4.00	4.00	3.75	3.50	3.50						3.75
Transitions				1.80	4.00	4.00	3.50	3.50	3.25						3.67
Performance				1.80	3.75	4.25	3.75	3.75	3.50						3.75
Composition				1.80	-	4.25	-	-	-						4.25
Interpretation of the Music				1.80	3.75	4.00	3.75	3.75	3.50						3.75
Judges Total Program Component Score (factored)															34.51

Deductions	Falls: -1.00	-1.00
-------------------	--------------	--------------

< Under-rotated jump << Downgraded jump x Credit for highlight distribution, base value multiplied by 1.1

Rank	Name	Nation	Starting Number	Total Segment Score	Total Element Score	Program Component Score (factored)	Total Deductions
10	Арина РОЧЕВА	ТОЛ	23	48.57	18.21	31.36	-1.00

#	Executed Elements	Info	Base Value	GOE	J1	J2	J3	J4	J5	J6	J7	J8	J9	Ref	Scores of Panel
1	2Lz		2.10	-1.05	-5	-5	-5	-5	-5						1.05
2	2S+2T<	<	2.34	-0.26	-2	-1	-2	-2	-2						2.08
3	2F<	<	1.44	-0.29	-2	-2	-2	-2	-2						1.15
4	FCSSp2		2.30	0.23	1	1	1	1	1						2.53
5	StSq1		1.80	0.00	0	0	0	0	1						1.80
6	2Lo+2T	x	3.30	-0.17	-1	-1	-1	-1	-1						3.13
7	1A	x	1.21	0.00	0	0	0	0	0						1.21
8	2Lo	x	1.87	-0.11	0	0	-1	-1	-1						1.76
9	CCoSp3		3.00	0.50	0	1	2	2	2						3.50
			19.36												18.21
Program Components				Factor											
Skating Skills				1.80	4.00	4.50	4.25	4.25	4.25						4.25
Transitions				1.80	4.00	4.25	4.25	4.25	4.25						4.25
Performance				1.80	4.25	4.25	4.50	4.50	4.50						4.42
Composition				1.80	-	-	-	-	-						-
Interpretation of the Music				1.80	4.25	4.50	4.50	4.50	4.50						4.50
Judges Total Program Component Score (factored)															31.36

Deductions	Falls: -1.00	-1.00
-------------------	--------------	--------------

< Under-rotated jump x Credit for highlight distribution, base value multiplied by 1.1

2 СПОРТИВНЫЙ РАЗРЯД ДЕВУШКИ FREE SKATING

JUDGES DETAILS PER SKATER

Rank	Name	Nation	Starting Number	Total Segment Score	Total Element Score	Program Component Score (factored)	Total Deductions
11	Мария ШЕЛУДЯКОВА	ТОЛ	15	48.53	18.10	30.43	0.00

#	Executed Elements	Info	Base Value	GOE	J1	J2	J3	J4	J5	J6	J7	J8	J9	Ref	Scores of Panel
1	1A		1.10	0.07	0	1	1	1	0						1.17
2	2Lz<	<	1.68	-0.34	-3	-2	-2	-2	-2						1.34
3	2F<	<	1.44	-0.34	-2	-3	-2	-3	-2						1.10
4	2Lo+2Lo		3.40	-0.23	-2	-2	-1	-1	-1						3.17
5	FSSp2		2.30	0.15	0	0	2	1	1						2.45
6	2Lz<	<	1.68	-0.34	-2	-2	-2	-2	-2						1.34
7	2S+2T		2.86	x -0.13	-1	-1	-1	-1	-1						2.73
8	StSqB		1.50	0.00	0	0	1	0	0						1.50
9	CCoSp3		3.00	0.30	0	0	2	1	2						3.30
			18.96												18.10
Program Components			Factor												
Skating Skills			1.80		4.25	4.25	4.25	4.25	4.25						4.25
Transitions			1.80		4.00	4.00	4.25	4.00	4.25						4.08
Performance			1.80		4.25	4.25	4.50	4.25	4.25						4.25
Composition			1.80		-	-	-	-	-						-
Interpretation of the Music			1.80		4.25	4.50	4.25	4.25	4.50						4.33
Judges Total Program Component Score (factored)															30.43

Deductions	0.00
-------------------	-------------

< Under-rotated jump x Credit for highlight distribution, base value multiplied by 1.1

Rank	Name	Nation	Starting Number	Total Segment Score	Total Element Score	Program Component Score (factored)	Total Deductions
12	Елизавета ГОВОРОВА	ТОЛ	12	48.20	18.36	29.84	0.00

#	Executed Elements	Info	Base Value	GOE	J1	J2	J3	J4	J5	J6	J7	J8	J9	Ref	Scores of Panel
1	2S+2T		2.60	-0.04	-1	-1	0	0	0						2.56
2	2Lo+2Lo<	<	3.06	-0.23	-2	-2	-1	-1	-1						2.83
3	FCSSp3		2.60	0.09	0	0	1	0	1						2.69
4	2F <	<	1.44	-0.24	-2	-2	-1	-1	-3						1.20
5	2F <	<	1.58	x -0.29	-3	-2	0	-1	-3						1.29
6	StSq1		1.80	0.00	0	0	1	0	0						1.80
7	1A		1.21	x 0.11	0	1	1	1	1						1.32
8	2Lz<	<	1.85	x -0.28	-2	0	-1	-2	-2						1.57
9	CCoSp3		3.00	0.10	0	0	2	0	1						3.10
			19.14												18.36
Program Components			Factor												
Skating Skills			1.80		4.25	4.25	4.25	4.25	4.25						4.25
Transitions			1.80		4.00	4.25	4.25	4.00	4.00						4.08
Performance			1.80		4.00	4.00	4.50	4.25	4.25						4.17
Composition			1.80		-	-	-	-	-						-
Interpretation of the Music			1.80		4.00	4.00	4.50	4.00	4.25						4.08
Judges Total Program Component Score (factored)															29.84

Deductions	0.00
-------------------	-------------

< Under-rotated jump x Credit for highlight distribution, base value multiplied by 1.1 ! Not clear edge

2 СПОРТИВНЫЙ РАЗРЯД ДЕВУШКИ FREE SKATING

JUDGES DETAILS PER SKATER

Rank	Name	Nation	Starting Number	Total Segment Score	Total Element Score	Program Component Score (factored)	Total Deductions
13	Анастасия ТИШИНА	ТОЛ	19	47.19	18.60	29.59	-1.00

#	Executed Elements	Info	Base Value	GOE	J1	J2	J3	J4	J5	J6	J7	J8	J9	Ref	Scores of Panel
1	2Lz+2T<<	<<	2.50	-0.63	-3	-3	-2	-3	-3						1.87
2	2F		1.80	-0.42	-2	-2	-2	-3	-3						1.38
3	FCSSp3		2.60	0.09	0	0	0	1	1						2.69
4	StSq2		2.60	0.26	0	1	2	1	1						2.86
5	2Lz		2.10	0.07	1	1	0	0	0						2.17
6	2F+2T<	<	3.12	x -0.90	-5	-5	-5	-5	-5						2.22
7	2Lo<	<	1.50	x -0.50	-3	-3	-4	-4	-4						1.00
8	CCoSp3		3.00	0.20	0	0	1	1	1						3.20
9	1A		1.21	x 0.00	0	0	1	0	0						1.21
			20.43												18.60
Program Components			Factor												
Skating Skills			1.80			4.25	4.25	4.00	4.00	4.25					4.17
Transitions			1.80			4.25	4.25	3.75	3.75	3.75					3.92
Performance			1.80			4.50	4.50	4.00	4.00	4.00					4.17
Composition			1.80			-	-	-	-	-					-
Interpretation of the Music			1.80			4.25	4.50	4.00	4.00	4.25					4.17
Judges Total Program Component Score (factored)														29.59	

Deductions	Falls: -1.00	-1.00
-------------------	--------------	--------------

< Under-rotated jump << Downgraded jump x Credit for highlight distribution, base value multiplied by 1.1

Rank	Name	Nation	Starting Number	Total Segment Score	Total Element Score	Program Component Score (factored)	Total Deductions
14	София ВАСИЛЬЕВА	ТОЛ	18	45.72	15.19	31.53	-1.00

#	Executed Elements	Info	Base Value	GOE	J1	J2	J3	J4	J5	J6	J7	J8	J9	Ref	Scores of Panel
1	2Lo+2Lo		3.40	-0.06	-1	-1	1	0	0						3.34
2	2Lz<	<	1.68	-0.34	-2	-2	-2	-2	-2						1.34
3	FCSSp3		2.60	0.26	1	1	2	1	1						2.86
4	2Lz<	<	1.68	-0.34	-2	-2	-2	-2	-2						1.34
5	2F<	<	1.44	-0.29	-2	-2	-1	-2	-2						1.15
6	1A		1.21	x 0.04	0	1	1	0	0						1.25
7	2S+2T<	<	2.57	x -0.26	-2	-2	-1	-2	-2						2.31
8	StSqB		1.50	0.10	0	0	2	1	1						1.60
9	LSpB*		0.00	0.00	-	-	-	-	-						0.00
10	CCoSp3*		0.00	0.00	-	-	-	-	-						0.00
			16.08												15.19
Program Components			Factor												
Skating Skills			1.80			4.25	4.25	4.50	4.50	4.50					4.42
Transitions			1.80			4.25	4.25	4.25	4.25	4.25					4.25
Performance			1.80			4.50	4.50	4.50	4.25	4.25					4.42
Composition			1.80			-	-	-	-	-					-
Interpretation of the Music			1.80			4.25	4.50	4.50	4.25	4.50					4.42
Judges Total Program Component Score (factored)														31.53	

Deductions	Falls: -1.00	-1.00
-------------------	--------------	--------------

< Under-rotated jump * Invalid element x Credit for highlight distribution, base value multiplied by 1.1

2 СПОРТИВНЫЙ РАЗРЯД ДЕВУШКИ FREE SKATING

JUDGES DETAILS PER SKATER

Rank	Name	Nation	Starting Number	Total Segment Score	Total Element Score	Program Component Score (factored)	Total Deductions
15	Елизавета СУХОВА	CAM	21	45.28	17.79	28.49	-1.00

#	Executed Elements	Info	Base Value	GOE	J1	J2	J3	J4	J5	J6	J7	J8	J9	Ref	Scores of Panel
1	1A		1.10	0.00	0	1	0	0	0						1.10
2	2Lo+2Lo		3.40	0.00	0	1	0	0	0						3.40
3	2F		1.80	0.00	0	0	0	0	0						1.80
4	FCSSp3		2.60	0.00	0	0	0	1	0						2.60
5	2S		1.30	0.13	0	1	1	1	1						1.43
6	2F+2T		3.41	x -0.90	-5	-5	-5	-5	-5						2.51
7	CCoSp2V	nS	1.88	0.19	1	1	1	1	0						2.07
8	StSqB		1.50	-0.05	0	0	-1	0	-1						1.45
9	2S		1.43	x 0.00	0	0	0	0	0						1.43
			18.42												17.79
Program Components			Factor												
Skating Skills			1.80		4.25	4.50	4.00	4.00	4.00					4.08	
Transitions			1.80		4.00	4.00	3.50	3.75	3.75					3.83	
Performance			1.80		4.25	4.00	3.75	3.75	4.00					3.92	
Composition			1.80		-	-	-	-	-					-	
Interpretation of the Music			1.80		4.00	4.50	3.75	4.00	4.00					4.00	
Judges Total Program Component Score (factored)												28.49			

Deductions	Falls: -1.00	-1.00
-------------------	--------------	--------------

x Credit for highlight distribution, base value multiplied by 1.1

Rank	Name	Nation	Starting Number	Total Segment Score	Total Element Score	Program Component Score (factored)	Total Deductions
16	София КОЛЕГОВА	CAM	7	44.41	19.49	24.92	0.00

#	Executed Elements	Info	Base Value	GOE	J1	J2	J3	J4	J5	J6	J7	J8	J9	Ref	Scores of Panel
1	FSSp1		2.00	0.00	0	0	0	0	0						2.00
2	2Lo		1.70	0.00	0	0	1	0	0						1.70
3	2F+2T		3.10	-0.18	-1	-1	-1	-1	-1						2.92
4	1A		1.10	0.00	0	0	0	0	0						1.10
5	StSq1		1.80	0.00	0	0	0	0	0						1.80
6	2Lo		1.87	x 0.00	0	-1	0	0	0						1.87
7	2S		1.43	x 0.00	0	0	0	0	0						1.43
8	2Lz+2T		3.74	x -0.07	-1	0	0	0	-1						3.67
9	CCoSp3		3.00	0.00	0	1	0	0	0						3.00
			19.74												19.49
Program Components			Factor												
Skating Skills			1.80		3.75	3.75	3.50	3.00	3.25					3.50	
Transitions			1.80		3.75	3.50	3.50	3.00	3.25					3.42	
Performance			1.80		3.75	4.00	3.25	3.00	3.50					3.50	
Composition			1.80		-	-	-	-	-					-	
Interpretation of the Music			1.80		3.75	4.00	3.25	3.00	3.25					3.42	
Judges Total Program Component Score (factored)												24.92			

Deductions		0.00
-------------------	--	-------------

x Credit for highlight distribution, base value multiplied by 1.1

2 СПОРТИВНЫЙ РАЗРЯД ДЕВУШКИ FREE SKATING

JUDGES DETAILS PER SKATER

Rank	Name	Nation	Starting Number	Total Segment Score	Total Element Score	Program Score (factored)	Total Component Score (factored)	Total Deductions
17	Вера КАЛИНИНА	CAM	5	43.88	16.18		29.70	-2.00

#	Executed Elements	Info	Base Value	GOE	J1	J2	J3	J4	J5	J6	J7	J8	J9	Ref	Scores of Panel	
1	2Lz		2.10	0.00	0	1	0	0	0						2.10	
2	2A<	<	2.64	-1.32	-5	-5	-5	-5	-5						1.32	
3	StSq1		1.80	0.12	0	0	1	1	1						1.92	
4	2Lo		1.70	0.00	0	-1	0	1	0						1.70	
5	2F!	!	1.98	x -0.30	-3	-2	-2	-1	-1						1.68	
6	FSSp2		2.30	0.08	0	1	1	0	0						2.38	
7	2F!+2T<<	<<	2.42	x -0.90	-5	-5	-5	-5	-5						1.52	
8	2Lz<<	<<	0.66	x -0.30	-5	-5	-5	-5	-5						0.36	
9	CCoSp3		3.00	0.20	1	1	0	2	0						3.20	
			18.60												16.18	
Program Components			Factor													
Skating Skills			1.80		4.25	4.25	4.25	4.25	4.25						4.25	
Transitions			1.80		4.25	4.25	4.25	4.00	4.00						4.17	
Performance			1.80		3.75	4.50	3.75	4.25	4.00						4.00	
Composition			1.80		-	-	-	-	-						-	
Interpretation of the Music			1.80		4.00	4.50	4.00	4.00	4.25						4.08	
Judges Total Program Component Score (factored)																29.70

Deductions	Falls: -2.00	-2.00
-------------------	--------------	--------------

< Under-rotated jump << Downgraded jump x Credit for highlight distribution, base value multiplied by 1.1 ! Not clear edge

Rank	Name	Nation	Starting Number	Total Segment Score	Total Element Score	Program Score (factored)	Total Component Score (factored)	Total Deductions
18	Александра ВОЛКОВА	CAM	17	43.85	14.46		29.39	0.00

#	Executed Elements	Info	Base Value	GOE	J1	J2	J3	J4	J5	J6	J7	J8	J9	Ref	Scores of Panel	
1	2S+2Lo<	<	2.66	-0.27	-2	-2	-2	0	-2						2.39	
2	CCoSp3V	nU	2.25	0.30	1	1	2	2	1						2.55	
3	StSqB		1.50	0.00	0	0	1	0	0						1.50	
4	2S		1.30	0.13	0	0	2	2	1						1.43	
5	1A		1.10	0.00	0	0	0	1	0						1.10	
6	2F<<	<<	0.55	x -0.10	-3	-2	-2	-1	-2						0.45	
7	FSSp3		2.60	0.09	0	0	1	1	0						2.69	
8	2Lo		1.87	x 0.00	0	0	0	0	0						1.87	
9	2Lz<<	<<	0.66	x -0.18	-4	-4	-2	-1	-3						0.48	
			14.49												14.46	
Program Components			Factor													
Skating Skills			1.80		4.00	4.25	4.00	4.25	4.00						4.08	
Transitions			1.80		4.00	4.00	3.50	4.00	3.75						3.92	
Performance			1.80		4.00	4.25	3.75	4.25	4.00						4.08	
Composition			1.80		-	-	-	-	-						-	
Interpretation of the Music			1.80		4.25	4.25	3.75	4.25	4.25						4.25	
Judges Total Program Component Score (factored)																29.39

Deductions		0.00
-------------------	--	-------------

< Under-rotated jump << Downgraded jump x Credit for highlight distribution, base value multiplied by 1.1

2 СПОРТИВНЫЙ РАЗРЯД ДЕВУШКИ FREE SKATING

JUDGES DETAILS PER SKATER

Rank	Name	Nation	Starting Number	Total Segment Score	Total Element Score	Program Component Score (factored)	Total Deductions
19	Полина ОТМАХОВА	CAM	22	42.78	13.77	30.01	-1.00

#	Executed Elements	Info	Base Value	GOE	J1	J2	J3	J4	J5	J6	J7	J8	J9	Ref	Scores of Panel
1	CoSp2*	*	0.00	0.00	-	-	-	-	-						0.00
2	2Lo		1.70	0.00	0	0	0	0	1						1.70
3	2F		1.80	-0.12	1	0	-1	-1	-1						1.68
4	2Lo+1A+SEQ		2.24	-0.28	0	-2	-1	-2	-2						1.96
5	StSq1		1.80	-0.90	-5	-5	-5	-5	-4						0.90
6	2T		1.43	x -0.22	0	-1	-2	-2	-2						1.21
7	2F+2T<	<	3.12	x -0.48	0	-2	-3	-3	-3						2.64
8	2S		1.43	x -0.35	0	-2	-3	-3	-3						1.08
9	FSSp3		2.60	0.00	2	0	0	0	0						2.60
			16.12											13.77	
Program Components			Factor												
Skating Skills			1.80		4.50	4.00	4.25	4.25	4.25					4.25	
Transitions			1.80		4.25	4.00	4.00	4.00	4.00					4.00	
Performance			1.80		4.50	4.50	0.25	4.00	4.00					4.17	
Composition			1.80		-	-	-	-	-					-	
Interpretation of the Music			1.80		4.50	4.50	4.25	4.00	4.00					4.25	
Judges Total Program Component Score (factored)															30.01

Deductions	Falls: -1.00	-1.00
-------------------	--------------	--------------

< Under-rotated jump * Invalid element x Credit for highlight distribution, base value multiplied by 1.1

Rank	Name	Nation	Starting Number	Total Segment Score	Total Element Score	Program Component Score (factored)	Total Deductions
20	Камила ХАНИЕВА	ТОЛ	8	42.14	16.18	25.96	0.00

#	Executed Elements	Info	Base Value	GOE	J1	J2	J3	J4	J5	J6	J7	J8	J9	Ref	Scores of Panel
1	2Lz<	<	1.68	-0.23	-1	-1	-1	-2	-2						1.45
2	2Lo+2Lo<	<	3.06	-0.51	-3	-3	-3	-3	-3						2.55
3	FCSSp2		2.30	0.00	0	0	0	0	0						2.30
4	StSq1		1.80	0.00	0	0	1	0	0						1.80
5	2S		1.30	-0.17	0	-1	-2	-2	-1						1.13
6	2Fe+1T	e	2.02	x -0.58	-4	-4	-4	-3	-4						1.44
7	2S		1.43	x -0.26	-2	-2	-2	-2	-2						1.17
8	1A		1.21	x -0.07	0	0	-1	-1	-1						1.14
9	CCoSp3		3.00	0.20	0	1	1	0	1						3.20
			17.80											16.18	
Program Components			Factor												
Skating Skills			1.80		3.75	3.75	3.75	3.50	3.75					3.75	
Transitions			1.80		3.75	3.50	3.50	3.50	3.50					3.50	
Performance			1.80		3.75	4.00	3.25	3.50	3.25					3.50	
Composition			1.80		-	-	-	-	-					-	
Interpretation of the Music			1.80		4.00	4.00	3.50	3.50	3.50					3.67	
Judges Total Program Component Score (factored)															25.96

Deductions		0.00
-------------------	--	-------------

< Under-rotated jump x Credit for highlight distribution, base value multiplied by 1.1 e Wrong edge

2 СПОРТИВНЫЙ РАЗРЯД ДЕВУШКИ FREE SKATING

JUDGES DETAILS PER SKATER

Rank	Name	Nation	Starting Number	Total Segment Score	Total Element Score	Program Component Score (factored)	Total Deductions
21	София АФАНАСЬЕВА	CAM	9	42.08	15.60	27.48	-1.00

#	Executed Elements	Info	Base Value	GOE	J1	J2	J3	J4	J5	J6	J7	J8	J9	Ref	Scores of Panel
1	2Lz+SEQ+2T*		1.68	-1.05	-5	-5	-5	-5	-5						0.63
2	2S		1.30	0.00	0	0	0	0	0						1.30
3	2F		1.80	-0.18	0	-1	-1	-1	-1						1.62
4	StSqB		1.50	0.00	0	0	1	0	0						1.50
5	1A		1.21	x 0.00	1	0	0	0	0						1.21
6	2Lo+1A+SEQ		2.46	x 0.00	0	0	-1	0	0						2.46
7	FSSp1		2.00	0.20	1	0	1	1	1						2.20
8	2F		1.98	x -0.30	0	-1	-2	-2	-2						1.68
9	CCoSp3		3.00	0.00	0	-1	0	0	0						3.00
			16.93											15.60	
Program Components			Factor												
Skating Skills			1.80		4.25	3.75	3.75	3.75	3.75					3.75	
Transitions			1.80		4.00	3.75	3.50	3.50	3.75					3.67	
Performance			1.80		4.25	4.25	3.75	3.75	3.75					3.92	
Composition			1.80		-	-	-	-	-					-	
Interpretation of the Music			1.80		4.25	4.25	3.75	3.75	3.75					3.92	
Judges Total Program Component Score (factored)															27.48

Deductions	Falls: -1.00	-1.00
-------------------	--------------	--------------

* Invalid element x Credit for highlight distribution, base value multiplied by 1.1

Rank	Name	Nation	Starting Number	Total Segment Score	Total Element Score	Program Component Score (factored)	Total Deductions
22	Анастасия ВОЛКОВА	CAM	10	40.69	14.27	27.42	-1.00

#	Executed Elements	Info	Base Value	GOE	J1	J2	J3	J4	J5	J6	J7	J8	J9	Ref	Scores of Panel
1	1A		1.10	0.11	0	1	1	2	1						1.21
2	FSSp3		2.60	0.26	0	0	2	2	1						2.86
3	2S		1.30	0.04	0	0	1	1	0						1.34
4	2Lo		1.70	-0.06	-1	0	-1	0	0						1.64
5	2F<	<	1.44	-0.72	-5	-5	-5	-5	-5						0.72
6	CCoSp2V	nU	1.88	-0.06	0	0	-1	1	-1						1.82
7	StSqB		1.50	0.00	0	0	0	0	0						1.50
8	2S+2Lo<	<	2.93	x -0.23	-2	-2	0	-1	-2						2.70
9	2Lz<<	<<	0.66	x -0.18	-4	-3	-3	-2	-3						0.48
			15.11											14.27	
Program Components			Factor												
Skating Skills			1.80		3.75	4.25	3.75	4.00	3.75					3.83	
Transitions			1.80		3.75	4.00	3.50	3.75	3.75					3.75	
Performance			1.80		4.00	3.75	3.75	4.00	3.75					3.83	
Composition			1.80		-	-	-	-	-					-	
Interpretation of the Music			1.80		3.75	3.75	3.75	4.00	4.00					3.83	
Judges Total Program Component Score (factored)															27.42

Deductions	Falls: -1.00	-1.00
-------------------	--------------	--------------

< Under-rotated jump << Downgraded jump x Credit for highlight distribution, base value multiplied by 1.1

2 СПОРТИВНЫЙ РАЗРЯД ДЕВУШКИ FREE SKATING

JUDGES DETAILS PER SKATER

Rank	Name	Nation	Starting Number	Total Segment Score	Total Element Score	Program Score (factored)	Total Component Score (factored)	Total Deductions
23	Милана КАЛЯЛИНА	ТОЛ	6	39.07	11.13		28.94	-1.00

#	Executed Elements	Info	Base Value	GOE	J1	J2	J3	J4	J5	J6	J7	J8	J9	Ref	Scores of Panel
1	2S+2T<<	<<	1.70	-0.39	-3	-3	-2	-3	-3						1.31
2	FCSSp1V		1.43	0.24	0	1	2	2	2						1.67
3	1A		1.10	0.04	1	0	1	0	0						1.14
4	StSqB		1.50	0.00	0	0	0	0	0						1.50
5	2F<<	<<	0.50	-0.25	-5	-5	-5	-5	-5						0.25
6	2Lo<+2T<<	<<	1.94	x -0.41	-3	-3	-3	-3	-3						1.53
7	2S		1.43	x -0.13	-1	-1	-1	-2	-1						1.30
8	2Lo<<	<<	0.55	x -0.13	-3	-2	-2	-3	-3						0.42
9	CCoSp2V	nS	1.88	0.13	0	0	2	1	1						2.01
			12.03											11.13	
Program Components			Factor												
Skating Skills			1.80		4.00	4.00	4.00	4.00	4.25						4.00
Transitions			1.80		4.00	4.00	4.00	3.75	4.00						4.00
Performance			1.80		4.00	4.25	3.75	4.00	4.00						4.00
Composition			1.80		-	-	-	-	-						-
Interpretation of the Music			1.80		4.25	4.50	4.00	4.00	4.00						4.08
Judges Total Program Component Score (factored)															28.94

Deductions	Falls: -1.00	-1.00
-------------------	--------------	--------------

< Under-rotated jump << Downgraded jump x Credit for highlight distribution, base value multiplied by 1.1

Rank	Name	Nation	Starting Number	Total Segment Score	Total Element Score	Program Score (factored)	Total Component Score (factored)	Total Deductions
24	Александра ЛЕСИК	CAM	1	38.91	19.35		20.56	-1.00

#	Executed Elements	Info	Base Value	GOE	J1	J2	J3	J4	J5	J6	J7	J8	J9	Ref	Scores of Panel
1	2F+2T		3.10	-0.06	-1	-1	0	0	0						3.04
2	FSSp2		2.30	-0.23	-1	-1	-1	-1	-1						2.07
3	1A		1.10	0.00	0	0	0	0	-1						1.10
4	StSq1		1.80	-0.18	-1	-1	0	-1	-1						1.62
5	2Lz		2.10	-0.28	0	0	-2	-2	-2						1.82
6	2S+2T		2.86	x 0.00	0	0	0	0	0						2.86
7	1A+2T		2.64	x 0.00	0	0	0	0	0						2.64
8	CCoSp2		2.50	0.00	0	0	0	0	0						2.50
9	2Lo		1.87	x -0.17	-2	-1	-1	-1	-1						1.70
			20.27											19.35	
Program Components			Factor												
Skating Skills			1.80		3.00	3.00	3.00	3.00	3.00						3.00
Transitions			1.80		3.00	3.00	2.50	2.50	2.50						2.67
Performance			1.80		3.00	3.25	2.75	2.75	3.00						2.92
Composition			1.80		-	-	-	-	-						-
Interpretation of the Music			1.80		3.00	3.00	2.75	2.75	2.50						2.83
Judges Total Program Component Score (factored)															20.56

Deductions	Falls: -1.00	-1.00
-------------------	--------------	--------------

x Credit for highlight distribution, base value multiplied by 1.1

2 СПОРТИВНЫЙ РАЗРЯД ДЕВУШКИ FREE SKATING

JUDGES DETAILS PER SKATER

Rank	Name	Nation	Starting Number	Total Segment Score	Total Element Score	Program Component Score (factored)	Total Deductions
25	Анна ВИШНЕВА	ТОЛ	14	37.07	11.52	26.55	-1.00

#	Executed Elements	Info	Base Value	GOE	J1	J2	J3	J4	J5	J6	J7	J8	J9	Ref	Scores of Panel	
1	1A		1.10	0.00	-1	0	0	0	0						1.10	
2	2F<<	<<	0.50	-0.20	-5	-4	-4	-4	-4						0.30	
3	FCSSp1V		1.43	-0.05	0	-1	-1	0	0						1.38	
4	2Lo<	<	1.36	-0.27	-2	-2	-2	-2	-2						1.09	
5	2Lz<<	<<	0.60	-0.30	-5	-5	-5	-5	-5						0.30	
6	2F<<+2T<<	<<	0.99	x -0.20	-5	-4	-4	-4	-4						0.79	
7	StSq1		1.80	0.00	0	0	0	0	0						1.80	
8	2S<+1A+SEQ	<	1.88	x -0.22	-2	-2	-2	-2	-2						1.66	
9	CCoSp3		3.00	0.10	0	0	2	0	1						3.10	
			12.66												11.52	
Program Components				Factor												
Skating Skills				1.80	3.75	3.75	3.75	3.75	3.75							3.75
Transitions				1.80	3.75	3.75	3.75	3.50	3.50							3.67
Performance				1.80	3.75	4.00	3.50	3.50	3.50							3.58
Composition				1.80	-	-	-	-	-							-
Interpretation of the Music				1.80	3.75	4.25	3.75	3.50	3.75							3.75
Judges Total Program Component Score (factored)															26.55	

Deductions	Falls: -1.00	-1.00
-------------------	--------------	--------------

< Under-rotated jump << Downgraded jump x Credit for highlight distribution, base value multiplied by 1.1

Rank	Name	Nation	Starting Number	Total Segment Score	Total Element Score	Program Component Score (factored)	Total Deductions
26	Александра УМРИХИНА	CAM	2	33.47	8.51	25.96	-1.00

#	Executed Elements	Info	Base Value	GOE	J1	J2	J3	J4	J5	J6	J7	J8	J9	Ref	Scores of Panel	
1	FSSp		0.00	0.00	-	-	-	-	-						0.00	
2	2A<<	<<	1.10	-0.44	-4	-4	-4	-4	-4						0.66	
3	2F<<+2T<<	<<	1.84	-0.48	-3	-4	-3	-3	-4						1.36	
4	2Lo		1.70	-0.85	-5	-5	-5	-5	-5						0.85	
5	StSqB		1.50	-0.05	-1	-1	1	0	0						1.45	
6	2S		1.43	x -0.26	0	-2	-2	-2	-2						1.17	
7	2Lz<+2T<<	<<	2.29	x -0.56	-3	-4	-3	-3	-4						1.73	
8	2F<	<	1.58	x -0.29	-1	-2	-2	-2	-2						1.29	
9	CSpB*		0.00	0.00	-	-	-	-	-						0.00	
			11.44												8.51	
Program Components				Factor												
Skating Skills				1.80	4.00	3.75	3.50	3.50	3.25							3.58
Transitions				1.80	4.00	3.75	3.25	3.25	3.00							3.42
Performance				1.80	4.00	4.00	3.50	3.50	3.25							3.67
Composition				1.80	-	-	-	-	-							-
Interpretation of the Music				1.80	4.25	4.00	3.75	3.50	3.25							3.75
Judges Total Program Component Score (factored)															25.96	

Deductions	Falls: -1.00	-1.00
-------------------	--------------	--------------

< Under-rotated jump << Downgraded jump * Invalid element x Credit for highlight distribution, base value multiplied by 1.1

2 СПОРТИВНЫЙ РАЗРЯД ДЕВУШКИ FREE SKATING

JUDGES DETAILS PER SKATER

Rank	Name	Nation	Starting Number	Total Segment Score	Total Element Score	Program Component Score (factored)	Total Deductions
27	Анастасия ШИШОВА	CAM	3	32.63	19.13	13.50	0.00

#	Executed Elements	Info	Base Value	GOE	J1	J2	J3	J4	J5	J6	J7	J8	J9	Ref	Scores of Panel
1	1A		1.10	0.11	1	1	1	1	1						1.21
2	2S+2Lo		3.00	0.00	0	0	0	0	0						3.00
3	FSSp2		2.30	0.23	1	1	1	1	1						2.53
4	StSq1		1.80	0.18	1	1	1	1	1						1.98
5	2F		1.80	0.00	0	0	0	0	0						1.80
6	CCoSp2		2.50	0.50	2	2	2	2	2						3.00
7	2Lz		2.31	x 0.00	0	0	0	0	0						2.31
8	2S		1.43	x 0.00	0	0	0	0	0						1.43
9	2Lo		1.87	x 0.00	0	0	0	0	1						1.87
			18.11												19.13
	Program Components			Factor											
	Skating Skills			1.80	2.00	2.00	2.00	2.00	2.00						2.00
	Transitions			1.80	1.75	1.75	1.75	1.75	1.75						1.75
	Performance			1.80	1.75	1.75	1.75	1.75	1.75						1.75
	Composition			1.80	-	-	-	-	-						-
	Interpretation of the Music			1.80	2.00	2.00	2.00	2.00	1.75						2.00
	Judges Total Program Component Score (factored)														13.50

Deductions	0.00
-------------------	-------------

x Credit for highlight distribution, base value multiplied by 1.1

printed: 10.11.2020 17:25:14

ЧЕМПИОНАТ И ПЕРВЕНСТВО ГОРОДСКОГО ОКРУГА САМАРА
ПО ФИГУРНОМУ КАТАНИЮ НА КОНЬКАХ

г. Самара, ФСК «Орбита»

11-13 ноября 2020г.

2 СПОРТИВНЫЙ РАЗРЯД



1 место - Андреев Кирилл

2 место - Калугин Владислав

3 место - Соколовский Дмитрий

**ЧЕМПИОНАТ И ПЕРВЕНСТВО ГОРОДСКОГО ОКРУГА САМАРА
ПО ФИГУРНОМУ КАТАНИЮ НА КОНЬКАХ**

г. Самара, ФСК «Орбита»

11-13 ноября 2020г.

**ОДИНОЧНОЕ КАТАНИЕ
2 СПОРТИВНЫЙ РАЗРЯД
ЮНОШИ**

ОКОНЧАТЕЛЬНЫЕ РЕЗУЛЬТАТЫ

ОК	КП	ПП	Фамилия Имя	Год рожден ия	Организация	Город	Очки
1	1	1	Андреянов Кирилл	2011	ГАУ СШОР №1	Самара	96,22
2	2	2	Калугин Владислав	2009	СШОР №13 "Волгарь"	Тольятти	70,11
3	3	3	Соколовский Дмитрий	2008	МБУ ДО «ДЮСШ № 10» г.о. Самара	Самара	59,45

Технический контролёр



Бердникова Елена

Самара

ВК

Старший судья



Сергеева Оксана

Самара

ВК

Главный судья,
председатель судейской коллегии




Юнусова Елизавета

Самара

ВК

Президент СООО «Федерация фигурного
катания на коньках»



Богуш Вера

Самара

ВК

2 СПОРТИВНЫЙ РАЗРЯД ЮНОШИ

RESULT DETAILS SHORT PROGRAM

Pl.	Name	Nation	Total Segment Score =	Total Element Score +	Tot. Prog. Comp. Score * +	SS	TR	PE	CO	IN	Deduct. -
1	Кирилл АНДРЕЯНОВ	CAM	35.62	17.96	17.66	4.33	4.25	4.50	0.00	4.58	0.00
2	Владислав КАЛУГИН	ТОЛ	25.90	10.31	16.59	4.25	4.00	4.17	0.00	4.17	1.00
3	Дмитрий СОКОЛОВСКИЙ	CAM	21.87	9.20	14.67	3.67	3.50	3.75	0.00	3.75	2.00

SS = Skating Skills

TR = Transitions

PE = Performance

CO = Composition

IN = Interpretation of the Music

* = factored score

Printed: 09.11.2020 15:39:02

2 СПОРТИВНЫЙ РАЗРЯД ЮНОШИ SHORT PROGRAM

JUDGES DETAILS PER SKATER

Rank	Name	Nation	Starting Number	Total Segment Score	Total Element Score	Program Component Score (factored)	Total Deductions
1	Кирилл АНДРЕЯНОВ	CAM	1	35.62	17.96	17.66	0.00

#	Executed Elements	Info	Base Value	GOE	J1	J2	J3	J4	J5	J6	J7	J8	J9	Ref	Scores of Panel
1	CSSp3		2.60	0.52	2	2	2	2	2						3.12
2	2A<	<	2.64	-0.26	-1	-1	1	-1	-1						2.38
3	2F!	!	1.80	-0.18	-1	-1	-1	-1	-1						1.62
4	StSq3		3.30	0.33	0	1	1	1	1						3.63
5	2Lz+2T		3.40	0.21	1	0	1	1	1						3.61
6	CCoSp3		3.00	0.60	2	2	2	2	2						3.60
			16.74												17.96
Program Components				Factor											
Skating Skills				1.00	4.50	4.50	4.25	4.25	4.25						4.33
Transitions				1.00	4.50	4.25	4.25	4.25	4.25						4.25
Performance				1.00	4.50	4.75	4.50	4.50	4.50						4.50
Composition				1.00	-	-	-	-	-						
Interpretation of the Music				1.00	4.75	4.75	4.50	4.50	4.50						4.58
Judges Total Program Component Score (factored)															17.66
Deductions															0.00

< Under-rotated jump ! Not clear edge

Rank	Name	Nation	Starting Number	Total Segment Score	Total Element Score	Program Component Score (factored)	Total Deductions
2	Владислав КАЛУГИН	ТОЛ	3	25.90	10.31	16.59	-1.00

#	Executed Elements	Info	Base Value	GOE	J1	J2	J3	J4	J5	J6	J7	J8	J9	Ref	Scores of Panel
1	2Fe+2T	e	2.74	-0.34	-3	-3	-2	-2	-2						2.40
2	2A<<	<<	1.10	-0.55	-5	-5	-5	-5	-5						0.55
3	CSSp1		1.90	0.06	0	0	1	0	1						1.96
4	StSq1		1.80	0.00	0	0	0	0	0						1.80
5	3Lo<<	<<	1.87 x	-0.85	-5	-5	-5	-4	-5						1.02
6	CCoSp2		2.50	0.08	0	0	1	0	1						2.58
			11.91												10.31
Program Components				Factor											
Skating Skills				1.00	4.00	4.25	4.25	4.25	4.25						4.25
Transitions				1.00	3.75	4.00	4.00	4.00	4.00						4.00
Performance				1.00	4.00	4.25	4.25	4.25	4.00						4.17
Composition				1.00	-	-	-	-	-						
Interpretation of the Music				1.00	4.00	4.50	4.25	4.00	4.25						4.17
Judges Total Program Component Score (factored)															16.59
Deductions			Falls: -1.00												-1.00

<< Downgraded jump x Credit for highlight distribution, base value multiplied by 1.1 e Wrong edge

2 СПОРТИВНЫЙ РАЗРЯД ЮНОШИ SHORT PROGRAM

JUDGES DETAILS PER SKATER

Rank	Name	Nation	Starting Number	Total Segment Score	Total Element Score	Program Component Score (factored)	Total Deductions
3	Дмитрий СОКОЛОВСКИЙ	CAM	2	21.87	9.20	14.67	-2.00

#	Executed Elements	Info	Base Value	GOE	J1	J2	J3	J4	J5	J6	J7	J8	J9	Ref	Scores of Panel
1	1A		1.10	0.04	0	0	0	1	1						1.14
2	2Lo<	<	1.36	-0.18	-2	-2	-1	-1	-1						1.18
3	SSp2		1.60	0.00	0	0	0	0	0						1.60
4	2S+2T<<	<<	1.87	x -0.39	-3	-3	-2	-3	-3						1.48
5	CCoSp1		2.00	0.00	0	0	-1	0	0						2.00
6	StSq1		1.80	0.00	0	0	0	0	0						1.80
			9.73												9.20
	Program Components			Factor											
	Skating Skills			1.00	3.50	3.75	3.50	3.75	3.75						3.67
	Transitions			1.00	3.50	3.75	3.50	3.50	3.50						3.50
	Performance			1.00	3.75	4.00	3.75	3.75	3.75						3.75
	Composition			1.00	-	-	-	-	-						
	Interpretation of the Music			1.00	3.75	4.00	3.50	3.75	3.75						3.75
	Judges Total Program Component Score (factored)														14.67

Deductions	Late start:	-2.00														-2.00
-------------------	-------------	-------	--	--	--	--	--	--	--	--	--	--	--	--	--	--------------

< Under-rotated jump << Downgraded jump x Credit for highlight distribution, base value multiplied by 1.1

printed: 09.11.2020 15:39:20

2 СПОРТИВНЫЙ РАЗРЯД ЮНОШИ

RESULT DETAILS FREE SKATING

Pl.	Name	Nation	Total Segment Score =	Total Element Score +	Tot. Prog. Comp. Score * +	SS	TR	PE	CO	IN	Deduct. -
1	Кирилл АНДРЕЯНОВ	CAM	60.60	21.32	40.28	4.33	4.17	4.50	4.88	4.50	1.00
2	Владислав КАЛУГИН	ТОЛ	44.21	12.59	36.62	4.08	3.92	3.67	4.50	4.17	5.00
3	Дмитрий СОКОЛОВСКИЙ	CAM	37.58	10.44	27.14	3.75	3.67	3.83	0.00	3.83	0.00

SS = Skating Skills

TR = Transitions

PE = Performance

CO = Composition

IN = Interpretation of the Music

* = factored score

Printed: 10.11.2020 17:07:12

2 СПОРТИВНЫЙ РАЗРЯД ЮНОШИ FREE SKATING

JUDGES DETAILS PER SKATER

Rank	Name	Nation	Starting Number	Total Segment Score	Total Element Score	Program Score (factored)	Total Component Score (factored)	Total Deductions
1	Кирилл АНДРЕЯНОВ	CAM	3	60.60	21.32		40.28	-1.00

#	Executed Elements	Info	Base Value	GOE	J1	J2	J3	J4	J5	J6	J7	J8	J9	Ref	Scores of Panel
1	2A<+2T	<	3.94	-0.53	-2	-2	-2	-1	-2						3.41
2	FCSSp3		2.60	0.35	1	0	1	2	2						2.95
3	StSq2		2.60	0.43	1	1	2	2	2						3.03
4	2Lz		2.10	0.14	1	0	0	1	1						2.24
5	2Fe+2T	e	2.74	-0.38	-2	-3	-3	-3	-2						2.36
6	2A<<	<<	1.21	x -0.55	-5	-5	-5	-5	-5						0.66
7	2Lo		1.87	x 0.00	0	0	0	0	0						1.87
8	2Fe	e	1.58	x -0.38	-2	-3	-3	-3	-2						1.20
9	CCoSp3		3.00	0.60	2	2	2	2	2						3.60
			21.64												21.32
Program Components				Factor											
	Skating Skills			1.80	4.25	4.75	4.25	4.25	4.50						4.33
	Transitions			1.80	4.00	4.50	4.00	4.25	4.25						4.17
	Performance			1.80	4.50	5.00	4.50	4.50	4.25						4.50
	Composition			1.80	-	5.25	-	4.50	-						4.88
	Interpretation of the Music			1.80	4.50	5.00	4.50	4.50	4.50						4.50
	Judges Total Program Component Score (factored)														40.28

Deductions	Falls: -1.00	-1.00
-------------------	--------------	--------------

< Under-rotated jump << Downgraded jump x Credit for highlight distribution, base value multiplied by 1.1 e Wrong edge

Rank	Name	Nation	Starting Number	Total Segment Score	Total Element Score	Program Score (factored)	Total Component Score (factored)	Total Deductions
2	Владислав КАЛУГИН	ТОЛ	2	44.21	12.59		36.62	-5.00

#	Executed Elements	Info	Base Value	GOE	J1	J2	J3	J4	J5	J6	J7	J8	J9	Ref	Scores of Panel
1	2S		1.30	-0.65	-5	-5	-5	-5	-5						0.65
2	2Lz<<	<<	0.60	-0.30	-5	-5	-5	-5	-5						0.30
3	2F+2T<	<	2.84	-0.42	-3	-3	-2	-2	-2						2.42
4	2Lo		1.70	-0.85	-5	-5	-5	-5	-5						0.85
5	FCSSp1		1.90	0.06	0	0	1	1	0						1.96
6	StSq1		1.80	0.12	0	1	1	1	0						1.92
7	1S+SEQ+1A		1.32	x -0.55	-5	-5	-5	-5	-5						0.77
8	2F		1.98	x -0.84	-5	-4	-5	-4	-5						1.14
9	CCoSp2		2.50	0.08	0	0	1	0	1						2.58
			15.94												12.59
Program Components				Factor											
	Skating Skills			1.80	4.00	4.00	4.25	4.25	4.00						4.08
	Transitions			1.80	3.75	4.00	4.00	4.00	3.75						3.92
	Performance			1.80	3.50	4.25	3.50	3.75	3.75						3.67
	Composition			1.80	-	4.50	-	-	-						4.50
	Interpretation of the Music			1.80	3.75	4.50	4.00	4.00	4.50						4.17
	Judges Total Program Component Score (factored)														36.62

Deductions	Falls: -5.00	-5.00
-------------------	--------------	--------------

< Under-rotated jump << Downgraded jump x Credit for highlight distribution, base value multiplied by 1.1

2 СПОРТИВНЫЙ РАЗРЯД ЮНОШИ FREE SKATING

JUDGES DETAILS PER SKATER

Rank	Name	Nation	Starting Number	Total Segment Score	Total Element Score	Program Component Score (factored)	Total Deductions
3	Дмитрий СОКОЛОВСКИЙ	CAM	1	37.58	10.44	27.14	0.00

#	Executed Elements	Info	Base Value	GOE	J1	J2	J3	J4	J5	J6	J7	J8	J9	Ref	Scores of Panel
1	1A		1.10	0.04	1	1	0	0	0						1.14
2	2Lo<+2T<<	<<	1.76	-0.45	-3	-3	-4	-3	-4						1.31
3	SSp1*		0.00	0.00	-	-	-	-	-						0.00
4	2S		1.30	0.00	0	0	0	0	0						1.30
5	CCoSp1		2.00	0.07	0	0	0	1	1						2.07
6	StSqB		1.50	0.00	0	0	0	0	0						1.50
7	2Lo<	<	1.50	x -0.27	-1	-2	-2	-2	-2						1.23
8	2S+2T<<	<<	1.87	x -0.35	-2	-2	-3	-3	-3						1.52
9	2F<<	<<	0.55	x -0.18	-4	-4	-4	-3	-3						0.37
			11.58												10.44
Program Components			Factor												
Skating Skills			1.80		3.75	4.00	3.75	3.75	3.75						3.75
Transitions			1.80		3.75	3.75	3.75	3.50	3.50						3.67
Performance			1.80		4.00	4.00	3.50	3.75	3.75						3.83
Composition			1.80		-	-	-	-	-						-
Interpretation of the Music			1.80		4.00	4.25	3.75	3.75	3.75						3.83
Judges Total Program Component Score (factored)															27.14

Deductions	0.00
-------------------	-------------

< Under-rotated jump << Downgraded jump * Invalid element x Credit for highlight distribution, base value multiplied by 1.1

printed: 10.11.2020 17:07:37

**ЧЕМПИОНАТ И ПЕРВЕНСТВО ГОРОДСКОГО ОКРУГА САМАРА
ПО ФИГУРНОМУ КАТАНИЮ НА КОНЬКАХ**




г. Самара, ФСК «Орбита»

11-13 ноября 2020г.

ОДИНОЧНОЕ КАТАНИЕ

**КМС
ЮНИОРКИ, ЮНИОРЫ**

**СПРАВКА
о составе и квалификации судейской коллегии согласно приказу
Министерства спорта России от 20 февраля 2017 года № 108**

Технический контролер	Юнусова Елизавета	Самара	ВК
Технический специалист	Панюкова Елена	Тольятти	ВК
Ассистент технического специалиста	Керша Павел	Тольятти	1К
Старший судья	Харчева Ольга	Самара	ВК
Судьи	1 Харчева Ольга	Самара	ВК
	2 Кузина Ирина	Самара	1К
	3 Коржов Илья	Тольятти	1К
	4 Беляшова Галина	Самара	ВК
	5 Малышева Елена	Тольятти	1К
Оператор ввода данных	Мадонова Галина	Самара	2К
Оператор видеоповтора	Купаев Игорь	Самара	1К
Видеооператор	Белов Вячеслав	Самара	1К
Судья при участниках	Терентьева Елизавета	Самара	1К
Главный судья, председатель судейской коллегии	 Юнусова Елизавета	Самара	ВК
Главный секретарь	 Головастова Наталия	Самара	1К
Президент СООО «Федерация фигурного катания на коньках»	 Богуш Вера	Самара	ВК

ЧЕМПИОНАТ И ПЕРВЕНСТВО ГОРОДСКОГО ОКРУГА САМАРА ПО ФИГУРНОМУ КАТАНИЮ НА КОНЬКАХ

г. Самара, ФСК «Орбита»

11-13 ноября 2020г.

КМС



1 место – Мехедова Алиса

2 место – Ревякина Александра

3 место – Урбанюк Елизавета

**ЧЕМПИОНАТ И ПЕРВЕНСТВО ГОРОДСКОГО ОКРУГА САМАРА
ПО ФИГУРНОМУ КАТАНИЮ НА КОНЬКАХ**

г. Самара, ФСК «Орбита»

11-13 ноября 2020г.

**ОДИНОЧНОЕ КАТАНИЕ
КМС
ЮНИОРКИ**

ОКОНЧАТЕЛЬНЫЕ РЕЗУЛЬТАТЫ

ОК	КП	ПП	Фамилия Имя	Год рожде ния	Организация	Город	Очки
1	1	1	Мехедова Алиса	2006	СШОР №13 "Волгарь"	Тольятти	124,91
2	2	2	Ревякина Александра	2005	ГАУ «СШОР№1»	Тольятти	120,66
3	4	3	Урбанюк Елизавета	2006	ГАУ «СШОР№1»	Тольятти	108,53
4	5	4	Глушкова Елизавета	2007	ГАУ СШОР №1	Тольятти	107,41
5	3	5	Коновалова Анастасия	2007	ГАУ «СШОР№ 1»	Самара	103,71
6	7	6	Киреева Софья	2007	ГАУ «СШОР№ 1»	Самара	97,83
7	6	7	Овчаренко Анжелика	2006	ГАУ «СШОР№ 1»	Самара	96,56
8	8	9	Скобелева Елизавета	2007	СШОР №13 "Волгарь"	Тольятти	94,34
9	9	8	Тимошенко Полина	2007	МБУ ДО «ДЮСШ № 10» г.о. Самара	Самара	93,84
10	10	10	Скурук Анна	2007	МБУ ДО «ДЮСШ № 10» г.о. Самара	Самара	85,85
11	11	11	Антошкина Анна	2007	МБУ ДО «ДЮСШ № 10» г.о. Самара	Самара	79,15
12	12	12	Карасева Ульяна	2004	МБУ ДО «ДЮСШ № 10» г.о. Самара	Самара	69,50
13	13	13	Алтынбаева Айгуль	2007	МБУ ДО «ДЮСШ № 10» г.о. Самара	Самара	61,47

Технический контролёр



Юнусова Елизавета Самара ВК

Старший судья




Харчева Ольга Самара ВК

Главный судья,
председатель судейской коллегии



Юнусова Елизавета Самара ВК

Президент СООО «Федерация фигурного
катания на коньках»



Богуш Вера Самара ВК

КМС ЮНИОРКИ

RESULT DETAILS SHORT PROGRAM

Pl.	Name	Nation	Total Segment Score =	Total Element Score +	Tot. Prog. Comp. Score * +	SS	TR	PE	CO	IN	Deduct. -
1	Алиса МЕХЕДОВА	ТОЛ	50.07	27.39	22.68	5.67	5.50	5.75	5.75	5.67	0.00
2	Александра РЕВЯКИНА	ТОЛ	46.47	24.99	21.48	5.42	5.17	5.33	5.42	5.50	0.00
3	Анастасия КОНОВАЛОВА	САМ	38.74	18.06	20.68	5.17	4.92	5.17	5.33	5.25	0.00
4	Елизавета УРБАНИЮК	ТОЛ	38.38	18.50	19.88	4.92	4.75	4.92	5.08	5.17	0.00
5	Елизавета ГЛУШКОВА	ТОЛ	38.34	20.66	19.68	4.92	4.83	4.92	4.92	5.00	2.00
6	Анжелика ОВЧАРЕНКО	САМ	35.29	17.09	19.20	4.75	4.58	4.83	4.92	4.92	1.00
7	София КИРЕЕВА	САМ	35.29	16.51	19.78	5.00	4.75	4.83	5.08	5.08	1.00
8	Елизавета СКОБЕЛЕВА	ТОЛ	35.02	15.66	20.36	5.17	4.92	5.00	5.17	5.17	1.00
9	Полина ТИМОШЕНКО	САМ	34.14	16.80	19.34	4.92	4.58	4.92	4.83	4.92	2.00
10	Анна СКУРУК	САМ	30.80	13.68	18.12	4.58	4.25	4.50	4.75	4.58	1.00
11	Анна АНТОШКИНА	САМ	29.14	13.66	16.48	4.17	4.00	4.00	4.25	4.17	1.00
12	Ульяна КАРАСЕВА	САМ	26.06	10.26	15.80	4.00	3.75	4.00	4.08	3.92	0.00
13	Айгуль АЛТЫНБАЕВА	САМ	22.44	8.90	14.54	3.75	3.42	3.50	3.75	3.75	1.00

SS = Skating Skills

TR = Transitions

PE = Performance

CO = Composition

IN = Interpretation of the Music

* = factored score

Printed: 09.11.2020 17:00:42

KMC ЮНИОРКИ SHORT PROGRAM

JUDGES DETAILS PER SKATER

Rank	Name	Nation	Starting Number	Total Segment Score	Total Element Score	Program Component Score (factored)	Total Deductions
1	Алиса МЕХЕДОВА	ТОЛ	2	50.07	27.39	22.68	0.00

#	Executed Elements	Info	Base Value	GOE	J1	J2	J3	J4	J5	J6	J7	J8	J9	Ref	Scores of Panel
1	3T+2T		5.50	0.00	1	0	0	0	-1						5.50
2	3Lz		5.90	-1.97	-4	-4	-3	-3	-3						3.93
3	LSp4		2.70	0.54	2	2	3	2	1						3.24
4	FCSp3		2.80	0.56	2	2	2	2	2						3.36
5	StSq2		2.60	0.26	1	1	1	2	1						2.86
6	2A		3.63	x 0.55	1	2	3	2	1						4.18
7	CCoSp4		3.50	0.82	2	2	3	3	2						4.32
			26.63												27.39
	Program Components			Factor											
	Skating Skills			0.80	5.50	5.50	6.00	6.00	5.50						5.67
	Transitions			0.80	5.25	5.25	5.75	6.00	5.50						5.50
	Performance			0.80	5.50	5.50	6.00	6.00	5.75						5.75
	Composition			0.80	5.25	5.25	6.25	6.25	5.75						5.75
	Interpretation of the Music			0.80	5.50	5.50	6.00	6.25	5.50						5.67
	Judges Total Program Component Score (factored)														22.68

Deductions	0.00
-------------------	-------------

x Credit for highlight distribution, base value multiplied by 1.1

Rank	Name	Nation	Starting Number	Total Segment Score	Total Element Score	Program Component Score (factored)	Total Deductions
2	Александра РЕВЯКИНА	ТОЛ	1	46.47	24.99	21.48	0.00

#	Executed Elements	Info	Base Value	GOE	J1	J2	J3	J4	J5	J6	J7	J8	J9	Ref	Scores of Panel
1	3Lz		5.90	-0.59	-1	-1	-1	-1	-1						5.31
2	1S*+3T	*	4.20	-2.10	-5	-5	-5	-5	-5						2.10
3	FCSp3		2.80	0.19	1	1	0	0	1						2.99
4	LSp4		2.70	0.54	2	2	2	2	2						3.24
5	StSq2		2.60	0.26	1	1	1	2	1						2.86
6	2A		3.63	x 0.66	2	2	2	2	1						4.29
7	CCoSp4		3.50	0.70	2	2	2	2	1						4.20
			25.33												24.99
	Program Components			Factor											
	Skating Skills			0.80	5.25	5.50	5.50	5.75	5.25						5.42
	Transitions			0.80	4.75	5.25	5.50	5.25	5.00						5.17
	Performance			0.80	5.25	5.50	5.25	5.50	5.25						5.33
	Composition			0.80	5.50	5.25	5.25	5.50	5.50						5.42
	Interpretation of the Music			0.80	5.25	5.50	5.50	5.50	5.50						5.50
	Judges Total Program Component Score (factored)														21.48

Deductions	0.00
-------------------	-------------

* Invalid element x Credit for highlight distribution, base value multiplied by 1.1

KMC ЮНИОРКИ SHORT PROGRAM

JUDGES DETAILS PER SKATER

Rank	Name	Nation	Starting Number	Total Segment Score	Total Element Score	Program Component Score (factored)	Total Deductions
3	Анастасия КОНОВАЛОВА	CAM	7	38.74	18.06	20.68	0.00

#	Executed Elements	Info	Base Value	GOE	J1	J2	J3	J4	J5	J6	J7	J8	J9	Ref	Scores of Panel
1	2A		3.30	0.33	0	1	2	1	1						3.63
2	2F+2Lo		3.50	-0.36	-3	-2	-2	-1	-2						3.14
3	LSp1		1.50	-0.30	-1	-2	-2	-2	-2						1.20
4	FCSp1		1.90	0.19	1	1	1	1	1						2.09
5	StSq1		1.80	0.18	1	1	3	1	0						1.98
6	2Lz	x	2.31	0.21	1	1	0	1	1						2.52
7	CCoSp4		3.50	0.00	1	0	0	0	0						3.50
			17.81												18.06
	Program Components			Factor											
	Skating Skills			0.80	5.00	5.00	5.25	5.50	5.25						5.17
	Transitions			0.80	4.50	4.75	5.00	5.25	5.00						4.92
	Performance			0.80	4.50	5.00	5.25	5.50	5.25						5.17
	Composition			0.80	5.00	5.00	5.75	5.50	5.50						5.33
	Interpretation of the Music			0.80	5.00	5.00	5.50	5.50	5.25						5.25
	Judges Total Program Component Score (factored)														20.68

Deductions	0.00
-------------------	-------------

x Credit for highlight distribution, base value multiplied by 1.1

Rank	Name	Nation	Starting Number	Total Segment Score	Total Element Score	Program Component Score (factored)	Total Deductions
4	Елизавета УРБАНИЮК	ТОЛ	4	38.38	18.50	19.88	0.00

#	Executed Elements	Info	Base Value	GOE	J1	J2	J3	J4	J5	J6	J7	J8	J9	Ref	Scores of Panel
1	2A<<	<<	1.10	-0.44	-4	-4	-4	-4	-3						0.66
2	2Lz		2.10	0.21	1	2	1	1	1						2.31
3	FCSp2		2.30	0.23	2	1	1	1	1						2.53
4	2F+2T		3.10	0.30	2	2	2	1	1						3.40
5	SSp4		2.50	0.33	1	2	2	1	1						2.83
6	StSq2		2.60	0.09	1	1	0	0	-1						2.69
7	CCoSp4		3.50	0.58	2	2	2	1	1						4.08
			17.20												18.50
	Program Components			Factor											
	Skating Skills			0.80	4.75	4.75	4.75	5.25	5.25						4.92
	Transitions			0.80	4.50	4.50	4.75	5.00	5.00						4.75
	Performance			0.80	4.50	4.50	5.00	5.25	5.25						4.92
	Composition			0.80	4.75	4.75	5.25	5.25	5.50						5.08
	Interpretation of the Music			0.80	4.75	4.75	5.50	5.25	5.50						5.17
	Judges Total Program Component Score (factored)														19.88

Deductions	0.00
-------------------	-------------

<< Downgraded jump

КМС ЮНИОРКИ SHORT PROGRAM

JUDGES DETAILS PER SKATER

Rank	Name	Nation	Starting Number	Total Segment Score	Total Element Score	Program Component Score (factored)	Total Deductions
5	Елизавета ГЛУШКОВА	ТОЛ	14	38.34	20.66	19.68	-2.00

#	Executed Elements	Info	Base Value	GOE	J1	J2	J3	J4	J5	J6	J7	J8	J9	Ref	Scores of Panel
1	3Lz<	<	4.72	-2.36	-5	-5	-5	-5	-5						2.36
2	3T<+COMBO	<	3.36	-1.68	-5	-5	-5	-5	-5						1.68
3	LSp4		2.70	0.45	2	2	2	1	1						3.15
4	StSq2		2.60	0.26	1	1	1	1	0						2.86
5	FCSp3		2.80	0.00	1	0	0	0	0						2.80
6	2A		3.63	x 0.33	1	1	1	1	1						3.96
7	CCoSp4		3.50	0.35	1	2	1	0	1						3.85
			23.31												20.66
	Program Components			Factor											
	Skating Skills			0.80	4.75	4.75	5.25	5.25	4.75						4.92
	Transitions			0.80	4.50	4.75	5.00	5.00	4.75						4.83
	Performance			0.80	4.50	4.75	5.00	5.25	5.00						4.92
	Composition			0.80	4.75	4.75	5.25	5.25	4.75						4.92
	Interpretation of the Music			0.80	4.75	4.75	5.25	5.25	5.00						5.00
	Judges Total Program Component Score (factored)														19.68

Deductions	Falls: -2.00	-2.00
-------------------	--------------	--------------

< Under-rotated jump x Credit for highlight distribution, base value multiplied by 1.1

Rank	Name	Nation	Starting Number	Total Segment Score	Total Element Score	Program Component Score (factored)	Total Deductions
6	Анжелика ОВЧАРЕНКО	CAM	6	35.29	17.09	19.20	-1.00

#	Executed Elements	Info	Base Value	GOE	J1	J2	J3	J4	J5	J6	J7	J8	J9	Ref	Scores of Panel
1	StSq3		3.30	0.22	0	1	2	1	0						3.52
2	2A<<	<<	1.10	-0.33	-3	-3	-2	-3	-3						0.77
3	LSp2		1.90	0.00	0	0	0	0	0						1.90
4	2Lz		2.10	0.21	1	1	1	1	1						2.31
5	FCSp3		2.80	0.00	0	0	0	0	1						2.80
6	3S<+COMBO	<	3.78	x -1.72	-5	-5	-5	-5	-5						2.06
7	CCoSp4		3.50	0.23	0	1	1	1	0						3.73
			18.48												17.09
	Program Components			Factor											
	Skating Skills			0.80	4.25	4.25	5.25	5.00	5.00						4.75
	Transitions			0.80	4.25	4.25	4.75	4.75	4.75						4.58
	Performance			0.80	4.00	4.50	5.00	5.25	5.00						4.83
	Composition			0.80	4.25	4.25	5.25	5.25	5.25						4.92
	Interpretation of the Music			0.80	4.25	4.25	5.25	5.25	5.25						4.92
	Judges Total Program Component Score (factored)														19.20

Deductions	Falls: -1.00	-1.00
-------------------	--------------	--------------

< Under-rotated jump << Downgraded jump x Credit for highlight distribution, base value multiplied by 1.1

KMC ЮНИОРКИ SHORT PROGRAM

JUDGES DETAILS PER SKATER

Rank	Name	Nation	Starting Number	Total Segment Score	Total Element Score	Program Component Score (factored)	Total Deductions
7	София КИРЕЕВА	CAM	10	35.29	16.51	19.78	-1.00

#	Executed Elements	Info	Base Value	GOE	J1	J2	J3	J4	J5	J6	J7	J8	J9	Ref	Scores of Panel
1	2A<<	<<	1.10	-0.55	-5	-5	-5	-5	-5						0.55
2	2Lz		2.10	-0.35	-1	-1	-3	-2	-2						1.75
3	LSp3		2.40	0.40	2	2	2	1	1						2.80
4	StSq2		2.60	0.26	1	1	1	1	1						2.86
5	2F+2T		3.41	x 0.12	1	1	-1	1	0						3.53
6	FCSp2		2.30	0.00	0	0	0	0	1						2.30
7	CCoSp4V	nC	2.63	0.09	1	1	0	0	0						2.72
			16.54												16.51
Program Components				Factor											
	Skating Skills			0.80	4.50	4.75	5.00	5.25	5.25						5.00
	Transitions			0.80	4.25	4.50	4.75	5.00	5.00						4.75
	Performance			0.80	4.50	4.50	4.75	5.25	5.25						4.83
	Composition			0.80	4.50	4.75	5.00	5.50	5.50						5.08
	Interpretation of the Music			0.80	4.75	4.75	5.00	5.50	5.50						5.08
	Judges Total Program Component Score (factored)														19.78

Deductions	Falls: -1.00	-1.00
-------------------	--------------	--------------

<< Downgraded jump x Credit for highlight distribution, base value multiplied by 1.1

Rank	Name	Nation	Starting Number	Total Segment Score	Total Element Score	Program Component Score (factored)	Total Deductions
8	Елизавета СКОБЕЛЕВА	ТОЛ	9	35.02	15.66	20.36	-1.00

#	Executed Elements	Info	Base Value	GOE	J1	J2	J3	J4	J5	J6	J7	J8	J9	Ref	Scores of Panel
1	2A<<	<<	1.10	-0.29	-3	-2	-2	-3	-3						0.81
2	3S<<+COMBO	<<	1.30	-0.65	-5	-5	-5	-5	-5						0.65
3	FCSp1		1.90	0.00	0	0	0	1	0						1.90
4	StSq2		2.60	0.43	1	2	3	2	1						3.03
5	LSp4		2.70	0.36	1	1	2	2	1						3.06
6	2Lz		2.31	x -0.07	0	0	0	-1	-1						2.24
7	CCoSp4		3.50	0.47	1	1	3	2	1						3.97
			15.41												15.66
Program Components				Factor											
	Skating Skills			0.80	4.25	4.75	5.50	5.50	5.25						5.17
	Transitions			0.80	4.00	4.50	5.25	5.25	5.00						4.92
	Performance			0.80	4.50	4.75	5.00	5.50	5.25						5.00
	Composition			0.80	4.50	4.50	5.75	5.75	5.25						5.17
	Interpretation of the Music			0.80	4.50	4.50	5.50	5.50	5.50						5.17
	Judges Total Program Component Score (factored)														20.36

Deductions	Falls: -1.00	-1.00
-------------------	--------------	--------------

<< Downgraded jump x Credit for highlight distribution, base value multiplied by 1.1

КМС ЮНИОРКИ SHORT PROGRAM

JUDGES DETAILS PER SKATER

Rank	Name	Nation	Starting Number	Total Segment Score	Total Element Score	Program Component Score (factored)	Total Deductions
9	Полина ТИМОШЕНКО	CAM	11	34.14	16.80	19.34	-2.00

#	Executed Elements	Info	Base Value	GOE	J1	J2	J3	J4	J5	J6	J7	J8	J9	Ref	Scores of Panel	
1	2A<	<	2.64	-1.32	-5	-5	-5	-5	-5						1.32	
2	2S+COMBO		1.30	-0.65	-5	-5	-5	-5	-5						0.65	
3	FCSp3		2.80	0.37	2	2	1	1	1						3.17	
4	StSq2		2.60	0.00	0	0	0	0	0						2.60	
5	CCoSp4		3.50	0.47	1	2	2	1	1						3.97	
6	2Lz	x	2.31	0.14	1	1	0	1	0						2.45	
7	LSp3		2.40	0.24	1	1	1	0	1						2.64	
			17.55												16.80	
Program Components			Factor													
Skating Skills			0.80			4.50	4.75	5.00	5.25	5.00						4.92
Transitions			0.80			4.25	4.50	4.25	5.25	5.00						4.58
Performance			0.80			4.50	4.75	4.75	5.25	5.25						4.92
Composition			0.80			4.50	4.75	4.75	5.25	5.00						4.83
Interpretation of the Music			0.80			4.75	4.75	4.75	5.25	5.25						4.92
Judges Total Program Component Score (factored)																19.34

Deductions	Falls: -2.00	-2.00
-------------------	--------------	--------------

< Under-rotated jump x Credit for highlight distribution, base value multiplied by 1.1

Rank	Name	Nation	Starting Number	Total Segment Score	Total Element Score	Program Component Score (factored)	Total Deductions
10	Анна СКУРУК	CAM	12	30.80	13.68	18.12	-1.00

#	Executed Elements	Info	Base Value	GOE	J1	J2	J3	J4	J5	J6	J7	J8	J9	Ref	Scores of Panel	
1	FCSp2		2.30	-0.08	0	0	-1	-1	0						2.22	
2	2Lze<	<	1.26	-0.29	-3	-2	-3	-2	-2						0.97	
3	CCoSp3		3.00	0.00	0	0	0	0	0						3.00	
4	2F+2Lo<<	<<	2.30	-0.54	-3	-3	-3	-4	-3						1.76	
5	2A<<	<<	1.21	x -0.40	-5	-4	-3	-4	-3						0.81	
6	LSp3		2.40	-0.08	0	0	-1	-1	0						2.32	
7	StSq2		2.60	0.00	0	0	0	1	0						2.60	
			15.07												13.68	
Program Components			Factor													
Skating Skills			0.80			4.25	4.25	4.75	4.75	4.75						4.58
Transitions			0.80			4.00	4.00	4.25	4.75	4.50						4.25
Performance			0.80			4.25	4.25	4.50	5.00	4.75						4.50
Composition			0.80			4.25	4.25	5.25	5.25	4.75						4.75
Interpretation of the Music			0.80			4.25	4.25	5.00	5.00	4.50						4.58
Judges Total Program Component Score (factored)																18.12

Deductions	Time violation: -1.00	-1.00
-------------------	-----------------------	--------------

< Under-rotated jump << Downgraded jump x Credit for highlight distribution, base value multiplied by 1.1 e Wrong edge

KMC ЮНИОРКИ SHORT PROGRAM

JUDGES DETAILS PER SKATER

Rank	Name	Nation	Starting Number	Total Segment Score	Total Element Score	Program Component Score (factored)	Total Deductions
11	Анна АНТОШКИНА	CAM	5	29.14	13.66	16.48	-1.00

#	Executed Elements	Info	Base Value	GOE	J1	J2	J3	J4	J5	J6	J7	J8	J9	Ref	Scores of Panel
1	2A<<	<<	1.10	-0.48	-5	-5	-4	-4	-4						0.62
2	FCSp1		1.90	0.00	0	0	0	0	0						1.90
3	1Lz*	*	0.00	0.00	-	-	-	-	-						0.00
4	CCoSp4		3.50	0.00	0	0	0	0	0						3.50
5	2F<+2T	<	3.01	x -0.14	-1	-1	-1	-1	-2						2.87
6	StSq1		1.80	0.00	0	0	0	0	0						1.80
7	LSp4		2.70	0.27	1	1	1	1	1						2.97
			14.01												13.66
Program Components				Factor											
Skating Skills				0.80	4.00	4.00	4.25	4.25	4.50						4.17
Transitions				0.80	3.50	3.75	4.25	4.00	4.50						4.00
Performance				0.80	3.75	4.00	4.00	4.00	4.75						4.00
Composition				0.80	4.00	3.75	4.50	4.25	4.75						4.25
Interpretation of the Music				0.80	4.00	3.75	4.25	4.25	4.75						4.17
Judges Total Program Component Score (factored)															16.48

Deductions	Costume/Prop violation: -1.00															-1.00
	Costume/Prop violation: (5 of 6)				D	D	D	D	D							

< Under-rotated jump << Downgraded jump * Invalid element x Credit for highlight distribution, base value multiplied by 1.1 D Deduction applied

Rank	Name	Nation	Starting Number	Total Segment Score	Total Element Score	Program Component Score (factored)	Total Deductions
12	Ульяна КАРАСЕВА	CAM	8	26.06	10.26	15.80	0.00

#	Executed Elements	Info	Base Value	GOE	J1	J2	J3	J4	J5	J6	J7	J8	J9	Ref	Scores of Panel
1	CCoSp4		3.50	0.12	1	1	0	0	0						3.62
2	FCSp1		1.90	-0.13	0	0	-2	-1	-1						1.77
3	2F+2T		3.10	-0.36	-1	-2	-2	-2	-2						2.74
4	1Lz*	*	0.00	0.00	-	-	-	-	-						0.00
5	StSqB		1.50	-0.10	0	0	-1	-1	-1						1.40
6	2A<<	<<	1.21	x -0.48	-5	-5	-4	-4	-4						0.73
7	USp1*	*	0.00	0.00	-	-	-	-	-						0.00
			11.21												10.26
Program Components				Factor											
Skating Skills				0.80	4.00	4.00	4.00	4.00	4.00						4.00
Transitions				0.80	3.75	3.75	3.75	3.75	3.75						3.75
Performance				0.80	3.75	4.00	4.00	4.00	4.00						4.00
Composition				0.80	4.00	3.75	4.25	4.00	4.25						4.08
Interpretation of the Music				0.80	3.75	3.75	4.00	4.00	4.00						3.92
Judges Total Program Component Score (factored)															15.80

Deductions																0.00
-------------------	--	--	--	--	--	--	--	--	--	--	--	--	--	--	--	-------------

<< Downgraded jump * Invalid element x Credit for highlight distribution, base value multiplied by 1.1

KMC ЮНИОРКИ SHORT PROGRAM

JUDGES DETAILS PER SKATER

Rank	Name	Nation	Starting Number	Total Segment Score	Total Element Score	Program Component Score (factored)	Total Deductions
13	Айгуль АЛТЫНБАЕВА	CAM	3	22.44	8.90	14.54	-1.00

#	Executed Elements	Info	Base Value	GOE	J1	J2	J3	J4	J5	J6	J7	J8	J9	Ref	Scores of Panel
1	FCSp1		1.90	-0.25	-1	-1	-2	-2	-1						1.65
2	2F<<+2T<<	<<	0.90	-0.17	-3	-3	-3	-4	-4						0.73
3	2Lze<<	<<	0.48	-0.17	-4	-3	-4	-4	-3						0.31
4	CCoSp1		2.00	-0.13	-1	0	0	-1	-1						1.87
5	StSqB		1.50	-0.05	0	0	-1	0	-1						1.45
6	LSp3		2.40	-0.24	0	-1	-1	-1	-1						2.16
7	2A<<	<<	1.21	x -0.48	-5	-5	-4	-4	-3						0.73
			10.39											8.90	
Program Components				Factor											
Skating Skills				0.80	3.75	3.50	3.75	3.75	3.75						3.75
Transitions				0.80	3.25	3.25	3.50	3.50	3.75						3.42
Performance				0.80	3.50	3.50	3.25	3.50	4.25						3.50
Composition				0.80	3.50	3.50	3.75	4.00	4.00						3.75
Interpretation of the Music				0.80	3.50	3.50	3.75	4.00	4.25						3.75
Judges Total Program Component Score (factored)															14.54

Deductions	Time violation: -1.00	-1.00
-------------------	-----------------------	--------------

<< Downgraded jump x Credit for highlight distribution, base value multiplied by 1.1 e Wrong edge

printed: 09.11.2020 17:01:13

КМС ЮНИОРКИ

RESULT DETAILS FREE SKATING

Pl.	Name	Nation	Total Segment Score =	Total Element Score +	Tot. Prog. Comp. Score * +	SS	TR	PE	CO	IN	Deduct. -
1	Алиса МЕХЕДОВА	ТОЛ	74.84	32.84	44.00	5.50	5.42	5.42	5.58	5.58	2.00
2	Александра РЕВЯКИНА	ТОЛ	74.19	32.06	44.13	5.58	5.25	5.50	5.58	5.67	2.00
3	Елизавета УРБАНИЮК	ТОЛ	70.15	30.55	39.60	4.92	4.83	4.92	5.08	5.00	0.00
4	Елизавета ГЛУШКОВА	ТОЛ	69.07	31.34	37.73	4.75	4.50	4.58	4.92	4.83	0.00
5	Анастасия КОНОВАЛОВА	CAM	64.97	25.69	40.28	5.17	4.67	5.00	5.17	5.17	1.00
6	София КИРРЕЕВА	CAM	62.54	23.73	38.81	4.75	4.67	4.92	4.92	5.00	0.00
7	Анжелика ОВЧАРЕНКО	CAM	61.27	24.33	36.94	4.75	4.25	4.75	4.67	4.67	0.00
8	Полина ТИМОШЕНКО	CAM	59.70	27.02	34.68	4.42	3.92	4.50	4.42	4.42	2.00
9	Елизавета СКОБЕЛЕВА	ТОЛ	59.32	26.46	35.86	4.50	4.25	4.50	4.58	4.58	3.00
10	Анна СКУРУК	CAM	55.05	23.85	31.20	4.00	3.75	3.75	4.00	4.00	0.00
11	Анна АНТОШКИНА	CAM	50.01	21.81	29.20	3.58	3.42	3.67	3.75	3.83	1.00
12	Ульяна КАРАСЕВА	CAM	43.44	18.24	27.20	3.50	3.25	3.33	3.50	3.42	2.00
13	Айгуль АЛТЫНБАЕВА	CAM	39.03	11.43	27.60	3.50	3.25	3.50	3.50	3.50	0.00

SS = Skating Skills

TR = Transitions

PE = Performance

CO = Composition

IN = Interpretation of the Music

* = factored score

Printed: 13.11.2020 16:49:09

KMC ЮНИОРКИ FREE SKATING

JUDGES DETAILS PER SKATER

Rank	Name	Nation	Starting Number	Total Segment Score	Total Element Score	Program Component Score (factored)	Total Deductions
1	Алиса МЕХЕДОВА	ТОЛ	12	74.84	32.84	44.00	-2.00

#	Executed Elements	Info	Base Value	GOE	J1	J2	J3	J4	J5	J6	J7	J8	J9	Ref	Scores of Panel	
1	3Lz		5.90	-2.95	-5	-5	-5	-5	-5						2.95	
2	3S		4.30	-2.01	-5	-4	-5	-4	-5						2.29	
3	2A+1Eu+2F		5.60	0.77	3	3	2	2	1						6.37	
4	LSp4		2.70	0.45	2	2	3	1	0						3.15	
5	StSq1		1.80	0.18	1	1	1	1	1						1.98	
6	3S+2T		5.60	0.86	2	2	2	2	1						6.46	
7	FCSp2		2.30	0.46	2	2	2	2	1						2.76	
8	2T		1.43	x 0.04	0	1	0	1	0						1.47	
9	2T*	*	0.00	x 0.00	-	-	-	-	-						0.00	
10	1A		1.21	x 0.00	0	0	0	0	0						1.21	
11	CCoSp4		3.50	0.70	2	2	2	2	1						4.20	
			34.34												32.84	
Program Components			Factor													
Skating Skills			1.60			5.50	5.50	5.50	5.50	5.50						5.50
Transitions			1.60			5.00	5.25	5.50	5.50	5.50						5.42
Performance			1.60			4.50	5.50	5.50	5.50	5.25						5.42
Composition			1.60			5.50	5.50	5.50	5.75	5.75						5.58
Interpretation of the Music			1.60			5.50	5.50	5.25	5.75	5.75						5.58
Judges Total Program Component Score (factored)																44.00

Deductions	Falls: -2.00	-2.00
-------------------	--------------	--------------

* Invalid element x Credit for highlight distribution, base value multiplied by 1.1

Rank	Name	Nation	Starting Number	Total Segment Score	Total Element Score	Program Component Score (factored)	Total Deductions
2	Александра РЕВЯКИНА	ТОЛ	13	74.19	32.06	44.13	-2.00

#	Executed Elements	Info	Base Value	GOE	J1	J2	J3	J4	J5	J6	J7	J8	J9	Ref	Scores of Panel	
1	3S		4.30	-2.15	-5	-5	-5	-5	-5						2.15	
2	3Lz<	<	4.72	-2.36	-5	-5	-5	-5	-5						2.36	
3	LSp2		1.90	0.32	1	2	2	2	1						2.22	
4	2A+1Eu+1F		4.30	0.33	1	1	0	1	1						4.63	
5	StSq2		2.60	0.35	2	2	1	1	1						2.95	
6	3Lo+2T		6.20	0.49	1	1	0	1	1						6.69	
7	FCCoSp4		3.50	0.47	2	2	1	1	1						3.97	
8	2S		1.43	x 0.13	1	1	1	2	1						1.56	
9	CCoSp2		2.50	0.33	1	2	2	1	0						2.83	
10	2T		1.43	x 0.13	2	1	0	1	1						1.56	
11	1A		1.21	x -0.07	-1	-1	-2	0	0						1.14	
			34.09												32.06	
Program Components			Factor													
Skating Skills			1.60			5.25	5.50	5.50	5.75	5.75						5.58
Transitions			1.60			4.25	5.25	5.25	5.50	5.25						5.25
Performance			1.60			4.75	5.25	5.50	5.75	5.75						5.50
Composition			1.60			5.25	5.50	5.25	6.00	6.00						5.58
Interpretation of the Music			1.60			5.25	5.50	5.50	6.00	6.00						5.67
Judges Total Program Component Score (factored)																44.13

Deductions	Falls: -2.00	-2.00
-------------------	--------------	--------------

< Under-rotated jump x Credit for highlight distribution, base value multiplied by 1.1

KMC ЮНИОРКИ FREE SKATING

JUDGES DETAILS PER SKATER

Rank	Name	Nation	Starting Number	Total Segment Score	Total Element Score	Program Component Score (factored)	Total Deductions
3	Елизавета УРБАНИЮК	ТОЛ	10	70.15	30.55	39.60	0.00

#	Executed Elements	Info	Base Value	GOE	J1	J2	J3	J4	J5	J6	J7	J8	J9	Ref	Scores of Panel	
1	2S+2T		2.60	0.17	1	2	1	1	2						2.77	
2	2A<<	<<	1.10	-0.44	-4	-4	-4	-4	-4						0.66	
3	2F		1.80	0.18	1	1	1	1	1						1.98	
4	2Lz+2Lo		3.80	0.21	1	1	1	1	0						4.01	
5	FCCoSp3V	nU	2.25	0.38	1	2	2	2	1						2.63	
6	2Lz		2.10	0.21	1	1	1	1	0						2.31	
7	2S+2Lo+2T		4.73	x 0.00	1	0	0	0	0						4.73	
8	CCoSp4		3.50	0.70	2	2	2	2	1						4.20	
9	StSq2		2.60	0.26	1	1	1	1	1						2.86	
10	2F		1.98	x 0.18	1	1	1	1	1						2.16	
11	SSp3		2.10	0.14	0	0	2	1	1						2.24	
			28.56												30.55	
Program Components			Factor													
Skating Skills			1.60			4.50	4.75	5.00	5.00	5.25						4.92
Transitions			1.60			4.00	4.50	5.00	5.00	5.00						4.83
Performance			1.60			4.25	4.75	4.75	5.25	5.25						4.92
Composition			1.60			4.75	4.75	5.25	5.25	5.50						5.08
Interpretation of the Music			1.60			4.75	4.75	5.00	5.25	5.50						5.00
Judges Total Program Component Score (factored)																39.60

Deductions	0.00
-------------------	-------------

<< Downgraded jump x Credit for highlight distribution, base value multiplied by 1.1

Rank	Name	Nation	Starting Number	Total Segment Score	Total Element Score	Program Component Score (factored)	Total Deductions
4	Елизавета ГЛУШКОВА	ТОЛ	9	69.07	31.34	37.73	0.00

#	Executed Elements	Info	Base Value	GOE	J1	J2	J3	J4	J5	J6	J7	J8	J9	Ref	Scores of Panel	
1	2Lz		2.10	0.00	1	1	0	-1	-1						2.10	
2	2T+2T		2.60	0.13	1	1	1	1	1						2.73	
3	2A		3.30	-1.21	-4	-3	-4	-3	-4						2.09	
4	LSp4		2.70	0.27	1	1	1	1	2						2.97	
5	StSq2		2.60	0.09	0	0	1	1	0						2.69	
6	2S		1.30	0.13	1	1	1	1	1						1.43	
7	2A+1Eu+2F		6.16	x 0.00	1	0	0	0	0						6.16	
8	2Lz+2T*	*	2.31	x 0.00	1	0	0	0	0						2.31	
9	2F		1.98	x 0.00	0	0	0	0	0						1.98	
10	FCCoSp4		3.50	-0.35	0	-1	-1	-1	-1						3.15	
11	CCoSp4		3.50	0.23	1	1	1	0	0						3.73	
			32.05												31.34	
Program Components			Factor													
Skating Skills			1.60			4.50	4.50	5.00	5.00	4.75						4.75
Transitions			1.60			4.25	4.25	4.50	4.75	4.75						4.50
Performance			1.60			4.50	4.50	5.00	4.75	4.50						4.58
Composition			1.60			4.75	4.75	5.00	5.00	5.00						4.92
Interpretation of the Music			1.60			4.75	4.75	4.75	5.00	5.00						4.83
Judges Total Program Component Score (factored)																37.73

Deductions	0.00
-------------------	-------------

* Invalid element x Credit for highlight distribution, base value multiplied by 1.1

KMC ЮНИОРКИ FREE SKATING

JUDGES DETAILS PER SKATER

Rank	Name	Nation	Starting Number	Total Segment Score	Total Element Score	Program Component Score (factored)	Total Deductions
5	Анастасия КОНОВАЛОВА	CAM	11	64.97	25.69	40.28	-1.00

#	Executed Elements	Info	Base Value	GOE	J1	J2	J3	J4	J5	J6	J7	J8	J9	Ref	Scores of Panel
1	2A<	<	2.64	-1.32	-5	-5	-5	-5	-5						1.32
2	2Lz+2Lo<<	<<	2.60	-0.63	-3	-3	-2	-3	-3						1.97
3	CCoSp3		3.00	0.00	0	1	1	-1	-1						3.00
4	StSq1		1.80	0.24	1	1	3	2	0						2.04
5	2F		1.80	0.18	0	1	1	1	1						1.98
6	2F<+1Eu+2S	<	3.24	-0.19	-2	-1	-1	-1	-2						3.05
7	2Lo	x	1.87	-0.11	0	0	-1	-1	-1						1.76
8	FSSp2		2.30	0.23	1	1	2	1	1						2.53
9	3S<<	<<	1.43	-0.52	-5	-4	-4	-4	-4						0.91
10	2A+2T		5.06	0.11	1	1	0	0	0						5.17
11	LSp2		1.90	0.06	1	0	0	0	1						1.96
			27.64												25.69
Program Components				Factor											
Skating Skills				1.60	4.50	5.00	5.25	5.25	5.25						5.17
Transitions				1.60	4.50	4.50	4.75	5.00	4.75						4.67
Performance				1.60	4.50	5.00	5.00	5.25	5.00						5.00
Composition				1.60	4.75	5.00	5.25	5.25	5.25						5.17
Interpretation of the Music				1.60	4.75	5.00	5.25	5.25	5.25						5.17
Judges Total Program Component Score (factored)															40.28

Deductions	Falls: -1.00	-1.00
-------------------	--------------	--------------

< Under-rotated jump << Downgraded jump x Credit for highlight distribution, base value multiplied by 1.1

Rank	Name	Nation	Starting Number	Total Segment Score	Total Element Score	Program Component Score (factored)	Total Deductions
6	София КИРЕЕВА	CAM	8	62.54	23.73	38.81	0.00

#	Executed Elements	Info	Base Value	GOE	J1	J2	J3	J4	J5	J6	J7	J8	J9	Ref	Scores of Panel
1	2A<	<	2.64	-0.88	-4	-4	-3	-3	-3						1.76
2	LSp4		2.70	0.36	2	2	1	1	1						3.06
3	StSq2		2.60	0.26	1	2	1	1	1						2.86
4	1S		0.40	-0.16	-3	-4	-4	-4	-4						0.24
5	FSSp1		2.00	0.20	1	1	1	1	1						2.20
6	2F+2T		3.10	-0.12	0	0	-1	-1	-1						2.98
7	3T<<	<<	1.43	-0.39	-3	-3	-3	-3	-3						1.04
8	2Lz+1Eu+2F	x	4.84	0.07	2	1	0	0	0						4.91
9	2Lo	x	1.87	0.06	1	0	-1	1	0						1.93
10	CCoSp2		2.50	0.25	1	1	1	1	0						2.75
			24.08												23.73
Program Components				Factor											
Skating Skills				1.60	4.75	4.75	4.75	5.00	4.75						4.75
Transitions				1.60	4.25	4.50	4.75	4.75	4.75						4.67
Performance				1.60	4.50	4.75	5.00	5.00	5.25						4.92
Composition				1.60	4.75	4.75	4.75	5.25	5.25						4.92
Interpretation of the Music				1.60	5.75	5.00	5.00	5.00	5.00						5.00
Judges Total Program Component Score (factored)															38.81

Deductions		0.00
-------------------	--	-------------

< Under-rotated jump << Downgraded jump x Credit for highlight distribution, base value multiplied by 1.1

KMC ЮНИОРКИ FREE SKATING

JUDGES DETAILS PER SKATER

Rank	Name	Nation	Starting Number	Total Segment Score	Total Element Score	Program Component Score (factored)	Total Deductions
7	Анжелика ОВЧАРЕНКО	CAM	7	61.27	24.33	36.94	0.00

#	Executed Elements	Info	Base Value	GOE	J1	J2	J3	J4	J5	J6	J7	J8	J9	Ref	Scores of Panel
1	2Lz		2.10	0.21	1	1	2	1	1						2.31
2	2A<<	<<	1.10	-0.33	-4	-3	-3	-3	-3						0.77
3	2F+1Eu+2S		3.60	0.06	0	1	1	0	-1						3.66
4	LSp2		1.90	0.00	1	0	0	0	0						1.90
5	StSq2		2.60	0.09	1	0	1	0	0						2.69
6	2Lz+2Lo		3.80	0.00	-1	0	0	0	0						3.80
7	3S<<+2T<	<<	2.57	x -0.39	-4	-3	-2	-2	-4						2.18
8	CCoSp4		3.50	0.23	1	0	1	1	0						3.73
9	2F		1.98	x 0.06	0	1	0	-2	1						2.04
10	3Lo<<	<<	1.87	x -0.62	-4	-4	-3	-4	-3						1.25
11	FCCoSp		0.00	0.00	-	-	-	-	-						0.00
			25.02												24.33
Program Components				Factor											
Skating Skills				1.60	4.50	4.75	4.75	4.75	4.75						4.75
Transitions				1.60	4.25	4.25	4.25	4.50	4.25						4.25
Performance				1.60	4.25	4.75	4.75	4.75	4.75						4.75
Composition				1.60	4.50	4.50	5.00	4.75	4.75						4.67
Interpretation of the Music				1.60	4.50	4.50	4.75	4.75	5.00						4.67
Judges Total Program Component Score (factored)															36.94

Deductions	0.00
-------------------	-------------

< Under-rotated jump << Downgraded jump x Credit for highlight distribution, base value multiplied by 1.1

Rank	Name	Nation	Starting Number	Total Segment Score	Total Element Score	Program Component Score (factored)	Total Deductions
8	Полина ТИМОШЕНКО	CAM	5	59.70	27.02	34.68	-2.00

#	Executed Elements	Info	Base Value	GOE	J1	J2	J3	J4	J5	J6	J7	J8	J9	Ref	Scores of Panel
1	2A+1Eu+2F		5.60	0.66	2	2	2	2	1						6.26
2	3S<<	<<	1.30	-0.65	-5	-5	-5	-5	-5						0.65
3	FCCoSp2		2.50	0.25	1	1	1	1	0						2.75
4	2A		3.30	0.00	0	0	0	0	0						3.30
5	2F		1.80	0.18	1	1	0	1	1						1.98
6	2Lo		1.87	x -0.85	-5	-5	-5	-5	-5						1.02
7	CCoSp2		2.50	-0.17	-1	-1	0	-1	0						2.33
8	StSq2		2.60	0.00	0	0	0	0	1						2.60
9	2Lze+2T<	<	2.99	x -0.61	-3	-4	-4	-4	-2						2.38
10	2Lze	e	1.85	x -0.50	-3	-3	-3	-3	-3						1.35
11	LSp3		2.40	0.00	0	0	0	0	0						2.40
			28.71												27.02
Program Components				Factor											
Skating Skills				1.60	4.25	4.50	4.50	4.50	4.25						4.42
Transitions				1.60	3.75	4.00	3.75	4.25	4.00						3.92
Performance				1.60	4.25	4.50	4.50	4.50	4.50						4.50
Composition				1.60	4.25	4.25	4.50	4.50	4.50						4.42
Interpretation of the Music				1.60	4.25	4.25	4.50	4.50	4.75						4.42
Judges Total Program Component Score (factored)															34.68

Deductions	Falls: -2.00	-2.00
-------------------	--------------	--------------

< Under-rotated jump << Downgraded jump x Credit for highlight distribution, base value multiplied by 1.1 e Wrong edge

KMC ЮНИОРКИ FREE SKATING

JUDGES DETAILS PER SKATER

Rank	Name	Nation	Starting Number	Total Segment Score	Total Element Score	Program Component Score (factored)	Total Deductions
9	Елизавета СКОБЕЛЕВА	ТОЛ	6	59.32	26.46	35.86	-3.00

#	Executed Elements	Info	Base Value	GOE	J1	J2	J3	J4	J5	J6	J7	J8	J9	Ref	Scores of Panel	
1	3S<<	<<	1.30	-0.26	-3	-2	-2	-2	-2						1.04	
2	2A<<	<<	1.10	-0.55	-5	-5	-5	-5	-5						0.55	
3	2Lz		2.10	0.21	1	1	1	1	0						2.31	
4	FCCoSp3		3.00	0.30	1	1	1	1	1						3.30	
5	2A<<	<<	1.10	-0.55	-5	-5	-5	-5	-5						0.55	
6	LSp3		2.40	0.00	0	0	0	0	0						2.40	
7	2F+1Eu+2S		3.96	x 0.06	0	0	1	1	0						4.02	
8	2Lz+2T		3.74	x 0.07	0	0	1	1	0						3.81	
9	2Lo+2T		3.30	x -0.17	-1	-1	-1	-1	-2						3.13	
10	CCoSp2		2.50	0.25	1	1	1	1	1						2.75	
11	StSq2		2.60	0.00	0	1	0	0	0						2.60	
			27.10												26.46	
Program Components			Factor													
Skating Skills			1.60		4.25	4.50	4.50	4.50	4.50						4.50	
Transitions			1.60		4.00	4.00	4.50	4.50	4.25						4.25	
Performance			1.60		4.25	4.25	4.75	4.75	4.50						4.50	
Composition			1.60		4.50	4.25	4.75	4.75	4.50						4.58	
Interpretation of the Music			1.60		4.50	4.25	4.50	4.75	4.75						4.58	
Judges Total Program Component Score (factored)																35.86

Deductions	Falls: -3.00	-3.00
-------------------	--------------	--------------

<< Downgraded jump x Credit for highlight distribution, base value multiplied by 1.1

Rank	Name	Nation	Starting Number	Total Segment Score	Total Element Score	Program Component Score (factored)	Total Deductions
10	Анна СКУРУК	CAM	4	55.05	23.85	31.20	0.00

#	Executed Elements	Info	Base Value	GOE	J1	J2	J3	J4	J5	J6	J7	J8	J9	Ref	Scores of Panel	
1	CCoSp3		3.00	0.20	0	1	1	0	1						3.20	
2	2S		1.30	-0.39	-4	-3	-3	-3	-2						0.91	
3	2Lz+2T		3.40	0.00	0	0	0	0	-1						3.40	
4	FCCoSp4		3.50	0.00	0	0	0	0	1						3.50	
5	2A<<	<<	1.10	-0.48	-5	-5	-4	-4	-4						0.62	
6	StSq2		2.60	0.26	1	1	1	1	0						2.86	
7	2Lo<+1A+SEQ	<	1.97	-0.23	-2	-2	0	-1	-2						1.74	
8	LSp4		2.70	0.00	0	0	0	0	-1						2.70	
9	2S+1Eu+2F<	<	3.56	x -0.38	-4	-3	-2	-2	-3						3.18	
10	2T		1.43	x -0.09	0	0	-1	-1	-2						1.34	
11	2F<<	<<	0.55	x -0.15	-3	-3	-2	-3	-3						0.40	
			25.11												23.85	
Program Components			Factor													
Skating Skills			1.60		4.00	4.00	4.00	4.00	4.00						4.00	
Transitions			1.60		3.75	3.75	3.75	3.75	3.75						3.75	
Performance			1.60		3.75	3.75	3.75	3.75	4.25						3.75	
Composition			1.60		4.00	4.00	4.00	4.00	3.75						4.00	
Interpretation of the Music			1.60		4.00	4.00	4.00	4.00	4.00						4.00	
Judges Total Program Component Score (factored)																31.20

Deductions		0.00
-------------------	--	-------------

< Under-rotated jump << Downgraded jump x Credit for highlight distribution, base value multiplied by 1.1

KMC ЮНИОРКИ FREE SKATING

JUDGES DETAILS PER SKATER

Rank	Name	Nation	Starting Number	Total Segment Score	Total Element Score	Program Component Score (factored)	Total Deductions
11	Анна АНТОШКИНА	CAM	1	50.01	21.81	29.20	-1.00

#	Executed Elements	Info	Base Value	GOE	J1	J2	J3	J4	J5	J6	J7	J8	J9	Ref	Scores of Panel	
1	CCoSp4		3.50	0.23	1	1	1	0	0						3.73	
2	2S		1.30	-0.30	-3	-3	-2	-2	-2						1.00	
3	1F		0.50	-0.08	-1	-1	-2	-2	-3						0.42	
4	2A<<	<<	1.10	-0.44	-4	-4	-4	-4	-4						0.66	
5	2Lo		1.70	-0.85	-5	-5	-5	-5	-5						0.85	
6	FCCoSp4		3.50	0.00	0	0	0	0	0						3.50	
7	StSq1		1.80	0.00	0	0	0	0	-1						1.80	
8	2Lo		1.87	x -0.23	-2	-2	-1	-1	-1						1.64	
9	2Lz+1Eu+2S		4.29	x -0.07	0	0	-1	-1	0						4.22	
10	2F<	<	1.58	x -0.29	-2	-2	-2	-1	-2						1.29	
11	LSp4		2.70	0.00	0	1	0	0	0						2.70	
			23.84												21.81	
Program Components			Factor													
Skating Skills			1.60			4.00	3.75	3.50	3.50	3.50						3.58
Transitions			1.60			3.75	3.50	3.25	3.25	3.50						3.42
Performance			1.60			3.75	3.75	3.25	3.50	3.75						3.67
Composition			1.60			4.00	3.75	3.75	3.75	3.75						3.75
Interpretation of the Music			1.60			4.00	4.00	3.75	3.50	3.75						3.83
Judges Total Program Component Score (factored)																29.20

Deductions	Falls: -1.00	-1.00
-------------------	--------------	--------------

< Under-rotated jump << Downgraded jump x Credit for highlight distribution, base value multiplied by 1.1

Rank	Name	Nation	Starting Number	Total Segment Score	Total Element Score	Program Component Score (factored)	Total Deductions
12	Ульяна КАРАСЕВА	CAM	3	43.44	18.24	27.20	-2.00

#	Executed Elements	Info	Base Value	GOE	J1	J2	J3	J4	J5	J6	J7	J8	J9	Ref	Scores of Panel	
1	CCoSp3		3.00	0.40	1	1	2	2	1						3.40	
2	2F+2T		3.10	-0.36	-3	-2	-2	-2	-2						2.74	
3	3Lo<<	<<	1.70	-0.62	-4	-4	-4	-3	-3						1.08	
4	FCSp1		1.90	-0.13	0	0	-1	-1	-1						1.77	
5	2Lz		2.10	-1.05	-5	-5	-5	-5	-5						1.05	
6	StSqB		1.50	-0.05	0	0	-1	-1	0						1.45	
7	1A<<	<<	0.00	0.00	-	-	-	-	-						0.00	
8	2S		1.43	x -0.09	0	0	0	-2	-2						1.34	
9	2F		1.98	x -0.54	-4	-3	-3	-3	-3						1.44	
10	2Lo		1.87	x 0.00	0	0	0	0	0						1.87	
11	SSp3		2.10	0.00	0	0	0	0	0						2.10	
			20.68												18.24	
Program Components			Factor													
Skating Skills			1.60			3.50	3.50	3.50	3.50	4.00						3.50
Transitions			1.60			3.25	3.25	2.75	3.25	3.50						3.25
Performance			1.60			3.25	3.50	3.25	3.25	3.75						3.33
Composition			1.60			3.50	3.50	3.50	3.25	3.75						3.50
Interpretation of the Music			1.60			3.50	3.50	3.25	3.25	3.75						3.42
Judges Total Program Component Score (factored)																27.20

Deductions	Falls: -2.00	-2.00
-------------------	--------------	--------------

<< Downgraded jump x Credit for highlight distribution, base value multiplied by 1.1

KMC ЮНИОРКИ FREE SKATING

JUDGES DETAILS PER SKATER

Rank	Name	Nation	Starting Number	Total Segment Score	Total Element Score	Program Component Score (factored)	Total Deductions
13	Айгуль АЛТЫНБАЕВА	CAM	2	39.03	11.43	27.60	0.00

#	Executed Elements	Info	Base Value	GOE	J1	J2	J3	J4	J5	J6	J7	J8	J9	Ref	Scores of Panel
1	FCCoSp2V	nC	1.88	-0.13	0	-1	-1	-1	0						1.75
2	2S		1.30	0.04	1	1	0	0	0						1.34
3	2Lo<<	<<	0.50	-0.15	-3	-3	-3	-3	-3						0.35
4	StSq1		1.80	0.00	0	0	0	0	0						1.80
5	CCoSp2V	nS	1.88	0.00	0	0	-2	0	0						1.88
6	1F		0.50	-0.20	-5	-3	-4	-4	-4						0.30
7	2Lze<<+1Eu+2F<<	<<	1.63	x -0.20	-4	-4	-4	-4	-4						1.43
8	2A<<	<<	1.21	x -0.48	-5	-5	-4	-4	-4						0.73
9	2F<<	<<	0.55	x -0.20	-4	-4	-4	-4	-4						0.35
10	LSp1		1.50	0.00	0	0	0	0	-1						1.50
			12.75											11.43	
Program Components				Factor											
Skating Skills				1.60	3.75	3.50	3.25	3.25	3.75					3.50	
Transitions				1.60	3.75	3.25	3.00	3.00	3.50					3.25	
Performance				1.60	3.75	3.50	3.25	3.25	4.00					3.50	
Composition				1.60	4.00	3.50	3.50	3.25	3.50					3.50	
Interpretation of the Music				1.60	3.75	3.50	3.25	3.25	3.75					3.50	
Judges Total Program Component Score (factored)														27.60	
Deductions														0.00	

<< Downgraded jump x Credit for highlight distribution, base value multiplied by 1.1 e Wrong edge

printed: 13.11.2020 16:49:33

**ЧЕМПИОНАТ И ПЕРВЕНСТВО ГОРОДСКОГО ОКРУГА САМАРА
ПО ФИГУРНОМУ КАТАНИЮ НА КОНЬКАХ**

г. Самара, ФСК «Орбита»

11-13 ноября 2020г.

**ОДИНОЧНОЕ КАТАНИЕ
КМС
ЮНИОРЫ**

ОКОНЧАТЕЛЬНЫЕ РЕЗУЛЬТАТЫ

ОК	КП	ПП	Фамилия Имя	Год рожде ния	Организация	Город	Очки
1	1	2	Словягин Арсений	2006	СШОР №13 "Волгарь"	Тольятти	124,94
2	3	1	Болдырев Егор	2004	ГАУ СШОР №1	Самара	117,73
3	2	3	Гриднев Данила	2003	СШОР №13 "Волгарь"	Тольятти	113,35
4	4	4	Попов Виталий	2005	МБУ ДО «ДЮСШ №10» г.о. Самара	Самара	75,36

Технический контролёр



Юнусова Елизавета Самара ВК

Старший судья



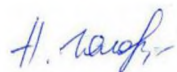
Харчева Ольга Самара ВК

Главный судья,
председатель судейской коллегии




Юнусова Елизавета Самара ВК

Главный секретарь



Головастова Наталия Самара 1К

Президент СООО «Федерация фигурного
катания на коньках»



Богуш Вера Самара ВК

ЧЕМПИОНАТ И ПЕРВЕНСТВО ГОРОДСКОГО ОКРУГА САМАРА
ПО ФИГУРНОМУ КАТАНИЮ НА КОНЬКАХ

г. Самара, ФСК «Орбита»

11-13 ноября 2020г.

КМС



1 Место – Словягин Андрей

2 Место – Болдырев Егор

3 Место – Гриднев Данила

КМС ЮНИОРЫ SHORT PROGRAM

JUDGES DETAILS PER SKATER

Rank	Name	Nation	Starting Number	Total Segment Score	Total Element Score	Program Component Score (factored)	Total Deductions
1	Арсений СЛОВЯГИН	ТОЛ	4	48.31	22.39	27.92	-2.00

#	Executed Elements	Info	Base Value	GOE	J1	J2	J3	J4	J5	J6	J7	J8	J9	Ref	Scores of Panel
1	3T+2T		5.50	-0.42	-1	0	-1	-1	-1						5.08
2	3Lz<	<	4.72	-2.36	-5	-5	-5	-5	-5						2.36
3	FCSp3		2.80	0.19	1	1	1	0	-1						2.99
4	CSSp4		3.00	0.60	2	2	2	1	2						3.60
5	2A		3.63	x 0.77	2	2	3	3	2						4.40
6	StSq3		3.30	0.66	2	2	2	2	1						3.96
7	CCoSp		0.00	0.00	-	-	-	-	-						0.00
			22.95												22.39
Program Components			Factor												
Skating Skills			1.00		5.50	5.50	5.75	5.50	5.50						5.50
Transitions			1.00		5.25	5.25	5.50	5.50	5.50						5.42
Performance			1.00		5.50	5.50	5.50	5.50	6.00						5.50
Composition			1.00		5.75	5.50	5.75	5.75	5.75						5.75
Interpretation of the Music			1.00		5.75	5.50	5.75	5.75	6.00						5.75
Judges Total Program Component Score (factored)															27.92

Deductions	Falls: -2.00	-2.00
-------------------	--------------	--------------

< Under-rotated jump x Credit for highlight distribution, base value multiplied by 1.1

Rank	Name	Nation	Starting Number	Total Segment Score	Total Element Score	Program Component Score (factored)	Total Deductions
2	Данила ГРИДНЕВ	ТОЛ	2	42.40	20.06	23.34	-1.00

#	Executed Elements	Info	Base Value	GOE	J1	J2	J3	J4	J5	J6	J7	J8	J9	Ref	Scores of Panel
1	3S<+COMBO	<	3.44	-1.72	-5	-5	-5	-5	-5						1.72
2	2Lz		2.10	0.14	0	1	1	1	0						2.24
3	FCSp2		2.30	0.00	0	0	0	0	0						2.30
4	StSq2		2.60	0.00	0	0	1	0	0						2.60
5	CSSp4		3.00	0.40	1	1	2	2	1						3.40
6	2A		3.63	x 0.44	1	2	1	2	1						4.07
7	CCoSp4		3.50	0.23	0	2	1	1	0						3.73
			20.57												20.06
Program Components			Factor												
Skating Skills			1.00		4.50	4.50	5.00	5.00	4.75						4.75
Transitions			1.00		4.25	4.50	4.75	4.75	4.25						4.50
Performance			1.00		4.50	4.75	5.00	5.00	4.25						4.75
Composition			1.00		4.50	4.50	5.00	5.00	4.25						4.67
Interpretation of the Music			1.00		4.50	4.50	5.00	5.25	4.50						4.67
Judges Total Program Component Score (factored)															23.34

Deductions	Falls: -1.00	-1.00
-------------------	--------------	--------------

< Under-rotated jump x Credit for highlight distribution, base value multiplied by 1.1

KMC ЮНИОРЫ SHORT PROGRAM

JUDGES DETAILS PER SKATER

Rank	Name	Nation	Starting Number	Total Segment Score	Total Element Score	Program Component Score (factored)	Total Deductions
3	Егор БОЛДЫРЕВ	CAM	3	40.39	17.14	24.25	-1.00

#	Executed Elements	Info	Base Value	GOE	J1	J2	J3	J4	J5	J6	J7	J8	J9	Ref	Scores of Panel
1	2A		3.30	-1.65	-5	-5	-5	-5	-5						1.65
2	3S<<+2T<	<<	2.34	-0.52	-4	-4	-3	-4	-4						1.82
3	CCoSp3		3.00	0.20	0	1	1	1	0						3.20
4	StSq2		2.60	0.43	1	2	2	2	0						3.03
5	2Lz		2.31	x -0.07	1	0	0	-1	-2						2.24
6	CSSp4		3.00	0.30	1	1	1	1	0						3.30
7	FCSp1		1.90	0.00	0	1	0	0	0						1.90
			18.45												17.14
Program Components				Factor											
Skating Skills				1.00	4.75	4.75	4.75	4.75	4.25						4.75
Transitions				1.00	4.25	4.50	4.75	4.75	4.25						4.50
Performance				1.00	4.50	5.25	5.00	5.25	5.00						5.08
Composition				1.00	4.75	5.00	5.25	5.25	4.50						5.00
Interpretation of the Music				1.00	4.75	5.00	5.00	5.00	4.75						4.92
Judges Total Program Component Score (factored)															24.25

Deductions	Falls: -1.00	-1.00
-------------------	--------------	--------------

< Under-rotated jump << Downgraded jump x Credit for highlight distribution, base value multiplied by 1.1

Rank	Name	Nation	Starting Number	Total Segment Score	Total Element Score	Program Component Score (factored)	Total Deductions
4	Виталий ПОПОВ	CAM	1	27.54	11.37	17.17	-1.00

#	Executed Elements	Info	Base Value	GOE	J1	J2	J3	J4	J5	J6	J7	J8	J9	Ref	Scores of Panel
1	CCoSp3		3.00	0.00	0	0	0	0	0						3.00
2	3S<<+COMBO+2T<<*	*	1.30	-0.65	-5	-5	-5	-5	-5						0.65
3	FCSp2		2.30	0.00	-1	0	0	0	0						2.30
4	2A<<	<<	1.10	-0.44	-5	-4	-4	-4	-4						0.66
5	StSq1		1.80	-0.06	-1	0	0	0	-1						1.74
6	CSSp3		2.60	0.00	-1	0	0	0	0						2.60
7	2Lz<<	<<	0.66	x -0.24	-5	-4	-4	-4	-4						0.42
			12.76												11.37
Program Components				Factor											
Skating Skills				1.00	3.50	3.50	3.50	3.50	3.75						3.50
Transitions				1.00	3.25	3.25	3.25	3.25	3.50						3.25
Performance				1.00	3.50	3.50	3.25	3.25	3.50						3.42
Composition				1.00	3.25	3.25	3.50	3.50	3.75						3.42
Interpretation of the Music				1.00	3.50	3.25	3.75	3.50	3.75						3.58
Judges Total Program Component Score (factored)															17.17

Deductions	Falls: -1.00	-1.00
-------------------	--------------	--------------

<< Downgraded jump * Invalid element x Credit for highlight distribution, base value multiplied by 1.1

printed: 10.11.2020 14:22:02

КМС ЮНИОРЫ

RESULT DETAILS SHORT PROGRAM

Pl.	Name	Nation	Total Segment Score =	Total Element Score +	Tot. Prog. Comp. Score * +	SS	TR	PE	CO	IN	Deduct. -
1	Арсений СЛОВЯГИН	ТОЛ	48.31	22.39	27.92	5.50	5.42	5.50	5.75	5.75	2.00
2	Данила ГРИДНЕВ	ТОЛ	42.40	20.06	23.34	4.75	4.50	4.75	4.67	4.67	1.00
3	Егор БОЛДЫРЕВ	CAM	40.39	17.14	24.25	4.75	4.50	5.08	5.00	4.92	1.00
4	Виталий ПОПОВ	CAM	27.54	11.37	17.17	3.50	3.25	3.42	3.42	3.58	1.00

SS = Skating Skills

TR = Transitions

PE = Performance

CO = Composition

IN = Interpretation of the Music

* = factored score

Printed: 10.11.2020 14:21:37

КМС ЮНИОРЫ

RESULT DETAILS FREE SKATING

Pl.	Name	Nation	Total Segment Score =	Total Element Score +	Tot. Prog. Comp. Score * +	SS	TR	PE	CO	IN	Deduct. -
1	Егор БОЛДЫРЕВ	CAM	77.34	29.50	47.84	4.58	4.42	5.00	4.92	5.00	0.00
2	Арсений СЛОВЯГИН	ТОЛ	76.63	25.45	55.18	5.50	5.25	5.50	5.67	5.67	4.00
3	Данила ГРИДНЕВ	ТОЛ	70.95	24.27	46.68	4.67	4.50	4.67	4.83	4.67	0.00
4	Виталий ПОПОВ	CAM	47.82	16.98	33.84	3.42	3.33	3.42	3.33	3.42	3.00

SS = Skating Skills

TR = Transitions

PE = Performance

CO = Composition

IN = Interpretation of the Music

* = factored score

Printed: 13.11.2020 17:14:29

KMC ЮНИОРЫ FREE SKATING

JUDGES DETAILS PER SKATER

Rank	Name	Nation	Starting Number	Total Segment Score	Total Element Score	Program Component Score (factored)	Total Deductions
1	Егор БОЛДЫРЕВ	CAM	2	77.34	29.50	47.84	0.00

#	Executed Elements	Info	Base Value	GOE	J1	J2	J3	J4	J5	J6	J7	J8	J9	Ref	Scores of Panel
1	3S<<	<<	1.30	-0.39	-4	-3	-3	-3	-3						0.91
2	2A+1Eu+2S		5.10	0.11	1	1	0	0	-2						5.21
3	CCSp1		2.00	0.00	0	0	0	0	0						2.00
4	2Lz+2T		3.40	0.00	0	0	0	0	-1						3.40
5	2A		3.30	0.33	1	1	1	1	1						3.63
6	StSq2		2.60	0.26	1	1	1	1	1						2.86
7	2F+2T<	<	3.12	x -0.24	-2	-2	-1	-1	-1						2.88
8	2Lz	x	2.31	x 0.00	1	0	0	0	0						2.31
9	FSSp2		2.30	0.15	0	1	1	1	0						2.45
10	CCoSp4		3.50	0.35	1	1	1	1	0						3.85
			28.93												29.50
Program Components				Factor											
Skating Skills				2.00	4.25	4.75	4.75	5.00	4.25						4.58
Transitions				2.00	4.25	4.50	4.50	4.75	4.25						4.42
Performance				2.00	4.50	5.00	5.00	5.25	5.00						5.00
Composition				2.00	4.50	5.00	5.00	5.00	4.75						4.92
Interpretation of the Music				2.00	4.50	5.00	5.00	5.00	5.00						5.00
Judges Total Program Component Score (factored)															47.84

Deductions	0.00
-------------------	-------------

< Under-rotated jump << Downgraded jump x Credit for highlight distribution, base value multiplied by 1.1

Rank	Name	Nation	Starting Number	Total Segment Score	Total Element Score	Program Component Score (factored)	Total Deductions
2	Арсений СЛОВЯГИН	ТОЛ	4	76.63	25.45	55.18	-4.00

#	Executed Elements	Info	Base Value	GOE	J1	J2	J3	J4	J5	J6	J7	J8	J9	Ref	Scores of Panel
1	3T		4.20	-2.10	-5	-5	-5	-4	-5						2.10
2	3S<	<	3.44	-1.03	-4	-3	-2	-2	-4						2.41
3	3Lz<<	<<	2.10	-1.05	-5	-5	-5	-5	-5						1.05
4	3S+REP		3.01	-2.15	-5	-5	-5	-5	-5						0.86
5	FCoSp1V	nS	1.28	0.09	0	0	1	1	1						1.37
6	2A	x	3.63	x 0.44	1	2	2	1	1						4.07
7	CSSp4		3.00	0.50	1	1	2	2	2						3.50
8	StSq3		3.30	0.33	2	2	0	1	-1						3.63
9	3T<+REP	<	2.59	x -1.01	-3	-2	-3	-3	-3						1.58
10	2A<	<	2.90	x -1.32	-5	-5	-5	-5	-5						1.58
11	CCoSp3		3.00	0.30	1	0	1	2	1						3.30
			32.45												25.45
Program Components				Factor											
Skating Skills				2.00	5.25	5.50	5.50	5.50	5.50						5.50
Transitions				2.00	5.25	5.25	5.25	5.25	5.25						5.25
Performance				2.00	4.50	5.50	5.50	5.50	6.00						5.50
Composition				2.00	5.50	5.50	5.75	5.75	6.00						5.67
Interpretation of the Music				2.00	5.50	5.50	5.75	5.75	5.75						5.67
Judges Total Program Component Score (factored)															55.18

Deductions	Falls: -4.00	-4.00
-------------------	--------------	--------------

< Under-rotated jump << Downgraded jump x Credit for highlight distribution, base value multiplied by 1.1 REP Jump repetition

КМС ЮНИОРЫ FREE SKATING

JUDGES DETAILS PER SKATER

Rank	Name	Nation	Starting Number	Total Segment Score	Total Element Score	Program Component Score (factored)	Total Deductions
3	Данила ГРИДНЕВ	ТОЛ	3	70.95	24.27	46.68	0.00

#	Executed Elements	Info	Base Value	GOE	J1	J2	J3	J4	J5	J6	J7	J8	J9	Ref	Scores of Panel
1	FCCoSp4		3.50	0.12	0	0	1	1	0						3.62
2	2Lz		2.10	0.35	2	2	1	2	0						2.45
3	2Lo<<	<<	0.50	-0.20	-5	-4	-4	-4	-4						0.30
4	3S<+1T	<	3.84	-0.92	-3	-2	-3	-3	-2						2.92
5	StSq2		2.60	0.00	0	0	0	1	0						2.60
6	2A		3.30	-0.66	-2	-2	-2	-2	-2						2.64
7	FSSp4		3.00	0.20	0	2	1	1	0						3.20
8	2F		1.98	x 0.18	2	1	1	1	0						2.16
9	2S<<	<<	0.44	x -0.11	-2	-2	-3	-3	-3						0.33
10	1Lo		0.55	x 0.00	0	0	-1	0	0						0.55
11	CCoSp4		3.50	0.00	0	0	0	0	0						3.50
			25.31												24.27
Program Components				Factor											
Skating Skills				2.00	4.50	4.75	5.00	4.75	4.50						4.67
Transitions				2.00	4.25	4.50	4.75	4.75	3.75						4.50
Performance				2.00	4.50	4.75	4.75	4.75	4.00						4.67
Composition				2.00	4.75	4.75	5.00	5.00	4.25						4.83
Interpretation of the Music				2.00	4.50	4.75	4.75	5.00	4.25						4.67
Judges Total Program Component Score (factored)															46.68

Deductions	0.00
-------------------	-------------

< Under-rotated jump << Downgraded jump x Credit for highlight distribution, base value multiplied by 1.1

Rank	Name	Nation	Starting Number	Total Segment Score	Total Element Score	Program Component Score (factored)	Total Deductions
4	Виталий ПОПОВ	CAM	1	47.82	16.98	33.84	-3.00

#	Executed Elements	Info	Base Value	GOE	J1	J2	J3	J4	J5	J6	J7	J8	J9	Ref	Scores of Panel
1	3S<<	<<	1.30	-0.52	-5	-4	-4	-4	-4						0.78
2	2Lz+2T<	<	3.14	-0.84	-4	-4	-4	-4	-4						2.30
3	2Lz+2T<	<	3.14	-1.05	-5	-5	-5	-5	-5						2.09
4	FCSp1		1.90	-0.19	-1	-1	-1	-1	0						1.71
5	StSq1		1.80	-0.18	-1	0	-1	-5	-1						1.62
6	2A<<	<<	1.10	-0.55	-5	-5	-5	-5	-5						0.55
7	2S		1.43	x -0.52	-5	-4	-4	-4	-4						0.91
8	CCoSp1		2.00	-0.20	-1	-1	-1	-1	-1						1.80
9	2F		1.98	x -0.54	-3	-3	-3	-3	-3						1.44
10	2F		1.98	x -0.90	-5	-5	-5	-5	-5						1.08
11	CSSp4		3.00	-0.30	-1	-1	-1	-1	-1						2.70
			22.77												16.98
Program Components				Factor											
Skating Skills				2.00	3.75	3.50	3.25	3.25	3.50						3.42
Transitions				2.00	3.50	3.50	3.00	3.25	3.25						3.33
Performance				2.00	3.75	3.50	3.25	3.25	3.50						3.42
Composition				2.00	3.50	3.50	3.25	3.25	3.25						3.33
Interpretation of the Music				2.00	3.50	3.50	3.50	3.25	3.25						3.42
Judges Total Program Component Score (factored)															33.84

Deductions	Falls: -3.00	-3.00
-------------------	--------------	--------------

< Under-rotated jump << Downgraded jump x Credit for highlight distribution, base value multiplied by 1.1