

# PROTOCOL





**JUNIOR GRAND PRIX OF FIGURE SKATING 2023 / 2024**  
**October 04 – 07, 2023 – Yerevan / ARM**



# **Protocol**

of the

**ISU Junior Grand Prix of Figure Skating 2023/24**

## **Armenian Cup 2023**

organized by the

**Figure Skating Federation of Armenia**

with the authorization of the

**International Skating Union**

held in

**Yerevan / ARM**

**October 04 - 07, 2023**

The events of the  
ISU Junior Grand Prix of Figure Skating  
Armenian Cup 2023  
took place at the

**Figure Skating and Ice Hockey School "Ice Arena"**

an artificial and heated indoor ice surface.

Official OC Partner:





## International Skating Union (ISU)

### Council

**President:** Jae Youl Kim Republic of Korea

### 1st Vice President

Speed Skating: Tron Espeli Norway

### Vice President

Figure Skating: Benoit Lavoie Canada

### Members

Figure Skating: Patricia St. Peter USA  
 Tatsuro Matsumura Japan  
 Susanna Rahkamo Finland  
 György Elek Hungary  
 Maria Teresa Samaranch Spain

Speed Skating: Suwanna Silpa-Archa Thailand  
 Sergio Anesi Italy  
 Stoytcho G. Stoytchev Bulgaria  
 Alexander Kibalko Russia  
 Albert Hazelhoff Netherlands

Athletes Representative: Eric Radford Canada

Director General: Fredi Schmid Switzerland  
 Treasurer: Ulrich Linder Switzerland  
 Legal Advisors: Michael Geistlinger Austria

Figure Skating Technical Sports Director: vacant

Speed Skating Technical Sports Director: Hugo Herrnhof Italy

### Technical Committees

#### Single & Pair Skating

Chairperson: Fabio Bianchetti Italy  
 Members: Leena Laaksonen Finland  
 Yukiko Okabe Japan  
 Emilie Billow Sweden  
 Susan Lynch Australia  
 Appointed Skater: Cong Han China  
 Appointed Coach: Patrick Meier Switzerland

#### Ice Dance

Chairperson: Shawn Rettstatt USA  
 Members: Hilary Selby Great Britain  
 David Molina France  
 Ingrid Charlotte Wolter Germany  
 Appointed Skater: Kaitlyn Weaver Canada  
 Appointed Coach: Alper Uçar Türkiye

#### Synchronized Skating

Chairperson: Philippe Maitrot France  
 Members: Petra Tyrbo Sweden  
 Lois Long USA  
 Nina Bischoff Switzerland  
 Appointed Skater: Ida Hellström Finland  
 Appointed Coach: Cathy Dalton Canada

Official OC Partner:





## Time Schedule

Wednesday, October 4, 2023	10:30	Team Leaders Meeting
	11:30	Medical Meeting
	16:30	Referee & Technical Controller Meeting
	17:30	Judges Draw & Meeting
Thursday, October 5, 2023	14:00	JUNIOR WOMEN – Short Program
	19:15	JUNIOR MEN – Short Program
Friday, October 6, 2023	14:30	JUNIOR ICE DANCE – Rhythm Dance
	16:45	JUNIOR WOMEN – Free Skating
		Victory Ceremony – Junior Women
Saturday, October 7, 2023	12:00	JUNIOR ICE DANCE – Free Dance
	14:20	JUNIOR MEN – Free Skating
		Victory Ceremonies – Junior Men Junior Ice Dance

Official OC Partner:





# JUNIOR GRAND PRIX OF FIGURE SKATING 2023 / 2024

## October 04 – 07, 2023 – Yerevan / ARM



### Participating ISU Members and Entries

Member		Junior Men	Junior Women	Junior Ice Dance	Total
Armenia	ARM	2	2	0	4
Austria	AUT	0	1	0	1
Belgium	BEL	1	0	0	1
Bulgaria	BUL	1	1	0	2
Canada	CAN	2	0	2	6
Croatia	CRO	0	1	0	1
Czech Republic	CZE	0	1	0	1
Spain	ESP	1	0	1	3
Estonia	EST	0	1	0	1
France	FRA	1	1	2	6
Great Britain	GBR	1	0	1	3
Georgia	GEO	0	1	0	1
Hong Kong, China	HKG	1	1	0	2
Hungary	HUN	0	1	0	1
Ireland	IRL	0	1	0	1
Israel	ISR	1	1	1	4
Italy	ITA	0	1	1	3
Japan	JPN	1	2	0	3
Kazakhstan	KAZ	1	1	1	4
Kyrgyzstan	KGZ	0	1	0	1
Republic of Korea	KOR	1	2	0	3
Latvia	LAT	1	1	0	2
Lithuania	LTU	1	1	0	2
Luxembourg	LUX	0	1	0	1
Netherlands	NED	0	1	0	1
Peru	PER	0	1	0	1
Philippines	PHI	0	1	0	1
Poland	POL	1	1	0	2
Romania	ROU	0	1	0	1
Slovenia	SLO	1	1	0	2
Switzerland	SUI	0	2	1	4
United States of America	USA	2	2	1	6
Uzbekistan	UZB	1	1	0	2
		<b>21</b>	<b>34</b>	<b>11</b>	<b>77</b>
<b>Nations</b>		18	29	9	33

06/10/2023 08:41:25 UTC

Official OC Partner:





## **ISU Event Officials**

### **ISU Event Manager**

Mr. Wieland LÜDERS

### **ISU Regional Assistant Event Manager**

Mr. Margus HERNITS

### **MEN**

Referee

Ms. Rebecca ANDREW

Technical Controller

Ms. Kari-Anne OLSEN

Technical Specialist

Ms. Tamara DOROFJEV

Technical Specialist

Mr. Cornel GHEORGHE

Data Operator

Ms. Doroteja SIMUNIC

Replay Operator

Ms. Jana VANOVA

### **WOMEN**

Referee

Mr. Eddy WU

Technical Controller

Ms. Anna SIEROCKA

Technical Specialist

Ms. Olga BARANOVA

Technical Specialist

Ms. Alja PAHOR

Data Operator

Ms. Jana VANOVA

Replay Operator

Ms. Doroteja SIMUNIC

### **ICE DANCE**

Referee

Ms. Rossella CECCATTINI

Technical Controller

Mr. Hal MARRON

Technical Specialist

Ms. Slavka GRINCOVA

Technical Specialist

Mr. Rock LEMAY

Data Operator

Ms. Doroteja SIMUNIC

Replay Operator

Ms. Jana VANOVA

Official OC Partner:





## **ORGANIZING COMMITTEE**

OC Head	Sarkis TEWANIAN
Local Event Coordinator	Piotr NOWAK
Accreditation Coordinator	Maria ERASHOVA
Printing Office	Armen TER-GAZARIAN
Coordination Announcer / Music	Maja TANDECKA
Transportation	Jura PANOSYAN
Off-Ice Functions and Meetings	Emil DANIELYAN



**JUNIOR WOMEN**

<b>Figure Skating and Ice Hockey School "Ice Arena"</b>	05 OCT 2023	14:00	Short Program
	06 OCT 2023	16:45	Free Skating

Size of Skating Arena:	30m*60m
Ice Conditions:	very good
Number of Entries:	34
Number of Participants:	34

Entry Withdrawn:

<b>Short Program</b>		
Duration:	2:40 +/- 10 seconds	
Segment Factor:	1.00	
<b>Program Component Factors:</b>	Composition	1.33
	Presentation	1.33
	Skating Skills	1.33

<b>Free Skating</b>		
Duration:	3:30 +/- 10 seconds	
Segment Factor:	1.00	
<b>Program Component Factors:</b>	Composition	2.67
	Presentation	2.67
	Skating Skills	2.67

Official OC Partner:






**RESULTS**

**JUNIOR WOMEN**

Pl.	Name	Nation	Total Score	SP	FS
1	Mao SHIMADA	JPN	209.81	1	1
2	Elyce LIN-GRACEY	USA	176.11	2	4
3	Sherry ZHANG	USA	175.18	3	2
4	Ikura KUSHIDA	JPN	173.71	4	3
5	Eunbi PARK	KOR	166.63	5	6
6	Inga GURGENIDZE	GEO	165.90	6	5
7	Sophia SHIFRIN	ISR	155.39	9	7
8	Eugenia SEKULOVSKI	SUI	153.24	7	9
9	Gabriele JUSKAITE	LTU	144.31	15	8
10	Sofja STEPCHENKO	LAT	140.01	13	10
11	Olivia BACSA	SUI	139.45	10	12
12	Nayeon KO	KOR	137.44	8	15
13	Megan WONG	HKG	136.23	17	11
14	Chiara MINIGHINI	ITA	132.93	11	14
15	Elizabeth NOU	EST	129.26	12	18
16	Julija LOVRENCIC	SLO	126.76	16	16
17	Lia LYUBENOVA	BUL	124.55	20	17
18	Ninon DAPOIGNY	FRA	119.96	28	13
19	Flora Marie SCHALLER	AUT	119.82	22	19
20	Yekaterina BALYUBA	KAZ	119.26	18	23
21	Aleksandra JANIKOWSKA	POL	118.72	23	20
22	Lena EKKER	HUN	117.97	21	21
23	Lena CUSAK	CRO	114.25	19	25
24	Julia van DIJK	NED	111.81	14	28
25	Cathryn LIMKETKAI	PHI	111.23	24	24
26	Zhasmin SHLAGA	KGZ	111.02	27	22
27	Sofi KARAPETYAN	ARM	108.12	25	26
28	Varvara KOROTKOVA	UZB	104.87	26	27
29	Ysaline HIBON	LUX	91.81	29	31
30	Nela SNEBERGEROVA	CZE	91.69	30	30
31	Natalia RUNCANU	ROU	89.73	32	29
32	Ciera Francesca TURNER-FRICK	IRL	83.07	31	32
33	Rubina SIMONYAN	ARM	70.05	33	33
34	Sara ZOFREA BRAVO	PER	68.27	34	34



**Mr. Eddy WU, ISU**  
Referee



**Ms. Anna SIEROCKA, ISU**  
Technical Controller

<b>Legend:</b>				
<b>SP</b>	Short Program	<b>FS</b>	Free Skating	<b>Pl.</b> Place

Official OC Partner:



**PANEL OF JUDGES**  
**JUNIOR WOMEN**

**Officials**

Technical Controller	Ms. Anna SIEROCKA	ISU
Technical Specialist	Ms. Olga BARANOVA	ISU
Technical Specialist	Ms. Alja PAHOR	ISU

**Judges**

Referee	Mr. Eddy WU	ISU
Judge No. 1	Ms. Ernestien BAKKER	NED
Judge No. 2	Mr. Frantisek BAUDYS	CZE
Judge No. 3	Mr. Thomas BIEGLER	AUT
Judge No. 4	Ms. Lovorka KODRIN	CRO
Judge No. 5	Ms. Anita BERNASCONI	SUI
Judge No. 6	Ms. Katalin BALCZO	HUN
Judge No. 7	Mr. Jerry HILGERT	LUX
Judge No. 8	Mr. Jorge ORMAECHE	PER
Judge No. 9	Ms. Salome CHIGOGIDZE	GEO


**Data/Replay Operator**

Data Operator	Ms. Jana VANOVA	ISU
Replay Operator	Ms. Doroteja SIMUNIC	ISU

## RESULTS

### JUNIOR WOMEN SHORT PROGRAM

Pl.	Name	Nation	Total Segment Score
1	Mao SHIMADA	JPN	73.14
2	Elyce LIN-GRACEY	USA	64.50
3	Sherry ZHANG	USA	60.52
4	Ikura KUSHIDA	JPN	59.99
5	Eunbi PARK	KOR	59.22
6	Inga GURGENIDZE	GEO	55.47
7	Eugenia SEKULOVSKI	SUI	55.29
8	Nayeon KO	KOR	54.69
9	Sophia SHIFRIN	ISR	49.61
10	Olivia BACSA	SUI	49.25
11	Chiara MINIGHINI	ITA	49.02
12	Elizabeth NOU	EST	47.90
13	Sofja STEPCHENKO	LAT	46.23
14	Julia van DIJK	NED	45.26
15	Gabriele JUSKAITE	LTU	45.25
16	Julija LOVRENCIC	SLO	44.94
17	Megan WONG	HKG	44.71
18	Yekaterina BALYUBA	KAZ	44.68
19	Lena CUSAK	CRO	43.20
20	Lia LYUBENOVA	BUL	43.14
21	Lena EKKER	HUN	41.46
22	Flora Marie SCHALLER	AUT	40.66
23	Aleksandra JANIKOWSKA	POL	40.35
24	Cathryn LIMKETKAI	PHI	39.74
25	Sofi KARAPETYAN	ARM	39.19
26	Varvara KOROTKOVA	UZB	36.18
27	Zhasmin SHLAGA	KGZ	36.06
28	Ninon DAPOIGNY	FRA	35.69
29	Ysaline HIBON	LUX	34.78
30	Nela SNEBERGEROVA	CZE	34.64
31	Ciera Francesca TURNER-FRICK	IRL	32.97
32	Natalia RUNCANU	ROU	28.27
33	Rubina SIMONYAN	ARM	21.39
34	Sara ZOFREA BRAVO	PER	20.88



**Mr. Eddy WU, ISU**  
Referee



**Ms. Anna SIEROCKA, ISU**  
Technical Controller

**JUDGES DETAILS PER SKATER**  
**JUNIOR WOMEN SHORT PROGRAM**

Rank	Name	Nation	Starting Number	Total Segment Score	Total Element Score	Total Program Component Score (factored)						Total Deductions			
1	Mao SHIMADA	JPN	27	73.14	41.36	31.78						0.00			
#	Executed Elements	Info	Base Value	GOE	J1	J2	J3	J4	J5	J6	J7	J8	J9	Ref.	Scores of Panel
1	2A		3.30	1.13	3	3	4	4	3	4	3	2	4		4.43
2	3F+3T		9.50	1.51	2	3	3	3	3	2	3	3	3		11.01
3	LSp4		2.70	1.16	3	5	5	4	4	3	4	5	5		3.86
4	3Lz	x	6.49	1.85	3	3	4	3	3	3	3	3	4		8.34
5	FSSp4		3.00	0.99	3	4	3	3	3	4	3	4	3		3.99
6	StSq3		3.30	1.18	3	4	4	4	3	4	3	4	3		4.48
7	CCoSp4		3.50	1.75	5	5	5	5	3	5	5	5	5		5.25
			<b>31.79</b>												<b>41.36</b>
Program Components				Factor											
Composition				1.33	8.00	8.50	8.00	8.00	7.25	7.50	6.50	8.50	8.50		7.96
Presentation				1.33	7.75	8.50	8.25	7.75	7.50	7.75	7.25	8.25	8.25		7.93
Skating Skills				1.33	8.25	8.25	7.75	8.00	7.50	8.00	7.25	8.50	8.25		8.00
<b>Judges Total Program Component Score (factored)</b>														<b>31.78</b>	
<b>Deductions:</b>												<b>0.00</b>			

Rank	Name	Nation	Starting Number	Total Segment Score	Total Element Score	Total Program Component Score (factored)						Total Deductions			
2	Elyce LIN-GRACEY	USA	30	64.50	37.37	27.13						0.00			
#	Executed Elements	Info	Base Value	GOE	J1	J2	J3	J4	J5	J6	J7	J8	J9	Ref.	Scores of Panel
1	3F+3T		9.50	0.91	2	1	2	2	2	2	2	1	1		10.41
2	2A		3.30	0.57	2	2	3	2	2	1	2	1	0		3.87
3	FSSp4		3.00	0.47	1	2	3	2	2	1	1	2	0		3.47
4	3Lz	x	6.49	1.26	2	2	2	3	2	2	3	2	1		7.75
5	CCoSp4		3.50	0.85	3	2	3	3	3	2	2	2	1		4.35
6	StSq3		3.30	0.52	1	2	2	2	2	1	1	3	0		3.82
7	LSp4		2.70	1.00	3	3	4	4	4	3	4	4	4		3.70
			<b>31.79</b>												<b>37.37</b>
Program Components				Factor											
Composition				1.33	7.25	6.75	7.25	7.00	6.75	6.25	6.00	7.00	6.50		6.79
Presentation				1.33	7.75	7.00	7.50	6.75	6.50	6.50	6.25	6.75	6.25		6.75
Skating Skills				1.33	7.50	6.75	7.25	6.75	6.75	7.00	6.25	7.00	6.50		6.86
<b>Judges Total Program Component Score (factored)</b>														<b>27.13</b>	
<b>Deductions:</b>												<b>0.00</b>			

Rank	Name	Nation	Starting Number	Total Segment Score	Total Element Score	Total Program Component Score (factored)						Total Deductions			
3	Sherry ZHANG	USA	5	60.52	34.72	26.80						-1.00			
#	Executed Elements	Info	Base Value	GOE	J1	J2	J3	J4	J5	J6	J7	J8	J9	Ref.	Scores of Panel
1	3T+3T	F	8.40	-1.92	-5	-5	-4	-4	-5	-5	-4	-5	-4		6.48
2	2A		3.30	0.75	2	2	2	4	3	3	2	1	2		4.05
3	CCoSp4		3.50	1.05	3	3	3	3	3	3	3	2	3		4.55
4	3Lz	x	6.49	1.35	2	2	3	3	3	2	2	2	2		7.84
5	FSSp4		3.00	0.43	1	2	2	0	2	1	1	2	1		3.43
6	StSq4		3.90	1.11	2	4	3	4	3	3	3	2	2		5.01
7	LSp4		2.70	0.66	2	3	3	3	2	2	2	2	3		3.36
			<b>31.29</b>												<b>34.72</b>
Program Components				Factor											
Composition				1.33	7.00	7.50	6.50	7.00	6.50	6.00	6.00	6.50	6.75		6.61
Presentation				1.33	7.25	7.25	6.75	7.25	7.00	6.25	6.00	6.25	6.50		6.75
Skating Skills				1.33	6.75	7.00	6.50	7.25	7.00	6.50	6.25	6.75	7.00		6.79
<b>Judges Total Program Component Score (factored)</b>														<b>26.80</b>	
<b>Deductions:</b> Falls												-1.00 (1)			

**JUDGES DETAILS PER SKATER**  
**JUNIOR WOMEN SHORT PROGRAM**

Rank	Name	Nation	Starting Number	Total Segment Score	Total Element Score	Total Program Component Score (factored)						Total Deductions				
4	Ikura KUSHIDA	JPN	25	59.99	33.30	27.69						-1.00				
#	Executed Elements	Info	Base Value	GOE	J1	J2	J3	J4	J5	J6	J7	J8	J9	Ref.	Scores of Panel	
1	3F+3Tq	F	9.50	-2.65	-5	-5	-4	-5	-5	-5	-5	-5	-5		6.85	
2	2A		3.30	0.61	1	2	2	2	2	2	3	2	1		3.91	
3	FSSp3		2.60	0.52	2	2	2	2	3	1	2	3	1		3.12	
4	3Lz	x	6.49	0.93	1	2	2	3	0	2	1	2	1		7.42	
5	CCoSp4		3.50	0.90	3	3	1	3	2	3	2	3	2		4.40	
6	StSq3		3.30	0.75	2	4	1	4	2	1	3	2	2		4.05	
7	LSp4		2.70	0.85	2	3	2	4	3	3	3	4	4		3.55	
			<b>31.39</b>												<b>33.30</b>	
Program Components			Factor													
Composition			1.33	6.75	8.25	6.50	7.25	6.75	6.00	6.00	7.50	7.50			6.89	
Presentation			1.33	6.50	8.00	6.50	7.25	6.50	6.50	6.50	7.25	7.25			6.82	
Skating Skills			1.33	7.00	8.00	6.50	7.50	6.50	6.75	6.75	7.75	7.50			7.11	
<b>Judges Total Program Component Score (factored)</b>																<b>27.69</b>
<b>Deductions:</b>			Falls	-1.00 (1)											<b>-1.00</b>	

Rank	Name	Nation	Starting Number	Total Segment Score	Total Element Score	Total Program Component Score (factored)						Total Deductions				
5	Eunbi PARK	KOR	9	59.22	35.04	24.18						0.00				
#	Executed Elements	Info	Base Value	GOE	J1	J2	J3	J4	J5	J6	J7	J8	J9	Ref.	Scores of Panel	
1	3Lo+3T		9.10	0.98	1	2	2	2	2	3	2	2	2		10.08	
2	2A		3.30	0.52	2	1	2	2	1	1	2	2	0		3.82	
3	FSSp3		2.60	0.30	1	2	2	1	2	0	1	1	0		2.90	
4	3Lz	x	6.49	0.84	2	1	2	2	3	1	1	1	0		7.33	
5	CCoSp4		3.50	0.65	2	3	3	2	2	1	1	2	1		4.15	
6	StSq3		3.30	0.61	2	2	2	2	1	2	3	1	2		3.91	
7	LSp3		2.40	0.45	2	2	2	1	2	2	2	3	1		2.85	
			<b>30.69</b>												<b>35.04</b>	
Program Components			Factor													
Composition			1.33	6.25	6.25	6.50	6.50	4.75	5.75	4.75	6.25	6.25			6.00	
Presentation			1.33	5.50	6.50	6.25	6.25	4.75	5.50	5.25	5.75	6.00			5.79	
Skating Skills			1.33	6.25	6.25	6.75	6.75	6.00	6.50	6.25	6.25	6.50			6.39	
<b>Judges Total Program Component Score (factored)</b>																<b>24.18</b>
<b>Deductions:</b>																<b>0.00</b>

Rank	Name	Nation	Starting Number	Total Segment Score	Total Element Score	Total Program Component Score (factored)						Total Deductions				
6	Inga GURGENIDZE	GEO	34	55.47	31.95	24.52						-1.00				
#	Executed Elements	Info	Base Value	GOE	J1	J2	J3	J4	J5	J6	J7	J8	J9	Ref.	Scores of Panel	
1	3F+3T		9.50	0.98	2	1	2	2	3	3	1	1	2		10.48	
2	2A		3.30	0.71	2	0	2	3	4	2	2	1	3		4.01	
3	CCoSp4		3.50	0.35	-1	1	2	1	0	2	0	1	2		3.85	
4	3Lzq	F	6.49	-2.95	-5	-5	-5	-5	-5	-5	-5	-5	-5		3.54	
5	FSSp4		3.00	0.30	1	1	1	1	1	1	1	1	0		3.30	
6	StSq3		3.30	0.42	1	2	2	2	1	1	1	1	1		3.72	
7	LSp3		2.40	0.65	2	1	3	2	3	3	3	3	3		3.05	
			<b>31.49</b>												<b>31.95</b>	
Program Components			Factor													
Composition			1.33	5.75	6.25	6.00	6.25	6.50	6.00	5.25	6.25	6.50			6.14	
Presentation			1.33	5.50	6.00	5.75	6.25	6.00	6.00	5.25	6.00	6.25			5.93	
Skating Skills			1.33	6.50	6.25	5.75	6.75	6.75	6.25	5.25	6.50	6.50			6.36	
<b>Judges Total Program Component Score (factored)</b>																<b>24.52</b>
<b>Deductions:</b>			Falls	-1.00 (1)											<b>-1.00</b>	

**JUDGES DETAILS PER SKATER  
JUNIOR WOMEN SHORT PROGRAM**

Rank	Name	Nation	Starting Number	Total Segment Score	Total Element Score	Total Program Component Score (factored)						Total Deductions				
7	Eugenia SEKULOVSKI	SUI	2	55.29	32.46	22.83						0.00				
#	Executed Elements	Info	Base Value	GOE	J1	J2	J3	J4	J5	J6	J7	J8	J9	Ref.	Scores of Panel	
1	3T+3Tq	q	8.40	-0.48	-1	-1	-1	-1	-2	-2	-1	-1	-1		7.92	
2	3Lz		5.90	0.59	2	1	-1	1	1	1	1	1	1		6.49	
3	CCoSp4		3.50	0.55	2	2	2	2	1	1	1	1	3		4.05	
4	StSq3		3.30	0.47	2	1	2	2	1	1	1	1	2		3.77	
5	2A	x	3.63	0.66	1	2	2	2	2	2	2	2	2		4.29	
6	FSSp4		3.00	0.47	2	2	1	2	0	1	2	1	2		3.47	
7	LSp3		2.40	0.07	1	2	1	1	-1	0	-1	1	-1		2.47	
			<b>30.13</b>												<b>32.46</b>	
Program Components			Factor													
Composition			1.33	6.25	6.00	6.00	6.25	5.75	5.25	5.50	5.50	5.75			5.82	
Presentation			1.33	5.50	6.25	5.75	6.50	5.50	5.00	5.00	5.25	6.25			5.64	
Skating Skills			1.33	6.00	5.75	5.75	6.00	5.50	5.50	5.25	5.75	5.75			5.71	
<b>Judges Total Program Component Score (factored)</b>																<b>22.83</b>
<b>Deductions:</b>															<b>0.00</b>	

Rank	Name	Nation	Starting Number	Total Segment Score	Total Element Score	Total Program Component Score (factored)						Total Deductions				
8	Nayeon KO	KOR	17	54.69	29.60	26.09						-1.00				
#	Executed Elements	Info	Base Value	GOE	J1	J2	J3	J4	J5	J6	J7	J8	J9	Ref.	Scores of Panel	
1	3Fq+COMBO	F	5.30	-2.65	-5	-5	-5	-5	-5	-5	-5	-5	-5		2.65	
2	2A		3.30	0.75	2	2	2	3	3	3	2	2	2		4.05	
3	CCoSp4		3.50	0.85	2	3	3	3	2	4	2	2	2		4.35	
4	3Lz	x	6.49	1.52	2	2	3	3	3	4	3	2	2		8.01	
5	StSq2		2.60	0.71	2	3	3	3	2	3	2	3	3		3.31	
6	FSSp4		3.00	0.64	2	2	2	2	1	3	2	3	2		3.64	
7	LSp4		2.70	0.89	2	3	4	3	3	3	3	4	4		3.59	
			<b>26.89</b>												<b>29.60</b>	
Program Components			Factor													
Composition			1.33	6.50	7.50	6.75	6.75	6.00	6.50	6.00	6.75	6.50			6.54	
Presentation			1.33	6.00	7.25	6.50	6.50	5.50	7.00	5.75	6.25	6.25			6.32	
Skating Skills			1.33	6.50	7.50	6.75	7.00	6.25	7.25	6.50	6.75	6.50			6.75	
<b>Judges Total Program Component Score (factored)</b>																<b>26.09</b>
<b>Deductions:</b> Falls -1.00 (1)															<b>-1.00</b>	

Rank	Name	Nation	Starting Number	Total Segment Score	Total Element Score	Total Program Component Score (factored)						Total Deductions				
9	Sophia SHIFRIN	ISR	18	49.61	27.42	22.19						0.00				
#	Executed Elements	Info	Base Value	GOE	J1	J2	J3	J4	J5	J6	J7	J8	J9	Ref.	Scores of Panel	
1	2A		3.30	-0.33	-1	-1	-1	-1	0	-1	-1	-1	-1		2.97	
2	3Lz		5.90	0.51	1	0	1	2	1	1	1	0	1		6.41	
3	FSSp3		2.60	0.37	2	2	2	2	0	0	1	2	1		2.97	
4	3F<+2T	<	6.09	-1.09	-2	-3	-2	-2	-3	-3	-2	-3	-3		5.00	
5	CCoSp4		3.50	0.55	2	1	2	2	1	0	1	3	2		4.05	
6	StSq2		2.60	0.22	1	1	2	1	0	1	0	1	1		2.82	
7	LSp4		2.70	0.50	2	2	3	1	1	2	2	2	2		3.20	
			<b>26.69</b>												<b>27.42</b>	
Program Components			Factor													
Composition			1.33	6.00	5.75	5.75	5.75	5.50	6.00	5.00	5.25	5.75			5.68	
Presentation			1.33	5.75	5.50	5.50	5.50	5.00	5.75	4.75	5.75	5.50			5.50	
Skating Skills			1.33	6.25	5.75	5.25	5.25	5.50	6.00	4.50	5.25	5.50			5.50	
<b>Judges Total Program Component Score (factored)</b>																<b>22.19</b>
<b>Deductions:</b>															<b>0.00</b>	

**JUDGES DETAILS PER SKATER**  
**JUNIOR WOMEN SHORT PROGRAM**

Rank	Name	Nation	Starting Number	Total Segment Score	Total Element Score	Total Program Component Score (factored)						Total Deductions			
10	Olivia BACSA	SUI	6	49.25	27.51	22.74						-1.00			
#	Executed Elements	Info	Base Value	GOE	J1	J2	J3	J4	J5	J6	J7	J8	J9	Ref.	Scores of Panel
1	3Tq+COMBO	F	4.20	-2.10	-5	-5	-5	-5	-5	-5	-5	-5	-5		2.10
2	2A		3.30	0.33	1	1	2	1	1	1	1	0	1		3.63
3	FSSp4		3.00	0.51	2	1	2	2	1	1	2	2	2		3.51
4	3Lz	x	6.49	0.34	1	0	1	1	1	0	1	0	0		6.83
5	StSq3		3.30	0.61	2	2	2	3	2	2	1	1	2		3.91
6	CCoSp4		3.50	0.75	2	2	3	3	1	2	2	1	3		4.25
7	LSp4		2.70	0.58	2	1	1	3	2	3	2	4	2		3.28
			<b>26.49</b>												<b>27.51</b>
Program Components				Factor											
Composition				1.33	6.00	5.75	5.50	6.25	5.75	5.75	5.25	5.25	5.50		5.64
Presentation				1.33	6.50	5.50	5.25	6.50	5.75	6.25	5.00	5.25	5.50		5.71
Skating Skills				1.33	6.00	5.50	5.75	6.50	6.00	6.00	5.25	5.00	5.75		5.75
<b>Judges Total Program Component Score (factored)</b>														<b>22.74</b>	
<b>Deductions:</b>				Falls	-1.00 (1)									<b>-1.00</b>	

Rank	Name	Nation	Starting Number	Total Segment Score	Total Element Score	Total Program Component Score (factored)						Total Deductions			
11	Chiara MINIGHINI	ITA	26	49.02	26.93	23.09						-1.00			
#	Executed Elements	Info	Base Value	GOE	J1	J2	J3	J4	J5	J6	J7	J8	J9	Ref.	Scores of Panel
1	3F1+COMBO	F	5.30	-2.65	-5	-5	-5	-5	-5	-5	-5	-5	-5		2.65
2	3Lz		5.90	1.01	2	1	2	2	3	1	2	2	0		6.91
3	FSSp3		2.60	-0.11	0	1	-1	0	-2	0	-1	2	-2		2.49
4	2A	x	3.63	0.61	3	1	3	2	2	1	2	1	2		4.24
5	LSp3		2.40	0.27	1	2	0	1	2	0	1	3	1		2.67
6	StSq3		3.30	0.52	2	2	1	3	1	1	2	2	0		3.82
7	CCoSp4		3.50	0.65	2	2	0	2	2	2	3	2	1		4.15
			<b>26.63</b>												<b>26.93</b>
Program Components				Factor											
Composition				1.33	6.00	6.50	5.75	6.50	5.50	5.50	5.50	5.25	5.50		5.75
Presentation				1.33	6.50	6.25	5.50	6.25	5.00	5.75	5.75	5.75	5.50		5.82
Skating Skills				1.33	5.75	6.25	6.00	6.25	5.50	6.00	5.50	5.50	5.00		5.79
<b>Judges Total Program Component Score (factored)</b>														<b>23.09</b>	
<b>Deductions:</b>				Falls	-1.00 (1)									<b>-1.00</b>	

Rank	Name	Nation	Starting Number	Total Segment Score	Total Element Score	Total Program Component Score (factored)						Total Deductions			
12	Elizabeth NOU	EST	13	47.90	26.55	22.35						-1.00			
#	Executed Elements	Info	Base Value	GOE	J1	J2	J3	J4	J5	J6	J7	J8	J9	Ref.	Scores of Panel
1	2A		3.30	0.85	3	2	2	3	2	3	3	2	3		4.15
2	3T+2T		5.50	0.48	1	1	2	2	1	2	0	1	0		5.98
3	CCoSp3		3.00	0.09	1	1	0	1	-2	1	0	-1	0		3.09
4	3Lz1q	F	6.49	-2.95	-5	-5	-5	-5	-5	-5	-5	-5	-5		3.54
5	FSSp4		3.00	0.13	0	1	1	-1	1	1	0	1	-1		3.13
6	StSq3		3.30	0.24	1	1	1	2	0	2	0	0	0		3.54
7	LSp4		2.70	0.42	2	2	1	2	1	1	1	2	2		3.12
			<b>27.29</b>												<b>26.55</b>
Program Components				Factor											
Composition				1.33	6.00	6.25	5.50	6.00	5.00	6.25	5.50	5.25	5.50		5.71
Presentation				1.33	5.50	6.25	5.25	5.50	4.75	6.00	5.00	5.00	6.00		5.46
Skating Skills				1.33	5.75	6.50	5.50	5.50	5.25	6.25	5.25	5.50	5.75		5.64
<b>Judges Total Program Component Score (factored)</b>														<b>22.35</b>	
<b>Deductions:</b>				Falls	-1.00 (1)									<b>-1.00</b>	

**JUDGES DETAILS PER SKATER**  
**JUNIOR WOMEN SHORT PROGRAM**

Rank	Name	Nation	Starting Number	Total Segment Score	Total Element Score	Total Program Component Score (factored)						Total Deductions			
13	Sofja STEPCHENKO	LAT	12	46.23	26.08	21.15						-1.00			
#	Executed Elements	Info	Base Value	GOE	J1	J2	J3	J4	J5	J6	J7	J8	J9	Ref.	Scores of Panel
1	3F+3T		9.50	0.83	2	1	1	2	1	1	2	2	2		10.33
2	StSq3		3.30	0.52	1	2	2	2	1	1	0	2	2		3.82
3	A*	*	0.00	0.00	-	-	-	-	-	-	-	-	-		0.00
4	CCoSp4		3.50	0.35	1	1	1	0	2	2	-1	1	1		3.85
5	3Lzq	F	6.49	x -2.95	-5	-5	-5	-5	-5	-5	-5	-5	-5		3.54
6	CSp3		2.30	-0.03	1	0	0	1	-1	-1	0	0	-2		2.27
7	FSSp3		2.60	-0.33	-1	-2	-1	-2	-2	0	-1	1	-2		2.27
			<b>27.69</b>												<b>26.08</b>
Program Components				Factor											
Composition				1.33	5.50	5.50	5.25	5.25	4.75	5.00	4.50	5.00	5.75		5.18
Presentation				1.33	5.00	5.25	5.50	5.50	5.00	5.25	4.75	4.75	5.50		5.18
Skating Skills				1.33	5.75	5.25	6.00	5.50	5.75	5.00	5.25	5.25	6.00		5.54
<b>Judges Total Program Component Score (factored)</b>														<b>21.15</b>	
<b>Deductions:</b>				Falls	-1.00 (1)									<b>-1.00</b>	

Rank	Name	Nation	Starting Number	Total Segment Score	Total Element Score	Total Program Component Score (factored)						Total Deductions			
14	Julia van DIJK	NED	10	45.26	24.75	21.51						-1.00			
#	Executed Elements	Info	Base Value	GOE	J1	J2	J3	J4	J5	J6	J7	J8	J9	Ref.	Scores of Panel
1	3F<+COMBO	F	4.24	-2.12	-5	-5	-5	-5	-5	-5	-5	-5	-5		2.12
2	2A		3.30	0.75	3	2	2	3	2	3	2	2	2		4.05
3	CCoSp2		2.50	0.18	1	1	1	2	0	1	0	1	0		2.68
4	3Lz	x	6.49	0.84	1	1	1	3	2	1	2	2	0		7.33
5	FSSp3		2.60	0.19	1	0	1	3	0	0	0	2	1		2.79
6	StSq2		2.60	0.33	2	1	1	2	1	1	3	1	1		2.93
7	LSp4		2.70	0.15	1	0	1	2	0	-1	-2	2	1		2.85
			<b>24.43</b>												<b>24.75</b>
Program Components				Factor											
Composition				1.33	6.00	5.50	5.25	6.75	5.25	5.00	5.00	5.25	5.50		5.39
Presentation				1.33	5.75	5.25	5.50	6.75	5.25	5.25	5.25	4.75	5.00		5.32
Skating Skills				1.33	5.75	5.50	5.25	6.50	5.75	5.25	5.50	5.25	5.25		5.46
<b>Judges Total Program Component Score (factored)</b>														<b>21.51</b>	
<b>Deductions:</b>				Falls	-1.00 (1)									<b>-1.00</b>	

Rank	Name	Nation	Starting Number	Total Segment Score	Total Element Score	Total Program Component Score (factored)						Total Deductions			
15	Gabriele JUSKAITE	LTU	31	45.25	25.65	20.60						-1.00			
#	Executed Elements	Info	Base Value	GOE	J1	J2	J3	J4	J5	J6	J7	J8	J9	Ref.	Scores of Panel
1	3Lz		5.90	0.76	1	2	1	1	1	2	2	0	1		6.66
2	3F+COMBO		5.30	-2.65	-5	-5	-5	-5	-5	-5	-5	-5	-4		2.65
3	LSp3		2.40	0.58	2	2	4	3	2	0	3	3	2		2.98
4	2A	x	3.63	0.42	2	1	2	1	1	1	1	1	2		4.05
5	FSSp3		2.60	0.11	0	1	1	0	1	0	0	1	-1		2.71
6	StSq2		2.60	0.00	1	1	2	0	-2	0	-1	0	-1		2.60
7	CCoSp4		3.50	0.50	3	1	2	1	1	0	1	2	2		4.00
			<b>25.93</b>												<b>25.65</b>
Program Components				Factor											
Composition				1.33	5.75	6.00	6.00	5.25	4.00	5.00	4.50	5.00	4.50		5.14
Presentation				1.33	5.00	6.00	5.75	4.75	3.50	5.00	4.75	4.50	4.50		4.89
Skating Skills				1.33	6.25	6.25	5.75	5.50	4.00	5.50	5.00	5.25	5.00		5.46
<b>Judges Total Program Component Score (factored)</b>														<b>20.60</b>	
<b>Deductions:</b>				Falls	-1.00 (1)									<b>-1.00</b>	



**JUDGES DETAILS PER SKATER**  
**JUNIOR WOMEN SHORT PROGRAM**

Rank	Name	Nation	Starting Number	Total Segment Score	Total Element Score	Total Program Component Score (factored)						Total Deductions			
16	Julija LOVRENCIC	SLO	4	44.94	26.70	19.24						-1.00			
#	Executed Elements	Info	Base Value	GOE	J1	J2	J3	J4	J5	J6	J7	J8	J9	Ref.	Scores of Panel
1	3T+3T<	F	7.56	-2.10	-5	-5	-5	-5	-5	-5	-4	-5	-5		5.46
2	3Lz<	<	4.72	-1.01	-2	-2	-2	-1	-3	-3	-3	-1	-2		3.71
3	StSq3		3.30	0.24	1	1	1	1	1	0	2	0	0		3.54
4	FSSp4		3.00	0.43	2	1	2	2	1	1	1	1	2		3.43
5	CCoSp4		3.50	0.15	0	0	1	0	0	1	1	1	0		3.65
6	2A	x	3.63	0.19	1	0	1	2	0	0	1	1	0		3.82
7	LSp4		2.70	0.39	1	2	1	2	0	0	2	2	2		3.09
			<b>28.41</b>												<b>26.70</b>
Program Components				Factor											
Composition				1.33	4.75	4.75	4.75	6.00	4.75	5.00	5.00	5.00	4.75		4.86
Presentation				1.33	5.50	5.00	4.75	5.75	4.50	4.75	4.75	4.75	4.50		4.86
Skating Skills				1.33	5.00	4.75	5.00	5.50	4.50	4.50	5.00	4.50	4.50		4.75
<b>Judges Total Program Component Score (factored)</b>														<b>19.24</b>	
<b>Deductions:</b>		Falls											-1.00 (1)		

Rank	Name	Nation	Starting Number	Total Segment Score	Total Element Score	Total Program Component Score (factored)						Total Deductions			
17	Megan WONG	HKG	22	44.71	24.50	21.21						-1.00			
#	Executed Elements	Info	Base Value	GOE	J1	J2	J3	J4	J5	J6	J7	J8	J9	Ref.	Scores of Panel
1	3Lz		5.90	0.00	0	0	-2	1	-1	1	0	0	0		5.90
2	2A		3.30	0.33	0	1	2	1	0	2	1	1	1		3.63
3	LSp3		2.40	0.34	1	1	2	1	0	2	1	2	2		2.74
4	3Lo<+2Lo<	<	5.81	-1.63	-3	-3	-4	-5	-4	-5	-4	-4	-5		4.18
5	CCoSp3		3.00	0.34	2	1	1	1	1	1	1	2	1		3.34
6	StSq3	F	3.30	-1.46	-5	-5	-4	-5	-4	-3	-4	-5	-4		1.84
7	FSSp4		3.00	-0.13	1	0	-1	0	-2	0	-1	-1	0		2.87
			<b>26.71</b>												<b>24.50</b>
Program Components				Factor											
Composition				1.33	5.00	5.75	5.50	5.00	4.50	6.00	5.25	4.75	5.75		5.29
Presentation				1.33	5.50	5.75	5.00	5.00	4.75	5.75	5.25	4.50	6.00		5.29
Skating Skills				1.33	5.25	5.75	5.75	5.00	4.50	6.00	4.75	5.25	5.75		5.36
<b>Judges Total Program Component Score (factored)</b>														<b>21.21</b>	
<b>Deductions:</b>		Falls											-1.00 (1)		

Rank	Name	Nation	Starting Number	Total Segment Score	Total Element Score	Total Program Component Score (factored)						Total Deductions			
18	Yekaterina BALYUBA	KAZ	28	44.68	25.82	18.86						0.00			
#	Executed Elements	Info	Base Value	GOE	J1	J2	J3	J4	J5	J6	J7	J8	J9	Ref.	Scores of Panel
1	3Lz!	!	5.90	-0.67	0	0	-2	-2	-2	-1	-1	-1	-1		5.23
2	2A		3.30	0.14	1	0	1	1	0	0	0	1	0		3.44
3	FSSp4		3.00	0.39	2	1	1	1	2	1	1	2	1		3.39
4	StSq2		2.60	-0.19	-1	1	-2	0	-2	0	-3	0	0		2.41
5	3Fq+2T<	<	6.97	-2.20	-4	-4	-4	-4	-4	-5	-4	-4	-5		4.77
6	CCoSp4		3.50	0.50	2	2	1	1	2	1	2	1	1		4.00
7	LSp4		2.70	-0.12	0	0	-1	-1	-1	0	0	0	-1		2.58
			<b>27.97</b>												<b>25.82</b>
Program Components				Factor											
Composition				1.33	4.50	5.50	4.00	4.50	4.00	5.00	4.50	5.25	4.75		4.64
Presentation				1.33	4.50	5.50	3.75	4.50	3.50	5.25	4.00	5.00	4.50		4.50
Skating Skills				1.33	5.25	5.75	5.25	5.00	4.25	5.50	5.00	4.75	4.50		5.04
<b>Judges Total Program Component Score (factored)</b>														<b>18.86</b>	
<b>Deductions:</b>												0.00			

**JUDGES DETAILS PER SKATER**  
**JUNIOR WOMEN SHORT PROGRAM**

Rank	Name	Nation	Starting Number	Total Segment Score	Total Element Score	Total Program Component Score (factored)						Total Deductions			
19	Lena CUSAK	CRO	8	43.20	22.21	20.99						0.00			
#	Executed Elements	Info	Base Value	GOE	J1	J2	J3	J4	J5	J6	J7	J8	J9	Ref.	Scores of Panel
1	3F+2T		6.60	0.61	1	1	1	1	0	2	2	1	1		7.21
2	2Lz		2.10	0.33	2	1	1	1	2	1	2	2	2		2.43
3	FSSp4		3.00	0.21	1	0	1	1	1	-2	1	1	0		3.21
4	1A<<*	*	0.00	0.00	-	-	-	-	-	-	-	-	-		0.00
5	CSp2		1.80	0.03	1	0	0	0	-1	0	0	0	1		1.83
6	StSq3		3.30	0.38	1	1	0	2	1	1	0	2	2		3.68
7	CCoSp4		3.50	0.35	1	1	0	1	1	0	1	2	2		3.85
			<b>20.30</b>												<b>22.21</b>
Program Components			Factor												
Composition			1.33	5.75	5.50	4.25	5.75	5.00	4.50	5.00	5.00	5.00	5.75		5.21
Presentation			1.33	5.75	5.25	4.25	6.00	5.25	4.75	5.25	5.25	6.00		5.36	
Skating Skills			1.33	5.25	5.00	4.50	5.50	5.25	5.00	5.25	5.25	5.50		5.21	
<b>Judges Total Program Component Score (factored)</b>													<b>20.99</b>		
<b>Deductions:</b>												<b>0.00</b>			

Rank	Name	Nation	Starting Number	Total Segment Score	Total Element Score	Total Program Component Score (factored)						Total Deductions			
20	Lia LYUBENOVA	BUL	24	43.14	23.56	20.58						-1.00			
#	Executed Elements	Info	Base Value	GOE	J1	J2	J3	J4	J5	J6	J7	J8	J9	Ref.	Scores of Panel
1	3Lz!<	F	4.72	-2.36	-5	-5	-5	-5	-5	-5	-5	-5	-5		2.36
2	3S+2T		5.60	0.06	0	0	1	0	0	0	0	1	0		5.66
3	CSp3		2.30	0.36	1	1	2	1	2	2	2	2	1		2.66
4	2A	x	3.63	0.00	-1	0	1	-1	0	0	0	2	0		3.63
5	CCoSp4		3.50	0.10	1	0	1	0	0	0	0	2	0		3.60
6	StSq3		3.30	0.38	2	1	1	2	1	1	0	1	1		3.68
7	FSSp1		2.00	-0.03	1	1	0	0	-3	0	-3	1	0		1.97
			<b>25.05</b>												<b>23.56</b>
Program Components			Factor												
Composition			1.33	5.50	5.75	5.25	5.00	5.00	5.25	4.50	5.25	5.00		5.18	
Presentation			1.33	5.00	5.50	5.25	4.75	4.75	5.50	4.25	5.00	5.50		5.11	
Skating Skills			1.33	5.00	5.50	5.25	5.25	4.75	5.25	4.50	5.50	5.25		5.18	
<b>Judges Total Program Component Score (factored)</b>													<b>20.58</b>		
<b>Deductions:</b> Falls												-1.00 (1)			

Rank	Name	Nation	Starting Number	Total Segment Score	Total Element Score	Total Program Component Score (factored)						Total Deductions			
21	Lena EKKER	HUN	16	41.46	22.47	20.99						-2.00			
#	Executed Elements	Info	Base Value	GOE	J1	J2	J3	J4	J5	J6	J7	J8	J9	Ref.	Scores of Panel
1	3S+COMBO	F	4.30	-2.15	-5	-5	-5	-5	-5	-5	-5	-5	-5		2.15
2	3Lzq	q	5.90	-1.43	-1	-2	-2	-2	-3	-2	-3	-3	-3		4.47
3	FSSp4		3.00	-0.09	0	-1	0	1	-1	0	-1	1	-1		2.91
4	2A	x	3.63	0.19	1	0	1	1	0	1	2	0	0		3.82
5	CCoSp3		3.00	0.17	1	1	0	1	0	1	1	0	0		3.17
6	StSq2		2.60	0.30	1	0	2	2	1	2	1	1	0		2.90
7	LSp4		2.70	0.35	1	1	1	2	0	1	2	2	1		3.05
			<b>25.13</b>												<b>22.47</b>
Program Components			Factor												
Composition			1.33	5.00	4.75	5.50	5.50	5.00	5.75	5.00	5.25	5.25		5.21	
Presentation			1.33	5.50	4.50	5.00	5.50	5.00	5.75	5.00	5.50	5.00		5.21	
Skating Skills			1.33	5.25	4.75	5.50	5.50	5.50	6.00	5.25	5.00	5.50		5.36	
<b>Judges Total Program Component Score (factored)</b>													<b>20.99</b>		
<b>Deductions:</b> Time violation												-1.00			
												Falls			
												-1.00 (1)			
												<b>-2.00</b>			

**JUDGES DETAILS PER SKATER**  
**JUNIOR WOMEN SHORT PROGRAM**

Rank	Name	Nation	Starting Number	Total Segment Score	Total Element Score	Total Program Component Score (factored)						Total Deductions			
22	Flora Marie SCHALLER	AUT	33	40.66	21.23	19.43						0.00			
#	Executed Elements	Info	Base Value	GOE	J1	J2	J3	J4	J5	J6	J7	J8	J9	Ref.	Scores of Panel
1	3Sq+2T	q	5.60	-0.86	-2	-2	-1	-2	-2	-2	-2	-2	-2		4.74
2	2Lz		2.10	0.21	1	0	1	1	1	1	1	1	1		2.31
3	FSSp4		3.00	0.26	1	1	1	0	1	1	2	1	-1		3.26
4	2A+1Lo*	*	3.63	-1.56	-5	-5	-2	-3	-5	-5	-5	-5	-5		2.07
5	CSp4		2.60	0.26	1	1	0	2	1	1	2	1	0		2.86
6	StSq2		2.60	0.22	1	1	1	1	-2	1	2	1	0		2.82
7	CCoSp3		3.00	0.17	1	1	1	1	-1	1	1	0	-1		3.17
			<b>22.53</b>												<b>21.23</b>
Program Components			Factor												
Composition			1.33	5.00	5.25	4.75	5.00	4.25	5.00	4.75	4.75	4.50			4.82
Presentation			1.33	5.25	5.25	5.00	5.25	4.25	5.50	5.50	5.00	4.50			5.11
Skating Skills			1.33	4.25	5.00	4.75	5.00	4.50	5.25	5.00	4.25	4.25			4.68
<b>Judges Total Program Component Score (factored)</b>															<b>19.43</b>
<b>Deductions:</b>													<b>0.00</b>		

Rank	Name	Nation	Starting Number	Total Segment Score	Total Element Score	Total Program Component Score (factored)						Total Deductions			
23	Aleksandra JANIKOWSKA	POL	14	40.35	23.00	18.35						-1.00			
#	Executed Elements	Info	Base Value	GOE	J1	J2	J3	J4	J5	J6	J7	J8	J9	Ref.	Scores of Panel
1	3T+2T		5.50	0.24	1	0	1	1	0	0	1	1	0		5.74
2	3Lz	F	5.90	-2.95	-5	-5	-5	-5	-5	-5	-5	-5	-5		2.95
3	CSp3		2.30	0.03	0	1	1	1	-1	-1	-2	1	0		2.33
4	2A	x	3.63	-0.57	-1	-2	-3	-2	-2	-2	-2	-1	-1		3.06
5	StSq2		2.60	-0.11	0	-1	1	0	-2	0	-1	-1	0		2.49
6	CCoSp3		3.00	0.00	0	0	1	1	0	0	-1	-1	0		3.00
7	FSSp4		3.00	0.43	1	1	2	1	2	-1	2	2	1		3.43
			<b>25.93</b>												<b>23.00</b>
Program Components			Factor												
Composition			1.33	5.50	4.25	5.00	4.75	3.50	4.25	4.75	4.75	5.50			4.75
Presentation			1.33	4.75	4.00	4.75	4.50	3.50	4.00	4.00	4.00	5.25			4.29
Skating Skills			1.33	5.50	4.50	5.25	4.75	4.25	4.25	4.50	4.50	5.50			4.75
<b>Judges Total Program Component Score (factored)</b>															<b>18.35</b>
<b>Deductions:</b>				Falls	-1.00 (1)										<b>-1.00</b>

Rank	Name	Nation	Starting Number	Total Segment Score	Total Element Score	Total Program Component Score (factored)						Total Deductions			
24	Cathryn LIMKETKAI	PHI	15	39.74	21.55	18.19						0.00			
#	Executed Elements	Info	Base Value	GOE	J1	J2	J3	J4	J5	J6	J7	J8	J9	Ref.	Scores of Panel
1	3Lz!	!	5.90	-1.35	-3	-2	-2	-2	-2	-2	-3	-2	-3		4.55
2	2F+2Tq	q	3.10	-0.54	-3	-3	-2	-3	-3	-3	-3	-3	-3		2.56
3	StSq2		2.60	0.19	1	0	1	0	0	1	1	1	1		2.79
4	CSp4		2.60	0.37	1	1	2	2	2	2	2	0	0		2.97
5	2A	x	3.63	-1.13	-4	-4	-3	-4	-2	-4	-4	-2	-3		2.50
6	CCoSp3		3.00	0.09	1	0	0	1	0	0	0	0	1		3.09
7	FSSp4		3.00	0.09	0	0	1	0	0	0	0	1	1		3.09
			<b>23.83</b>												<b>21.55</b>
Program Components			Factor												
Composition			1.33	4.25	4.50	4.75	4.00	4.25	4.00	4.25	4.50	5.50			4.36
Presentation			1.33	4.75	4.25	5.00	4.25	4.50	4.00	5.25	4.75	5.75			4.68
Skating Skills			1.33	4.00	4.75	4.50	4.75	5.00	3.50	5.00	4.50	5.25			4.64
<b>Judges Total Program Component Score (factored)</b>															<b>18.19</b>
<b>Deductions:</b>													<b>0.00</b>		

**JUDGES DETAILS PER SKATER**  
**JUNIOR WOMEN SHORT PROGRAM**

Rank	Name	Nation	Starting Number	Total Segment Score	Total Element Score	Total Program Component Score (factored)						Total Deductions			
25	Sofi KARAPETYAN	ARM	29	39.19	21.10	18.09						0.00			
#	Executed Elements	Info	Base Value	GOE	J1	J2	J3	J4	J5	J6	J7	J8	J9	Ref.	Scores of Panel
1	2A		3.30	0.00	0	0	1	-1	0	0	-1	1	0		3.30
2	3S+2T		5.60	-0.86	-2	-2	-2	-3	-2	-2	-2	-2	-1		4.74
3	CCoSp3		3.00	0.30	1	1	1	1	1	1	1	1	1		3.30
4	StSq2		2.60	0.04	0	0	0	0	0	1	-2	1	0		2.64
5	FSSp4		3.00	0.30	0	1	1	1	1	-1	2	2	1		3.30
6	2Lz	x	2.31	0.03	0	0	1	0	1	0	0	-1	0		2.34
7	LSp1		1.50	-0.02	0	0	1	-1	0	0	-3	1	-1		1.48
			<b>21.31</b>												<b>21.10</b>
Program Components			Factor												
Composition			1.33	3.00	4.50	4.50	4.75	4.00	5.00	4.50	4.25	4.75			4.46
Presentation			1.33	3.25	4.50	5.00	4.50	4.50	5.00	4.00	4.50	5.00			4.57
Skating Skills			1.33	3.75	4.50	4.75	4.25	4.50	5.25	4.25	5.00	4.75			4.57
<b>Judges Total Program Component Score (factored)</b>															<b>18.09</b>
<b>Deductions:</b>												<b>0.00</b>			

Rank	Name	Nation	Starting Number	Total Segment Score	Total Element Score	Total Program Component Score (factored)						Total Deductions				
26	Varvara KOROTKOVA	UZB	3	36.18	19.70	18.48						-2.00				
#	Executed Elements	Info	Base Value	GOE	J1	J2	J3	J4	J5	J6	J7	J8	J9	Ref.	Scores of Panel	
1	3Lo+COMBO	F	4.90	-2.45	-5	-5	-5	-5	-5	-5	-5	-5	-5		2.45	
2	3Lzq	F	5.90	-2.95	-5	-5	-5	-5	-5	-5	-5	-5	-5		2.95	
3	FSSp2		2.30	-0.30	-2	0	-2	-1	-2	-1	-1	-1	-1		2.00	
4	StSq1		1.80	0.03	0	0	0	0	0	1	0	1	0		1.83	
5	2A	x	3.63	0.28	0	1	1	1	0	1	1	1	2		3.91	
6	LSp4		2.70	-0.04	-2	0	0	-1	-2	1	0	1	2		2.66	
7	CCoSp4		3.50	0.40	1	1	1	1	-1	1	2	1	2		3.90	
			<b>24.73</b>												<b>19.70</b>	
Program Components			Factor													
Composition			1.33	4.25	5.00	4.75	4.25	3.75	5.00	4.25	4.75	4.75			4.57	
Presentation			1.33	4.50	4.75	4.50	4.75	3.75	4.50	4.25	5.25	4.25			4.50	
Skating Skills			1.33	4.75	5.00	5.50	4.50	4.50	4.75	5.00	4.75	5.00			4.82	
<b>Judges Total Program Component Score (factored)</b>															<b>18.48</b>	
<b>Deductions:</b> Falls				-2.00	(2)											<b>-2.00</b>

Rank	Name	Nation	Starting Number	Total Segment Score	Total Element Score	Total Program Component Score (factored)						Total Deductions				
27	Zhasmin SHLAGA	KGZ	11	36.06	19.01	18.05						-1.00				
#	Executed Elements	Info	Base Value	GOE	J1	J2	J3	J4	J5	J6	J7	J8	J9	Ref.	Scores of Panel	
1	2A		3.30	0.42	1	0	1	1	2	1	3	1	2		3.72	
2	3T<+COMBO	F	3.36	-1.68	-5	-5	-5	-5	-5	-5	-5	-5	-5		1.68	
3	2Lz		2.10	0.18	1	0	1	1	1	1	1	0	1		2.28	
4	CCoSp3		3.00	0.56	2	1	2	2	2	0	2	2	2		3.56	
5	FSSp4		3.00	-0.26	1	-1	-1	-1	-2	-2	-1	2	-1		2.74	
6	StSq2		2.60	-0.07	1	-1	0	0	-1	0	-2	0	0		2.53	
7	LSp3		2.40	0.10	1	1	1	0	-1	1	0	1	-1		2.50	
			<b>19.76</b>												<b>19.01</b>	
Program Components			Factor													
Composition			1.33	5.50	4.25	4.25	4.25	4.00	4.00	5.25	5.00	4.75			4.54	
Presentation			1.33	5.25	4.50	4.00	4.00	4.25	4.25	4.50	4.50	4.75			4.39	
Skating Skills			1.33	5.75	4.75	4.50	4.25	4.25	4.00	5.00	4.50	5.25			4.64	
<b>Judges Total Program Component Score (factored)</b>															<b>18.05</b>	
<b>Deductions:</b> Falls				-1.00	(1)											<b>-1.00</b>

**JUDGES DETAILS PER SKATER**  
**JUNIOR WOMEN SHORT PROGRAM**

Rank	Name	Nation	Starting Number	Total Segment Score	Total Element Score	Total Program Component Score (factored)						Total Deductions				
28	Ninon DAPOIGNY	FRA	20	35.69	17.07	19.62						-1.00				
#	Executed Elements	Info	Base Value	GOE	J1	J2	J3	J4	J5	J6	J7	J8	J9	Ref.	Scores of Panel	
1	2F+COMBO		1.80	-0.90	-5	-5	-5	-5	-5	-5	-5	-5	-4		0.90	
2	3Lze<	F	3.54	-1.77	-5	-5	-5	-5	-5	-5	-5	-5	-5		1.77	
3	CCoSp4		3.50	0.05	0	0	1	0	0	0	1	0	-1		3.55	
4	2A<	<	2.90	x -0.53	-2	-2	-2	-2	-2	-3	-2	-1	-2		2.37	
5	LSp2		1.90	-0.22	0	-1	0	0	-2	-2	-3	0	-3		1.68	
6	StSq3		3.30	0.33	2	0	3	0	1	2	1	0	1		3.63	
7	FSSp4		3.00	0.17	2	1	1	0	1	0	0	1	0		3.17	
			<b>19.94</b>												<b>17.07</b>	
Program Components				Factor												
Composition				1.33	5.25	4.75	5.25	4.75	5.00	5.25	4.75	4.75	5.00			4.96
Presentation				1.33	4.50	4.50	4.50	4.25	4.75	5.50	4.50	5.00	4.50			4.61
Skating Skills				1.33	4.75	5.00	5.75	4.75	5.75	5.00	5.25	5.25	5.25			5.18
<b>Judges Total Program Component Score (factored)</b>														<b>19.62</b>		
<b>Deductions:</b>				Falls	-1.00 (1)									<b>-1.00</b>		
				Costume/Prop violation	(1 of 10)											

Rank	Name	Nation	Starting Number	Total Segment Score	Total Element Score	Total Program Component Score (factored)						Total Deductions				
29	Ysaline HIBON	LUX	19	34.78	17.29	17.49						0.00				
#	Executed Elements	Info	Base Value	GOE	J1	J2	J3	J4	J5	J6	J7	J8	J9	Ref.	Scores of Panel	
1	2A<	<	2.64	-0.64	-2	-3	-3	-3	-2	-3	-2	-2	-2		2.00	
2	2F+2T		3.10	0.00	1	0	0	0	0	0	0	0	0		3.10	
3	CCoSp4		3.50	-0.05	0	0	1	0	0	0	0	-1	-1		3.45	
4	LSp3		2.40	0.31	1	0	2	1	1	1	2	2	1		2.71	
5	2Lz<	<	1.85	x -0.50	-2	-3	-3	-3	-3	-3	-3	-3	-3		1.35	
6	FSSp3		2.60	-0.52	-1	-3	-2	-1	-3	-1	-3	-1	-3		2.08	
7	StSq2		2.60	0.00	1	-1	0	0	-1	1	0	0	0		2.60	
			<b>18.69</b>												<b>17.29</b>	
Program Components				Factor												
Composition				1.33	5.75	4.00	4.25	4.25	4.50	4.50	4.25	4.25	5.00			4.43
Presentation				1.33	6.00	3.75	5.00	4.50	4.50	4.75	4.25	4.00	5.25			4.61
Skating Skills				1.33	4.00	4.25	4.00	4.00	4.25	4.25	4.00	3.75	4.75			4.11
<b>Judges Total Program Component Score (factored)</b>														<b>17.49</b>		
<b>Deductions:</b>													<b>0.00</b>			

**JUDGES DETAILS PER SKATER**  
**JUNIOR WOMEN SHORT PROGRAM**

Rank	Name	Nation	Starting Number	Total Segment Score	Total Element Score	Total Program Component Score (factored)						Total Deductions				
30	Nela SNEBERGEROVA	CZE	21	34.64	17.58	18.06						-1.00				
#	Executed Elements	Info	Base Value	GOE	J1	J2	J3	J4	J5	J6	J7	J8	J9	Ref.	Scores of Panel	
1	3S+COMBO	F	4.30	-2.15	-5	-5	-5	-5	-5	-5	-5	-5	-5		2.15	
2	2A		3.30	-0.66	-2	-2	-2	-2	-2	-2	-3	-2	-2		2.64	
3	2Lz		2.10	0.03	0	0	0	0	1	0	0	1	0		2.13	
4	CSp3		2.30	0.00	1	1	0	0	0	0	-1	0	-1		2.30	
5	StSq3		3.30	0.00	0	0	1	0	0	0	-1	0	0		3.30	
6	CCoSp2		2.50	-0.18	1	0	-1	-1	-1	-2	-2	1	-1		2.32	
7	FSSp4		3.00	-0.26	-1	0	0	0	-1	-1	-2	-1	-2		2.74	
			<b>20.80</b>												<b>17.58</b>	
Program Components			Factor													
Composition			1.33	4.75	4.75	4.75	4.50	4.50	4.50	4.25	4.25	5.00			4.57	
Presentation			1.33	5.25	4.50	4.50	4.25	4.50	4.25	4.00	4.50	5.00			4.50	
Skating Skills			1.33	4.25	4.75	4.50	4.50	4.75	4.00	4.50	4.25	4.75			4.50	
<b>Judges Total Program Component Score (factored)</b>																<b>18.06</b>
<b>Deductions:</b>			Falls	-1.00 (1)											<b>-1.00</b>	

Rank	Name	Nation	Starting Number	Total Segment Score	Total Element Score	Total Program Component Score (factored)						Total Deductions				
31	Ciera Francesca TURNER-FRICK	IRL	1	32.97	17.53	15.44						0.00				
#	Executed Elements	Info	Base Value	GOE	J1	J2	J3	J4	J5	J6	J7	J8	J9	Ref.	Scores of Panel	
1	2A		3.30	0.14	1	-1	1	0	1	0	1	0	0		3.44	
2	2Lz		2.10	0.00	0	0	0	0	0	0	-1	0	0		2.10	
3	FSSp3		2.60	-0.11	0	-1	1	-1	0	-1	-2	0	0		2.49	
4	2F+2T	x	3.41	-0.08	-1	0	-1	-1	0	0	-1	0	0		3.33	
5	LSp1		1.50	-0.30	-1	-2	-2	-2	-3	-2	-3	-1	-2		1.20	
6	StSq1		1.80	-0.28	0	-2	-1	-2	-2	-1	-3	-2	-1		1.52	
7	CCoSp4		3.50	-0.05	0	0	0	0	-1	0	1	0	-1		3.45	
			<b>18.21</b>												<b>17.53</b>	
Program Components			Factor													
Composition			1.33	4.50	3.50	4.25	3.50	3.75	3.50	4.00	4.75	4.00			3.93	
Presentation			1.33	3.50	3.25	4.00	3.25	3.75	3.50	3.50	4.50	4.00			3.64	
Skating Skills			1.33	4.25	3.50	4.50	3.50	4.50	3.25	4.25	5.25	3.75			4.04	
<b>Judges Total Program Component Score (factored)</b>																<b>15.44</b>
<b>Deductions:</b>																<b>0.00</b>

Rank	Name	Nation	Starting Number	Total Segment Score	Total Element Score	Total Program Component Score (factored)						Total Deductions				
32	Natalia RUNCANU	ROU	32	28.27	14.37	14.90						-1.00				
#	Executed Elements	Info	Base Value	GOE	J1	J2	J3	J4	J5	J6	J7	J8	J9	Ref.	Scores of Panel	
1	3S<+COMBO	F	3.44	-1.72	-5	-5	-5	-5	-5	-5	-5	-5	-5		1.72	
2	LSp2		1.90	0.05	0	-1	1	0	0	0	1	2	0		1.95	
3	2A		3.30	0.00	0	0	0	0	0	0	0	0	0		3.30	
4	StSq1		1.80	-0.13	0	-2	-1	-1	-3	0	-1	0	1		1.67	
5	2Lz	x	2.31	0.00	0	0	0	0	0	0	0	0	-1		2.31	
6	FSSp1		2.00	-0.46	-2	-3	-2	-1	-3	-2	-3	0	-3		1.54	
7	CCoSp2V		1.88	0.00	0	0	0	0	-2	0	0	1	0		1.88	
			<b>16.63</b>												<b>14.37</b>	
Program Components			Factor													
Composition			1.33	3.25	3.00	4.00	4.00	3.50	4.25	4.25	3.75	4.00			3.82	
Presentation			1.33	3.75	3.00	3.75	3.75	3.25	4.50	3.75	3.50	4.00			3.68	
Skating Skills			1.33	3.00	3.25	4.00	3.75	3.00	4.25	3.75	4.00	4.25			3.71	
<b>Judges Total Program Component Score (factored)</b>																<b>14.90</b>
<b>Deductions:</b>			Falls	-1.00 (1)											<b>-1.00</b>	

**JUDGES DETAILS PER SKATER**  
**JUNIOR WOMEN SHORT PROGRAM**

Rank	Name	Nation	Starting Number	Total Segment Score	Total Element Score	Total Program Component Score (factored)						Total Deductions			
33	Rubina SIMONYAN	ARM	7	21.39	10.32	12.07						-1.00			
#	Executed Elements	Info	Base Value	GOE	J1	J2	J3	J4	J5	J6	J7	J8	J9	Ref.	Scores of Panel
1	2A<	<	2.64	-0.72	-2	-3	-2	-3	-3	-3	-4	-3	-2		1.92
2	2Lz		2.10	-0.72	-5	-3	-4	-5	-2	-3	-4	-2	-3		1.38
3	CCoSp2		2.50	-0.43	-2	-2	-2	-1	-2	0	-2	-2	-1		2.07
4	2F+2T<<	<<	2.42	x -0.90	-5	-5	-5	-5	-5	-5	-5	-5	-5		1.52
5	FSSp2		2.30	-0.56	-2	-2	-2	-1	-3	-3	-3	-2	-3		1.74
6	StSq1	F	1.80	-0.90	-5	-5	-5	-5	-5	-5	-5	-5	-5		0.90
7	LSpB		1.20	-0.41	-3	-3	-4	-3	-4	-4	-5	-2	-3		0.79
			<b>14.96</b>												<b>10.32</b>
Program Components				Factor											
Composition				1.33	3.25	2.75	3.25	2.75	2.75	3.00	3.00	3.00	3.75		3.00
Presentation				1.33	2.75	2.75	3.00	3.00	2.50	3.25	2.75	3.25	3.50		2.96
Skating Skills				1.33	2.50	3.25	3.50	2.50	3.00	2.50	3.50	3.50	3.75		3.11
<b>Judges Total Program Component Score (factored)</b>														<b>12.07</b>	
<b>Deductions:</b>				Falls	-1.00 (1)									<b>-1.00</b>	


Rank	Name	Nation	Starting Number	Total Segment Score	Total Element Score	Total Program Component Score (factored)						Total Deductions			
34	Sara ZOFREA BRAVO	PER	23	20.88	9.38	12.50						-1.00			
#	Executed Elements	Info	Base Value	GOE	J1	J2	J3	J4	J5	J6	J7	J8	J9	Ref.	Scores of Panel
1	A*	*	0.00	0.00	-	-	-	-	-	-	-	-	-		0.00
2	2F+2T		3.10	-0.13	-2	-1	0	0	-1	-1	-1	0	-1		2.97
3	FSSp3		2.60	-0.19	-2	0	0	-1	-1	-1	-1	-1	0		2.41
4	2Lz	x	2.31	-0.03	0	0	-2	0	-1	0	0	0	0		2.28
5	StSq1		1.80	-0.08	0	-1	0	0	-2	0	-2	0	0		1.72
6	CSp		0.00	0.00	-	-	-	-	-	-	-	-	-		0.00
7	CSp*	F	0.00	0.00	-	-	-	-	-	-	-	-	-		0.00
			<b>9.81</b>												<b>9.38</b>
Program Components				Factor											
Composition				1.33	3.50	3.00	3.25	3.25	2.75	3.00	3.50	3.75	3.50		3.29
Presentation				1.33	2.75	2.75	3.50	3.50	2.75	3.00	3.25	4.00	3.25		3.14
Skating Skills				1.33	2.50	3.50	3.25	2.75	3.00	2.75	2.50	3.75	3.00		2.96
<b>Judges Total Program Component Score (factored)</b>														<b>12.50</b>	
<b>Deductions:</b>				Falls	-1.00 (1)									<b>-1.00</b>	

Legend:							
#	Sequence number	GOE	Grade of Execution	Jx	Judges (x=1-9)	Ref.	Referee
*	Invalid element	e	Wrong edge	<	Under-rotated jump	<<	Downgraded jump
x	Credit for highlight distribution, base value multiplied by 1.1			!	Not clear edge	F	Fall
q	Jump landed on the quarter						

**RESULTS**

**JUNIOR WOMEN FREE SKATING**

Pl.	Name	Nation	Total Segment Score
1	Mao SHIMADA	JPN	136.67
2	Sherry ZHANG	USA	114.66
3	Ikura KUSHIDA	JPN	113.72
4	Elyce LIN-GRACEY	USA	111.61
5	Inga GURGENIDZE	GEO	110.43
6	Eunbi PARK	KOR	107.41
7	Sophia SHIFRIN	ISR	105.78
8	Gabriele JUSKAITE	LTU	99.06
9	Eugenia SEKULOVSKI	SUI	97.95
10	Sofja STEPCHENKO	LAT	93.78
11	Megan WONG	HKG	91.52
12	Olivia BACSA	SUI	90.20
13	Ninon DAPOIGNY	FRA	84.27
14	Chiara MINIGHINI	ITA	83.91
15	Nayeon KO	KOR	82.75
16	Julija LOVRENCIC	SLO	81.82
17	Lia LYUBENOVA	BUL	81.41
18	Elizabeth NOU	EST	81.36
19	Flora Marie SCHALLER	AUT	79.16
20	Aleksandra JANIKOWSKA	POL	78.37
21	Lena EKKER	HUN	76.51
22	Zhasmin SHLAGA	KGZ	74.96
23	Yekaterina BALYUBA	KAZ	74.58
24	Cathryn LIMKETKAI	PHI	71.49
25	Lena CUSAK	CRO	71.05
26	Sofi KARAPETYAN	ARM	68.93
27	Varvara KOROTKOVA	UZB	68.69
28	Julia van DIJK	NED	66.55
29	Natalia RUNCANU	ROU	61.46
30	Nela SNEBERGEROVA	CZE	57.05
31	Ysaline HIBON	LUX	57.03
32	Ciera Francesca TURNER-FRICK	IRL	50.10
33	Rubina SIMONYAN	ARM	48.66
34	Sara ZOFREA BRAVO	PER	47.39



**Mr. Eddy WU, ISU**  
Referee



**Ms. Anna SIEROCKA, ISU**  
Technical Controller



**JUDGES DETAILS PER SKATER**  
**JUNIOR WOMEN FREE SKATING**

Rank	Name	Nation	Starting Number	Total Segment Score	Total Element Score	Total Program Component Score (factored)							Total Deductions			
1	Mao SHIMADA	JPN	32	136.67	74.63	63.04							-1.00			
#	Executed Elements	Info	Base Value	GOE	J1	J2	J3	J4	J5	J6	J7	J8	J9	Ref.	Scores of Panel	
1	3A<	<	6.40	-0.73	-1	-1	0	-1	-1	-3	-2	0	-2		5.67	
2	4T<	F	7.60	-3.80	-5	-5	-5	-5	-5	-5	-5	-5	-5		3.80	
3	3Lz+3T		10.10	1.01	2	3	3	2	0	2	1	2	0		11.11	
4	FCCoSp4		3.50	0.85	2	3	1	3	3	3	2	3	1		4.35	
5	3F+2A+SEQ		8.60	1.29	2	3	3	3	3	2	2	2	2		9.89	
6	3S+3T+2T		10.78	0.74	2	3	2	2	2	1	1	2	1		11.52	
7	3Lo	x	5.39	1.19	3	3	2	3	3	2	1	2	2		6.58	
8	ChSq1		3.00	1.71	4	4	4	4	3	3	2	3	3		4.71	
9	3Lz	x	6.49	1.43	3	3	3	2	3	2	2	2	2		7.92	
10	CCoSp4		3.50	1.65	5	5	4	5	4	5	4	5	5		5.15	
11	LSp4		2.70	1.23	4	5	4	5	4	4	5	5	5		3.93	
			<b>68.06</b>												<b>74.63</b>	
Program Components			Factor													
Composition			2.67	7.50	8.00	7.75	7.75	7.50	7.25	6.25	8.00	7.75			7.64	
Presentation			2.67	8.00	8.25	8.00	8.00	7.75	7.50	6.75	8.25	7.50			7.86	
Skating Skills			2.67	8.50	8.25	7.75	8.25	8.00	8.00	6.75	8.50	8.00			8.11	
<b>Judges Total Program Component Score (factored)</b>																<b>63.04</b>
<b>Deductions:</b>			Falls	-1.00 (1)										<b>-1.00</b>		

Rank	Name	Nation	Starting Number	Total Segment Score	Total Element Score	Total Program Component Score (factored)							Total Deductions			
2	Sherry ZHANG	USA	33	114.66	62.37	54.29							-2.00			
#	Executed Elements	Info	Base Value	GOE	J1	J2	J3	J4	J5	J6	J7	J8	J9	Ref.	Scores of Panel	
1	3Lo		4.90	1.19	2	2	2	3	3	3	3	2	2		6.09	
2	3Lz+2T		7.20	0.84	2	2	2	1	2	1	1	1	1		8.04	
3	3T		4.20	0.78	2	2	3	2	2	2	1	2	1		4.98	
4	3Lz		5.90	1.18	2	2	2	2	3	3	2	1	1		7.08	
5	FCCoSp4		3.50	0.75	3	3	1	3	1	2	2	2	2		4.25	
6	3F+2A+2A+SEQ	F	13.09	-1.74	-4	-3	-3	-3	-5	-3	-3	-4	-3		11.35	
7	3F<+2T	<	6.09	-0.97	-2	-3	-1	-2	-2	-3	-2	-2	-4		5.12	
8	3S<	F	3.78	-1.72	-5	-5	-5	-5	-5	-5	-5	-5	-5		2.06	
9	FCCSp4		3.20	0.91	4	3	3	4	3	2	3	2	2		4.11	
10	ChSq1		3.00	1.64	4	2	3	4	3	3	4	3	3		4.64	
11	CCoSp4		3.50	1.15	4	3	4	4	3	2	3	3	3		4.65	
			<b>58.36</b>												<b>62.37</b>	
Program Components			Factor													
Composition			2.67	7.00	7.25	7.00	7.00	6.00	7.25	5.75	6.75	6.50			6.79	
Presentation			2.67	6.75	7.00	6.50	6.75	6.25	7.50	6.50	7.00	6.25			6.68	
Skating Skills			2.67	7.50	7.00	7.00	7.25	6.50	7.25	6.50	6.50	6.50			6.86	
<b>Judges Total Program Component Score (factored)</b>																<b>54.29</b>
<b>Deductions:</b>			Falls	-2.00 (2)										<b>-2.00</b>		

**JUDGES DETAILS PER SKATER**  
**JUNIOR WOMEN FREE SKATING**

Rank	Name	Nation	Starting Number	Total Segment Score	Total Element Score	Total Program Component Score (factored)						Total Deductions				
3	Ikura KUSHIDA	JPN	29	113.72	60.43	55.29						-2.00				
#	Executed Elements	Info	Base Value	GOE	J1	J2	J3	J4	J5	J6	J7	J8	J9	Ref.	Scores of Panel	
1	3Lz+3T		10.10	1.18	2	2	3	2	0	2	2	2	2		11.28	
2	3S+3T		8.50	0.74	2	2	2	2	1	2	1	1	2		9.24	
3	FCCoSp4		3.50	0.45	1	1	0	3	1	1	1	2	2		3.95	
4	2A		3.30	0.66	3	2	2	3	1	1	2	2	2		3.96	
5	2A<	F	2.64	-1.32	-5	-5	-5	-5	-5	-5	-5	-5	-5		1.32	
6	CCoSp4		3.50	0.65	3	2	0	3	0	2	2	2	2		4.15	
7	3Lo		5.39	x 0.00	1	1	0	1	0	0	-1	-1	-1		5.39	
8	3Lz!q	F	6.49	x -2.95	-5	-5	-5	-5	-5	-5	-5	-5	-5		3.54	
9	3F+2T+2Lo		9.13	x 0.53	1	2	2	1	1	0	1	1	0		9.66	
10	ChSq1		3.00	1.43	3	3	2	4	3	1	3	2	5		4.43	
11	LSp4		2.70	0.81	3	3	3	4	3	1	3	2	4		3.51	
			<b>58.25</b>												<b>60.43</b>	
Program Components			Factor													
Composition			2.67	7.75	7.75	6.50	7.00	6.50	6.75	6.00	6.75	7.50			6.96	
Presentation			2.67	7.00	7.50	6.00	7.25	6.25	6.75	6.25	6.50	7.25			6.75	
Skating Skills			2.67	7.25	7.25	6.50	7.50	6.50	7.00	6.50	7.00	7.50			7.00	
<b>Judges Total Program Component Score (factored)</b>																<b>55.29</b>
<b>Deductions:</b>			Falls	-2.00 (2)										<b>-2.00</b>		

Rank	Name	Nation	Starting Number	Total Segment Score	Total Element Score	Total Program Component Score (factored)						Total Deductions				
4	Elyce LIN-GRACEY	USA	34	111.61	57.65	54.96						-1.00				
#	Executed Elements	Info	Base Value	GOE	J1	J2	J3	J4	J5	J6	J7	J8	J9	Ref.	Scores of Panel	
1	3Lz+2T		7.20	0.67	2	1	2	1	2	0	2	0	0		7.87	
2	3S		4.30	0.61	1	2	1	2	2	2	1	1	1		4.91	
3	2A		3.30	0.42	2	2	2	2	2	1	0	0	0		3.72	
4	FCCoSp4		3.50	0.70	2	2	1	2	2	2	2	3	2		4.20	
5	3Loq	F	4.90	-2.45	-5	-5	-5	-5	-5	-5	-5	-5	-5		2.45	
6	3F+2A+SEQ		8.60	-0.08	1	0	0	2	-1	-1	-1	1	-1		8.52	
7	3F+2T		7.26	x 0.15	1	-2	1	1	0	0	0	0	0		7.41	
8	3Lz		6.49	x -0.25	0	1	-2	0	-1	0	0	0	-2		6.24	
9	CCoSp4		3.50	0.60	3	2	2	2	1	1	2	2	1		4.10	
10	ChSq1		3.00	1.57	3	3	3	3	3	3	4	4	4		4.57	
11	LSp4		2.70	0.96	2	3	4	3	3	4	4	4	4		3.66	
			<b>54.75</b>												<b>57.65</b>	
Program Components			Factor													
Composition			2.67	7.00	7.00	7.25	6.75	6.50	7.25	6.50	7.00	6.50			6.86	
Presentation			2.67	7.50	6.75	7.25	6.75	6.25	7.25	6.75	6.75	6.75	6.50			6.86
Skating Skills			2.67	7.25	6.75	7.00	6.75	6.50	7.00	6.50	7.25	6.75			6.86	
<b>Judges Total Program Component Score (factored)</b>																<b>54.96</b>
<b>Deductions:</b>			Falls	-1.00 (1)										<b>-1.00</b>		

**JUDGES DETAILS PER SKATER**  
**JUNIOR WOMEN FREE SKATING**

Rank	Name	Nation	Starting Number	Total Segment Score	Total Element Score	Total Program Component Score (factored)						Total Deductions				
5	Inga GURGENIDZE	GEO	30	110.43	59.25	52.18						-1.00				
#	Executed Elements	Info	Base Value	GOE	J1	J2	J3	J4	J5	J6	J7	J8	J9	Ref.	Scores of Panel	
1	2A+3T		7.50	1.26	2	3	3	3	4	3	3	3	3		8.76	
2	3F+2T		6.60	0.91	2	2	2	2	2	1	2	1	1		7.51	
3	3Lz		5.90	0.93	2	2	2	1	3	1	1	2	0		6.83	
4	3Lo		4.90	0.77	2	2	2	1	2	2	1	1	1		5.67	
5	FCCoSp4		3.50	0.50	0	2	1	2	0	2	1	2	2		4.00	
6	ChSq1		3.00	1.14	2	2	2	3	3	2	2	2	3		4.14	
7	3Fq	q	5.83	x -0.45	0	-1	-1	-1	-1	-2	-1	0	-1		5.38	
8	LSp4		2.70	0.69	2	3	2	2	1	3	3	3	3		3.39	
9	3Lz<+REP	F	3.63	x -2.36	-5	-5	-5	-5	-5	-5	-5	-5	-5		1.27	
10	2A+1Eu+3S		8.91	x 0.43	1	1	2	1	2	0	1	1	0		9.34	
11	CCoSp3		3.00	-0.04	0	2	1	2	-2	-1	1	-2	-2		2.96	
			<b>55.47</b>												<b>59.25</b>	
Program Components			Factor													
Composition			2.67	6.25	6.50	6.00	6.50	6.50	6.50	6.50	6.00	6.25	6.50			6.36
Presentation			2.67	6.25	6.75	6.50	6.50	6.50	6.50	6.50	6.75	6.50	6.00			6.50
Skating Skills			2.67	6.50	6.50	6.25	7.00	6.75	7.00	6.75	6.75	6.75	6.50			6.68
<b>Judges Total Program Component Score (factored)</b>																<b>52.18</b>
<b>Deductions:</b>			Falls	-1.00 (1)											<b>-1.00</b>	

Rank	Name	Nation	Starting Number	Total Segment Score	Total Element Score	Total Program Component Score (factored)						Total Deductions				
6	Eunbi PARK	KOR	31	107.41	58.32	49.09						0.00				
#	Executed Elements	Info	Base Value	GOE	J1	J2	J3	J4	J5	J6	J7	J8	J9	Ref.	Scores of Panel	
1	3Lz+3T		10.10	0.84	1	2	2	1	2	0	2	1	1		10.94	
2	3F<	<	4.24	-0.97	-1	-3	-1	-2	-3	-3	-2	-2	-3		3.27	
3	3Lo+2T		6.20	0.35	1	1	2	0	2	0	0	1	0		6.55	
4	3Sq+2A<+2T+SEQ	<	8.24	-1.54	-3	-4	-3	-4	-3	-4	-4	-4	-3		6.70	
5	FCSp4		3.20	0.27	1	1	2	0	1	1	1	1	0		3.47	
6	ChSq1		3.00	0.79	2	2	1	2	1	1	3	1	2		3.79	
7	3Lz	x	6.49	0.00	1	0	0	0	0	0	0	0	0		6.49	
8	3Lo	x	5.39	0.63	2	1	2	1	2	1	1	1	0		6.02	
9	2A	x	3.63	0.24	1	1	2	1	0	0	0	1	1		3.87	
10	FCCoSp3		3.00	0.17	1	1	0	1	0	1	0	1	0		3.17	
11	CCoSp4		3.50	0.55	2	2	1	2	2	1	1	1	2		4.05	
			<b>56.99</b>												<b>58.32</b>	
Program Components			Factor													
Composition			2.67	6.00	6.00	6.50	6.25	5.25	6.00	5.50	6.50	6.50			6.11	
Presentation			2.67	5.75	5.75	6.50	6.00	5.25	6.25	6.00	6.00	6.00			5.96	
Skating Skills			2.67	6.25	6.00	6.50	6.50	6.00	6.50	6.25	6.50	6.25			6.32	
<b>Judges Total Program Component Score (factored)</b>																<b>49.09</b>
<b>Deductions:</b>																<b>0.00</b>

**JUDGES DETAILS PER SKATER**  
**JUNIOR WOMEN FREE SKATING**

Rank	Name	Nation	Starting Number	Total Segment Score	Total Element Score	Total Program Component Score (factored)						Total Deductions			
7	Sophia SHIFRIN	ISR	28	105.78	60.20	45.58						0.00			
#	Executed Elements	Info	Base Value	GOE	J1	J2	J3	J4	J5	J6	J7	J8	J9	Ref.	Scores of Panel
1	3Lo		4.90	0.49	1	1	1	1	0	1	1	1	1		5.39
2	3Lz		5.90	0.67	2	1	1	2	1	1	1	1	1		6.57
3	3S		4.30	0.43	1	1	1	2	1	1	0	1	1		4.73
4	3F		5.30	0.15	1	1	0	1	0	0	0	0	0		5.45
5	CCoSp4		3.50	0.80	2	2	1	2	3	2	3	2	3		4.30
6	ChSq1		3.00	1.07	1	2	2	2	2	3	1	3	3		4.07
7	2A+3T		8.25	x 0.24	0	0	1	1	0	1	1	2	0		8.49
8	3Lo<+2A+2T+SEQ	<	9.37	x -0.95	-3	-3	-2	-2	-2	-3	-2	-2	-3		8.42
9	3Lz<+2T	<	6.62	x -1.01	-2	-2	-2	-2	-3	-3	-2	0	-2		5.61
10	FCCoSp4		3.50	0.55	2	1	1	2	1	0	2	2	2		4.05
11	LSp4		2.70	0.42	2	2	2	2	-2	3	0	3	0		3.12
			<b>57.34</b>											<b>60.20</b>	
Program Components			Factor												
Composition			2.67	5.25	6.25	5.00	6.25	5.50	6.00	4.75	5.75	5.25			5.57
Presentation			2.67	5.00	6.25	6.00	5.75	5.50	6.00	5.50	6.00	5.25			5.71
Skating Skills			2.67	5.75	6.00	5.75	6.25	5.75	6.50	5.50	5.50	5.50			5.79
<b>Judges Total Program Component Score (factored)</b>															<b>45.58</b>

**Deductions:**

**0.00**

Rank	Name	Nation	Starting Number	Total Segment Score	Total Element Score	Total Program Component Score (factored)						Total Deductions				
8	Gabriele JUSKAITE	LTU	18	99.06	58.82	40.24						0.00				
#	Executed Elements	Info	Base Value	GOE	J1	J2	J3	J4	J5	J6	J7	J8	J9	Ref.	Scores of Panel	
1	3Lz+2A+2A+SEQ		12.50	0.76	1	1	1	1	2	2	1	3	1		13.26	
2	3F+2T		6.60	0.30	0	1	1	0	1	0	1	1	0		6.90	
3	3Lo		4.90	0.28	0	1	0	1	1	1	0	1	0		5.18	
4	FSSp2		2.30	0.03	0	0	0	0	-2	0	0	2	1		2.33	
5	3Lz		5.90	0.34	1	0	1	1	1	0	0	1	0		6.24	
6	3F+2T		7.26	x 0.08	0	0	1	1	0	0	0	0	0		7.34	
7	3S		4.73	x 0.18	1	0	1	1	0	0	0	1	0		4.91	
8	3T		4.62	x 0.00	0	0	0	0	0	0	0	1	0		4.62	
9	ChSq1		3.00	-0.79	-1	-1	-2	-2	-3	-1	-2	-2	-1		2.21	
10	CCoSp3		3.00	0.47	2	1	1	1	2	0	2	2	2		3.47	
11	LSp2		1.90	0.46	2	2	3	2	-1	2	3	4	3		2.36	
			<b>56.71</b>											<b>58.82</b>		
Program Components			Factor													
Composition			2.67	5.00	5.00	5.25	4.50	4.00	5.00	4.25	5.00	5.50			4.86	
Presentation			2.67	4.75	5.25	5.50	4.00	3.75	5.25	4.25	4.25	4.25	5.50			4.75
Skating Skills			2.67	5.50	5.25	5.50	5.50	4.25	5.75	5.25	5.50	5.50	5.75			5.46
<b>Judges Total Program Component Score (factored)</b>															<b>40.24</b>	

**Deductions:**

**0.00**

Official OC Partner:



**JUDGES DETAILS PER SKATER**  
**JUNIOR WOMEN FREE SKATING**

Rank	Name	Nation	Starting Number	Total Segment Score	Total Element Score	Total Program Component Score (factored)					Total Deductions				
9	Eugenia SEKULOVSKI	SUI	27	97.95	53.89	44.06					0.00				
#	Executed Elements	Info	Base Value	GOE	J1	J2	J3	J4	J5	J6	J7	J8	J9	Ref.	Scores of Panel
1	3Lz+2T		7.20	0.51	1	1	1	2	0	1	1	1	0		7.71
2	3F!<	<	4.24	-1.33	-3	-3	-3	-3	-3	-3	-4	-3	-4		2.91
3	3Lz		5.90	0.67	1	1	2	2	1	1	1	1	0		6.57
4	2A		3.30	0.38	0	1	2	2	1	1	1	1	1		3.68
5	FSSp4		3.00	0.30	1	1	1	1	1	0	1	2	1		3.30
6	ChSq1		3.00	0.57	1	1	1	2	1	0	0	3	2		3.57
7	3Sq+2Aq+2T+SEQ	q	9.79	x -1.54	-3	-4	-4	-3	-4	-4	-3	-3	-5		8.25
8	3T		4.62	x 0.18	1	1	1	1	0	0	0	0	0		4.80
9	3Tq+2Lo	q	6.49	x -0.84	-2	-2	-2	-1	-2	-2	-2	-2	-2		5.65
10	FCCoSp4		3.50	0.10	-1	1	1	1	-1	1	0	-1	1		3.60
11	CCoSp4		3.50	0.35	2	2	1	1	-1	0	1	1	1		3.85
			<b>54.54</b>												<b>53.89</b>
Program Components			Factor												
Composition			2.67	5.25	5.75	6.00	6.00	4.75	5.25	5.25	5.50	5.50			5.50
Presentation			2.67	5.25	5.75	5.75	6.25	5.25	5.25	5.25	5.75	5.25			5.46
Skating Skills			2.67	5.50	5.50	5.75	6.00	5.25	5.75	5.50	5.25	5.50			5.54
<b>Judges Total Program Component Score (factored)</b>															<b>44.06</b>

**Deductions:**

**0.00**

Rank	Name	Nation	Starting Number	Total Segment Score	Total Element Score	Total Program Component Score (factored)					Total Deductions				
10	Sofja STEPCHENKO	LAT	17	93.78	52.03	41.75					0.00				
#	Executed Elements	Info	Base Value	GOE	J1	J2	J3	J4	J5	J6	J7	J8	J9	Ref.	Scores of Panel
1	3F+2T		6.60	0.68	-1	2	2	2	1	1	1	1	1		7.28
2	3Lz+2A+2A+SEQ		12.50	-0.51	-1	0	-1	0	-1	-2	-2	1	-1		11.99
3	CCoSp4		3.50	0.25	0	1	1	1	0	0	0	2	2		3.75
4	2Lo		1.70	0.12	0	0	1	1	1	1	1	0	1		1.82
5	3S		4.30	0.61	1	1	2	1	2	1	3	1	2		4.91
6	3Lz	x	6.49	0.67	1	1	1	1	1	1	2	2	1		7.16
7	SSp3		2.10	0.24	1	0	1	3	1	1	1	2	1		2.34
8	2F+2T	x	3.41	0.03	0	0	0	0	0	1	1	0	0		3.44
9	ChSq1		3.00	-0.07	0	0	0	0	0	-1	1	-2	0		2.93
10	3T	x	4.62	-1.26	-3	-3	-3	-3	-4	-3	-4	-2	-2		3.36
11	FCCoSp4		3.50	-0.45	-2	-1	-2	0	-3	0	-2	-2	0		3.05
			<b>51.72</b>												<b>52.03</b>
Program Components			Factor												
Composition			2.67	4.50	5.25	5.50	5.50	4.25	5.25	4.50	5.25	5.50			5.11
Presentation			2.67	4.25	5.50	5.25	4.75	4.50	5.25	4.75	4.75	4.75	5.50		4.96
Skating Skills			2.67	5.50	5.75	5.75	6.00	5.50	5.50	5.75	5.25	5.25			5.57
<b>Judges Total Program Component Score (factored)</b>															<b>41.75</b>

**Deductions:**

**0.00**

**JUDGES DETAILS PER SKATER**  
**JUNIOR WOMEN FREE SKATING**

Rank	Name	Nation	Starting Number	Total Segment Score	Total Element Score	Total Program Component Score (factored)						Total Deductions			
11	Megan WONG	HKG	21	91.52	49.84	41.68						0.00			
#	Executed Elements	Info	Base Value	GOE	J1	J2	J3	J4	J5	J6	J7	J8	J9	Ref.	Scores of Panel
1	3Lz+2T		7.20	0.34	0	1	1	0	0	1	1	1	0		7.54
2	2A+2A+2Lo+SEQ		8.30	-0.05	0	1	0	0	-1	0	0	-1	0		8.25
3	3Loq+2Lo	q	6.60	-0.98	-2	-2	-2	-2	-2	-2	-2	-2	-2		5.62
4	3S<	<	3.44	-0.79	-2	-2	-2	-2	-3	-3	-3	-2	-1		2.65
5	FCSp4		3.20	0.27	1	1	1	1	0	1	2	1	0		3.47
6	ChSq1		3.00	0.36	0	1	0	2	-2	1	1	1	1		3.36
7	3Lz<	<	5.19	x -1.01	-1	-2	-2	-2	-3	-2	-3	-2	-2		4.18
8	3Lo	x	5.39	-0.07	1	0	-1	-1	-1	0	0	0	1		5.32
9	3T<	<	3.70	x -0.96	-3	-3	-3	-2	-3	-3	-3	-2	-3		2.74
10	FCCoSp4		3.50	0.00	0	0	-1	1	0	0	0	-1	2		3.50
11	CCoSp3		3.00	0.21	1	0	1	1	0	1	1	1	0		3.21
			<b>52.52</b>												<b>49.84</b>
Program Components			Factor												
Composition			2.67	4.75	5.50	5.50	5.25	3.75	5.50	4.50	5.25	5.50			5.18
Presentation			2.67	4.50	5.25	5.50	5.25	3.75	5.50	5.25	5.50	5.75			5.25
Skating Skills			2.67	5.00	5.25	5.50	5.25	4.50	5.25	4.75	5.25	6.00			5.18
<b>Judges Total Program Component Score (factored)</b>														<b>41.68</b>	

**Deductions:**

**0.00**

Rank	Name	Nation	Starting Number	Total Segment Score	Total Element Score	Total Program Component Score (factored)						Total Deductions			
12	Olivia BACSA	SUI	25	90.20	45.88	45.32						-1.00			
#	Executed Elements	Info	Base Value	GOE	J1	J2	J3	J4	J5	J6	J7	J8	J9	Ref.	Scores of Panel
1	3T		4.20	-0.42	-1	-1	-1	-1	0	-1	-1	-1	-1		3.78
2	3F	F	5.30	-2.65	-5	-5	-5	-5	-5	-5	-5	-5	-5		2.65
3	3Lz+2A+SEQ		9.20	0.25	1	1	1	-1	0	1	0	0	0		9.45
4	3Lo<	<	3.92	-0.84	-2	-2	-2	-2	-3	-3	-2	-1	-2		3.08
5	FCSp3		2.80	0.52	2	1	1	3	1	3	2	2	2		3.32
6	3Lz+2T*+1A*+SEQ+REP	*	4.54	x -1.10	1	-1	-2	-2	-2	-2	-2	-2	-3		3.44
7	3Sq+2T	q	6.16	x -1.17	-3	-3	-2	-3	-2	-2	-3	-3	-3		4.99
8	3S	x	4.73	0.06	0	1	0	0	0	1	0	0	-1		4.79
9	CCoSp3		3.00	0.56	2	2	1	3	1	2	2	2	2		3.56
10	ChSq1		3.00	0.93	2	2	1	2	2	3	1	2	2		3.93
11	FCCoSp2		2.50	0.39	1	1	1	3	1	3	0	2	2		2.89
			<b>49.35</b>												<b>45.88</b>
Program Components			Factor												
Composition			2.67	5.50	6.00	5.50	5.75	6.00	5.75	5.25	5.50	5.75			5.68
Presentation			2.67	5.50	5.75	5.50	6.00	5.75	6.00	5.00	5.75	5.50			5.68
Skating Skills			2.67	5.25	6.00	6.00	5.50	6.00	6.25	4.75	5.00	5.50			5.61
<b>Judges Total Program Component Score (factored)</b>														<b>45.32</b>	
<b>Deductions:</b>			Falls		-1.00 (1)										<b>-1.00</b>

**JUDGES DETAILS PER SKATER**  
**JUNIOR WOMEN FREE SKATING**

Rank	Name	Nation	Starting Number	Total Segment Score	Total Element Score	Total Program Component Score (factored)	Total Deductions
13	Ninon DAPOIGNY	FRA	6	84.27	46.30	37.97	0.00

#	Executed Elements	Info	Base Value	GOE	J1	J2	J3	J4	J5	J6	J7	J8	J9	Ref.	Scores of Panel
1	3Lz+2T		7.20	0.42	1	0	1	1	0	1	1	1	0		7.62
2	1F		0.50	-0.15	-4	-2	-2	-3	-3	-4	-2	-3	-4		0.35
3	3S+2A+SEQ		7.60	0.25	1	0	0	1	0	1	1	-2	1		7.85
4	CCoSp4		3.50	0.20	1	0	0	1	0	1	1	1	-1		3.70
5	3Lz!	!	5.90	-0.84	-1	-1	-1	-1	-3	-1	-2	-2	-2		5.06
6	2A		3.63	x 0.09	1	0	1	1	0	0	0	0	0		3.72
7	3S		4.73	x 0.12	0	0	1	1	0	0	0	1	0		4.85
8	LSp1		1.50	-0.41	-2	-3	-3	-2	-4	-3	-3	-2	-3		1.09
9	3T+2T		6.05	x -0.72	-2	-2	-2	-2	-2	-1	-2	1	-1		5.33
10	ChSq1		3.00	0.43	1	1	2	1	-1	1	1	-2	2		3.43
11	FSSp4		3.00	0.30	1	1	1	1	1	0	1	1	1		3.30
			<b>46.61</b>												<b>46.30</b>
<b>Program Components</b>				<b>Factor</b>											
Composition				2.67	4.75	4.75	5.00	5.25	3.75	4.75	4.00	4.75	4.25		4.61
Presentation				2.67	4.50	4.50	4.75	5.00	4.25	4.50	3.75	4.75	4.25		4.50
Skating Skills				2.67	5.25	4.75	5.25	5.50	5.25	5.50	4.75	5.00	4.75		5.11
<b>Judges Total Program Component Score (factored)</b>														<b>37.97</b>	

<b>Deductions:</b>		<b>0.00</b>
--------------------	--	-------------

Rank	Name	Nation	Starting Number	Total Segment Score	Total Element Score	Total Program Component Score (factored)	Total Deductions
14	Chiara MINIGHINI	ITA	24	83.91	40.94	43.97	-1.00

#	Executed Elements	Info	Base Value	GOE	J1	J2	J3	J4	J5	J6	J7	J8	J9	Ref.	Scores of Panel
1	3F+2T		6.60	0.53	1	1	1	1	2	1	1	1	1		7.13
2	1Lo+2Aq+SEQ	q	3.80	-0.66	-2	-2	-2	-3	-2	-2	-2	-2	-2		3.14
3	2A+1Eu+2S		5.10	0.09	1	0	0	0	1	0	2	0	0		5.19
4	3F		5.30	-0.08	0	0	0	0	0	0	-1	1	-1		5.22
5	3S<	F	3.44	-1.72	-5	-5	-5	-5	-5	-5	-5	-5	-5		1.72
6	FSSp4		3.00	0.17	1	0	0	1	0	1	1	2	0		3.17
7	LSp4		2.70	0.23	0	0	0	1	1	1	1	2	2		2.93
8	3T<	<	3.70	x -0.67	-1	-2	-2	-2	-2	-3	-2	-1	-3		3.03
9	2Lo	x	1.87	0.10	1	0	1	1	1	1	0	0	0		1.97
10	CCoSp3		3.00	0.30	1	1	-1	1	1	1	1	1	1		3.30
11	ChSq1		3.00	1.14	3	2	1	3	2	1	2	3	3		4.14
			<b>41.51</b>												<b>40.94</b>
<b>Program Components</b>				<b>Factor</b>											
Composition				2.67	5.25	5.50	5.25	5.50	5.00	5.25	4.50	5.50	5.50		5.32
Presentation				2.67	5.75	5.50	5.25	5.75	5.50	5.75	5.25	6.00	5.25		5.54
Skating Skills				2.67	5.25	5.50	5.50	5.50	5.75	6.00	5.50	5.75	5.75		5.61
<b>Judges Total Program Component Score (factored)</b>														<b>43.97</b>	

<b>Deductions:</b>	Falls	-1.00 (1)	<b>-1.00</b>
--------------------	-------	-----------	--------------

**JUDGES DETAILS PER SKATER**  
**JUNIOR WOMEN FREE SKATING**

Rank	Name	Nation	Starting Number	Total Segment Score	Total Element Score	Total Program Component Score (factored)						Total Deductions				
15	Nayeon KO	KOR	26	82.75	42.70	44.05						-4.00				
#	Executed Elements	Info	Base Value	GOE	J1	J2	J3	J4	J5	J6	J7	J8	J9	Ref.	Scores of Panel	
1	3Lzq	F	5.90	-2.95	-5	-5	-5	-5	-5	-5	-5	-5	-5		2.95	
2	1Lo		0.50	-0.01	0	0	-1	0	0	0	0	-1	0		0.49	
3	3F		5.30	0.76	2	2	1	1	2	1	2	1	0		6.06	
4	2A+3T<	F	6.66	-1.68	-5	-5	-5	-5	-5	-5	-5	-5	-5		4.98	
5	FCCoSp3		3.00	0.34	1	2	0	2	0	1	1	1	2		3.34	
6	3Lz+REP	F	4.54	-2.95	-5	-5	-5	-5	-5	-5	-5	-5	-5		1.59	
7	2T+2A+2T+SEQ		6.49	x 0.00	0	0	0	0	-2	0	0	0	0		6.49	
8	3S+2T*	*	4.73	x 0.12	1	0	1	0	0	0	1	0	0		4.85	
9	FCSp4		3.20	0.59	3	1	2	2	1	2	2	2	2		3.79	
10	CCoSp4		3.50	0.80	3	2	2	2	3	2	2	2	3		4.30	
11	ChSq1		3.00	0.86	2	1	2	2	-2	1	2	2	2		3.86	
			<b>46.82</b>												<b>42.70</b>	
Program Components			Factor													
Composition			2.67	5.50	5.50	5.75	5.50	5.25	5.50	4.75	5.25	5.75	5.46			
Presentation			2.67	4.75	5.25	5.00	5.75	4.50	5.00	5.00	5.25	5.50	5.11			
Skating Skills			2.67	6.00	5.75	6.25	6.00	5.75	5.75	5.75	6.00	6.25	5.93			
<b>Judges Total Program Component Score (factored)</b>																<b>44.05</b>
<b>Deductions:</b>			Time violation	-1.00	Falls	-3.00 (3)						<b>-4.00</b>				

Rank	Name	Nation	Starting Number	Total Segment Score	Total Element Score	Total Program Component Score (factored)						Total Deductions				
16	Julija LOVRENCIC	SLO	20	81.82	41.00	40.82						0.00				
#	Executed Elements	Info	Base Value	GOE	J1	J2	J3	J4	J5	J6	J7	J8	J9	Ref.	Scores of Panel	
1	3Lz<	<	4.72	-1.42	-1	-3	-3	-3	-4	-3	-3	-3	-3		3.30	
2	2Aq+1Eu+2F	q	5.60	-0.66	-2	-2	-2	-2	-2	-2	-2	-1	-2		4.94	
3	3S+2T		5.60	0.00	0	0	1	0	0	0	0	0	0		5.60	
4	3S		4.30	0.00	0	0	0	0	0	0	0	0	1		4.30	
5	CCoSp4		3.50	0.30	1	1	0	1	0	1	1	1	1		3.80	
6	3T+2T		6.05	x 0.00	0	1	0	0	0	0	0	0	0		6.05	
7	2A		3.63	x 0.09	1	0	0	0	1	0	0	0	1		3.72	
8	FCCoSp4V		2.63	0.00	1	0	0	0	-1	0	0	0	0		2.63	
9	ChSq1		3.00	0.57	2	0	1	0	1	1	1	2	2		3.57	
10	2T*	*	0.00	x 0.00	-	-	-	-	-	-	-	-	-		0.00	
11	LSp4		2.70	0.39	2	1	1	1	1	1	2	2	3		3.09	
			<b>41.73</b>												<b>41.00</b>	
Program Components			Factor													
Composition			2.67	5.25	5.00	5.00	5.25	5.00	5.25	4.75	5.50	5.00	5.11			
Presentation			2.67	5.50	5.00	4.75	5.00	5.00	5.50	4.25	5.50	5.25	5.14			
Skating Skills			2.67	5.00	4.75	5.00	4.75	5.25	5.50	5.00	5.25	5.00	5.04			
<b>Judges Total Program Component Score (factored)</b>																<b>40.82</b>
<b>Deductions:</b>																<b>0.00</b>



**JUDGES DETAILS PER SKATER**  
**JUNIOR WOMEN FREE SKATING**

Rank	Name	Nation	Starting Number	Total Segment Score	Total Element Score	Total Program Component Score (factored)						Total Deductions				
17	Lia LYUBENOVA	BUL	11	81.41	41.99	40.42						-1.00				
#	Executed Elements	Info	Base Value	GOE	J1	J2	J3	J4	J5	J6	J7	J8	J9	Ref.	Scores of Panel	
1	3Lz+2T		7.20	-0.34	-1	0	0	-1	-1	-2	0	1	-1		6.86	
2	3Loq	q	4.90	-0.98	-2	-2	-2	-2	-2	-2	-2	-2	-2		3.92	
3	3T+2T		5.50	0.00	0	0	0	0	-1	0	0	0	1		5.50	
4	2A<+1Eu+3S	<	7.44	-1.04	-3	-2	-2	-2	-3	-3	-2	-3	-2		6.40	
5	CSp3		2.30	0.23	1	1	1	1	1	1	2	1	1		2.53	
6	3T<	<	3.70	-0.77	-2	-2	-2	-2	-3	-3	-3	-1	-2		2.93	
7	2A	F	3.63	x -1.65	-5	-5	-5	-5	-5	-5	-5	-5	-5		1.98	
8	ChSq1		3.00	0.50	1	1	1	2	1	1	0	1	1		3.50	
9	FSSp		0.00	0.00	-	-	-	-	-	-	-	-	-		0.00	
10	3S	x	4.73	-0.06	0	0	0	0	-1	0	0	1	-1		4.67	
11	CCoSp4		3.50	0.20	0	1	1	1	0	1	1	0	0		3.70	
			<b>45.90</b>												<b>41.99</b>	
Program Components			Factor													
Composition			2.67	4.75	5.75	5.25	4.50	5.00	5.25	4.50	5.50	5.50				5.11
Presentation			2.67	4.75	5.50	5.25	4.75	4.75	5.00	4.25	5.00	5.25				4.96
Skating Skills			2.67	5.00	5.50	5.50	4.75	4.75	4.75	4.75	5.25	5.50				5.07
<b>Judges Total Program Component Score (factored)</b>																<b>40.42</b>
<b>Deductions:</b>			Falls	-1.00 (1)											<b>-1.00</b>	

Rank	Name	Nation	Starting Number	Total Segment Score	Total Element Score	Total Program Component Score (factored)						Total Deductions				
18	Elizabeth NOU	EST	23	81.36	41.90	42.46						-3.00				
#	Executed Elements	Info	Base Value	GOE	J1	J2	J3	J4	J5	J6	J7	J8	J9	Ref.	Scores of Panel	
1	2A+1Eu+3S<		7.24	-1.72	-5	-5	-4	-5	-5	-5	-5	-5	-5		5.52	
2	3Lz<	F	4.72	-2.36	-5	-5	-5	-5	-5	-5	-5	-5	-5		2.36	
3	3F		5.30	0.23	1	1	1	1	0	0	0	0	0		5.53	
4	FSSp4		3.00	0.04	0	0	-1	0	1	0	0	1	0		3.04	
5	3T+2T		5.50	0.30	1	1	1	1	0	1	1	0	0		5.80	
6	3T<	<	3.70	x -0.72	-1	-2	-2	-1	-3	-3	-3	-2	-2		2.98	
7	3Lz<+REP	F	3.63	x -2.36	-5	-5	-5	-5	-5	-5	-5	-5	-5		1.27	
8	CCoSp3		3.00	0.30	2	1	0	2	1	1	1	1	0		3.30	
9	ChSq1		3.00	0.79	2	1	2	3	1	1	2	2	1		3.79	
10	2A+2T	x	5.06	0.28	1	1	1	2	0	0	1	1	1		5.34	
11	LSp4		2.70	0.27	1	1	1	1	-2	0	1	2	2		2.97	
			<b>46.85</b>												<b>41.90</b>	
Program Components			Factor													
Composition			2.67	5.50	5.50	5.25	5.50	4.50	5.50	5.25	5.25	5.25				5.36
Presentation			2.67	5.75	5.25	4.75	5.50	4.75	5.00	4.75	5.25	4.75				5.04
Skating Skills			2.67	5.50	5.75	5.75	5.75	5.25	5.50	5.25	5.50	5.25				5.50
<b>Judges Total Program Component Score (factored)</b>																<b>42.46</b>
<b>Deductions:</b>			Falls	-3.00 (3)											<b>-3.00</b>	

**JUDGES DETAILS PER SKATER**  
**JUNIOR WOMEN FREE SKATING**

Rank	Name	Nation	Starting Number	Total Segment Score	Total Element Score	Total Program Component Score (factored)						Total Deductions				
19	Flora Marie SCHALLER	AUT	14	79.16	39.71	40.45						-1.00				
#	Executed Elements	Info	Base Value	GOE	J1	J2	J3	J4	J5	J6	J7	J8	J9	Ref.	Scores of Panel	
1	3S+2T		5.60	0.00	0	0	1	0	-1	0	0	0	0		5.60	
2	3Lo<	F	3.92	-1.96	-5	-5	-5	-5	-5	-5	-5	-5	-5		1.96	
3	3T<	<	3.36	-0.72	-2	-2	-1	-2	-3	-4	-3	-1	-2		2.64	
4	2Lz+2Lo		3.80	0.09	1	1	1	1	0	0	0	0	0		3.89	
5	FCCoSp4		3.50	0.45	2	1	1	1	1	1	2	2	1		3.95	
6	3S<<	<<	1.43	-0.48	-3	-4	-3	-5	-4	-4	-4	-4	-3		0.95	
7	2A+1Eu+2F		6.16	x 0.05	0	0	1	-1	0	0	0	1	0		6.21	
8	ChSq1		3.00	0.57	1	0	1	2	1	0	2	2	1		3.57	
9	2A		3.63	x 0.14	0	0	1	1	0	0	1	1	0		3.77	
10	CCoSp4		3.50	0.20	1	0	1	1	0	0	1	1	0		3.70	
11	CCSp4		3.20	0.27	0	1	1	1	1	1	0	1	1		3.47	
			<b>41.10</b>												<b>39.71</b>	
Program Components				Factor												
Composition				2.67	5.00	5.00	5.25	5.25	4.25	5.25	4.75	5.25	5.25	5.25		5.11
Presentation				2.67	5.50	5.00	5.50	5.50	4.50	5.25	5.25	5.00	4.75		5.18	
Skating Skills				2.67	4.50	4.75	5.00	4.75	4.25	5.00	5.00	5.25	5.00		4.86	
<b>Judges Total Program Component Score (factored)</b>														<b>40.45</b>		
<b>Deductions:</b>				Falls	-1.00 (1)									<b>-1.00</b>		

Rank	Name	Nation	Starting Number	Total Segment Score	Total Element Score	Total Program Component Score (factored)						Total Deductions			
20	Aleksandra JANIKOWSKA	POL	13	78.37	41.17	37.20						0.00			
#	Executed Elements	Info	Base Value	GOE	J1	J2	J3	J4	J5	J6	J7	J8	J9	Ref.	Scores of Panel
1	3T+2A+2T+SEQ		8.80	0.36	1	0	2	0	1	1	1	1	1		9.16
2	3Lz+2T		7.20	0.00	0	0	0	0	-1	0	0	0	0		7.20
3	2S		1.30	0.00	0	0	0	-1	0	0	1	0	0		1.30
4	CSp3		2.30	0.10	0	1	1	0	-1	1	0	1	0		2.40
5	3Lz	x	6.49	-0.25	0	0	0	-1	-2	0	-1	0	-1		6.24
6	ChSq1		3.00	-0.29	-2	0	0	-1	-1	-1	-1	2	0		2.71
7	1T	x	0.44	-0.12	-4	-1	-2	-3	-3	-4	-4	0	-5		0.32
8	CCoSp3V		2.25	-0.16	0	0	0	1	-2	-1	-1	-2	-1		2.09
9	2A+2Lo	x	5.50	-0.61	-2	-1	-2	-3	-2	0	-3	-2	-1		4.89
10	2F	x	1.98	-0.33	-1	-2	-2	-2	-2	-4	-3	0	-1		1.65
11	FSSp4		3.00	0.21	2	1	1	1	1	0	1	0	0		3.21
			<b>42.26</b>												<b>41.17</b>
Program Components				Factor											
Composition				2.67	3.75	4.75	5.50	4.75	4.25	4.75	4.50	4.25	5.25		4.64
Presentation				2.67	3.75	4.75	5.25	4.25	3.50	4.75	4.00	4.50	5.00		4.43
Skating Skills				2.67	4.50	4.75	5.75	5.00	4.50	5.00	4.75	4.50	5.50		4.86
<b>Judges Total Program Component Score (factored)</b>														<b>37.20</b>	
<b>Deductions:</b>														<b>0.00</b>	

**JUDGES DETAILS PER SKATER**  
**JUNIOR WOMEN FREE SKATING**

Rank	Name	Nation	Starting Number	Total Segment Score	Total Element Score	Total Program Component Score (factored)						Total Deductions			
21	Lena EKKER	HUN	16	76.51	40.24	40.27						-4.00			
#	Executed Elements	Info	Base Value	GOE	J1	J2	J3	J4	J5	J6	J7	J8	J9	Ref.	Scores of Panel
1	3Lo	F	4.90	-2.45	-5	-5	-5	-5	-5	-5	-5	-5	-5		2.45
2	3Lz<	<	4.72	-1.21	-1	-3	-2	-2	-3	-3	-3	-4	-2		3.51
3	3Sq+2A<+SEQ	<	6.94	-1.41	-1	-4	-4	-4	-4	-2	-4	-3	-2		5.53
4	LSp4		2.70	0.19	0	0	1	2	-2	2	2	0	0		2.89
5	3S+1Eu+2S		6.10	0.18	1	1	1	0	-1	0	1	0	0		6.28
6	3T+2T		6.05	x -0.12	0	0	0	0	-1	0	-1	0	-1		5.93
7	3T<	F	3.70	x -1.68	-5	-5	-5	-5	-5	-5	-5	-5	-5		2.02
8	FCSp4		3.20	0.32	1	1	1	2	1	1	1	1	0		3.52
9	ChSq1	F	3.00	-2.36	-5	-5	-5	-4	-4	-4	-5	-5	-5		0.64
10	2A		3.63	x 0.14	0	0	1	1	0	2	0	1	0		3.77
11	CCoSp4		3.50	0.20	0	1	0	1	1	0	1	1	0		3.70
			<b>48.44</b>											<b>40.24</b>	
Program Components			Factor												
Composition			2.67	4.75	5.50	5.25	5.25	5.25	5.00	4.50	4.50	5.25			5.04
Presentation			2.67	4.25	5.25	4.75	5.00	5.25	4.75	4.50	4.25	5.00			4.79
Skating Skills			2.67	5.00	5.25	5.25	5.25	5.50	5.25	5.00	5.25	5.50			5.25
<b>Judges Total Program Component Score (factored)</b>														<b>40.27</b>	
<b>Deductions:</b>			Time violation	-1.00	Falls							-3.00 (3)	<b>-4.00</b>		

Rank	Name	Nation	Starting Number	Total Segment Score	Total Element Score	Total Program Component Score (factored)						Total Deductions			
22	Zhasmin SHLAGA	KGZ	7	74.96	39.62	36.34						-1.00			
#	Executed Elements	Info	Base Value	GOE	J1	J2	J3	J4	J5	J6	J7	J8	J9	Ref.	Scores of Panel
1	Lo	F	0.00	0.00	-	-	-	-	-	-	-	-	-		0.00
2	3T		4.20	0.54	1	1	1	2	1	2	2	0	1		4.74
3	3S+2T		5.60	0.18	0	0	1	1	1	1	0	0	0		5.78
4	CCoSp3		3.00	0.64	2	2	2	2	2	1	3	2	3		3.64
5	3T+2A+SEQ		7.50	-1.38	-5	0	-3	-4	-3	-4	-3	-2	-4		6.12
6	2S		1.43	x 0.00	0	0	0	0	0	0	0	0	-1		1.43
7	ChSq1		3.00	0.29	0	0	1	0	1	2	1	1	0		3.29
8	2A		3.63	x 0.24	1	0	1	0	1	0	1	2	1		3.87
9	2Lz+2Lo+2T<	<	5.32	x -0.48	-2	-2	-2	-2	-3	-3	-2	-2	-3		4.84
10	FCCoSp3		3.00	0.17	1	1	-1	1	-2	1	1	1	0		3.17
11	LSp3		2.40	0.34	1	1	2	2	-1	1	1	4	2		2.74
			<b>39.08</b>											<b>39.62</b>	
Program Components			Factor												
Composition			2.67	4.00	4.50	4.25	5.25	4.00	4.00	3.75	4.50	4.50			4.25
Presentation			2.67	4.75	4.75	4.00	5.50	3.75	4.50	4.25	5.00	4.50			4.54
Skating Skills			2.67	4.25	4.25	4.75	5.50	4.75	5.00	5.25	5.00	4.75			4.82
<b>Judges Total Program Component Score (factored)</b>														<b>36.34</b>	
<b>Deductions:</b>			Falls	-1.00 (1)										<b>-1.00</b>	

**JUDGES DETAILS PER SKATER**  
**JUNIOR WOMEN FREE SKATING**

Rank	Name	Nation	Starting Number	Total Segment Score	Total Element Score	Total Program Component Score (factored)							Total Deductions		
23	Yekaterina BALYUBA	KAZ	22	74.58	39.39	35.19							0.00		
#	Executed Elements	Info	Base Value	GOE	J1	J2	J3	J4	J5	J6	J7	J8	J9	Ref.	Scores of Panel
1	3Lz!q	!	5.90	-2.95	-5	-5	-5	-5	-5	-5	-5	-5	-5		2.95
2	3F		5.30	-1.14	-2	-2	-3	-1	-2	-2	-3	-2	-2		4.16
3	2A<+2A<+SEQ	<	5.28	-1.28	-4	-4	-5	-5	-5	-5	-5	-5	-5		4.00
4	2F		1.80	0.05	1	0	0	0	0	0	1	0	1		1.85
5	FSSp3		2.60	0.30	2	1	1	1	1	1	1	3	1		2.90
6	ChSq1		3.00	-0.50	0	0	-1	-1	-3	0	-3	1	-2		2.50
7	3Lz!+2Tq	!	7.92	x -2.02	-3	-3	-4	-4	-3	-4	-3	-3	-4		5.90
8	3F<+2T+2Loq	<	7.96	x -1.70	-4	-2	-4	-5	-4	-5	-4	-4	-3		6.26
9	2Lz	x	2.31	0.00	0	0	0	0	0	0	0	0	0		2.31
10	CCoSp4		3.50	0.05	0	0	-1	0	-1	1	0	1	1		3.55
11	LSp4		2.70	0.31	1	0	2	1	1	1	1	2	1		3.01
			<b>48.27</b>												<b>39.39</b>
Program Components				Factor											
Composition				2.67	4.50	4.75	4.00	4.00	3.00	4.50	3.75	5.00	4.25		4.25
Presentation				2.67	4.25	4.75	4.00	4.00	3.00	4.50	3.25	5.00	4.00		4.11
Skating Skills				2.67	5.25	5.50	5.00	4.50	4.25	4.75	4.50	5.25	4.50		4.82
<b>Judges Total Program Component Score (factored)</b>														<b>35.19</b>	

**Deductions:** **0.00**

Rank	Name	Nation	Starting Number	Total Segment Score	Total Element Score	Total Program Component Score (factored)							Total Deductions		
24	Cathryn LIMKETKAI	PHI	15	71.49	38.82	35.67							-3.00		
#	Executed Elements	Info	Base Value	GOE	J1	J2	J3	J4	J5	J6	J7	J8	J9	Ref.	Scores of Panel
1	3Lz+2T		7.20	0.67	1	1	2	0	1	1	2	1	1		7.87
2	3F		5.30	-1.89	-4	-4	-4	-3	-4	-3	-3	-2	-5		3.41
3	1Lo		0.50	-0.01	0	0	-1	-1	-1	0	0	0	0		0.49
4	FCCoSp4		3.50	0.25	0	0	1	1	1	1	1	1	0		3.75
5	3S		4.30	0.18	0	0	1	-1	1	1	0	0	1		4.48
6	3Lz<	F	5.19	x -2.36	-5	-5	-5	-5	-5	-5	-5	-5	-5		2.83
7	ChSq1		3.00	-0.21	0	-1	0	1	-2	1	0	-2	-1		2.79
8	3F<+REP	F	3.26	x -2.12	-5	-5	-5	-5	-5	-5	-5	-5	-5		1.14
9	2A+2Aq+SEQ	F	7.26	x -1.65	-5	-5	-5	-5	-5	-4	-5	-5	-5		5.61
10	CCoSp4		3.50	-0.05	0	0	0	0	-1	0	0	0	-1		3.45
11	FSSp4		3.00	0.00	0	-1	2	0	0	1	0	0	-1		3.00
			<b>46.01</b>												<b>38.82</b>
Program Components				Factor											
Composition				2.67	4.25	4.25	5.00	4.50	3.75	5.00	4.25	4.00	4.75		4.43
Presentation				2.67	3.75	4.25	4.50	4.50	3.75	5.00	4.25	3.75	4.25		4.18
Skating Skills				2.67	4.50	4.75	5.25	5.25	4.25	5.25	4.75	4.25	4.50		4.75
<b>Judges Total Program Component Score (factored)</b>														<b>35.67</b>	

**Deductions:** Falls -3.00 (3) **-3.00**

**JUDGES DETAILS PER SKATER**  
**JUNIOR WOMEN FREE SKATING**

Rank	Name	Nation	Starting Number	Total Segment Score	Total Element Score	Total Program Component Score (factored)						Total Deductions			
25	Lena CUSAK	CRO	12	71.05	32.48	39.57						-1.00			
#	Executed Elements	Info	Base Value	GOE	J1	J2	J3	J4	J5	J6	J7	J8	J9	Ref.	Scores of Panel
1	3F		5.30	-1.82	-3	-4	-4	-3	-3	-4	-3	-2	-4		3.48
2	3S+2T+2Lo<	<	6.96	-0.86	-2	-2	-2	-2	-2	-3	-2	-1	-2		6.10
3	2A		3.30	0.24	1	1	0	1	0	1	1	1	0		3.54
4	FSSp4		3.00	0.26	2	0	1	1	1	1	0	2	0		3.26
5	ChSq1		3.00	0.50	1	1	1	1	1	1	1	2	1		3.50
6	2A<	F	2.64	-1.32	-5	-5	-5	-5	-5	-5	-5	-5	-5		1.32
7	1F		0.55	x -0.02	0	0	-1	-1	-2	0	0	0	-1		0.53
8	3S+2T		6.16	x 0.00	-1	0	0	0	0	0	0	1	0		6.16
9	CSp4		2.60	0.22	2	1	1	1	0	0	1	1	1		2.82
10	Lz		0.00	x 0.00	-	-	-	-	-	-	-	-	-		0.00
11	2Lz*+2Lo*	*	0.00	0.00	-	-	-	-	-	-	-	-	-		0.00
12	CCoSp3V		2.25	-0.48	-2	-2	-2	-1	-4	-1	-3	-3	-2		1.77
			<b>35.76</b>												<b>32.48</b>
<b>Program Components</b>				<b>Factor</b>											
Composition				2.67	5.00	5.75	4.75	5.00	4.00	4.75	4.75	5.75	5.25		5.04
Presentation				2.67	4.50	5.50	4.50	5.00	4.25	4.75	4.50	5.00	5.50		4.82
Skating Skills				2.67	5.25	5.25	4.75	5.00	4.25	4.50	4.75	5.50	5.25		4.96
<b>Judges Total Program Component Score (factored)</b>														<b>39.57</b>	
<b>Deductions:</b>				Falls	-1.00 (1)									<b>-1.00</b>	

Rank	Name	Nation	Starting Number	Total Segment Score	Total Element Score	Total Program Component Score (factored)						Total Deductions			
26	Sofi KARAPETYAN	ARM	8	68.93	33.34	35.59						0.00			
#	Executed Elements	Info	Base Value	GOE	J1	J2	J3	J4	J5	J6	J7	J8	J9	Ref.	Scores of Panel
1	2Aq	q	3.30	-0.61	-2	-2	-1	-2	-2	-2	-2	-2	-1		2.69
2	3S+2T		5.60	-1.11	-2	-3	-4	-3	-2	-3	-3	-2	-2		4.49
3	1A		1.10	0.02	0	0	1	0	0	0	0	0	1		1.12
4	2Lz+1A+1Lo<<+SEQ	<<	3.20	-1.05	-5	-4	-5	-5	-5	-5	-5	-5	-5		2.15
5	ChSq1		3.00	0.14	-1	1	0	2	0	1	0	-2	1		3.14
6	3S		4.73	x -0.55	-2	-2	-2	-1	-1	-1	-1	0	-1		4.18
7	FCCoSp4		3.50	-0.30	-2	-1	0	1	-2	0	-2	-2	1		3.20
8	2Lz+2T		3.74	x 0.03	0	0	0	0	0	1	0	0	1		3.77
9	2F		1.98	x -0.08	0	0	0	0	-1	0	-1	-1	-1		1.90
10	CCoSp4		3.50	0.45	1	1	0	2	0	1	2	2	2		3.95
11	CSSp3		2.60	0.15	1	1	0	1	-1	0	1	2	0		2.75
			<b>36.25</b>												<b>33.34</b>
<b>Program Components</b>				<b>Factor</b>											
Composition				2.67	4.00	4.25	4.25	4.75	3.25	4.75	3.50	4.75	4.50		4.29
Presentation				2.67	4.50	4.50	4.25	4.75	3.75	4.75	4.00	5.00	4.25		4.43
Skating Skills				2.67	4.25	4.25	4.50	5.00	4.25	5.25	4.75	4.75	4.75		4.61
<b>Judges Total Program Component Score (factored)</b>														<b>35.59</b>	
<b>Deductions:</b>														<b>0.00</b>	

**JUDGES DETAILS PER SKATER**  
**JUNIOR WOMEN FREE SKATING**

Rank	Name	Nation	Starting Number	Total Segment Score	Total Element Score	Total Program Component Score (factored)							Total Deductions		
27	Varvara KOROTKOVA	UZB	10	68.69	37.88	32.81							-2.00		
#	Executed Elements	Info	Base Value	GOE	J1	J2	J3	J4	J5	J6	J7	J8	J9	Ref.	Scores of Panel
1	3Lze+2A+SEQ	e	8.02	-1.35	-3	-3	-2	-3	-4	-2	-3	-2	-4		6.67
2	3Lo	F	4.90	-2.45	-5	-5	-5	-5	-5	-5	-5	-5	-5		2.45
3	CCoSp3		3.00	0.30	2	2	1	1	-1	1	0	2	0		3.30
4	3S+1Eu+2F		6.60	-0.37	0	-1	0	-1	-1	-1	-1	-3	-1		6.23
5	FCCoSp3		3.00	-0.86	-3	-3	-3	-3	-4	0	-4	-2	-2		2.14
6	3F<	F	4.24	-2.12	-5	-5	-5	-5	-5	-5	-5	-5	-5		2.12
7	LSp2		1.90	-0.08	0	-1	0	0	-2	1	-1	0	-1		1.82
8	2A		3.63	x 0.00	0	0	0	0	0	0	0	1	0		3.63
9	3Lo+REP		3.77	x -0.63	-2	-1	-1	-1	-2	-1	-2	0	-1		3.14
10	2Lz+2T		3.74	x 0.00	0	0	0	0	0	0	0	0	-1		3.74
11	ChSq1		3.00	-0.36	-2	-1	0	-1	0	-1	-1	-1	0		2.64
			<b>45.80</b>												<b>37.88</b>
Program Components				Factor											
Composition				2.67	4.00	4.50	4.25	4.25	3.00	3.50	3.75	5.00	4.50		4.11
Presentation				2.67	3.50	4.25	4.00	3.75	3.00	3.25	3.75	4.75	4.00		3.79
Skating Skills				2.67	4.50	4.50	4.50	4.50	3.75	3.75	4.50	5.25	4.50		4.39
<b>Judges Total Program Component Score (factored)</b>														<b>32.81</b>	
<b>Deductions:</b>				Falls	-2.00 (2)									<b>-2.00</b>	

Rank	Name	Nation	Starting Number	Total Segment Score	Total Element Score	Total Program Component Score (factored)							Total Deductions		
28	Julia van DIJK	NED	19	66.55	32.50	38.05							-4.00		
#	Executed Elements	Info	Base Value	GOE	J1	J2	J3	J4	J5	J6	J7	J8	J9	Ref.	Scores of Panel
1	3F<	F	4.24	-2.12	-5	-5	-5	-5	-5	-5	-5	-5	-5		2.12
2	3Lz<	F	4.72	-2.36	-5	-5	-5	-5	-5	-5	-5	-5	-5		2.36
3	2A		3.30	-0.75	-1	-2	-3	-2	-2	-3	-3	-2	-2		2.55
4	3Sq+2T	q	5.60	-0.80	-1	-2	-2	-2	-2	-2	-2	-1	-2		4.80
5	ChSq1		3.00	0.36	1	1	0	1	0	1	1	1	0		3.36
6	CCoSp3V		2.25	0.20	2	1	0	2	1	1	1	0	0		2.45
7	LSp4		2.70	-0.08	1	0	0	1	-2	0	-2	1	-2		2.62
8	3F<+REP	F	3.26	x -2.12	-5	-5	-5	-5	-5	-5	-5	-5	-5		1.14
9	3S<+2A+SEQ	<	7.41	x -0.88	-2	-2	-2	-3	-3	-3	-2	-4	-3		6.53
10	3Lo<<	F	1.87	x -0.85	-5	-5	-5	-5	-5	-5	-5	-5	-5		1.02
11	FCCoSp4		3.50	0.05	2	1	0	0	0	0	0	0	0		3.55
			<b>41.85</b>												<b>32.50</b>
Program Components				Factor											
Composition				2.67	5.25	4.75	4.75	4.75	4.00	5.00	5.00	4.00	4.75		4.71
Presentation				2.67	4.50	4.75	3.75	4.75	4.25	4.50	4.75	3.75	4.50		4.43
Skating Skills				2.67	5.50	5.25	5.25	5.00	5.00	4.75	5.00	5.00	5.25		5.11
<b>Judges Total Program Component Score (factored)</b>														<b>38.05</b>	
<b>Deductions:</b>				Falls	-4.00 (4)									<b>-4.00</b>	

**JUDGES DETAILS PER SKATER**  
**JUNIOR WOMEN FREE SKATING**

Rank	Name	Nation	Starting Number	Total Segment Score	Total Element Score	Total Program Component Score (factored)						Total Deductions				
29	Natalia RUNCANU	ROU	3	61.46	31.98	29.48						0.00				
#	Executed Elements	Info	Base Value	GOE	J1	J2	J3	J4	J5	J6	J7	J8	J9	Ref.	Scores of Panel	
1	3S<	<	3.44	-1.67	-5	-5	-4	-5	-5	-5	-5	-4	-5		1.77	
2	2A+2T		4.60	-0.09	-1	0	0	-1	0	-1	0	1	0		4.51	
3	2F		1.80	0.00	0	0	0	0	0	0	0	0	1		1.80	
4	FCCoSp2		2.50	0.00	0	0	0	1	0	0	0	0	0		2.50	
5	2A		3.30	0.00	0	0	0	0	0	0	0	0	1		3.30	
6	2Lz+2Lo		4.18	x -0.03	0	1	0	-1	-1	0	0	0	0		4.15	
7	2Lz+2T+2Loq	q	5.61	x -0.42	-2	-2	-2	-2	-3	-2	-2	-2	-2		5.19	
8	2F	x	1.98	x -0.03	0	0	0	0	-1	0	0	1	-1		1.95	
9	ChSq1		3.00	-0.21	1	0	-1	-2	0	0	0	-2	0		2.79	
10	LSp2		1.90	-0.24	1	-2	-2	-1	-2	-1	-2	0	-1		1.66	
11	CCoSp3		3.00	-0.64	-3	-2	-3	-2	-3	0	-2	-2	-1		2.36	
			<b>35.31</b>												<b>31.98</b>	
Program Components			Factor													
Composition			2.67	3.00	3.75	3.50	4.00	3.75	4.25	3.75	3.75	4.00				3.79
Presentation			2.67	3.50	3.75	3.50	3.75	3.50	4.25	3.50	3.25	3.25	4.00			3.64
Skating Skills			2.67	3.75	3.50	3.75	4.00	3.25	4.50	3.25	3.50	3.50				3.61
<b>Judges Total Program Component Score (factored)</b>														<b>29.48</b>		

**Deductions:**

**0.00**

Rank	Name	Nation	Starting Number	Total Segment Score	Total Element Score	Total Program Component Score (factored)						Total Deductions				
30	Nela SNEBERGEROVA	CZE	4	57.05	27.82	32.23						-3.00				
#	Executed Elements	Info	Base Value	GOE	J1	J2	J3	J4	J5	J6	J7	J8	J9	Ref.	Scores of Panel	
1	3S	F	4.30	-2.03	-5	-5	-4	-5	-5	-4	-5	-4	-5		2.27	
2	3Lo		4.90	-1.33	-3	-3	-3	-3	-2	-2	-3	-2	-3		3.57	
3	3T<	F	3.36	-1.68	-5	-5	-5	-5	-5	-5	-5	-5	-5		1.68	
4	2F		1.80	0.13	0	1	1	1	1	1	0	1	0		1.93	
5	CSp3		2.30	0.13	2	0	1	1	0	1	0	-2	1		2.43	
6	2A	F	3.63	x -1.65	-5	-5	-5	-5	-5	-5	-5	-5	-5		1.98	
7	FCCoSp3		3.00	-0.13	-1	0	-2	0	-1	0	1	0	-1		2.87	
8	ChSq1		3.00	0.00	0	0	0	1	-2	1	0	0	-1		3.00	
9	3Tq+2T	q	6.05	x -0.90	-3	-2	-1	-2	-2	-2	-2	-3	-2		5.15	
10	2S	x	1.43	x -0.07	-1	-1	0	0	-1	0	0	-1	-1		1.36	
11	CCoSp2V		1.88	-0.30	-2	1	-2	0	-3	-1	-2	-2	-2		1.58	
			<b>35.65</b>												<b>27.82</b>	
Program Components			Factor													
Composition			2.67	4.50	4.50	4.25	4.00	3.50	4.25	3.25	3.75	4.25				4.07
Presentation			2.67	3.75	4.25	3.75	4.25	3.00	4.00	3.00	3.50	3.75				3.71
Skating Skills			2.67	4.25	4.50	4.50	4.50	3.75	4.75	3.50	4.00	4.50				4.29
<b>Judges Total Program Component Score (factored)</b>														<b>32.23</b>		
<b>Deductions:</b>			Falls	-3.00 (3)											<b>-3.00</b>	

**JUDGES DETAILS PER SKATER**  
**JUNIOR WOMEN FREE SKATING**

Rank	Name	Nation	Starting Number	Total Segment Score	Total Element Score	Total Program Component Score (factored)							Total Deductions		
31	Ysaline HIBON	LUX	9	57.03	25.99	34.04							-3.00		
#	Executed Elements	Info	Base Value	GOE	J1	J2	J3	J4	J5	J6	J7	J8	J9	Ref.	Scores of Panel
1	2A<	F	2.64	-1.32	-5	-5	-5	-5	-5	-5	-5	-5	-5		1.32
2	2S		1.30	0.00	0	0	1	0	0	0	0	0	0		1.30
3	2F		1.80	-0.03	1	0	0	0	-1	0	0	0	-1		1.77
4	2Lo+1Lo		2.20	0.00	0	0	0	-1	0	0	0	0	0		2.20
5	FCCoSp4		3.50	-0.05	-2	0	-1	1	0	0	0	1	-1		3.45
6	2Lz+2T+1A+SEQ		4.95	x 0.00	0	0	0	0	-1	0	0	0	0		4.95
7	ChSq1		3.00	0.43	0	0	1	2	2	0	2	1	0		3.43
8	2Lz<	F	1.85	x -0.84	-5	-5	-5	-5	-5	-5	-5	-5	-5		1.01
9	2F<	<	1.58	x -0.37	-3	-2	-2	-2	-3	-3	-3	-2	-3		1.21
10	CCoSp4		3.50	-0.10	-1	-1	0	0	-1	0	0	0	0		3.40
11	LSp2		1.90	0.05	0	0	2	1	-1	0	1	1	-1		1.95
			<b>28.22</b>											<b>25.99</b>	
Program Components				Factor											
Composition				2.67	4.50	4.00	4.50	4.50	4.75	3.25	4.25	4.25	4.00		4.29
Presentation				2.67	5.00	4.00	5.00	5.25	4.75	3.50	5.00	4.50	3.75		4.57
Skating Skills				2.67	3.50	3.75	4.25	4.00	4.25	3.00	4.00	4.50	3.50		3.89
<b>Judges Total Program Component Score (factored)</b>														<b>34.04</b>	
<b>Deductions:</b>				Time violation	-1.00	Falls							-2.00 (2)	<b>-3.00</b>	

Rank	Name	Nation	Starting Number	Total Segment Score	Total Element Score	Total Program Component Score (factored)							Total Deductions		
32	Ciera Francesca TURNER-FRICK	IRL	5	50.10	24.32	26.78							-1.00		
#	Executed Elements	Info	Base Value	GOE	J1	J2	J3	J4	J5	J6	J7	J8	J9	Ref.	Scores of Panel
1	2Lo+1Eu+2S		3.50	-0.46	-2	-3	-2	-3	-1	-3	-3	-3	-3		3.04
2	2A<	F	2.64	-1.32	-5	-5	-5	-5	-5	-5	-5	-5	-5		1.32
3	2F+1T		2.20	-0.03	0	-1	0	-1	0	0	0	0	0		2.17
4	2Lz+1A+SEQ		3.20	0.00	0	0	0	0	0	1	0	0	0		3.20
5	ChSq1		3.00	-0.43	-2	-1	0	-1	-2	0	0	-2	1		2.57
6	2Lo		1.87	x 0.10	1	0	1	0	1	0	1	0	1		1.97
7	FCSp1		1.90	-0.05	-1	0	0	0	-1	1	-1	0	0		1.85
8	CCoSp4		3.50	0.00	0	0	0	0	0	0	1	0	0		3.50
9	2F		1.98	x 0.00	0	0	0	0	0	0	0	1	0		1.98
10	1Lz		0.66	x -0.07	0	-1	-1	-1	-2	0	-1	-2	-2		0.59
11	SSp3		2.10	0.03	0	0	0	1	0	0	0	0	1		2.13
			<b>26.55</b>											<b>24.32</b>	
Program Components				Factor											
Composition				2.67	2.75	3.50	4.00	3.50	3.00	3.25	3.25	3.00	3.25		3.25
Presentation				2.67	2.50	3.75	3.50	3.50	3.00	3.50	3.25	2.75	3.00		3.21
Skating Skills				2.67	3.50	3.75	4.00	3.50	3.50	3.75	3.50	3.00	3.50		3.57
<b>Judges Total Program Component Score (factored)</b>														<b>26.78</b>	
<b>Deductions:</b>				Falls	-1.00 (1)								<b>-1.00</b>		







**JUNIOR ICE DANCE**

<b>Figure Skating and Ice Hockey School "Ice Arena"</b>	06 OCT 2023	14:30	Rhythm Dance
	07 OCT 2023	12:00	Free Dance

Size of Skating Arena:	30m*60m
Ice Conditions:	very good
Number of Entries:	11
Number of Participants:	11

Entry Withdrawn:

<b>Rhythm Dance</b>		
Duration:	2:50 +/- 10 seconds	
Segment Factor:	1.00	
<b>Program Component Factors:</b>	Composition	1.33
	Presentation	1.33
	Skating Skills	1.33

<b>Free Dance</b>		
Duration:	3:30 +/- 10 seconds	
Segment Factor:	1.00	
<b>Program Component Factors:</b>	Composition	2.00
	Presentation	2.00
	Skating Skills	2.00

Official OC Partner:



## RESULTS

### JUNIOR ICE DANCE

Pl.	Name	Nation	Total Score	RD	FD
1	Elizabeth TKACHENKO / Alexei KILIAKOV	ISR	170.33	1	1
2	Elliana PEAL / Ethan PEAL	USA	155.83	2	2
3	Noemi Maria TALI / Noah LAFORNARA	ITA	146.04	4	3
4	Eva BERNARD / Amedeo BONETTO	FRA	136.27	3	5
5	Alisa KORNEVA / Kieran MACDONALD	CAN	133.26	5	4
6	Molly HAIRSINE / Alessio SURENKOV-GULTCHEV	GBR	116.28	6	8
7	Maele LEDERMANN / Antonin EMO	SUI	114.49	8	6
8	Aurea CINCON-DEBOUT / Earl Jesse CELESTINO	CAN	113.97	7	7
9	Lena MALIQUEO-REPOUX / Illia SYNELNIKOV	FRA	105.26	9	9
10	Eva SHELAEVA / Ivan SOLOVYEV	KAZ	92.60	11	10
11	Maite OJEDA LINDHOLST / Hector GONZALEZ ELVIRA	ESP	89.37	10	11



**Ms. Rossella CECCATTINI, ISU**  
Referee



**Mr. Hal MARRON, ISU**  
Technical Controller

**Legend:**

**RD** Rhythm Dance                      **FD** Free Dance                      **Pl.** Place

Official OC Partner:





**PANEL OF JUDGES**  
**JUNIOR ICE DANCE**

**Officials**

Technical Controller	Mr. Hal MARRON	ISU
Technical Specialist	Ms. Slavka GRINCOVA	ISU
Technical Specialist	Mr. Rock LEMAY	ISU

**Judges**

Referee	Ms. Rossella CECCATTINI	ISU
Judge No. 1	Mr. Massimo ORLANDINI	ITA
Judge No. 2	Ms. Mary Elizabeth WIGHTMAN	USA
Judge No. 3	Ms. Hilary QUICK	CAN
Judge No. 4	Ms. Christine HURTH	FRA
Judge No. 5	Mr. Albert ZAYDMAN	ISR

**Data/Replay Operator**

Data Operator	Ms. Doroteja SIMUNIC	ISU
Replay Operator	Ms. Jana VANOVA	ISU

Official OC Partner:



## RESULTS

### JUNIOR ICE DANCE RHYTHM DANCE

Pl.	Name	Nation	Total Segment Score
1	Elizabeth TKACHENKO / Alexei KILIAKOV	ISR	68.52
2	Elliana PEAL / Ethan PEAL	USA	62.52
3	Eva BERNARD / Amedeo BONETTO	FRA	58.19
4	Noemi Maria TALI / Noah LAFORNARA	ITA	52.79
5	Alisa KORNEVA / Kieran MACDONALD	CAN	51.70
6	Molly HAIRSINE / Alessio SURENKOV-GULTCHEV	GBR	50.02
7	Aurea CINCON-DEBOUT / Earl Jesse CELESTINO	CAN	45.37
8	Maelle LEDERMANN / Antonin EMO	SUI	44.19
9	Lena MALIQUEO-REPOUX / Illia SYNELNIKOV	FRA	39.49
10	Maite OJEDA LINDHOLST / Hector GONZALEZ ELVIRA	ESP	36.96
11	Eva SHELAEVA / Ivan SOLOVYEV	KAZ	36.66



**Ms. Rossella CECCATTINI, ISU**  
Referee



**Mr. Hal MARRON, ISU**  
Technical Controller



JUDGES DETAILS PER SKATER  
 JUNIOR ICE DANCE RHYTHM DANCE

Rank	Name	Nation	Starting Number	Total Segment Score	Total Element Score	Total Program Component Score (factored)							Total Deductions		
1	Elizabeth TKACHENKO / Alexei KILIAKOV	ISR	5	68.52	38.71	29.81							0.00		
#	Executed Elements	Info	Base Value	GOE	J1	J2	J3	J4	J5	J6	J7	J8	J9	Ref.	Scores of Panel
1	SqTwW3+SqTwM4		6.97	2.40	3	3	2	4	3						9.37
2	2RF3+kpNYYY		4.75	1.05	2	2	1	2	2						5.80
3	1RF4+kpYYYY		5.50	1.05	2	2	2	3	2						6.55
4	DiStW3+DiStM2		7.83	2.43	2	2	2	3	3						10.26
5	RoLi4		5.45	1.28	2	1	3	3	3						6.73
			<b>30.50</b>												<b>38.71</b>
Program Components				Factor											
Composition				1.33	7.50	7.75	7.25	7.00	8.25					7.50	
Presentation				1.33	7.50	7.75	7.50	7.50	8.25					7.58	
Skating Skills				1.33	7.25	7.50	7.00	7.25	8.00					7.33	
<b>Judges Total Program Component Score (factored)</b>											<b>29.81</b>				
<b>Deductions:</b>															<b>0.00</b>
Violation of choreo restrictions				(1 of 6)											0.00

Rank	Name	Nation	Starting Number	Total Segment Score	Total Element Score	Total Program Component Score (factored)							Total Deductions		
2	Elliana PEAL / Ethan PEAL	USA	9	62.52	34.81	27.71							0.00		
#	Executed Elements	Info	Base Value	GOE	J1	J2	J3	J4	J5	J6	J7	J8	J9	Ref.	Scores of Panel
1	1RF3+kpYYYN		4.75	0.70	2	2	1	1	1						5.45
2	SqTwW4+SqTwM4		7.34	1.60	2	2	2	2	2						8.94
3	2RF2+kpNTYY		4.00	0.35	1	1	0	1	0						4.35
4	MiStW3+MiStM1		7.58	2.08	2	2	2	2	2						9.66
5	RoLi4		5.45	0.96	2	2	2	2	2						6.41
			<b>29.12</b>												<b>34.81</b>
Program Components				Factor											
Composition				1.33	7.25	7.00	7.00	6.50	7.25					7.08	
Presentation				1.33	7.00	7.25	6.75	6.75	7.50					7.00	
Skating Skills				1.33	6.75	7.00	6.50	6.25	7.25					6.75	
<b>Judges Total Program Component Score (factored)</b>											<b>27.71</b>				
<b>Deductions:</b>															<b>0.00</b>

Rank	Name	Nation	Starting Number	Total Segment Score	Total Element Score	Total Program Component Score (factored)							Total Deductions		
3	Eva BERNARD / Amedeo BONETTO	FRA	6	58.19	32.81	25.38							0.00		
#	Executed Elements	Info	Base Value	GOE	J1	J2	J3	J4	J5	J6	J7	J8	J9	Ref.	Scores of Panel
1	SqTwW4+SqTwM4		7.34	1.60	2	1	2	2	2						8.94
2	1RF2+kpYNNY		4.00	0.53	1	1	1	1	1						4.53
3	2RF1+kpYNNN		3.50	0.35	1	0	1	1	0						3.85
4	MiStW2+MiStM3		7.83	1.73	1	2	2	1	2						9.56
5	RoLi4		5.45	0.48	1	1	1	0	2						5.93
			<b>28.12</b>												<b>32.81</b>
Program Components				Factor											
Composition				1.33	6.75	6.50	6.75	5.75	6.50					6.58	
Presentation				1.33	6.25	6.50	6.50	6.00	6.50					6.42	
Skating Skills				1.33	6.25	6.00	6.25	5.75	6.00					6.08	
<b>Judges Total Program Component Score (factored)</b>											<b>25.38</b>				
<b>Deductions:</b>															<b>0.00</b>



## JUDGES DETAILS PER SKATER

### JUNIOR ICE DANCE RHYTHM DANCE

Rank	Name	Nation	Starting Number	Total Segment Score	Total Element Score	Total Program Component Score (factored)						Total Deductions				
4	Noemi Maria TALI / Noah LAFORNARA	ITA	7	52.79	28.52	25.27						-1.00				
#	Executed Elements	Info	Base Value	GOE	J1	J2	J3	J4	J5	J6	J7	J8	J9	Ref.	Scores of Panel	
1	1RF4+kpYYYY		5.50	0.70	1	2	1	2	1						6.20	
2	2RF2+kpNYYN		4.00	0.53	1	1	0	2	1						4.53	
3	SqTwW+SqTwM4	F	3.67	-1.60	-4	-5	-4	-4	-3						2.07	
4	MiStW1+MiStM3		7.58	1.73	1	2	1	2	2						9.31	
5	RoLi4		5.45	0.96	2	2	2	2	3						6.41	
			<b>26.20</b>											<b>28.52</b>		
Program Components			Factor													
Composition			1.33	6.50	7.00	6.00	6.00	7.00							6.50	
Presentation			1.33	6.00	6.50	5.50	6.25	6.75							6.25	
Skating Skills			1.33	6.25	6.75	5.75	5.75	7.00							6.25	
<b>Judges Total Program Component Score (factored)</b>																<b>25.27</b>
<b>Deductions:</b>			Falls											-1.00 (1)	<b>-1.00</b>	

Rank	Name	Nation	Starting Number	Total Segment Score	Total Element Score	Total Program Component Score (factored)						Total Deductions				
5	Alisa KORNEVA / Kieran MACDONALD	CAN	2	51.70	30.08	21.62						0.00				
#	Executed Elements	Info	Base Value	GOE	J1	J2	J3	J4	J5	J6	J7	J8	J9	Ref.	Scores of Panel	
1	SqTwW4+SqTwM4		7.34	0.00	0	0	0	1	0						7.34	
2	1RF4+kpYYYY		5.50	0.00	0	0	0	1	0						5.50	
3	2RF1+kpNYNN		3.50	0.00	0	0	0	1	-1						3.50	
4	DiStW2+DiStM2		7.46	0.35	0	1	0	1	0						7.81	
5	RoLi4		5.45	0.48	1	1	1	1	1						5.93	
			<b>29.25</b>											<b>30.08</b>		
Program Components			Factor													
Composition			1.33	5.75	5.25	5.50	5.00	5.50							5.42	
Presentation			1.33	5.50	5.50	5.25	5.50	5.50							5.50	
Skating Skills			1.33	5.50	5.00	5.75	5.25	5.25							5.33	
<b>Judges Total Program Component Score (factored)</b>																<b>21.62</b>
<b>Deductions:</b>																<b>0.00</b>

Rank	Name	Nation	Starting Number	Total Segment Score	Total Element Score	Total Program Component Score (factored)						Total Deductions				
6	Molly HAIRSINE / Alessio SURENKOV-GULTCHEV	GBR	10	50.02	28.52	21.50						0.00				
#	Executed Elements	Info	Base Value	GOE	J1	J2	J3	J4	J5	J6	J7	J8	J9	Ref.	Scores of Panel	
1	SqTwW3+SqTwM3		6.60	0.80	1	1	1	1	2						7.40	
2	1RF4+kpYYYY		5.50	-0.18	0	1	0	-1	-1						5.32	
3	2RF2+kpNYNY		4.00	-0.18	0	1	-1	0	-1						3.82	
4	MiStW1+MiStM1		6.96	0.00	1	0	0	0	0						6.96	
5	RoLi3		4.70	0.32	0	1	1	0	2						5.02	
			<b>27.76</b>											<b>28.52</b>		
Program Components			Factor													
Composition			1.33	5.75	5.75	5.25	5.00	5.50							5.50	
Presentation			1.33	5.50	6.00	5.00	4.75	5.50							5.33	
Skating Skills			1.33	5.75	6.00	5.25	4.50	5.00							5.33	
<b>Judges Total Program Component Score (factored)</b>																<b>21.50</b>
<b>Deductions:</b>																<b>0.00</b>

**JUDGES DETAILS PER SKATER**  
**JUNIOR ICE DANCE RHYTHM DANCE**

Rank	Name	Nation	Starting Number	Total Segment Score	Total Element Score	Total Program Component Score (factored)						Total Deductions			
7	Aurea CINCON-DEBOUT / Earl Jesse CELESTINO	CAN	1	45.37	26.52	18.85						0.00			
#	Executed Elements	Info	Base Value	GOE	J1	J2	J3	J4	J5	J6	J7	J8	J9	Ref.	Scores of Panel
1	SqTwW4+SqTwM3		6.97	-0.80	-1	-1	0	-1	-1						6.17
2	1RF3+kpYYNY		4.75	-0.18	-1	0	0	0	-1						4.57
3	2RF2+kpNNYY		4.00	-0.53	-1	-1	-1	-1	-2						3.47
4	MiStW1+MiStM2		7.21	-0.35	0	0	-1	0	-1						6.86
5	RoLi4		5.45	0.00	1	0	0	0	0						5.45
			<b>28.38</b>											<b>26.52</b>	
Program Components				Factor											
Composition				1.33	5.00	5.00	5.00	4.50	4.75					4.92	
Presentation				1.33	4.50	5.00	5.25	4.25	4.75					4.75	
Skating Skills				1.33	4.00	4.75	4.75	4.00	5.00					4.50	
<b>Judges Total Program Component Score (factored)</b>												<b>18.85</b>			
<b>Deductions:</b>														<b>0.00</b>	

Rank	Name	Nation	Starting Number	Total Segment Score	Total Element Score	Total Program Component Score (factored)						Total Deductions			
8	Maelle LEDERMANN / Antonin EMO	SUI	3	44.19	24.57	20.62						-1.00			
#	Executed Elements	Info	Base Value	GOE	J1	J2	J3	J4	J5	J6	J7	J8	J9	Ref.	Scores of Panel
1	MiStW1+MiStM2		7.21	0.35	0	1	0	1	0						7.56
2	1RFB+kpNNNN		2.50	0.00	0	0	-1	1	0						2.50
3	2RF1+kpNYYN		3.50	-0.18	0	0	-1	0	-1						3.32
4	SqTwW3+SqTwM4		6.97	-0.27	0	-2	0	0	-1						6.70
5	CuLi4	>	5.45	-0.96	-2	-2	-2	-1	-2						4.49
			<b>25.63</b>											<b>24.57</b>	
Program Components				Factor											
Composition				1.33	5.25	5.50	5.00	5.25	5.75					5.33	
Presentation				1.33	5.00	5.00	5.50	5.00	5.50					5.17	
Skating Skills				1.33	4.75	5.00	5.00	5.00	5.25					5.00	
<b>Judges Total Program Component Score (factored)</b>												<b>20.62</b>			
<b>Deductions:</b>				Extended lifts		-1.00								<b>-1.00</b>	

Rank	Name	Nation	Starting Number	Total Segment Score	Total Element Score	Total Program Component Score (factored)						Total Deductions			
9	Lena MALIQUEO-REPOUX / Illia SYNELNIKOV	FRA	4	39.49	21.19	18.30						0.00			
#	Executed Elements	Info	Base Value	GOE	J1	J2	J3	J4	J5	J6	J7	J8	J9	Ref.	Scores of Panel
1	1RF2+kpYYNN		4.00	-0.35	-1	0	0	-1	-1						3.65
2	SqTwW2+SqTwMB		3.97	-0.75	-1	-2	0	-2	-1						3.22
3	2RFB+kpNNNN		2.50	-0.38	-1	0	0	-3	-2						2.12
4	SILi4		5.45	0.48	0	1	1	1	2						5.93
5	MiStW1+MiStM1		6.96	-0.69	-1	1	0	-1	-1						6.27
			<b>22.88</b>											<b>21.19</b>	
Program Components				Factor											
Composition				1.33	4.25	5.00	4.75	4.00	5.00					4.67	
Presentation				1.33	4.25	5.00	5.00	3.50	4.75					4.67	
Skating Skills				1.33	3.75	4.75	4.75	3.75	4.75					4.42	
<b>Judges Total Program Component Score (factored)</b>												<b>18.30</b>			
<b>Deductions:</b>														<b>0.00</b>	



**JUDGES DETAILS PER SKATER**  
**JUNIOR ICE DANCE RHYTHM DANCE**

Rank	Name	Nation	Starting Number	Total Segment Score	Total Element Score	Total Program Component Score (factored)						Total Deductions			
10	Maite OJEDA LINDHOLST / Hector GONZALEZ ELVIRA	ESP	8	36.96	20.44	16.52						0.00			
#	Executed Elements	Info	Base Value	GOE	J1	J2	J3	J4	J5	J6	J7	J8	J9	Ref.	Scores of Panel
1	1RF3+kpYYYY		4.75	-0.18	-1	0	0	-1	0						4.57
2	2RF1+kpNYNN		3.50	-0.53	-1	-1	-1	-1	0						2.97
3	CuLi4		5.45	0.00	0	0	-1	0	1						5.45
4	MiStW1+MiStM2		7.21	-1.73	-3	-2	-2	-1	-1						5.48
5	SqTwW+SqTwM3		3.30	-1.33	-4	-4	-3	-3	-3						1.97
			<b>24.21</b>												<b>20.44</b>
Program Components			Factor												
Composition			1.33	3.75	4.75	4.75	4.00	5.00							4.50
Presentation			1.33	3.00	4.50	4.50	3.00	4.50							4.00
Skating Skills			1.33	3.25	4.25	4.50	3.25	4.25							3.92
<b>Judges Total Program Component Score (factored)</b>															<b>16.52</b>
<b>Deductions:</b>														<b>0.00</b>	

Rank	Name	Nation	Starting Number	Total Segment Score	Total Element Score	Total Program Component Score (factored)						Total Deductions			
11	Eva SHELAEVA / Ivan SOLOVYEV	KAZ	11	36.66	21.15	15.51						0.00			
#	Executed Elements	Info	Base Value	GOE	J1	J2	J3	J4	J5	J6	J7	J8	J9	Ref.	Scores of Panel
1	MiStW1+MiStM2		7.21	-0.69	-1	0	0	-1	-1						6.52
2	CuLi4		5.45	0.16	0	1	1	0	0						5.61
3	1RF1+kpNNYN		3.50	-0.70	-1	-1	-1	-2	-2						2.80
4	2RFB+kpNNNN		2.50	-0.63	-1	-1	-2	-2	-2						1.87
5	SqTwW3+SqTwM2		6.22	-1.87	-3	-3	-1	-2	-2						4.35
			<b>24.88</b>												<b>21.15</b>
Program Components			Factor												
Composition			1.33	4.00	4.25	4.50	3.25	4.00							4.08
Presentation			1.33	3.50	4.00	4.00	2.75	3.75							3.75
Skating Skills			1.33	3.50	4.25	4.25	3.00	3.75							3.83
<b>Judges Total Program Component Score (factored)</b>															<b>15.51</b>
<b>Deductions:</b>														<b>0.00</b>	

<b>Legend:</b>	#	Sequence number	GOE	Grade of Execution	Jx	Judges (x=1-9)	Ref.	Referee
	>	Extended Dance Lift	F	Fall				

Official OC Partner:



## RESULTS

### JUNIOR ICE DANCE FREE DANCE

Pl.	Name	Nation	Total Segment Score
1	Elizabeth TKACHENKO / Alexei KILIAKOV	ISR	101.81
2	Elliana PEAL / Ethan PEAL	USA	93.31
3	Noemi Maria TALI / Noah LAFORNARA	ITA	93.25
4	Alisa KORNEVA / Kieran MACDONALD	CAN	81.56
5	Eva BERNARD / Amedeo BONETTO	FRA	78.08
6	Maele LEDERMANN / Antonin EMO	SUI	70.30
7	Aurea CINCON-DEBOUT / Earl Jesse CELESTINO	CAN	68.60
8	Molly HAIRSINE / Alessio SURENKOV-GULTCHEV	GBR	66.26
9	Lena MALIQUEO-REPOUX / Illia SYNELNIKOV	FRA	65.77
10	Eva SHELAEVA / Ivan SOLOVYEV	KAZ	55.94
11	Maite OJEDA LINDHOLST / Hector GONZALEZ ELVIRA	ESP	52.41



**Ms. Rossella CECCATTINI, ISU**  
Referee



**Mr. Hal MARRON, ISU**  
Technical Controller

**JUDGES DETAILS PER SKATER**  
**JUNIOR ICE DANCE FREE DANCE**

Rank	Name	Nation	Starting Number	Total Segment Score	Total Element Score	Total Program Component Score (factored)						Total Deductions			
1	Elizabeth TKACHENKO / Alexei KILIAKOV	ISR	11	101.81	55.15	46.66						0.00			
#	Executed Elements	Info	Base Value	GOE	J1	J2	J3	J4	J5	J6	J7	J8	J9	Ref.	Scores of Panel
1	ChSt1		1.10	2.77	2	3	3	4	4						3.87
2	SILi4+StaLi4		10.90	2.88	3	2	3	3	3						13.78
3	SyTwW3+SyTwM4		6.47	1.94	2	3	2	3	3						8.41
4	OFTW2+OFTM3		5.72	1.46	2	2	2	2	3						7.18
5	DSp4		6.00	1.88	4	3	3	3	4						7.88
6	DiStW3+DiStM3		8.20	2.79	3	3	2	2	3						10.99
7	ChS11		1.10	1.94	2	2	2	3	4						3.04
			<b>39.49</b>												<b>55.15</b>
Program Components			Factor												
Composition			2.00	7.75	8.00	7.25	7.75	8.25							7.83
Presentation			2.00	8.00	7.75	7.50	8.00	8.25							7.92
Skating Skills			2.00	7.50	7.75	7.00	7.50	8.00							7.58
<b>Judges Total Program Component Score (factored)</b>															<b>46.66</b>
<b>Deductions:</b>															<b>0.00</b>

Rank	Name	Nation	Starting Number	Total Segment Score	Total Element Score	Total Program Component Score (factored)						Total Deductions			
2	Elliana PEAL / Ethan PEAL	USA	10	93.31	51.49	41.82						0.00			
#	Executed Elements	Info	Base Value	GOE	J1	J2	J3	J4	J5	J6	J7	J8	J9	Ref.	Scores of Panel
1	OFTW3+OFTM3		6.10	1.94	3	2	2	3	3						8.04
2	SILi4+RoLi4		10.90	1.92	2	2	2	2	3						12.82
3	DSp4		6.00	1.13	2	2	2	2	3						7.13
4	SeStW3+SeStM3		8.20	1.73	2	2	1	0	2						9.93
5	SyTwW4+SyTwM4		6.84	1.21	2	2	1	1	2						8.05
6	ChSt1		1.10	1.66	2	3	2	1	2						2.76
7	ChS11		1.10	1.66	2	2	2	2	2						2.76
			<b>40.24</b>												<b>51.49</b>
Program Components			Factor												
Composition			2.00	7.25	7.25	6.75	6.50	7.25							7.08
Presentation			2.00	7.25	7.25	6.50	6.50	7.50							7.00
Skating Skills			2.00	6.75	7.00	6.50	6.75	7.00							6.83
<b>Judges Total Program Component Score (factored)</b>															<b>41.82</b>
<b>Deductions:</b>															<b>0.00</b>

Rank	Name	Nation	Starting Number	Total Segment Score	Total Element Score	Total Program Component Score (factored)						Total Deductions			
3	Noemi Maria TALI / Noah LAFORNARA	ITA	9	93.25	51.41	41.84						0.00			
#	Executed Elements	Info	Base Value	GOE	J1	J2	J3	J4	J5	J6	J7	J8	J9	Ref.	Scores of Panel
1	ChAJ1		1.10	1.66	2	2	2	2	3						2.76
2	SyTwW4+SyTwM4		6.84	1.94	2	3	3	2	3						8.78
3	DSp4		6.00	1.13	2	2	2	2	3						7.13
4	DiStW3+DiStM2		7.83	1.73	2	1	2	1	2						9.56
5	CuLi4		5.45	0.96	2	2	2	2	3						6.41
6	OFTW3+OFTM3		6.10	1.46	2	2	2	1	2						7.56
7	RoLi4		5.45	1.28	3	3	2	2	3						6.73
8	ChSt1		1.10	1.38	2	3	1	1	2						2.48
			<b>39.87</b>												<b>51.41</b>
Program Components			Factor												
Composition			2.00	7.25	7.25	6.25	6.75	7.00							7.00
Presentation			2.00	7.25	6.75	6.00	7.00	7.25							7.00
Skating Skills			2.00	7.00	7.00	6.75	6.75	7.00							6.92
<b>Judges Total Program Component Score (factored)</b>															<b>41.84</b>
<b>Deductions:</b>															<b>0.00</b>

**JUDGES DETAILS PER SKATER**  
**JUNIOR ICE DANCE FREE DANCE**

Rank	Name	Nation	Starting Number	Total Segment Score	Total Element Score	Total Program Component Score (factored)						Total Deductions			
4	Alisa KORNEVA / Kieran MACDONALD	CAN	6	81.56	46.38	35.18						0.00			
#	Executed Elements	Info	Base Value	GOE	J1	J2	J3	J4	J5	J6	J7	J8	J9	Ref.	Scores of Panel
1	DSP3		5.25	1.13	3	1	2	2	2						6.38
2	OFTW3+OFTM4		6.47	0.97	1	1	2	1	2						7.44
3	StLi4		5.45	0.96	2	2	2	2	3						6.41
4	DiStW2+DiStM2		7.46	1.39	1	1	1	2	2						8.85
5	SILi4		5.45	0.48	1	1	1	1	2						5.93
6	SyTwW3+SyTwM4		6.47	0.48	1	0	0	1	1						6.95
7	ChSt1		1.10	1.11	2	2	1	1	1						2.21
8	ChLi1		1.10	1.11	1	2	1	1	2						2.21
			<b>38.75</b>											<b>46.38</b>	
Program Components			Factor												
Composition			2.00	7.00	6.00	5.75	5.75	6.00							5.92
Presentation			2.00	6.25	5.75	5.75	5.25	6.25							5.92
Skating Skills			2.00	5.75	5.50	6.00	5.50	6.00							5.75
<b>Judges Total Program Component Score (factored)</b>															<b>35.18</b>
<b>Deductions:</b>													<b>0.00</b>		

Rank	Name	Nation	Starting Number	Total Segment Score	Total Element Score	Total Program Component Score (factored)						Total Deductions			
5	Eva BERNARD / Amedeo BONETTO	FRA	8	78.08	41.58	37.50						-1.00			
#	Executed Elements	Info	Base Value	GOE	J1	J2	J3	J4	J5	J6	J7	J8	J9	Ref.	Scores of Panel
1	ChSp1		1.10	1.11	1	1	2	1	3						2.21
2	SILi4		5.45	0.96	2	1	2	2	3						6.41
3	OFTW2+OFTM2		5.34	0.97	1	1	2	1	2						6.31
4	CiStW3+CiStM3		8.20	1.39	1	1	2	1	2						9.59
5	SyTwW3+SyTwM2	F	5.72	-2.66	-4	-4	-3	-3	-4						3.06
6	DSP2		4.50	0.37	1	0	1	0	2						4.87
7	ChSt1		1.10	1.94	2	2	3	2	3						3.04
8	RoLi4		5.45	0.64	1	0	2	1	3						6.09
			<b>36.86</b>											<b>41.58</b>	
Program Components			Factor												
Composition			2.00	6.50	6.50	7.25	6.25	6.50							6.50
Presentation			2.00	6.00	6.00	6.75	5.75	6.25							6.08
Skating Skills			2.00	6.25	6.00	6.75	6.00	6.25							6.17
<b>Judges Total Program Component Score (factored)</b>															<b>37.50</b>
<b>Deductions:</b>				Falls	-1.00 (1)										<b>-1.00</b>

Rank	Name	Nation	Starting Number	Total Segment Score	Total Element Score	Total Program Component Score (factored)						Total Deductions			
6	Maele LEDERMANN / Antonin EMO	SUI	5	70.30	38.30	32.00						0.00			
#	Executed Elements	Info	Base Value	GOE	J1	J2	J3	J4	J5	J6	J7	J8	J9	Ref.	Scores of Panel
1	ChAJ1		1.10	0.83	1	0	1	1	2						1.93
2	OFTW2+OFTM2		5.34	0.48	0	1	1	0	1						5.82
3	SyTwW3+SyTwM2		5.72	0.00	0	0	0	0	1						5.72
4	SILi4		5.45	0.48	1	1	1	1	2						5.93
5	DiStW2+DiStM1		7.21	1.04	0	1	1	1	1						8.25
6	ChSt1		1.10	0.83	1	2	1	1	1						1.93
7	DSP3		5.25	0.00	0	0	0	0	1						5.25
8	StLi2		3.95	-0.48	0	-1	-2	-2	2						3.47
			<b>35.12</b>											<b>38.30</b>	
Program Components			Factor												
Composition			2.00	5.25	5.50	5.00	5.25	5.75							5.33
Presentation			2.00	5.25	5.50	5.50	4.75	6.00							5.42
Skating Skills			2.00	5.00	5.25	5.50	5.00	5.50							5.25
<b>Judges Total Program Component Score (factored)</b>															<b>32.00</b>
<b>Deductions:</b>													<b>0.00</b>		

**JUDGES DETAILS PER SKATER**  
**JUNIOR ICE DANCE FREE DANCE**

Rank	Name	Nation	Starting Number	Total Segment Score	Total Element Score	Total Program Component Score (factored)						Total Deductions			
7	Aurea CINCON-DEBOUT / Earl Jesse CELESTINO	CAN	4	68.60	38.60	30.00						0.00			
#	Executed Elements	Info	Base Value	GOE	J1	J2	J3	J4	J5	J6	J7	J8	J9	Ref.	Scores of Panel
1	SyTwW4+SyTwM4		6.84	0.24	1	0	0	0	2						7.08
2	ChSp1		1.10	0.83	1	2	1	1	1						1.93
3	SILi3		4.70	-0.48	-2	0	-1	-2	0						4.22
4	DiStW3+DiStM2		7.83	-0.35	0	0	1	-1	-1						7.48
5	OFTW1+OFTM2		5.09	-0.24	0	-1	-1	0	0						4.85
6	DSP4		6.00	0.37	2	1	0	0	1						6.37
7	ChSt1		1.10	0.55	1	1	1	0	0						1.65
8	RoLi3		4.70	0.32	2	0	0	0	2						5.02
			<b>37.36</b>												<b>38.60</b>
Program Components			Factor												
Composition			2.00	6.00	5.25	5.50	4.50	5.00							5.25
Presentation			2.00	5.25	5.25	5.50	4.00	4.75							5.08
Skating Skills			2.00	4.50	4.75	5.00	4.75	4.50							4.67
<b>Judges Total Program Component Score (factored)</b>														<b>30.00</b>	
<b>Deductions:</b>													<b>0.00</b>		

Rank	Name	Nation	Starting Number	Total Segment Score	Total Element Score	Total Program Component Score (factored)						Total Deductions			
8	Molly HAIRSINE / Alessio SURENKOV-GULTCHEV	GBR	7	66.26	36.94	31.32						-2.00			
#	Executed Elements	Info	Base Value	GOE	J1	J2	J3	J4	J5	J6	J7	J8	J9	Ref.	Scores of Panel
1	StaLi3	>	4.70	0.64	1	1	2	1	3						5.34
2	SyTwW4+SyTwM4		6.84	0.24	0	0	0	1	1						7.08
3	DiStW2+DiStM1		7.21	0.00	0	1	0	0	0						7.21
4	DSPB		1.80	-0.09	0	-1	-1	0	1						1.71
5	OFTW1+OFTM2		5.09	0.72	0	1	1	1	1						5.81
6	RoLi4	>	5.45	0.48	1	1	1	1	2						5.93
7	ChSt1		1.10	1.11	1	1	1	2	2						2.21
8	ChHy1		1.10	0.55	1	0	-1	1	1						1.65
			<b>33.29</b>												<b>36.94</b>
Program Components			Factor												
Composition			2.00	5.25	5.00	5.25	5.25	5.75							5.25
Presentation			2.00	5.00	5.25	5.00	5.00	5.75							5.08
Skating Skills			2.00	5.00	5.50	5.25	5.25	5.50							5.33
<b>Judges Total Program Component Score (factored)</b>														<b>31.32</b>	
<b>Deductions:</b>				Extended lifts											-2.00

Rank	Name	Nation	Starting Number	Total Segment Score	Total Element Score	Total Program Component Score (factored)						Total Deductions			
9	Lena MALIQUEO-REPOUX / Illia SYNELNIKOV	FRA	3	65.77	37.61	28.16						0.00			
#	Executed Elements	Info	Base Value	GOE	J1	J2	J3	J4	J5	J6	J7	J8	J9	Ref.	Scores of Panel
1	OFTW2+OFTM2		5.34	0.24	0	1	1	0	0						5.58
2	RoLi4		5.45	0.16	0	0	1	0	2						5.61
3	DSP2		4.50	0.19	0	0	0	1	2						4.69
4	CiStW2+CiStM2		7.46	-0.35	-1	0	1	0	-1						7.11
5	SILi4		5.45	0.80	1	2	2	1	2						6.25
6	SyTwW2+SyTwM2		5.34	0.00	0	0	-1	0	0						5.34
7	ChSp1		1.10	0.28	1	1	0	-1	0						1.38
8	ChSt1		1.10	0.55	1	2	1	0	0						1.65
			<b>35.74</b>												<b>37.61</b>
Program Components			Factor												
Composition			2.00	5.00	5.25	5.25	4.75	4.50							5.00
Presentation			2.00	4.25	5.00	4.75	4.50	4.25							4.50
Skating Skills			2.00	4.00	5.00	5.00	4.50	4.25							4.58
<b>Judges Total Program Component Score (factored)</b>														<b>28.16</b>	
<b>Deductions:</b>													<b>0.00</b>		

**JUDGES DETAILS PER SKATER**  
**JUNIOR ICE DANCE FREE DANCE**

Rank	Name	Nation	Starting Number	Total Segment Score	Total Element Score	Total Program Component Score (factored)						Total Deductions			
10	Eva SHELAEVA / Ivan SOLOVYEV	KAZ	2	55.94	31.94	24.00						0.00			
#	Executed Elements	Info	Base Value	GOE	J1	J2	J3	J4	J5	J6	J7	J8	J9	Ref.	Scores of Panel
1	OFTW2+OFTM1		5.09	-0.24	0	0	-1	-1	0						4.85
2	SILi4		5.45	0.16	0	1	0	0	2						5.61
3	SyTwW3+SyTwM2		5.72	-1.46	-3	-2	-2	-2	-2						4.26
4	CiStW1+CiStM2		7.21	-1.39	-1	0	-1	-2	-2						5.82
5	DSp2		4.50	-0.37	-1	0	-2	-1	2						4.13
6	ChSp1		1.10	-0.15	-1	0	-3	-1	0						0.95
7	ChSt1		1.10	0.20	0	2	-1	1	-1						1.30
8	RoLi3		4.70	0.32	0	1	-1	1	1						5.02
			<b>34.87</b>												<b>31.94</b>
<b>Program Components</b>			<b>Factor</b>												
Composition			2.00	4.00	4.50	3.75	4.25	4.50					4.25		
Presentation			2.00	3.75	4.25	4.00	3.75	4.00					3.92		
Skating Skills			2.00	3.25	4.00	3.75	3.75	4.50					3.83		
<b>Judges Total Program Component Score (factored)</b>														<b>24.00</b>	
<b>Deductions:</b>															<b>0.00</b>
Violation of choreo restrictions (1 of 6)															

Rank	Name	Nation	Starting Number	Total Segment Score	Total Element Score	Total Program Component Score (factored)						Total Deductions			
11	Maite OJEDA LINDHOLST / Hector GONZALEZ ELVIRA	ESP	1	52.41	29.41	23.00						0.00			
#	Executed Elements	Info	Base Value	GOE	J1	J2	J3	J4	J5	J6	J7	J8	J9	Ref.	Scores of Panel
1	DSp3		5.25	-0.37	-1	-1	-1	0	0						4.88
2	OFTW1+OFTM3		5.47	-0.72	0	-1	-1	-1	-1						4.75
3	CiStW1+CiStM2		7.21	-1.39	-1	-2	-2	-1	-1						5.82
4	SILi3+RoLi3		9.40	0.00	0	-1	0	0	0						9.40
5	SyTwWB+SyTwM2		3.47	-0.97	-2	-3	-2	-2	-2						2.50
6	ChSt1		1.10	-0.07	0	0	0	-1	-1						1.03
7	ChSl1		1.10	-0.07	0	-1	0	-1	1						1.03
			<b>33.00</b>												<b>29.41</b>
<b>Program Components</b>			<b>Factor</b>												
Composition			2.00	4.00	3.50	4.75	3.75	4.25					4.00		
Presentation			2.00	3.50	3.50	4.50	3.50	4.00					3.67		
Skating Skills			2.00	3.50	3.50	4.50	4.00	4.00					3.83		
<b>Judges Total Program Component Score (factored)</b>														<b>23.00</b>	
<b>Deductions:</b>															<b>0.00</b>
Violation of choreo restrictions (3 of 6)															

<b>Legend:</b>	#	Sequence number	GOE	Grade of Execution	Jx	Judges (x=1-9)	Ref.	Referee
	>	Extended Dance Lift	F	Fall				



**JUNIOR MEN**

<b>Figure Skating and Ice Hockey School "Ice Arena"</b>	05 OCT 2023	19:15	Short Program
	07 OCT 2023	14:20	Free Skating

Size of Skating Arena:	30m*60m
Ice Conditions:	very good
Number of Entries:	21
Number of Participants:	21

Entry Withdrawn:

<b>Short Program</b>			
Duration:	2:40 +/- 10 seconds		
Segment Factor:	1.00		
<b>Program Component Factors:</b>	Composition		1.67
	Presentation		1.67
	Skating Skills		1.67

<b>Free Skating</b>			
Duration:	3:30 +/- 10 seconds		
Segment Factor:	1.00		
<b>Program Component Factors:</b>	Composition		3.33
	Presentation		3.33
	Skating Skills		3.33

Official OC Partner:



**RESULTS**

**JUNIOR MEN**

Pl.	Name	Nation	Total Score	SP	FS
1	Daniel MARTYNOV	USA	220.09	1	1
2	Shunsuke NAKAMURA	JPN	214.67	2	3
3	Fedir KULISH	LAT	205.23	3	2
4	Aleksandr FEGAN	USA	185.78	4	4
5	Tamir KUPERMAN	ISR	180.42	6	5
6	Semen DANILIANIS	ARM	171.38	7	7
7	David LI	CAN	168.54	11	6
8	Ilia GOGITIDZE	FRA	160.43	10	8
9	Luka IMEDASHVILI	LTU	155.92	8	12
10	Shohei LAW	CAN	155.67	5	14
11	Hyunseo PARK	KOR	155.20	12	11
12	Jedidiah LINCOLN	GBR	153.89	13	9
13	Denis KROUGLOV	BEL	152.12	14	10
14	Oleg MELNIKOV	KAZ	148.47	9	15
15	David SEDEJ	SLO	142.85	17	13
16	Oscar OLIVER	POL	134.76	16	17
17	Adrian JIMENEZ de BALDOMERO	ESP	134.37	20	16
18	Mikayel SALAZARYAN	ARM	133.40	15	20
19	Deyan MIHAYLOV	BUL	129.37	19	18
20	Chit Wang CHOW	HKG	129.23	18	19
21	Timur ZVYAGIN	UZB	80.75	21	21



**Ms. Rebecca ANDREW, ISU**  
Referee



**Ms. Kari-Anne OLSEN, ISU**  
Technical Controller

<b>Legend:</b>				
<b>SP</b>	Short Program	<b>FS</b>	Free Skating	<b>Pl.</b> Place

Official OC Partner:





## PANEL OF JUDGES

### JUNIOR MEN

#### Officials

Technical Controller	Ms. Kari-Anne OLSEN	ISU
Technical Specialist	Ms. Tamara DOROFJEV	ISU
Technical Specialist	Mr. Cornel GHEORGHE	ISU

#### Judges

Referee	Ms. Rebecca ANDREW	ISU
Judge No. 1	Mr. Albert ZAYDMAN	ISR
Judge No. 2	Mr. Daniel PERIZ	ESP
Judge No. 3	Mr. Massimo ORLANDINI	ITA
Judge No. 4	Ms. Stefanie MATHEWSON	USA
Judge No. 5	Ms. Karen HOWARD	CAN
Judge No. 6	Ms. Etsuko AZUMA	JPN
Judge No. 7	Ms. Luiza KOWALCZYK	POL
Judge No. 8	Mr. Thierry MONMINOUX	FRA
Judge No. 9	Mr. Antony GREVISSE	BEL

#### Data/Replay Operator

Data Operator	Ms. Doroteja SIMUNIC	ISU
Replay Operator	Ms. Jana VANOVA	ISU

## RESULTS

### JUNIOR MEN SHORT PROGRAM

Pl.	Name	Nation	Total Segment Score
1	Daniel MARTYNOV	USA	79.24
2	Shunsuke NAKAMURA	JPN	77.30
3	Fedir KULISH	LAT	65.23
4	Aleksandr FEGAN	USA	64.01
5	Shohei LAW	CAN	60.83
6	Tamir KUPERMAN	ISR	59.90
7	Semen DANILIANTS	ARM	58.63
8	Luka IMEDASHVILI	LTU	57.37
9	Oleg MELNIKOV	KAZ	54.93
10	Ilia GOGITIDZE	FRA	54.74
11	David LI	CAN	54.71
12	Hyunseo PARK	KOR	53.15
13	Jedidiah LINCOLN	GBR	50.08
14	Denis KROUGLOV	BEL	49.24
15	Mikayel SALAZARYAN	ARM	48.96
16	Oscar OLIVER	POL	47.02
17	David SEDEJ	SLO	46.72
18	Chit Wang CHOW	HKG	43.80
19	Deyan MIHAYLOV	BUL	42.42
20	Adrian JIMENEZ de BALDOMERO	ESP	42.33
21	Timur ZVYAGIN	UZB	30.24



**Ms. Rebecca ANDREW, ISU**  
Referee



**Ms. Kari-Anne OLSEN, ISU**  
Technical Controller

**JUDGES DETAILS PER SKATER**  
**JUNIOR MEN SHORT PROGRAM**

Rank	Name	Nation	Starting Number	Total Segment Score	Total Element Score	Total Program Component Score (factored)						Total Deductions			
1	Daniel MARTYNOV	USA	8	79.24	42.57	36.67						0.00			
#	Executed Elements	Info	Base Value	GOE	J1	J2	J3	J4	J5	J6	J7	J8	J9	Ref.	Scores of Panel
1	3A		8.00	1.71	3	2	2	3	1	2	2	2	2		9.71
2	3Lz		5.90	1.69	3	2	3	4	3	3	3	3	2		7.59
3	CCSp3		2.80	0.68	2	2	3	2	3	2	3	3	2		3.48
4	3F+3T	!	10.45	x -0.76	-2	-1	-2	-1	-1	0	-2	-1	-3		9.69
5	CCoSp4		3.50	1.05	3	2	3	3	4	3	3	3	3		4.55
6	StSq3		3.30	0.99	3	3	3	3	3	3	3	3	3		4.29
7	FSSp4		3.00	0.26	0	0	0	0	2	2	2	3	-1		3.26
			<b>36.95</b>												<b>42.57</b>
Program Components			Factor												
Composition			1.67	7.50	6.00	7.50	7.50	7.50	7.50	7.25	7.00	7.25	7.25		7.32
Presentation			1.67	7.25	6.25	7.25	7.25	7.25	7.25	7.50	7.75	7.50	6.50		7.21
Skating Skills			1.67	7.25	6.75	7.50	7.50	7.75	7.50	7.50	7.50	7.75	7.00		7.43
<b>Judges Total Program Component Score (factored)</b>															<b>36.67</b>
<b>Deductions:</b>														<b>0.00</b>	

Rank	Name	Nation	Starting Number	Total Segment Score	Total Element Score	Total Program Component Score (factored)						Total Deductions			
2	Shunsuke NAKAMURA	JPN	5	77.30	41.65	35.65						0.00			
#	Executed Elements	Info	Base Value	GOE	J1	J2	J3	J4	J5	J6	J7	J8	J9	Ref.	Scores of Panel
1	3A		8.00	1.60	1	1	3	2	0	3	2	2	3		9.60
2	3F+3T		9.50	1.36	2	3	3	3	2	2	3	3	2		10.86
3	CCSp3		2.80	0.12	0	1	2	0	0	0	0	0	2		2.92
4	3Lz	x	6.49	0.59	1	1	1	1	0	1	1	1	1		7.08
5	FSSp4		3.00	0.47	2	1	2	2	1	1	2	1	2		3.47
6	StSq3		3.30	0.99	3	3	4	3	3	3	3	2	3		4.29
7	CCoSp3		3.00	0.43	0	1	1	1	2	2	1	2	2		3.43
			<b>36.09</b>												<b>41.65</b>
Program Components			Factor												
Composition			1.67	7.00	7.00	7.00	7.50	7.00	7.00	7.00	7.00	6.50	7.00		7.00
Presentation			1.67	7.00	6.75	7.50	7.25	6.75	6.75	7.00	7.00	7.00		6.96	
Skating Skills			1.67	7.50	7.25	7.75	7.25	7.25	7.25	7.50	7.50	7.50		7.39	
<b>Judges Total Program Component Score (factored)</b>															<b>35.65</b>
<b>Deductions:</b>														<b>0.00</b>	

Rank	Name	Nation	Starting Number	Total Segment Score	Total Element Score	Total Program Component Score (factored)						Total Deductions			
3	Fedir KULISH	LAT	1	65.23	35.12	30.11						0.00			
#	Executed Elements	Info	Base Value	GOE	J1	J2	J3	J4	J5	J6	J7	J8	J9	Ref.	Scores of Panel
1	3F+3T		9.50	0.08	0	1	0	0	0	0	0	1	0		9.58
2	3A		8.00	0.57	1	1	1	0	0	1	1	1	0		8.57
3	CCSp4		3.20	0.05	0	0	-1	-1	0	1	1	1	0		3.25
4	3Lz	x	6.49	-0.67	-1	-2	-1	-2	-1	-1	-1	0	-1		5.82
5	FSSp3		2.60	0.37	1	1	1	2	2	2	1	2	1		2.97
6	StSq2		2.60	0.26	0	1	2	1	1	1	1	1	1		2.86
7	CCoSp2		2.50	-0.43	-1	-2	-3	-2	-2	-1	-2	-1	-2		2.07
			<b>34.89</b>												<b>35.12</b>
Program Components			Factor												
Composition			1.67	6.00	5.75	6.00	6.00	5.50	6.25	6.25	5.75	6.00		5.96	
Presentation			1.67	6.00	5.50	6.00	5.75	5.25	6.00	6.25	6.00	5.50		5.82	
Skating Skills			1.67	6.50	6.25	6.25	6.00	6.00	6.50	6.25	6.50	5.75		6.25	
<b>Judges Total Program Component Score (factored)</b>															<b>30.11</b>
<b>Deductions:</b>														<b>0.00</b>	

Official OC Partner:



**JUDGES DETAILS PER SKATER  
JUNIOR MEN SHORT PROGRAM**

Rank	Name	Nation	Starting Number	Total Segment Score	Total Element Score	Total Program Component Score (factored)						Total Deductions				
4	Aleksandr FEGAN	USA	3	64.01	33.70	30.31						0.00				
#	Executed Elements	Info	Base Value	GOE	J1	J2	J3	J4	J5	J6	J7	J8	J9	Ref.	Scores of Panel	
1	2A		3.30	0.57	1	1	2	1	2	3	2	2	2		3.87	
2	3Lz		5.90	-2.28	-4	-3	-4	-4	-3	-5	-4	-4	-4		3.62	
3	FSSp4		3.00	0.60	2	2	2	2	2	2	1	2	2		3.60	
4	3T+3Lo		10.01	x 0.07	0	1	0	-1	0	0	0	1	0		10.08	
5	CCoSp4		3.50	0.80	2	2	2	3	3	2	2	1	3		4.30	
6	StSq4		3.90	1.17	3	3	3	3	4	4	2	1	3		5.07	
7	CCSp3		2.80	0.36	0	1	2	-2	2	2	1	1	3		3.16	
			<b>32.41</b>												<b>33.70</b>	
Program Components			Factor													
Composition			1.67	6.00	6.00	6.50	6.25	6.00	7.25	5.75	5.75	6.75	6.75	6.18		
Presentation			1.67	6.00	5.75	6.75	6.25	6.50	6.75	5.75	6.00	6.00	6.18			
Skating Skills			1.67	5.75	5.75	5.00	5.75	6.25	6.50	5.25	5.50	6.25	5.79			
<b>Judges Total Program Component Score (factored)</b>															<b>30.31</b>	
<b>Deductions:</b>												<b>0.00</b>				

Rank	Name	Nation	Starting Number	Total Segment Score	Total Element Score	Total Program Component Score (factored)						Total Deductions				
5	Shohei LAW	CAN	4	60.83	28.75	32.08						0.00				
#	Executed Elements	Info	Base Value	GOE	J1	J2	J3	J4	J5	J6	J7	J8	J9	Ref.	Scores of Panel	
1	2A		3.30	0.90	2	2	3	3	3	3	3	3	2		4.20	
2	3F+COMBO		5.30	-2.65	-5	-5	-5	-5	-5	-5	-5	-5	-5		2.65	
3	FSSp4		3.00	0.00	0	-1	-1	-1	1	0	1	2	0		3.00	
4	3Lz		6.49	x 1.10	2	1	2	2	2	2	2	2	1		7.59	
5	CCSp4		3.20	0.37	1	2	1	-1	2	0	1	2	1		3.57	
6	StSq3		3.30	0.75	2	2	3	3	4	2	2	2	2		4.05	
7	CCoSp3		3.00	0.69	3	3	3	2	2	1	2	2	2		3.69	
			<b>27.59</b>												<b>28.75</b>	
Program Components			Factor													
Composition			1.67	6.50	5.25	6.00	6.50	7.25	6.25	6.25	6.25	6.25	5.75	6.21		
Presentation			1.67	6.50	5.75	7.00	6.75	7.50	6.25	6.50	6.50	5.75	6.46			
Skating Skills			1.67	6.75	5.50	6.75	6.50	7.00	6.00	6.75	7.00	6.00	6.54			
<b>Judges Total Program Component Score (factored)</b>															<b>32.08</b>	
<b>Deductions:</b>												<b>0.00</b>				

Rank	Name	Nation	Starting Number	Total Segment Score	Total Element Score	Total Program Component Score (factored)						Total Deductions			
6	Tamir KUPERMAN	ISR	15	59.90	29.49	30.41						0.00			
#	Executed Elements	Info	Base Value	GOE	J1	J2	J3	J4	J5	J6	J7	J8	J9	Ref.	Scores of Panel
1	3F+3T<<	<<	6.60	-2.57	-4	-5	-5	-5	-4	-5	-5	-5	-5		4.03
2	2A		3.30	0.66	2	2	2	2	2	2	3	2	2		3.96
3	CCSp3		2.80	0.60	2	2	2	3	3	2	2	2	2		3.40
4	3Lz		6.49	x 0.84	2	1	1	1	1	1	2	2	2		7.33
5	FSSp4		3.00	0.47	1	2	0	3	1	1	2	2	2		3.47
6	StSq3		3.30	0.66	2	2	2	2	2	2	2	1	2		3.96
7	CCoSp3		3.00	0.34	1	0	1	2	1	1	2	1	1		3.34
			<b>28.49</b>												<b>29.49</b>
Program Components			Factor												
Composition			1.67	6.00	5.75	6.50	6.75	6.00	5.25	5.75	5.50	6.25	5.96		
Presentation			1.67	6.00	6.00	6.25	6.50	6.50	5.75	6.00	5.75	6.00	6.07		
Skating Skills			1.67	6.25	5.75	6.25	6.50	6.25	5.50	6.25	6.25	6.25	6.18		
<b>Judges Total Program Component Score (factored)</b>															<b>30.41</b>
<b>Deductions:</b>												<b>0.00</b>			

**JUDGES DETAILS PER SKATER**  
**JUNIOR MEN SHORT PROGRAM**

Rank	Name	Nation	Starting Number	Total Segment Score	Total Element Score	Total Program Component Score (factored)						Total Deductions			
7	Semen DANILIANTS	ARM	2	58.63	31.23	28.40						-1.00			
#	Executed Elements	Info	Base Value	GOE	J1	J2	J3	J4	J5	J6	J7	J8	J9	Ref.	Scores of Panel
1	3A<	F	6.40	-3.20	-5	-5	-5	-5	-5	-5	-5	-5	-5		3.20
2	3T+3T		8.40	0.54	1	1	1	1	1	2	2	2	1		8.94
3	CCoSp4		3.50	0.40	0	2	0	1	2	1	1	2	1		3.90
4	CCSp3		2.80	0.08	0	1	0	-1	1	0	1	1	-1		2.88
5	3Lz	x	6.49	0.59	1	1	0	1	1	2	1	1	1		7.08
6	StSq2		2.60	0.30	2	2	1	0	0	1	1	1	2		2.90
7	FSSp2		2.30	0.03	0	0	0	0	0	1	0	1	0		2.33
			<b>32.49</b>												<b>31.23</b>
Program Components			Factor												
Composition			1.67	6.50	5.50	5.50	5.75	4.75	6.25	6.00	5.50	6.00			5.79
Presentation			1.67	6.25	5.50	5.75	5.25	5.25	6.25	6.00	5.75	5.50			5.71
Skating Skills			1.67	6.00	5.25	5.25	5.75	5.00	5.50	5.75	6.25	5.00			5.50
<b>Judges Total Program Component Score (factored)</b>															<b>28.40</b>
<b>Deductions:</b>			Falls										-1.00 (1)	<b>-1.00</b>	

Rank	Name	Nation	Starting Number	Total Segment Score	Total Element Score	Total Program Component Score (factored)						Total Deductions				
8	Luka IMEDASHVILI	LTU	11	57.37	29.44	27.93						0.00				
#	Executed Elements	Info	Base Value	GOE	J1	J2	J3	J4	J5	J6	J7	J8	J9	Ref.	Scores of Panel	
1	3Lz		5.90	0.93	2	1	1	2	3	2	1	2	1		6.83	
2	3F+2T		6.60	0.68	1	1	1	1	2	2	1	2	0		7.28	
3	2A		3.30	0.33	1	1	1	1	1	1	1	1	1		3.63	
4	CCSp2		2.30	0.23	1	1	1	1	2	1	0	2	0		2.53	
5	StSq2		2.60	0.30	1	2	1	1	2	1	1	1	0		2.90	
6	FSSp3		2.60	0.33	1	1	1	2	3	2	1	1	1		2.93	
7	CCoSp3		3.00	0.34	2	1	1	1	1	1	2	1	1		3.34	
			<b>26.30</b>												<b>29.44</b>	
Program Components			Factor													
Composition			1.67	5.75	5.50	5.75	6.00	5.25	5.50	5.25	5.50	5.25	5.50	5.25		5.50
Presentation			1.67	5.75	5.25	5.50	5.75	5.75	5.25	5.50	6.00	5.00			5.54	
Skating Skills			1.67	5.50	5.75	5.50	5.75	6.50	6.00	5.50	5.75	5.00			5.68	
<b>Judges Total Program Component Score (factored)</b>															<b>27.93</b>	
<b>Deductions:</b>															<b>0.00</b>	

Rank	Name	Nation	Starting Number	Total Segment Score	Total Element Score	Total Program Component Score (factored)						Total Deductions			
9	Oleg MELNIKOV	KAZ	13	54.93	28.75	26.18						0.00			
#	Executed Elements	Info	Base Value	GOE	J1	J2	J3	J4	J5	J6	J7	J8	J9	Ref.	Scores of Panel
1	2A		3.30	0.38	1	1	2	0	2	1	1	1	1		3.68
2	CCSp4		3.20	0.55	1	2	1	1	2	2	2	2	2		3.75
3	3F!+3Lo<<	<<	7.00	-2.65	-5	-5	-5	-5	-5	-4	-5	-5	-5		4.35
4	StSq3		3.30	0.14	0	1	0	0	1	0	1	0	1		3.44
5	3Lz	x	6.49	0.08	1	0	0	-1	0	0	0	1	0		6.57
6	FSSp4		3.00	-0.04	0	1	-1	0	-1	0	0	1	-2		2.96
7	CCoSp4		3.50	0.50	1	1	0	2	2	1	2	2	1		4.00
			<b>29.79</b>												<b>28.75</b>
Program Components			Factor												
Composition			1.67	5.25	5.25	4.75	5.00	5.25	5.50	5.50	5.25	5.50	5.50		5.29
Presentation			1.67	5.00	5.00	4.25	4.25	4.75	5.25	5.25	5.50	5.00			4.93
Skating Skills			1.67	5.00	5.50	5.00	4.75	5.75	5.75	6.00	6.00	5.25			5.46
<b>Judges Total Program Component Score (factored)</b>															<b>26.18</b>
<b>Deductions:</b>															<b>0.00</b>

**JUDGES DETAILS PER SKATER**  
**JUNIOR MEN SHORT PROGRAM**

Rank	Name	Nation	Starting Number	Total Segment Score	Total Element Score	Total Program Component Score (factored)						Total Deductions				
10	Ilia GOGITIDZE	FRA	9	54.74	27.23	27.51						0.00				
#	Executed Elements	Info	Base Value	GOE	J1	J2	J3	J4	J5	J6	J7	J8	J9	Ref.	Scores of Panel	
1	2Lz		2.10	-0.96	-4	-5	-5	-5	-4	-5	-5	-3	-4		1.14	
2	2A		3.30	0.33	0	1	1	1	2	0	1	2	1		3.63	
3	CCSp3		2.80	-0.40	-1	-1	-2	-1	-1	-1	-2	-2	-2		2.40	
4	3T+3T		9.24	x -0.36	-1	-1	-1	-2	0	0	-1	0	-2		8.88	
5	StSq3		3.30	0.47	2	1	1	3	2	-1	1	1	2		3.77	
6	FSSp4		3.00	0.51	3	1	2	3	2	1	1	2	1		3.51	
7	CCoSp4		3.50	0.40	2	0	1	2	3	0	0	1	2		3.90	
			<b>27.24</b>												<b>27.23</b>	
Program Components			Factor													
Composition			1.67	6.00	5.25	5.50	6.75	6.00	5.00	5.25	5.00	5.50	5.50	5.50		5.50
Presentation			1.67	6.00	5.50	6.00	6.75	6.25	5.25	5.50	5.25	5.00	5.25	5.00		5.68
Skating Skills			1.67	5.25	5.50	5.00	6.25	5.50	4.75	5.25	5.50	5.50	5.00		5.29	
<b>Judges Total Program Component Score (factored)</b>																<b>27.51</b>
<b>Deductions:</b>													<b>0.00</b>			

Rank	Name	Nation	Starting Number	Total Segment Score	Total Element Score	Total Program Component Score (factored)						Total Deductions				
11	David LI	CAN	16	54.71	24.70	31.01						-1.00				
#	Executed Elements	Info	Base Value	GOE	J1	J2	J3	J4	J5	J6	J7	J8	J9	Ref.	Scores of Panel	
1	2A		3.30	0.75	2	3	3	4	2	3	2	1	1		4.05	
2	3F+COMBO	F	5.30	-2.65	-5	-5	-5	-5	-5	-5	-5	-5	-5		2.65	
3	FSSp4		3.00	0.17	2	1	-1	0	0	-2	2	1	1		3.17	
4	3Lz		6.49	x -2.28	-4	-4	-4	-5	1	-3	-5	-3	-4		4.21	
5	StSq3		3.30	0.66	3	1	3	3	-3	0	3	2	2		3.96	
6	CCoSp4		3.50	0.70	2	2	2	3	2	1	2	2	2		4.20	
7	CCSp2		2.30	0.16	2	1	0	0	2	-1	1	-2	2		2.46	
			<b>27.19</b>												<b>24.70</b>	
Program Components			Factor													
Composition			1.67	6.50	5.75	7.00	7.00	7.00	5.75	6.75	5.50	6.00	6.00	6.00		6.39
Presentation			1.67	6.00	5.50	6.75	6.75	6.50	6.00	6.00	6.00	5.25	5.25		6.00	
Skating Skills			1.67	6.50	5.75	6.00	6.75	6.50	5.50	6.50	6.25	5.75			6.18	
<b>Judges Total Program Component Score (factored)</b>																<b>31.01</b>
<b>Deductions:</b>				Falls	-1.00 (1)										<b>-1.00</b>	

Rank	Name	Nation	Starting Number	Total Segment Score	Total Element Score	Total Program Component Score (factored)						Total Deductions				
12	Hyunseo PARK	KOR	10	53.15	24.92	29.23						-1.00				
#	Executed Elements	Info	Base Value	GOE	J1	J2	J3	J4	J5	J6	J7	J8	J9	Ref.	Scores of Panel	
1	3Fq+COMBO	F	5.30	-2.65	-5	-5	-5	-5	-5	-5	-5	-5	-5		2.65	
2	3Lz		5.90	1.01	1	1	1	2	3	2	2	2	2		6.91	
3	FSSp2		2.30	0.33	2	2	0	1	2	1	1	1	2		2.63	
4	2A		3.63	x -0.38	-1	0	-1	-1	-1	-1	-2	-1	-2		3.25	
5	CCSp4		3.20	-0.69	-2	-2	-3	-3	-1	-2	-2	-4	-1		2.51	
6	StSq3		3.30	0.24	0	1	0	1	2	1	1	0	1		3.54	
7	CCoSp3		3.00	0.43	2	1	1	3	2	1	2	1	1		3.43	
			<b>26.63</b>												<b>24.92</b>	
Program Components			Factor													
Composition			1.67	5.75	6.25	5.75	6.75	7.25	5.25	5.50	5.50	5.50	5.50	5.50		5.86
Presentation			1.67	5.50	5.75	5.50	6.25	6.75	5.00	5.25	5.50	5.50	5.25		5.57	
Skating Skills			1.67	5.75	6.00	6.00	6.50	7.25	5.50	6.00	6.00	6.00	6.25		6.07	
<b>Judges Total Program Component Score (factored)</b>																<b>29.23</b>
<b>Deductions:</b>				Falls	-1.00 (1)										<b>-1.00</b>	

**JUDGES DETAILS PER SKATER**  
**JUNIOR MEN SHORT PROGRAM**

Rank	Name	Nation	Starting Number	Total Segment Score	Total Element Score	Total Program Component Score (factored)						Total Deductions			
13	Jedidiah LINCOLN	GBR	17	50.08	20.67	29.41						0.00			
#	Executed Elements	Info	Base Value	GOE	J1	J2	J3	J4	J5	J6	J7	J8	J9	Ref.	Scores of Panel
1	3Lz		5.90	0.51	1	1	1	0	1	1	0	1	1		6.41
2	2F+COMBO		1.80	-0.90	-5	-5	-5	-5	-5	-5	-5	-5	-5		0.90
3	CCoSp4		3.50	-0.20	-1	1	-1	-2	-1	-1	-1	0	1		3.30
4	2A		3.63	x 0.33	1	1	1	1	0	1	1	1	1		3.96
5	CCSp		0.00	0.00	-	-	-	-	-	-	-	-	-		0.00
6	StSq2		2.60	0.07	2	1	0	2	0	0	-1	0	-1		2.67
7	FSSp4		3.00	0.43	2	1	1	2	2	2	1	1	0		3.43
			<b>20.43</b>												<b>20.67</b>
Program Components			Factor												
Composition			1.67	6.00	5.75	6.50	6.25	6.00	6.25	5.25	5.25	5.25	6.25		5.96
Presentation			1.67	6.00	5.50	6.00	6.25	6.50	6.75	5.50	5.25	5.00		5.86	
Skating Skills			1.67	5.75	5.50	6.00	6.00	6.25	5.75	5.75	5.75	5.50		5.79	
<b>Judges Total Program Component Score (factored)</b>															<b>29.41</b>
<b>Deductions:</b>												<b>0.00</b>			

Rank	Name	Nation	Starting Number	Total Segment Score	Total Element Score	Total Program Component Score (factored)						Total Deductions			
14	Denis KROUGLOV	BEL	14	49.24	23.64	26.60						-1.00			
#	Executed Elements	Info	Base Value	GOE	J1	J2	J3	J4	J5	J6	J7	J8	J9	Ref.	Scores of Panel
1	3Lz	F	5.90	-2.95	-5	-5	-5	-5	-5	-5	-5	-5	-5		2.95
2	3T+2T<	<	5.24	-1.56	-3	-3	-4	-4	-3	-3	-4	-5	-5		3.68
3	CCSp4		3.20	-0.59	-2	-2	-2	-3	-2	0	-2	-3	0		2.61
4	2A		3.63	x 0.38	0	1	1	2	0	2	1	1	2		4.01
5	StSq3		3.30	0.47	1	2	1	2	1	2	1	1	2		3.77
6	FSSp3		2.60	0.22	2	1	1	1	0	1	0	1	1		2.82
7	CCoSp4		3.50	0.30	2	1	0	1	0	1	1	1	1		3.80
			<b>27.37</b>												<b>23.64</b>
Program Components			Factor												
Composition			1.67	5.00	5.25	6.00	6.00	5.25	6.25	4.75	4.75	5.25		5.36	
Presentation			1.67	5.00	5.50	5.25	6.25	5.50	6.00	4.50	4.75	4.75		5.25	
Skating Skills			1.67	5.25	5.25	5.00	5.75	5.00	5.75	5.25	5.50	5.25		5.32	
<b>Judges Total Program Component Score (factored)</b>															<b>26.60</b>
<b>Deductions:</b> Falls												-1.00 (1)			

Rank	Name	Nation	Starting Number	Total Segment Score	Total Element Score	Total Program Component Score (factored)						Total Deductions			
15	Mikayel SALAZARYAN	ARM	21	48.96	26.09	23.87						-1.00			
#	Executed Elements	Info	Base Value	GOE	J1	J2	J3	J4	J5	J6	J7	J8	J9	Ref.	Scores of Panel
1	3A<	<	6.40	-2.19	-2	-4	-3	-3	-3	-3	-3	-5	-5		4.21
2	3F+2T		6.60	-0.15	-1	0	-1	-1	0	0	0	0	0		6.45
3	StSq2		2.60	-0.04	0	0	-1	-2	0	0	0	0	1		2.56
4	CCSp3		2.80	-0.80	-3	-3	-3	-3	-2	-3	-3	-2	-3		2.00
5	3Lz<	<	5.19	x -1.08	-2	-3	-2	-3	-2	-2	-2	-2	-3		4.11
6	FSSp4		3.00	0.21	2	0	0	2	1	0	1	1	0		3.21
7	CCoSp4		3.50	0.05	1	-1	-2	1	0	0	-1	1	1		3.55
			<b>30.09</b>												<b>26.09</b>
Program Components			Factor												
Composition			1.67	4.75	4.50	4.50	5.00	5.25	4.25	5.00	5.00	4.75		4.79	
Presentation			1.67	4.50	4.50	4.50	4.50	4.25	4.75	5.00	4.75	4.75		4.61	
Skating Skills			1.67	4.75	4.75	4.00	5.00	5.00	4.50	5.50	5.50	4.75		4.89	
<b>Judges Total Program Component Score (factored)</b>															<b>23.87</b>
<b>Deductions:</b> Time violation												-1.00			

**JUDGES DETAILS PER SKATER**  
**JUNIOR MEN SHORT PROGRAM**

Rank	Name	Nation	Starting Number	Total Segment Score	Total Element Score	Total Program Component Score (factored)						Total Deductions				
16	Oscar OLIVER	POL	6	47.02	22.43	24.59						0.00				
#	Executed Elements	Info	Base Value	GOE	J1	J2	J3	J4	J5	J6	J7	J8	J9	Ref.	Scores of Panel	
1	2A		3.30	0.33	2	1	1	1	1	1	1	1	0		3.63	
2	2Lz		2.10	0.15	1	0	0	1	1	1	1	1	0		2.25	
3	CCSp2		2.30	-0.16	0	0	-1	-1	0	-1	-1	-1	-1		2.14	
4	3T+2T		6.05	x 0.00	0	0	0	-1	0	0	0	0	0		6.05	
5	FSSp1		2.00	-0.09	-1	0	-2	0	0	0	-1	-1	0		1.91	
6	StSq2		2.60	0.00	0	0	0	-1	0	0	0	0	0		2.60	
7	CCoSp4		3.50	0.35	1	1	1	1	1	0	1	1	1		3.85	
			<b>21.85</b>												<b>22.43</b>	
Program Components			Factor													
Composition			1.67	5.00	4.75	4.75	4.50	4.75	5.50	4.75	5.00	4.75	4.75	5.00		4.82
Presentation			1.67	5.00	5.00	5.00	4.75	5.50	5.75	5.25	4.75	4.75	4.75		5.04	
Skating Skills			1.67	4.75	4.75	4.00	4.50	5.00	5.25	5.00	5.25	4.75		4.86		
<b>Judges Total Program Component Score (factored)</b>																<b>24.59</b>
<b>Deductions:</b>															<b>0.00</b>	

Rank	Name	Nation	Starting Number	Total Segment Score	Total Element Score	Total Program Component Score (factored)						Total Deductions				
17	David SEDEJ	SLO	20	46.72	22.92	23.80						0.00				
#	Executed Elements	Info	Base Value	GOE	J1	J2	J3	J4	J5	J6	J7	J8	J9	Ref.	Scores of Panel	
1	3F+2T		6.60	-1.21	-2	-2	-2	-3	-2	-2	-4	-2	-3		5.39	
2	3Lz		5.90	-0.76	-2	0	-1	-2	-1	-1	-2	-1	-1		5.14	
3	FSSp3		2.60	-0.26	1	0	-2	-2	0	-2	-1	0	-2		2.34	
4	2A		3.63	x -1.04	-3	-3	-2	-4	-3	-3	-4	-2	-4		2.59	
5	CCSp2		2.30	-0.85	-3	-3	-4	-4	-4	-4	-3	-4	-4		1.45	
6	StSq2		2.60	0.11	0	1	1	1	1	0	0	0	0		2.71	
7	CCoSp4		3.50	-0.20	0	0	0	-1	-1	-1	-1	0	-2		3.30	
			<b>27.13</b>												<b>22.92</b>	
Program Components			Factor													
Composition			1.67	4.50	4.75	5.25	5.25	5.50	4.75	4.50	4.50	4.50	4.75		4.82	
Presentation			1.67	4.00	4.75	5.00	5.00	5.00	4.50	4.50	4.50	4.25	4.50		4.64	
Skating Skills			1.67	4.75	5.00	4.50	5.25	4.75	4.75	4.75	4.75	4.75	4.75		4.79	
<b>Judges Total Program Component Score (factored)</b>																<b>23.80</b>
<b>Deductions:</b>															<b>0.00</b>	

Rank	Name	Nation	Starting Number	Total Segment Score	Total Element Score	Total Program Component Score (factored)						Total Deductions				
18	Chit Wang CHOW	HKG	19	43.80	20.97	22.83						0.00				
#	Executed Elements	Info	Base Value	GOE	J1	J2	J3	J4	J5	J6	J7	J8	J9	Ref.	Scores of Panel	
1	3Lo+2T		6.20	-0.14	0	0	-1	-1	0	0	0	1	-1		6.06	
2	2Lz		2.10	-0.27	-1	-1	-1	-2	-1	-1	-2	0	-2		1.83	
3	CCoSp4		3.50	0.15	0	0	0	1	0	0	2	1	1		3.65	
4	2A		3.63	x -0.42	-1	-1	-2	-2	-1	-2	-1	0	-1		3.21	
5	CCSp1		2.00	-0.43	-2	-2	-3	-2	-2	-2	-3	-2	-1		1.57	
6	StSq2		2.60	0.11	0	1	0	-1	0	0	1	1	1		2.71	
7	FSSp2		2.30	-0.36	-1	-2	-2	-2	-2	-2	-1	0	-1		1.94	
			<b>22.33</b>												<b>20.97</b>	
Program Components			Factor													
Composition			1.67	4.75	4.75	4.25	4.00	4.50	4.75	5.00	5.00	5.00	5.25		4.71	
Presentation			1.67	4.00	4.50	4.00	3.75	4.00	5.00	5.00	5.00	4.50	4.75		4.39	
Skating Skills			1.67	4.50	4.75	3.75	4.25	3.75	4.50	5.50	5.25	5.00		4.57		
<b>Judges Total Program Component Score (factored)</b>																<b>22.83</b>
<b>Deductions:</b>															<b>0.00</b>	



**JUDGES DETAILS PER SKATER**  
**JUNIOR MEN SHORT PROGRAM**

Rank	Name	Nation	Starting Number	Total Segment Score	Total Element Score	Total Program Component Score (factored)						Total Deductions				
19	Deyan MIHAYLOV	BUL	18	42.42	21.06	21.36						0.00				
#	Executed Elements	Info	Base Value	GOE	J1	J2	J3	J4	J5	J6	J7	J8	J9	Ref.	Scores of Panel	
1	3Lo+2T		6.20	0.14	0	1	0	0	0	1	0	1	0		6.34	
2	3Lz		5.90	-0.08	-2	0	0	0	1	0	-1	0	0		5.82	
3	CCSp3		2.80	0.00	0	0	-1	0	1	0	0	0	0		2.80	
4	2A		3.30	0.09	0	1	0	0	0	1	0	1	0		3.39	
5	StSq2		2.60	0.11	0	0	0	0	2	0	1	1	1		2.71	
6	FSSp		0.00	0.00	-	-	-	-	-	-	-	-	-		0.00	
7	CCoSp		0.00	0.00	-	-	-	-	-	-	-	-	-		0.00	
			<b>20.80</b>												<b>21.06</b>	
Program Components			Factor													
Composition			1.67	4.00	4.75	3.50	4.50	4.25	4.50	3.50	4.25	4.75	4.25	4.75		4.25
Presentation			1.67	3.50	4.50	3.25	4.00	2.75	4.25	4.00	4.25	4.00	4.25	4.25		3.93
Skating Skills			1.67	4.50	5.00	4.00	4.25	4.50	5.00	4.50	4.75	4.75	4.75	4.75		4.61
<b>Judges Total Program Component Score (factored)</b>																<b>21.36</b>
<b>Deductions:</b>														<b>0.00</b>		

Rank	Name	Nation	Starting Number	Total Segment Score	Total Element Score	Total Program Component Score (factored)						Total Deductions				
20	Adrian JIMENEZ de BALDOMERO	ESP	7	42.33	20.55	22.78						-1.00				
#	Executed Elements	Info	Base Value	GOE	J1	J2	J3	J4	J5	J6	J7	J8	J9	Ref.	Scores of Panel	
1	2Lz		2.10	-0.36	-2	-1	-2	-2	-1	-2	-2	-1	-2		1.74	
2	3F+2T		6.60	0.00	0	1	0	-1	0	0	0	0	0		6.60	
3	CCSp4		3.20	0.18	1	0	0	1	1	1	0	1	0		3.38	
4	CCoSp2		2.50	0.04	0	0	0	1	-1	0	1	1	-2		2.54	
5	2A<	F	2.90	-1.32	-5	-5	-5	-5	-5	-5	-5	-5	-5		1.58	
6	StSq2		2.60	-0.26	0	0	-2	0	-2	-1	-1	-1	-2		2.34	
7	FSSp2		2.30	0.07	1	1	0	0	1	1	-1	0	-2		2.37	
			<b>22.20</b>												<b>20.55</b>	
Program Components			Factor													
Composition			1.67	5.00	4.75	4.00	5.25	4.50	5.00	4.25	4.25	4.75	4.25	4.75		4.64
Presentation			1.67	4.75	4.50	3.50	4.75	4.25	4.75	4.50	4.75	4.50	4.25	4.00		4.43
Skating Skills			1.67	4.75	4.50	4.25	4.75	4.00	5.00	4.75	5.00	4.00	4.00	4.00		4.57
<b>Judges Total Program Component Score (factored)</b>																<b>22.78</b>
<b>Deductions:</b>				Falls	-1.00 (1)										<b>-1.00</b>	

Rank	Name	Nation	Starting Number	Total Segment Score	Total Element Score	Total Program Component Score (factored)						Total Deductions				
21	Timur ZVYAGIN	UZB	12	30.24	13.05	17.19						0.00				
#	Executed Elements	Info	Base Value	GOE	J1	J2	J3	J4	J5	J6	J7	J8	J9	Ref.	Scores of Panel	
1	CCSp1		2.00	-0.46	-2	-2	-3	-2	-2	-3	-2	-3	-1		1.54	
2	2A		3.30	-0.42	-1	-1	-2	-2	-1	-1	-2	-1	-1		2.88	
3	2F+3T<<	<<	3.10	-0.90	-5	-5	-5	-5	-5	-5	-5	-5	-5		2.20	
4	StSqB		1.50	-0.39	-2	-2	-3	-4	-3	-3	-2	-2	-3		1.11	
5	CCoSp2V		1.88	-0.51	-2	-2	-4	-4	-2	-3	-3	-2	-3		1.37	
6	2Lz!	!	2.31	-0.33	-2	-2	-2	-1	-1	-1	-2	-1	-2		1.98	
7	FSSp2		2.30	-0.33	-1	-1	-2	-1	-1	-1	-2	-2	-3		1.97	
			<b>16.39</b>												<b>13.05</b>	
Program Components			Factor													
Composition			1.67	3.50	4.00	2.75	3.50	3.25	3.75	3.25	3.25	3.25	3.25	4.00		3.50
Presentation			1.67	3.25	3.75	2.25	3.25	2.50	3.50	3.25	3.25	3.00	3.50	3.50		3.18
Skating Skills			1.67	3.25	3.75	2.50	3.50	3.75	3.75	3.75	3.75	3.50	3.75	3.75		3.61
<b>Judges Total Program Component Score (factored)</b>																<b>17.19</b>
<b>Deductions:</b>														<b>0.00</b>		



**JUDGES DETAILS PER SKATER**  
**JUNIOR MEN SHORT PROGRAM**

<b>Legend:</b>						
<b>#</b>	Sequence number	<b>GOE</b>	Grade of Execution	<b>Jx</b>	Judges (x=1-9)	<b>Ref.</b> Referee
<b>&lt;</b>	Under-rotated jump	<b>&lt;&lt;</b>	Downgraded jump	<b>x</b>	Credit for highlight distribution, base value multiplied by 1.1	
<b>!</b>	Not clear edge	<b>F</b>	Fall	<b>q</b>	Jump landed on the quarter	

Official OC Partner:



## RESULTS

### JUNIOR MEN FREE SKATING

Pl.	Name	Nation	Total Segment Score
1	Daniel MARTYNOV	USA	140.85
2	Fedir KULISH	LAT	140.00
3	Shunsuke NAKAMURA	JPN	137.37
4	Aleksandr FEGAN	USA	121.77
5	Tamir KUPERMAN	ISR	120.52
6	David LI	CAN	113.83
7	Semen DANILIANIS	ARM	112.75
8	Iliia GOGITIDZE	FRA	105.69
9	Jedidiah LINCOLN	GBR	103.81
10	Denis KROUGLOV	BEL	102.88
11	Hyunseo PARK	KOR	102.05
12	Luka IMEDASHVILI	LTU	98.55
13	David SEDEJ	SLO	96.13
14	Shohei LAW	CAN	94.84
15	Oleg MELNIKOV	KAZ	93.54
16	Adrian JIMENEZ de BALDOMERO	ESP	92.04
17	Oscar OLIVER	POL	87.74
18	Deyan MIHAYLOV	BUL	86.95
19	Chit Wang CHOW	HKG	85.43
20	Mikayel SALAZARYAN	ARM	84.44
21	Timur ZVYAGIN	UZB	50.51



**Ms. Rebecca ANDREW, ISU**  
Referee



**Ms. Kari-Anne OLSEN, ISU**  
Technical Controller

**JUDGES DETAILS PER SKATER**  
**JUNIOR MEN FREE SKATING**

Rank	Name	Nation	Starting Number	Total Segment Score	Total Element Score	Total Program Component Score (factored)						Total Deductions			
1	Daniel MARTYNOV	USA	21	140.85	69.15	71.70						0.00			
#	Executed Elements	Info	Base Value	GOE	J1	J2	J3	J4	J5	J6	J7	J8	J9	Ref.	Scores of Panel
1	3A		8.00	1.26	1	1	1	2	2	1	3	3	1		9.26
2	3A+2T		9.30	1.71	2	2	2	2	1	3	2	4	2		11.01
3	CCSp4		3.20	0.73	2	2	3	2	3	2	2	3	2		3.93
4	3Lo		4.90	0.98	2	1	2	2	2	2	2	3	2		5.88
5	3Lz		5.90	1.52	2	2	1	2	3	3	3	4	3		7.42
6	ChSq1		3.00	0.71	3	1	2	2	2	0	0	2	1		3.71
7	3Lz+2A+2T+SEQ		11.55	x 0.42	1	0	0	1	0	1	1	2	1		11.97
8	3F+2T*	*	5.83	x -0.30	1	-2	-1	0	-1	1	-2	0	-1		5.53
9	2A		3.63	x -0.90	-2	-3	-2	-2	-2	-3	-4	-3	-4		2.73
10	FSSp4		3.00	0.51	2	1	1	2	3	1	2	3	1		3.51
11	CCoSp4		3.50	0.70	2	1	3	2	3	1	2	3	1		4.20
			<b>61.81</b>												<b>69.15</b>
Program Components			Factor												
Composition			3.33	7.50	6.75	7.25	7.50	7.25	7.00	6.75	7.50	6.75	7.14		
Presentation			3.33	7.50	6.50	7.00	7.25	7.00	7.00	7.00	7.25	6.50			
Skating Skills			3.33	7.25	7.00	7.50	7.50	7.50	7.25	7.50	8.00	7.25			
<b>Judges Total Program Component Score (factored)</b>													<b>71.70</b>		

**Deductions:**

**0.00**

Rank	Name	Nation	Starting Number	Total Segment Score	Total Element Score	Total Program Component Score (factored)						Total Deductions			
2	Fedir KULISH	LAT	20	140.00	73.87	66.13						0.00			
#	Executed Elements	Info	Base Value	GOE	J1	J2	J3	J4	J5	J6	J7	J8	J9	Ref.	Scores of Panel
1	3A+3T		12.20	2.06	3	2	2	2	3	3	3	4	2		14.26
2	3A		8.00	1.71	2	1	2	2	2	2	4	4	1		9.71
3	3Lz+2T		7.20	1.01	2	1	1	2	2	2	2	3	1		8.21
4	FCCoSp2V		1.88	0.03	0	-1	0	0	1	0	1	2	-2		1.91
5	ChSq1		3.00	0.36	1	-1	3	1	2	-4	0	1	1		3.36
6	3Lo+2A+2A+SEQ		11.50	1.05	2	2	2	2	2	2	3	3	1		12.55
7	3Lz		6.49	x 1.35	3	1	2	2	3	2	3	3	1		7.84
8	3F		5.83	x 1.06	2	1	2	2	3	1	2	3	2		6.89
9	3S		4.73	x 0.00	0	0	0	0	0	0	0	1	-1		4.73
10	CCSp3		2.80	0.32	1	1	1	1	2	1	0	2	1		3.12
11	CCoSp1V		1.50	-0.21	-1	-1	-2	-2	-2	-2	-1	-1	-1		1.29
			<b>65.13</b>												<b>73.87</b>
Program Components			Factor												
Composition			3.33	6.50	6.25	6.75	6.75	7.00	5.50	6.25	7.25	5.50			
Presentation			3.33	7.00	6.25	7.00	6.75	6.75	6.50	6.25	6.75	5.75			
Skating Skills			3.33	6.75	6.50	6.75	6.75	7.25	6.75	7.00	7.75	6.50			
<b>Judges Total Program Component Score (factored)</b>													<b>66.13</b>		

**Deductions:**

**0.00**

**JUDGES DETAILS PER SKATER**  
**JUNIOR MEN FREE SKATING**

Rank	Name	Nation	Starting Number	Total Segment Score	Total Element Score	Total Program Component Score (factored)	Total Deductions
3	Shunsuke NAKAMURA	JPN	19	137.37	67.30	70.07	0.00

#	Executed Elements	Info	Base Value	GOE	J1	J2	J3	J4	J5	J6	J7	J8	J9	Ref.	Scores of Panel	
1	4T		9.50	2.17	3	3	3	2	2	2	2	0	2		11.67	
2	3A+2A+SEQ		11.30	0.57	2	1	1	0	1	0	1	1	0		11.87	
3	3Lz+1Eu+2S		7.70	-0.67	-2	-2	-1	-1	-3	-1	0	0	-1		7.03	
4	CSSp2V		1.73	0.15	2	2	0	0	1	1	0	2	0		1.88	
5	1A		1.10	0.02	0	0	0	0	0	0	1	1	0		1.12	
6	3F!	!	5.83	x 0.00	0	-1	1	0	0	0	0	1	-1		5.83	
7	FCCoSp3V		2.25	-0.36	-1	-2	-2	-2	-3	-1	-3	0	0		1.89	
8	ChSq1		3.00	0.64	2	1	1	2	2	1	1	1	1		3.64	
9	3Lo+3T		10.01	x 0.91	1	2	2	2	2	2	2	2	1		10.92	
10	3Lz		6.49	x 1.01	2	1	1	2	2	2	1	2	2		7.50	
11	CCoSp4		3.50	0.45	1	1	1	2	1	1	2	2	1		3.95	
			<b>62.41</b>												<b>67.30</b>	
<b>Program Components</b>				<b>Factor</b>												
Composition				3.33	7.25	6.75	6.50	7.25	7.00	6.75	6.75	7.25	6.75	6.75		6.93
Presentation				3.33	7.00	6.75	7.25	7.00	6.75	6.75	6.50	6.50	6.75	6.75		6.79
Skating Skills				3.33	7.50	7.00	7.50	7.25	7.25	7.00	7.50	7.50	7.25	7.25		7.32
<b>Judges Total Program Component Score (factored)</b>															<b>70.07</b>	

<b>Deductions:</b>	<b>0.00</b>
--------------------	-------------

Rank	Name	Nation	Starting Number	Total Segment Score	Total Element Score	Total Program Component Score (factored)	Total Deductions
4	Aleksandr FEGAN	USA	16	121.77	60.64	61.13	0.00

#	Executed Elements	Info	Base Value	GOE	J1	J2	J3	J4	J5	J6	J7	J8	J9	Ref.	Scores of Panel	
1	3S		4.30	0.49	1	2	1	2	1	1	1	1	1		4.79	
2	3Lz		5.90	-2.11	-3	-3	-4	-4	-4	-4	-5	-2	-3		3.79	
3	3F!	!	5.30	-1.36	-3	-2	-3	-2	-2	-3	-3	0	-3		3.94	
4	FSSp4		3.00	0.60	2	2	2	2	3	2	2	2	1		3.60	
5	ChSq1		3.00	0.93	2	2	3	3	3	0	0	1	2		3.93	
6	FCCoSp4		3.50	0.75	2	2	3	2	3	1	1	2	3		4.25	
7	3Lz+2T		7.20	-0.17	0	0	-1	0	0	-1	-1	0	0		7.03	
8	3Lo+2A+2Lo+SEQ		10.89	x 0.00	0	0	-1	0	-1	0	0	1	1		10.89	
9	2A+3T		8.25	x 0.30	1	1	1	1	0	0	1	1	0		8.55	
10	3Lo		5.39	x 0.28	1	1	0	0	1	0	1	1	0		5.67	
11	CCoSp4		3.50	0.70	2	2	2	3	3	1	2	2	1		4.20	
			<b>60.23</b>												<b>60.64</b>	
<b>Program Components</b>				<b>Factor</b>												
Composition				3.33	6.50	6.25	6.75	6.50	7.00	5.75	5.50	5.50	6.50	6.50		6.25
Presentation				3.33	6.25	6.50	6.75	6.75	6.50	5.50	5.50	6.00	6.25	6.25		6.25
Skating Skills				3.33	6.00	6.00	5.25	6.00	6.00	5.75	5.50	5.75	6.00	6.00		5.86
<b>Judges Total Program Component Score (factored)</b>															<b>61.13</b>	

<b>Deductions:</b>	<b>0.00</b>
--------------------	-------------

**JUDGES DETAILS PER SKATER**  
**JUNIOR MEN FREE SKATING**

Rank	Name	Nation	Starting Number	Total Segment Score	Total Element Score	Total Program Component Score (factored)						Total Deductions				
5	Tamir KUPERMAN	ISR	17	120.52	57.75	63.77						-1.00				
#	Executed Elements	Info	Base Value	GOE	J1	J2	J3	J4	J5	J6	J7	J8	J9	Ref.	Scores of Panel	
1	3F!+3T	!	9.50	0.00	0	-1	0	0	1	0	0	1	-1		9.50	
2	2A		3.30	0.47	2	1	1	1	2	1	2	2	1		3.77	
3	3Lz		5.90	0.51	1	0	1	0	1	0	2	2	1		6.41	
4	3Lo		4.90	0.28	1	1	1	0	0	0	1	1	0		5.18	
5	FCCoSp3		3.00	0.39	1	2	1	2	2	1	1	1	1		3.39	
6	3Lz+1Eu+3S		11.77	x -0.51	0	-1	-2	-1	0	-2	0	0	-2		11.26	
7	3F!<	F	4.66	x -2.12	-5	-5	-5	-5	-5	-5	-5	-5	-5		2.54	
8	2A+2T		5.06	x 0.14	1	0	0	0	1	0	1	2	0		5.20	
9	CCoSp3		3.00	0.43	2	1	1	0	2	1	1	2	2		3.43	
10	ChSq1		3.00	1.21	3	2	3	3	3	2	2	2	2		4.21	
11	FSSp3		2.60	0.26	1	1	0	1	2	1	0	2	1		2.86	
			<b>56.69</b>												<b>57.75</b>	
Program Components			Factor													
Composition			3.33	6.75	6.25	6.50	6.25	6.00	6.00	6.50	6.25	6.25			6.29	
Presentation			3.33	6.50	6.00	6.50	6.50	6.50	6.50	6.75	6.50	5.75			6.43	
Skating Skills			3.33	6.50	6.25	6.25	6.25	6.75	6.50	6.50	6.75	6.00			6.43	
<b>Judges Total Program Component Score (factored)</b>																<b>63.77</b>
<b>Deductions:</b>			Falls	-1.00 (1)											<b>-1.00</b>	

Rank	Name	Nation	Starting Number	Total Segment Score	Total Element Score	Total Program Component Score (factored)						Total Deductions				
6	David LI	CAN	11	113.83	50.45	63.38						0.00				
#	Executed Elements	Info	Base Value	GOE	J1	J2	J3	J4	J5	J6	J7	J8	J9	Ref.	Scores of Panel	
1	2A+1Eu+3F		9.10	1.21	1	2	3	3	2	3	2	2	2		10.31	
2	3Lz		5.90	-1.69	-3	-3	-3	-3	-2	-2	-3	-3	-3		4.21	
3	2Lo		1.70	0.10	1	0	0	0	1	1	1	1	0		1.80	
4	FSSp4		3.00	0.21	1	1	0	0	1	1	1	1	0		3.21	
5	3S+2T		5.60	0.37	0	1	0	1	1	2	1	2	0		5.97	
6	3F		5.83	x 0.38	0	1	0	1	1	1	1	2	0		6.21	
7	3Lz+REP		4.54	x -1.77	-3	-3	-3	-3	-2	-3	-3	-3	-3		2.77	
8	2A		3.63	x 0.33	1	0	1	1	1	1	1	1	1		3.96	
9	ChSq1		3.00	1.07	2	2	3	2	3	2	2	2	2		4.07	
10	CCSp4		3.20	0.69	2	2	3	2	3	1	2	2	2		3.89	
11	CCoSp4		3.50	0.55	1	1	2	1	2	1	2	2	2		4.05	
			<b>49.00</b>												<b>50.45</b>	
Program Components			Factor													
Composition			3.33	6.25	6.00	7.00	6.75	7.00	6.25	6.25	6.00	6.25			6.39	
Presentation			3.33	6.00	6.25	6.75	6.75	6.50	6.25	6.50	5.75	6.00			6.32	
Skating Skills			3.33	6.25	6.00	6.00	6.50	7.00	6.50	6.25	6.25	6.50			6.32	
<b>Judges Total Program Component Score (factored)</b>																<b>63.38</b>
<b>Deductions:</b>																<b>0.00</b>

**JUDGES DETAILS PER SKATER  
JUNIOR MEN FREE SKATING**

Rank	Name	Nation	Starting Number	Total Segment Score	Total Element Score	Total Program Component Score (factored)						Total Deductions				
7	Semen DANILIANTS	ARM	13	112.75	56.91	56.84						-1.00				
#	Executed Elements	Info	Base Value	GOE	J1	J2	J3	J4	J5	J6	J7	J8	J9	Ref.	Scores of Panel	
1	2A		3.30	0.57	2	1	1	2	2	3	2	2	1		3.87	
2	4T	F	9.50	-4.75	-4	-5	-5	-5	-5	-5	-5	-5	-5		4.75	
3	3T+3T		8.40	0.66	1	2	1	1	2	2	2	2	1		9.06	
4	CCoSp4		3.50	0.65	2	1	1	0	3	2	2	3	2		4.15	
5	3Lz+2T		7.20	0.59	1	1	0	0	1	1	2	2	1		7.79	
6	ChSq1		3.00	0.57	1	1	1	1	1	0	1	2	2		3.57	
7	3Lz		6.49	x 0.93	1	1	1	2	2	2	2	2	1		7.42	
8	3Lo		5.39	x -0.56	-1	-1	-1	-1	-1	-2	-1	-1	-2		4.83	
9	3S+2T+1A+SEQ		7.37	x -0.37	-1	-1	-1	-1	-1	-1	0	-1	0		7.00	
10	CCSp2		2.30	0.00	0	0	0	0	0	0	0	1	0		2.30	
11	FSSp2		2.30	-0.13	-1	-1	0	0	-1	0	-1	1	-2		2.17	
			<b>58.75</b>												<b>56.91</b>	
Program Components			Factor													
Composition			3.33	6.00	5.25	4.75	5.75	5.00	5.25	6.25	6.25	6.25	5.50		5.57	
Presentation			3.33	5.75	5.25	5.00	6.00	5.25	5.25	6.25	6.25	6.25	5.50		5.61	
Skating Skills			3.33	5.50	5.50	5.25	6.00	6.00	5.75	6.25	6.50	6.25		5.89		
<b>Judges Total Program Component Score (factored)</b>																<b>56.84</b>
<b>Deductions:</b>			Falls	-1.00 (1)										<b>-1.00</b>		

Rank	Name	Nation	Starting Number	Total Segment Score	Total Element Score	Total Program Component Score (factored)						Total Deductions				
8	Ilia GOGITIDZE	FRA	12	105.69	48.04	58.65						-1.00				
#	Executed Elements	Info	Base Value	GOE	J1	J2	J3	J4	J5	J6	J7	J8	J9	Ref.	Scores of Panel	
1	3Lo		4.90	0.63	1	1	2	1	1	0	1	2	2		5.53	
2	3T+2T		5.50	0.42	1	1	1	0	1	1	1	2	1		5.92	
3	CSp2		1.80	0.21	1	1	0	1	2	1	1	2	1		2.01	
4	3F!	!	5.30	-0.45	-1	-2	0	-1	-1	-1	-1	0	-1		4.85	
5	FCSSp4		3.00	0.47	1	1	1	2	2	2	1	2	2		3.47	
6	2A		3.30	-0.33	-1	-1	-1	-2	-1	-1	-1	0	-1		2.97	
7	ChSq1		3.00	0.93	2	2	2	2	2	1	2	1	2		3.93	
8	3T	F	4.62	x -2.10	-5	-5	-5	-5	-5	-5	-5	-5	-5		2.52	
9	3S+2T		6.16	x 0.00	0	0	0	0	0	0	0	0	0		6.16	
10	3S+1Eu+2S		6.71	x 0.12	0	-1	0	0	1	0	1	1	0		6.83	
11	CCoSp4		3.50	0.35	0	1	1	1	2	0	2	2	0		3.85	
			<b>47.79</b>												<b>48.04</b>	
Program Components			Factor													
Composition			3.33	5.75	5.50	7.00	6.00	6.00	6.00	5.50	5.75	6.50		5.93		
Presentation			3.33	5.75	5.50	6.25	5.75	6.25	6.25	5.50	5.75	6.50		5.93		
Skating Skills			3.33	5.50	5.25	5.75	5.75	6.50	5.50	5.50	6.00	6.25		5.75		
<b>Judges Total Program Component Score (factored)</b>																<b>58.65</b>
<b>Deductions:</b>			Falls	-1.00 (1)										<b>-1.00</b>		

**JUDGES DETAILS PER SKATER**  
**JUNIOR MEN FREE SKATING**

Rank	Name	Nation	Starting Number	Total Segment Score	Total Element Score	Total Program Component Score (factored)						Total Deductions				
9	Jedidiah LINCOLN	GBR	10	103.81	45.44	58.37						0.00				
#	Executed Elements	Info	Base Value	GOE	J1	J2	J3	J4	J5	J6	J7	J8	J9	Ref.	Scores of Panel	
1	3Lz		5.90	-1.60	-3	-2	-2	-4	-3	-2	-3	-3	-3		4.30	
2	3F!+1Eu+2S	!	7.10	-0.83	-2	-3	-1	-1	0	-1	-2	-2	-2		6.27	
3	3T+2T		5.50	0.00	0	0	0	0	0	0	0	1	0		5.50	
4	FSSp4		3.00	0.39	2	1	2	1	2	1	1	1	1		3.39	
5	3F!	!	5.30	-1.74	-3	-4	-4	-4	-2	-3	-3	-3	-3		3.56	
6	3T		4.62	0.42	1	1	1	1	1	1	1	1	0		5.04	
7	2A+2T		5.06	x -0.09	0	0	-1	-1	0	0	0	1	-1		4.97	
8	2A		3.63	x 0.14	2	0	0	0	1	0	1	1	0		3.77	
9	CCSpBV		1.28	-0.29	-2	-2	-2	-2	-3	-3	-3	-2	-2		0.99	
10	ChSq1		3.00	1.00	3	1	4	2	2	1	2	2	2		4.00	
11	CCoSp4		3.50	0.15	0	1	0	0	1	0	0	1	1		3.65	
			<b>47.89</b>												<b>45.44</b>	
Program Components			Factor													
Composition			3.33	6.75	5.00	7.00	6.25	6.25	5.50	5.25	5.25	5.50				5.82
Presentation			3.33	6.75	5.50	7.00	6.50	6.75	5.75	5.50	5.75	5.00				6.07
Skating Skills			3.33	6.25	5.50	5.75	6.00	6.00	5.25	5.50	5.50	5.25				5.64
<b>Judges Total Program Component Score (factored)</b>																<b>58.37</b>

**Deductions:**

**0.00**

Rank	Name	Nation	Starting Number	Total Segment Score	Total Element Score	Total Program Component Score (factored)						Total Deductions				
10	Denis KROUGLOV	BEL	7	102.88	53.27	51.61						-2.00				
#	Executed Elements	Info	Base Value	GOE	J1	J2	J3	J4	J5	J6	J7	J8	J9	Ref.	Scores of Panel	
1	3Lz		5.90	1.18	2	2	1	2	2	2	2	2	2		7.08	
2	3F!<	F	4.24	-2.12	-5	-5	-5	-5	-5	-5	-5	-5	-5		2.12	
3	2A+1Eu+3S		8.10	0.74	2	2	1	2	1	2	2	2	1		8.84	
4	CSSp2		2.30	0.13	1	1	0	1	1	0	0	1	0		2.43	
5	3Lo<	F	3.92	-1.96	-5	-5	-5	-5	-5	-5	-5	-5	-5		1.96	
6	3Lo+2T		6.82	x 0.28	0	1	0	1	1	0	1	1	0		7.10	
7	2A+3T		8.25	x 0.18	0	0	-1	0	1	1	1	1	0		8.43	
8	FCCoSp3		3.00	0.09	0	1	0	2	1	0	0	0	0		3.09	
9	3T		4.62	x 0.42	1	2	0	2	0	1	1	1	1		5.04	
10	ChSq1		3.00	0.43	1	1	0	0	1	1	1	1	1		3.43	
11	CCoSp4		3.50	0.25	1	1	0	0	1	1	1	1	0		3.75	
			<b>53.65</b>												<b>53.27</b>	
Program Components			Factor													
Composition			3.33	4.75	5.50	5.00	5.25	5.50	5.00	5.25	5.25	5.50				5.25
Presentation			3.33	4.50	5.25	4.75	5.00	5.00	4.50	4.75	4.50	5.00				4.79
Skating Skills			3.33	5.00	5.75	5.00	5.50	5.75	5.25	5.50	5.50	5.75				5.46
<b>Judges Total Program Component Score (factored)</b>																<b>51.61</b>
<b>Deductions:</b>			Falls -2.00 (2)													<b>-2.00</b>



**JUDGES DETAILS PER SKATER**  
**JUNIOR MEN FREE SKATING**

Rank	Name	Nation	Starting Number	Total Segment Score	Total Element Score	Total Program Component Score (factored)						Total Deductions			
11	Hyunseo PARK	KOR	9	102.05	42.64	60.41						-1.00			
#	Executed Elements	Info	Base Value	GOE	J1	J2	J3	J4	J5	J6	J7	J8	J9	Ref.	Scores of Panel
1	3Lz+2T		7.20	1.18	1	2	2	2	3	2	2	2	2		8.38
2	3Lo		4.90	0.98	1	2	2	2	2	2	2	2	2		5.88
3	1F		0.50	0.00	0	0	0	0	0	0	0	1	0		0.50
4	3Lz		5.90	0.84	1	1	1	1	2	2	2	1	2		6.74
5	FCSp4		3.20	0.37	1	1	1	2	2	1	1	1	1		3.57
6	3F	F	5.83	x -2.65	-5	-5	-5	-5	-5	-5	-5	-5	-5		3.18
7	2S		1.43	x 0.04	0	0	0	0	0	1	1	1	0		1.47
8	ChSq1		3.00	0.93	2	2	1	2	2	2	2	1	2		3.93
9	2A		3.63	x 0.33	1	1	1	1	1	1	1	1	1		3.96
10	CCoSp3		3.00	0.47	2	1	2	2	2	1	2	1	1		3.47
11	CSSp2V		1.73	-0.17	-1	-1	-2	-2	-1	-1	0	1	-1		1.56
			<b>40.32</b>											<b>42.64</b>	
Program Components			Factor												
Composition			3.33	6.00	6.00	6.25	6.25	6.50	5.25	5.00	5.50	6.50	5.96		
Presentation			3.33	5.50	5.75	6.00	6.25	6.00	6.50	5.50	5.75	6.25	5.93		
Skating Skills			3.33	6.00	6.00	6.50	6.50	7.00	5.75	6.00	6.00	6.75	6.25		
<b>Judges Total Program Component Score (factored)</b>													<b>60.41</b>		
<b>Deductions:</b>			Falls	-1.00 (1)										<b>-1.00</b>	

Rank	Name	Nation	Starting Number	Total Segment Score	Total Element Score	Total Program Component Score (factored)						Total Deductions			
12	Luka IMEDASHVILI	LTU	14	98.55	46.90	53.65						-2.00			
#	Executed Elements	Info	Base Value	GOE	J1	J2	J3	J4	J5	J6	J7	J8	J9	Ref.	Scores of Panel
1	3Lz	F	5.90	-2.95	-5	-5	-5	-5	-5	-5	-5	-5	-5		2.95
2	3F+2A+2Aq+SEQ	F	11.90	-2.65	-5	-5	-5	-5	-5	-5	-5	-5	-5		9.25
3	3F		5.30	-0.76	-2	-2	-1	-1	-2	-1	-2	-1	-1		4.54
4	3Lo+2T		6.20	-0.07	0	0	-1	0	0	0	0	1	-1		6.13
5	3S		4.30	0.18	0	0	0	0	1	1	1	1	0		4.48
6	3S+2T		5.60	0.00	0	0	0	0	0	0	-1	1	0		5.60
7	2Lo		1.87	x -0.17	-1	0	-1	-1	-1	-1	-1	-1	-1		1.70
8	CCSp3		2.80	0.16	1	0	0	1	1	0	1	1	0		2.96
9	ChSq1		3.00	0.43	1	1	1	1	3	0	1	0	1		3.43
10	FSSp2		2.30	0.26	1	1	1	2	3	1	1	1	1		2.56
11	CCoSp3		3.00	0.30	2	1	1	0	2	0	1	1	1		3.30
			<b>52.17</b>											<b>46.90</b>	
Program Components			Factor												
Composition			3.33	5.75	5.25	5.25	5.50	6.50	5.50	4.75	5.50	6.00	5.54		
Presentation			3.33	5.25	5.00	4.50	5.50	6.25	5.00	4.75	4.75	5.25	5.07		
Skating Skills			3.33	5.75	5.25	4.75	5.75	6.50	5.25	5.25	5.50	5.75	5.50		
<b>Judges Total Program Component Score (factored)</b>													<b>53.65</b>		
<b>Deductions:</b>			Falls	-2.00 (2)										<b>-2.00</b>	

Official OC Partner:



**JUDGES DETAILS PER SKATER**  
**JUNIOR MEN FREE SKATING**

Rank	Name	Nation	Starting Number	Total Segment Score	Total Element Score	Total Program Component Score (factored)						Total Deductions			
13	David SEDEJ	SLO	3	96.13	49.14	46.99						0.00			
#	Executed Elements	Info	Base Value	GOE	J1	J2	J3	J4	J5	J6	J7	J8	J9	Ref.	Scores of Panel
1	3Lz+2T		7.20	0.59	1	0	1	2	1	1	1	1	1		7.79
2	3T		4.20	0.60	1	1	1	1	2	2	2	2	1		4.80
3	2Lo		1.70	0.07	0	0	0	0	1	1	1	1	0		1.77
4	3F!+1Eu+2S	!	7.10	-0.38	-1	-2	-1	-1	1	0	-1	0	-1		6.72
5	CSSp4		3.00	0.51	2	1	1	2	2	2	2	1	2		3.51
6	CCoSp3		3.00	0.30	1	1	1	1	1	1	1	1	1		3.30
7	3Lz	x	6.49	0.00	0	-1	0	0	0	0	0	1	0		6.49
8	ChSq1		3.00	0.14	0	0	1	0	1	0	0	-2	1		3.14
9	2T		1.43	-0.39	-3	-3	-3	-3	-3	-3	-4	-3	-3		1.04
10	2A+2A+SEQ	x	7.26	-0.28	-1	0	-1	-2	0	-1	-1	0	-2		6.98
11	FCCoSp4		3.50	0.10	1	0	0	0	1	0	1	0	0		3.60
			<b>47.88</b>												<b>49.14</b>
Program Components			Factor												
Composition			3.33	4.50	4.25	5.00	4.25	4.75	4.25	4.75	5.00	4.75	5.00	4.75	4.61
Presentation			3.33	4.50	4.50	4.50	4.25	5.00	4.00	4.50	4.50	4.50	4.75	4.50	
Skating Skills			3.33	4.75	4.75	5.00	4.75	5.25	5.00	5.25	5.25	5.00	5.00	5.00	5.00
<b>Judges Total Program Component Score (factored)</b>														<b>46.99</b>	

**Deductions:**

**0.00**

Rank	Name	Nation	Starting Number	Total Segment Score	Total Element Score	Total Program Component Score (factored)						Total Deductions			
14	Shohei LAW	CAN	18	94.84	36.30	60.54						-2.00			
#	Executed Elements	Info	Base Value	GOE	J1	J2	J3	J4	J5	J6	J7	J8	J9	Ref.	Scores of Panel
1	2A		3.30	0.47	1	1	1	0	2	1	2	2	2		3.77
2	3Fe	e	4.24	-2.12	-4	-5	-5	-5	-5	-5	-5	-5	-5		2.12
3	3Lz		5.90	0.76	1	1	1	0	1	1	2	2	2		6.66
4	3S+3T<<	F	5.60	-2.15	-5	-5	-5	-5	-5	-5	-5	-5	-5		3.45
5	FCSp4		3.20	0.55	2	2	3	2	2	0	2	2	0		3.75
6	ChSq1		3.00	1.07	3	2	3	2	2	1	2	2	2		4.07
7	3Lo<<	F	1.87	-0.85	-5	-5	-5	-5	-5	-5	-5	-5	-5		1.02
8	3Lzq+REP	q	4.54	-2.95	-4	-5	-5	-5	-5	-5	-5	-5	-5		1.59
9	2A	x	3.63	-0.90	-2	-2	-3	-3	-3	-3	-3	-3	-2		2.73
10	FCCoSp4		3.50	0.55	2	1	2	2	2	1	1	2	1		4.05
11	CCoSp3		3.00	0.09	1	1	0	-1	0	-1	1	1	0		3.09
			<b>41.78</b>												<b>36.30</b>
Program Components			Factor												
Composition			3.33	6.75	6.25	6.00	6.00	6.00	5.50	6.50	6.25	5.75	6.11		
Presentation			3.33	6.00	5.75	5.50	5.50	5.50	5.75	6.50	5.50	5.00	5.64		
Skating Skills			3.33	7.00	6.00	5.75	6.25	6.75	6.00	6.75	7.00	6.25	6.43		
<b>Judges Total Program Component Score (factored)</b>														<b>60.54</b>	
<b>Deductions:</b>			Falls		-2.00 (2)										<b>-2.00</b>

**JUDGES DETAILS PER SKATER**  
**JUNIOR MEN FREE SKATING**

Rank	Name	Nation	Starting Number	Total Segment Score	Total Element Score	Total Program Component Score (factored)						Total Deductions				
15	Oleg MELNIKOV	KAZ	15	93.54	47.12	48.42						-2.00				
#	Executed Elements	Info	Base Value	GOE	J1	J2	J3	J4	J5	J6	J7	J8	J9	Ref.	Scores of Panel	
1	2Lz		2.10	-0.03	0	0	-1	-1	0	0	0	0	0		2.07	
2	3Lz+2A+2A+SEQ		12.50	-0.84	-1	-1	-1	-2	-2	-2	-1	0	-2		11.66	
3	3F!	!	5.30	-1.29	-2	-3	-2	-3	-2	-3	-2	-2	-4		4.01	
4	FCSp4		3.20	0.23	1	1	1	1	1	0	-2	1	0		3.43	
5	ChSq1		3.00	-0.07	1	-1	-1	1	1	-3	-1	0	0		2.93	
6	3F!+REP	F	3.71	-2.65	-3	-5	-5	-5	-5	-5	-5	-5	-5		1.06	
7	3Lo+2T		6.82	x 0.42	2	0	0	0	1	2	1	2	0		7.24	
8	3S	F	4.73	x -2.15	-5	-5	-5	-5	-5	-5	-5	-5	-5		2.58	
9	3T		4.62	x 0.18	1	0	0	0	1	0	1	2	0		4.80	
10	CSSp4		3.00	0.34	2	1	0	1	2	0	1	2	1		3.34	
11	CCoSp4		3.50	0.50	2	2	0	1	2	1	1	2	1		4.00	
			<b>52.48</b>												<b>47.12</b>	
Program Components			Factor													
Composition			3.33	5.50	4.00	4.00	4.75	5.00	4.75	4.75	5.25	5.00			4.79	
Presentation			3.33	5.00	3.75	3.25	4.25	4.50	4.75	4.50	4.50	4.50	4.75			4.43
Skating Skills			3.33	5.25	4.75	5.00	5.25	5.50	5.25	5.50	5.75	5.50			5.32	
<b>Judges Total Program Component Score (factored)</b>																<b>48.42</b>
<b>Deductions:</b>			Falls	-2.00 (2)											<b>-2.00</b>	

Rank	Name	Nation	Starting Number	Total Segment Score	Total Element Score	Total Program Component Score (factored)						Total Deductions				
16	Adrian JIMENEZ de BALDOMERO	ESP	1	92.04	48.84	43.20						0.00				
#	Executed Elements	Info	Base Value	GOE	J1	J2	J3	J4	J5	J6	J7	J8	J9	Ref.	Scores of Panel	
1	3Lz+2A+SEQ		9.20	0.42	2	1	0	0	1	1	1	1	0		9.62	
2	3Lz		5.90	-0.59	-1	-1	-1	-1	-1	-2	-1	-1	-1		5.31	
3	3F		5.30	-1.51	-2	-3	-3	-3	-2	-3	-4	-3	-3		3.79	
4	CCoSp4		3.50	-0.25	-1	0	-3	1	0	0	-1	-1	-2		3.25	
5	FCSSp3		2.60	0.22	1	1	0	1	1	1	-1	1	1		2.82	
6	2S		1.30	0.00	0	0	0	0	0	0	0	0	0		1.30	
7	3Lo+2T		6.82	x -0.21	0	1	-2	-1	1	-1	-1	0	-1		6.61	
8	3Lo+1Eu+2F		7.92	x -0.42	-1	-1	-1	0	-1	0	-2	-1	-1		7.50	
9	ChSq1		3.00	0.07	0	1	0	-2	1	0	0	0	0		3.07	
10	2A		3.63	x -0.38	-1	-1	-1	-2	-1	-1	-2	-1	-1		3.25	
11	FCCoSp2		2.50	-0.18	0	0	-1	-1	-1	-1	-1	0	-1		2.32	
			<b>51.67</b>												<b>48.84</b>	
Program Components			Factor													
Composition			3.33	4.75	4.75	3.25	4.25	4.25	3.50	4.50	4.75	4.00			4.29	
Presentation			3.33	4.50	4.50	3.50	3.75	4.50	3.50	4.50	4.25	3.75			4.11	
Skating Skills			3.33	4.50	4.75	3.50	4.25	5.25	4.50	5.00	5.00	4.00			4.57	
<b>Judges Total Program Component Score (factored)</b>																<b>43.20</b>
<b>Deductions:</b>																<b>0.00</b>

**JUDGES DETAILS PER SKATER**  
**JUNIOR MEN FREE SKATING**

Rank	Name	Nation	Starting Number	Total Segment Score	Total Element Score	Total Program Component Score (factored)	Total Deductions
17	Oscar OLIVER	POL	8	87.74	39.33	48.41	0.00

#	Executed Elements	Info	Base Value	GOE	J1	J2	J3	J4	J5	J6	J7	J8	J9	Ref.	Scores of Panel	
1	3T+2T		5.50	0.12	0	1	0	0	0	0	1	1	0		5.62	
2	2Lz		2.10	0.12	1	0	0	0	1	0	2	2	0		2.22	
3	FSSp1		2.00	-0.09	0	-1	-1	0	1	0	-1	-1	0		1.91	
4	2S		1.30	0.04	0	0	0	0	0	1	1	2	0		1.34	
5	2F+2T		3.10	-0.03	0	0	-1	-1	0	0	0	0	0		3.07	
6	FCCoSp3		3.00	-0.17	0	-1	-2	-1	0	-1	-1	0	0		2.83	
7	3T		4.62	x 0.00	0	0	-1	0	0	0	0	0	0		4.62	
8	3S+2A+1A+SEQ		9.57	x -1.23	-3	-3	-3	-3	-2	-4	-2	-2	-4		8.34	
9	ChSq1		3.00	-0.14	0	-1	0	0	1	-1	0	-2	0		2.86	
10	2A		3.63	x -0.24	0	-1	-1	-1	-1	0	0	-1	-1		3.39	
11	CCoSp3		3.00	0.13	1	1	0	0	1	0	0	1	0		3.13	
			<b>40.82</b>												<b>39.33</b>	
<b>Program Components</b>				<b>Factor</b>												
Composition				3.33	4.75	4.75	4.50	5.50	5.25	4.75	4.25	4.75	4.75			4.79
Presentation				3.33	4.50	4.75	4.75	5.75	5.75	5.00	4.50	4.00	5.00			4.89
Skating Skills				3.33	4.75	5.00	4.50	5.75	5.50	4.75	4.75	4.50	4.75			4.86
<b>Judges Total Program Component Score (factored)</b>																<b>48.41</b>

<b>Deductions:</b>		<b>0.00</b>
--------------------	--	-------------

Rank	Name	Nation	Starting Number	Total Segment Score	Total Element Score	Total Program Component Score (factored)	Total Deductions
18	Deyan MIHAYLOV	BUL	2	86.95	45.02	42.93	-1.00

#	Executed Elements	Info	Base Value	GOE	J1	J2	J3	J4	J5	J6	J7	J8	J9	Ref.	Scores of Panel		
1	3Lo		4.90	-0.77	-2	-2	-1	-2	-1	-2	-2	-1	-1		4.13		
2	3Lz		5.90	0.17	0	0	0	0	0	1	0	1	1		6.07		
3	3F<	<	4.24	-2.06	-4	-4	-5	-5	-5	-5	-5	-5	-5		2.18		
4	FSSp4		3.00	0.21	1	1	0	1	2	0	1	0	1		3.21		
5	2A+1Eu+2S		5.10	0.19	0	1	0	0	1	0	1	1	1		5.29		
6	ChSq1		3.00	-0.64	-2	-2	-2	-1	-1	-1	-1	-1	0		2.36		
7	3Lo+2T		6.82	x 0.00	0	0	0	0	0	0	0	0	0		6.82		
8	CCSp2		2.30	-0.49	-1	-2	-3	-2	-1	-2	-3	-2	-3		1.81		
9	3T		4.62	x -0.72	-2	-2	-2	-2	-2	-1	-2	-1	-1		3.90		
10	3S+2T		6.16	x 0.00	0	0	0	0	0	0	0	0	0		6.16		
11	CCoSp3		3.00	0.09	1	0	-1	0	1	0	0	0	1		3.09		
			<b>49.04</b>												<b>45.02</b>		
<b>Program Components</b>				<b>Factor</b>													
Composition				3.33	4.00	4.50	3.50	4.50	5.25	4.00	4.00	4.50	5.00			4.36	
Presentation				3.33	4.00	4.00	2.75	4.00	4.50	3.75	3.75	3.75	4.50			3.96	
Skating Skills				3.33	4.50	4.75	4.00	4.50	4.75	4.50	4.50	4.50	4.50	4.75			4.57
<b>Judges Total Program Component Score (factored)</b>																<b>42.93</b>	

<b>Deductions:</b>	Time violation	-1.00	<b>-1.00</b>
--------------------	----------------	-------	--------------

**JUDGES DETAILS PER SKATER**  
**JUNIOR MEN FREE SKATING**

Rank	Name	Nation	Starting Number	Total Segment Score	Total Element Score	Total Program Component Score (factored)						Total Deductions			
19	Chit Wang CHOW	HKG	4	85.43	43.11	42.32						0.00			
#	Executed Elements	Info	Base Value	GOE	J1	J2	J3	J4	J5	J6	J7	J8	J9	Ref.	Scores of Panel
1	3T+2T		5.50	0.06	0	0	0	0	0	0	1	2	0		5.56
2	3Lo		4.90	0.14	0	1	0	0	0	0	1	2	0		5.04
3	2A		3.30	-0.09	0	0	0	-1	0	-1	0	1	-1		3.21
4	FCSp2		2.30	-0.46	-1	-2	-2	-2	-2	-3	-2	-1	-3		1.84
5	3S+2T		5.60	0.12	1	0	0	0	0	0	1	1	0		5.72
6	3T		4.20	0.00	0	0	-1	0	0	0	0	1	0		4.20
7	3S		4.73	x -0.92	-2	-2	-2	-3	-2	-3	-1	-2	-2		3.81
8	CCoSp3		3.00	0.26	1	0	0	1	1	1	1	1	2		3.26
9	ChSq1		3.00	-0.14	0	0	-1	-2	0	-1	0	0	1		2.86
10	2F+2A+SEQ		5.61	x -0.33	-1	-1	-1	-2	-1	-1	-1	0	-1		5.28
11	CSSp2		2.30	0.03	0	0	-1	0	0	0	0	1	1		2.33
			<b>44.44</b>												<b>43.11</b>
Program Components			Factor												
Composition			3.33	4.00	4.25	4.00	4.00	3.75	3.75	4.50	4.75	5.00			4.18
Presentation			3.33	4.75	4.25	3.75	4.00	3.25	4.00	4.50	4.00	4.00			4.07
Skating Skills			3.33	4.50	4.50	3.75	4.25	4.75	4.25	5.00	4.75	4.25			4.46
<b>Judges Total Program Component Score (factored)</b>															<b>42.32</b>

**Deductions:** **0.00**

Rank	Name	Nation	Starting Number	Total Segment Score	Total Element Score	Total Program Component Score (factored)						Total Deductions			
20	Mikayel SALAZARYAN	ARM	6	84.44	42.15	43.29						-1.00			
#	Executed Elements	Info	Base Value	GOE	J1	J2	J3	J4	J5	J6	J7	J8	J9	Ref.	Scores of Panel
1	2Lz+2T		3.40	0.00	-5	0	0	0	0	0	0	0	0		3.40
2	3A	F	8.00	-4.00	-5	-5	-5	-5	-5	-5	-5	-5	-5		4.00
3	3Fl<+2A+SEQ	<	7.54	-1.39	-4	-4	-3	-3	-3	-3	-3	-3	-4		6.15
4	3Lz<	<	4.72	-1.15	-2	-3	-3	-2	-2	-2	-2	-3	-3		3.57
5	FSSp3		2.60	0.26	1	0	0	2	2	1	1	1	1		2.86
6	ChSq1		3.00	-0.93	-1	-3	-2	-2	-2	-2	-2	-2	0		2.07
7	3T+1Eu+3S<	<	8.95	x -1.08	-2	-3	-3	-3	-2	-2	-2	-3	-4		7.87
8	2A	x	3.63	0.14	1	0	0	0	1	0	1	1	0		3.77
9	CCSp2		2.30	-0.23	0	-1	-1	-1	0	-2	-2	0	-2		2.07
10	3T	x	4.62	0.00	0	0	0	0	0	0	0	1	0		4.62
11	CCoSp2V		1.88	-0.11	-1	-1	-2	0	0	0	-2	1	0		1.77
			<b>50.64</b>												<b>42.15</b>
Program Components			Factor												
Composition			3.33	4.25	4.00	4.00	4.50	3.75	3.00	4.00	4.50	4.75			4.14
Presentation			3.33	4.25	3.75	3.50	4.75	4.25	3.50	4.25	4.25	4.25			4.07
Skating Skills			3.33	4.50	4.75	4.00	5.00	5.25	4.25	5.00	5.00	5.00			4.79
<b>Judges Total Program Component Score (factored)</b>															<b>43.29</b>

**Deductions:** Falls -1.00 (1) **-1.00**


**JUDGES DETAILS PER SKATER**  
**JUNIOR MEN FREE SKATING**

Rank	Name	Nation	Starting Number	Total Segment Score	Total Element Score	Total Program Component Score (factored)						Total Deductions			
21	Timur ZVYAGIN	UZB	5	50.51	20.80	30.71						-1.00			
#	Executed Elements	Info	Base Value	GOE	J1	J2	J3	J4	J5	J6	J7	J8	J9	Ref.	Scores of Panel
1	2A		3.30	-0.80	-2	-2	-2	-4	-2	-3	-2	-3	-3		2.50
2	2A	F	3.30	-1.65	-5	-5	-5	-5	-5	-5	-5	-5	-5		1.65
3	CCoSp2V		1.88	-0.35	-2	-2	-3	-2	-1	-2	-3	0	-1		1.53
4	ChSq1		3.00	-0.93	0	-2	-2	-3	-2	-3	-1	-1	-2		2.07
5	2Lz!+1Eu+2F<	<	4.04	-1.05	-4	-5	-5	-5	-5	-5	-5	-5	-5		2.99
6	2Lze+1T	e	2.08	-0.55	-3	-4	-3	-3	-3	-5	-3	-3	-4		1.53
7	2F	x	1.98	-0.15	-1	0	-1	-1	-1	-2	-1	0	-1		1.83
8	CSSp2		2.30	-0.26	0	-1	-2	-2	0	-1	-1	-2	-1		2.04
9	2Lo	x	1.87	-0.19	-1	-1	-1	-2	0	-1	-2	-1	-1		1.68
10	2Lo	x	1.87	-0.15	-1	0	-1	-1	0	-1	-1	-1	-1		1.72
11	FCSpB		1.60	-0.34	-2	-2	-3	-2	-2	-2	-3	-1	-2		1.26
			<b>27.22</b>												<b>20.80</b>
<b>Program Components</b>				<b>Factor</b>											
Composition				3.33	3.00	3.25	2.50	2.50	2.50	3.25	3.00	3.50	3.75		3.00
Presentation				3.33	3.00	3.00	2.00	2.50	3.00	3.00	3.00	3.00	3.50		2.93
Skating Skills				3.33	3.25	3.75	2.50	2.75	3.50	2.75	3.50	3.50	4.00		3.29
<b>Judges Total Program Component Score (factored)</b>															<b>30.71</b>
<b>Deductions:</b>				Falls	-1.00 (1)										<b>-1.00</b>

Legend:							
#	Sequence number	GOE	Grade of Execution	Jx	Judges (x=1-9)	Ref.	Referee
*	Invalid element	e	Wrong edge	<	Under-rotated jump	<<	Downgraded jump
x	Credit for highlight distribution, base value multiplied by 1.1			!	Not clear edge	REP	Jump repetition
F	Fall	q	Jump landed on the quarter				

Official OC Partner:





Yerevan/ARM, 7<sup>th</sup> October 2023

On behalf of the Armenian Figure Skating Federation and Organizing Committee we would like to thank the competitors, coaches, officials and volunteers for participating in the ISU Junior Grand Prix of Figure Skating – Armenian Cup 2023.

A huge special thanks to the International Skating Union for giving Armenia the opportunity to host this event for the second time. We hope that all participants enjoyed their stay in Yerevan and will take with them great memories.

Thank you for your trust and good luck for the rest of the season.

Organizing Committee