



---



Skate Canada  
International

---

Internationaux  
Patinage Canada

---

Vancouver 2023



PROTOCOL / PROTOCOLE



# 2023 Skate Canada International

October 27 - 29, 2023 Vancouver, BC / CAN



## Protocol

of the

ISU Grand Prix of Figure Skating® 2023 / 2024

## 2023 Skate Canada International

organized by

**Skate Canada**

with the authorization of the

**International Skating Union**

held in

**Vancouver, BC, CAN**

**October 27 to 29, 2023**

The events of the  
ISU Grand Prix of Figure Skating® 2023 Skate Canada International  
took place at the

**“Doug Mitchell Thunderbird Sports Centre”**

an artificial and heated indoor ice surface.

Official Partners:





# 2023 Skate Canada International

October 27 - 29, 2023 Vancouver, BC / CAN



## International Skating Union (ISU)

<b>Council</b>		
<b>President:</b>	Jae Youl Kim	Republic of Korea
<b>1st Vice President</b>		
Speed Skating:	Tron Espeli	Norway
<b>Vice President</b>		
Figure Skating:	Benoit Lavoie	Canada
<b>Members</b>		
Figure Skating:	Patricia St. Peter	USA
	Tatsuro Matsumura	Japan
	Susanna Rahkamo	Finland
	György Elek	Hungary
	Maria Teresa Samaranch	Spain
Speed Skating:	Suwanna Silpa-Archa	Thailand
	Sergio Anesi	Italy
	Stoytcho G. Stoytchev	Bulgaria
	Alexander Kibalko	Russia
	Albert Hazelhoff	Netherlands
Athletes Representative:	Eric Radford	Canada
Director General:	Fredi Schmid	Switzerland
Treasurer:	Ulrich Linder	Switzerland
Legal Advisors:	Michael Geistlinger	Austria
Figure Skating Technical Sports Director:	vacant	
Speed Skating Technical Sports Director:	Hugo Herrnhof	Italy
<b>Technical Committees</b>		
<b>Single &amp; Pair Skating</b>		
Chairperson:	Fabio Bianchetti	Italy
Members:	Leena Laaksonen	Finland
	Yukiko Okabe	Japan
	Emilie Billow	Sweden
	Susan Lynch	Australia
Appointed Skater:	Cong Han	China
Appointed Coach:	Patrick Meier	Switzerland
<b>Ice Dance</b>		
Chairperson:	Shawn Rettstatt	USA
Members:	Hilary Selby	Great Britain
	David Molina	France
	Ingrid Charlotte Wolter	Germany
Appointed Skater:	Kaitlyn Weaver	Canada
Appointed Coach:	Alper Uçar	Türkiye
<b>Synchronized Skating</b>		
Chairperson:	Philippe Maitrot	France
Members:	Petra Tyrbo	Sweden
	Lois Long	USA
	Nina Bischoff	Switzerland
Appointed Skater:	Ida Hellström	Finland
Appointed Coach:	Cathy Dalton	Canada

## Official Partners:



## Time Schedule

Thursday, October 26, 2023	10:30	Team Leaders Meeting
	11:30	Medical Meeting
	16:30	Referees and Technical Controllers Meeting
	17:30	Judges Meeting
Friday, October 27 2023	14:00	WOMEN – Short Program
	15:50	ICE DANCE – Rhythm Dance
	18:00	Opening Ceremony
	18:45	PAIRS – Short Program
	20:10	MEN – Short Program
Saturday, October 28, 2023	13:15	WOMEN – Free Skating
	15:25	ICE DANCE – Free Dance
		Victory Ceremonies Ice Dance & Women
	18:00	PAIRS – Free Skating
	19:37	MEN – Free Skating
		Victory Ceremonies Men & Pairs
Sunday, October 29, 2023	14:00	Exhibition Gala

### Official Partners:





## ISU Event Officials

**ISU Representative** Mr. Benoit LAVOIE

**ISU Assistant Event Manager** Mr. Hirohiko SASO

**Regional Assistant Event Manager** Ms. Sabrina WONG

### MEN

Referee Ms. Katarina HENRIKSSON  
 Technical Controller Ms. Florence VUYLSTEKER  
 Technical Specialist Ms. Masako KAWAI  
 Technical Specialist Ms. Merja HUTTUNEN  
 Data Operator Mr. Christopher Richard STOKES  
 Replay Operator Ms. Marit SILVIUS

### WOMEN

Referee Ms. Elisabeth BINDER  
 Technical Controller Ms. Deborah ISLAM  
 Technical Specialist Ms. Merja HUTTUNEN  
 Technical Specialist Ms. Masako KAWAI  
 Data Operator Ms. Marit SILVIUS  
 Replay Operator Mr. Christopher Richard STOKES

### PAIRS

Referee Ms. Katarina HENRIKSSON  
 Technical Controller Ms. Florence VUYLSTEKER  
 Technical Specialist Ms. Elizabeth CAIN  
 Technical Specialist Ms. Laurene COLLIN-KNOBLAUCH  
 Data Operator Mr. Christopher Richard STOKES  
 Replay Operator Ms. Marit SILVIUS

### ICE DANCE

Referee Mr. Shawn RETTSTATT  
 Technical Controller Ms. Leanna CARON  
 Technical Specialist Ms. Kristin FRASER-LUKANIN  
 Technical Specialist Mr. Andrzej DOSTATNI  
 Data Operator Ms. Marit SILVIUS  
 Replay Operator Mr. Christopher Richard STOKES

## Official Partners:



Event Technology



## Participating ISU Members and Entries

Member		Men	Women	Pairs	Ice Dance	Total
Australia	AUS	0	0	1	0	2
Canada	CAN	3	3	3	3	18
China	CHN	0	0	0	1	2
Estonia	EST	1	0	0	0	1
France	FRA	0	1	0	0	1
Great Britain	GBR	0	0	0	1	2
Germany	GER	0	0	1	1	4
Hungary	HUN	0	0	1	0	2
Israel	ISR	1	0	0	0	1
Italy	ITA	1	1	1	0	4
Japan	JPN	3	3	0	0	6
Kazakhstan	KAZ	1	0	0	0	1
Republic of Korea	KOR	1	1	0	0	2
Lithuania	LTU	0	0	0	1	2
Netherlands	NED	0	0	1	0	2
United States of America	USA	1	3	0	3	10
		<b>12</b>	<b>12</b>	<b>8</b>	<b>10</b>	<b>60</b>
<b>Nations</b>		8	6	6	6	16

25/10/2023 00:06:31 UTC

## Official Partners:





# 2023 Skate Canada International

October 27 - 29, 2023 Vancouver, BC / CAN



## The Organizing Committee (OC)

President .....	Karen Butcher
Chief Executive Officer .....	Debra Armstrong
Senior Director, Events and Production Services.....	Terry Sheahan
Senior Director, Operations .....	Mary Ellen McDonald
Senior Director, Performance Excellence .....	Shae Zukiwsky
Senior Manager, Communications and Marketing .....	Karine Bédard
Senior Manager, Performance Excellence and Officials .....	Laura Baker
Senior Manager, High Performance Coaching .....	Josée Bourdon
Competition Services Director .....	Norm Proft
Senior High Performance Analyst .....	Beth Liverman
High Performance Director .....	Michael Slipchuk
Digital and Content Editor.....	Jennie Leaver
Communications Coordinator.....	Ashley Ighorewo
Event Coordinator.....	Shay Ackerman
Event Coordinator .....	Duncan Chan
Event Coordinator .....	Danielle Williams
Venue Operations Coordinator.....	Cameron Shaw
Creative Services Lead .....	Laura Wilson

## Local Organizing Committee (LOC)

Local Organizing Committee Co-Chair .....	Bev Viger
Local Organizing Committee Co-Chair .....	Hilary Quick
Volunteer Recruitment Director .....	Dianne Oliver
Catering Supervisor.....	Shelley Verhelst
Chief Medical Officer (CMO).....	Tanya Cabrita
Chief Therapist (CT).....	Paige Larson
Hotel Operations Supervisor .....	Gail Weber
Flower Retriever Coordinator .....	Hailey Adams
Logistics Supervisor.....	Mervin Tran
Media Operations Supervisor .....	Brett Barden
Registration Supervisor.....	Brenda Kawasaki
Operations & Printing Room Supervisor.....	Margaret Warwick
Security Supervisor .....	Wayne Sutherland
Transportation Supervisor .....	Alex Clarke
Airport Coordinator .....	Colleen Laferriere

### Official Partners:



Event Technology



## WOMEN

<b>Doug Mitchell Thunderbird Sports Centre</b>	27 OCT 2023	14:00	Short Program
	28 OCT 2023	13:15	Free Skating

Size of Skating Arena:	30m*60m
Ice Conditions:	very good
Number of Entries:	12
Number of Participants:	12

Entry Withdrawn:	
------------------	--

<b>Short Program</b>		
Duration:	2:40 +/- 10 seconds	
Segment Factor:	1.00	
<b>Program Component Factors:</b>	Composition	1.33
	Presentation	1.33
	Skating Skills	1.33

<b>Free Skating</b>		
Duration:	4:00 +/- 10 seconds	
Segment Factor:	1.00	
<b>Program Component Factors:</b>	Composition	2.67
	Presentation	2.67
	Skating Skills	2.67

### Official Partners:



## PANEL OF JUDGES

### WOMEN

#### Officials

Technical Controller	Ms. Deborah ISLAM	ISU
Technical Specialist	Ms. Merja HUTTUNEN	ISU
Technical Specialist	Ms. Masako KAWAI	ISU

#### Judges

Referee	Ms. Elisabeth BINDER	ISU
Judge No. 1	Ms. Eva SZILAGYI	HUN
Judge No. 2	Ms. Jung Sue LEE	KOR
Judge No. 3	Ms. Ernestien BAKKER	NED
Judge No. 4	Ms. Deborah CURRIE	USA
Judge No. 5	Ms. Pinuccia FERRARIO	ITA
Judge No. 6	Ms. Karen Anne HARRIS	AUS
Judge No. 7	Ms. Yoko KUNO	JPN
Judge No. 8	Mr. Andreas WALDECK	GER
Judge No. 9	Ms. Beth CRANE	CAN

#### Data/Replay Operator

Data Operator	Ms. Marit SILVIUS	ISU
Replay Operator	Mr. Christopher Richard STOKES	ISU

#### Official Partners:





## RESULTS

### WOMEN

Pl.	Name	Nation	Total Score	SP	FS
1	Kaori SAKAMOTO	JPN	226.13	1	1
2	Chaeyeon KIM	KOR	201.15	2	4
3	Rino MATSUIKE	JPN	198.62	3	3
4	Madeline SCHIZAS	CAN	189.91	8	2
5	Lindsay THORNGREN	USA	189.52	5	5
6	Rinka WATANABE	JPN	182.08	7	6
7	Audrey SHIN	USA	177.14	4	9
8	Starr ANDREWS	USA	174.82	6	8
9	Lara Naki GUTMANN	ITA	165.73	11	7
10	Kaiya RUITER	CAN	155.44	9	11
11	Sara-Maude DUPUIS	CAN	151.95	10	10
12	Mae Berenice MEITE	FRA	121.13	12	12

**Ms. Elisabeth BINDER, ISU**  
Referee

**Ms. Deborah ISLAM, ISU**  
Technical Controller

**Legend:**

**SP** Short Program      **FS** Free Skating      **Pl.** Place


Official Partners:



## RESULTS

### WOMEN SHORT PROGRAM

Pl.	Name	Nation	Total Segment Score
1	Kaori SAKAMOTO	JPN	75.13
2	Chaeyeon KIM	KOR	70.31
3	Rino MATSUIKE	JPN	66.29
4	Audrey SHIN	USA	65.19
5	Lindsay THORNGREN	USA	61.99
6	Starr ANDREWS	USA	61.07
7	Rinka WATANABE	JPN	57.52
8	Madeline SCHIZAS	CAN	57.44
9	Kaiya RUITER	CAN	55.82
10	Sara-Maude DUPUIS	CAN	52.17
11	Lara Naki GUTMANN	ITA	50.00
12	Mae Berenice MEITE	FRA	41.65



**Ms. Elisabeth BINDER, ISU**  
Referee



**Ms. Deborah ISLAM, ISU**  
Technical Controller

#### Official Partners:



## JUDGES DETAILS PER SKATER

### WOMEN SHORT PROGRAM

Rank	Name	Nation	Starting Number	Total Segment Score	Total Element Score	Total Program Component Score (factored)						Total Deductions			
1	Kaori SAKAMOTO	JPN	12	75.13	39.65	35.48						0.00			
#	Executed Elements	Info	Base Value	GOE	J1	J2	J3	J4	J5	J6	J7	J8	J9	Ref.	Scores of Panel
1	2A		3.30	1.37	4	4	5	4	3	4	5	3	5		4.67
2	3Lz!	!	5.90	0.34	-1	1	1	0	0	1	1	0	2		6.24
3	FCSp4		3.20	0.91	3	2	3	3	2	3	3	3	3		4.11
4	3F+3T		10.45	x 1.29	2	3	3	3	2	2	2	3	2		11.74
5	LSp4		2.70	1.00	4	3	4	4	3	4	4	4	3		3.70
6	StSq4		3.90	1.39	3	4	4	3	3	4	4	4	3		5.29
7	CCoSp3		3.00	0.90	4	3	4	3	3	3	2	3	2		3.90
			<b>32.45</b>												<b>39.65</b>
Program Components			Factor												
Composition			1.33	8.75	9.00	9.25	8.75	8.75	8.75	8.75	9.00	9.00	8.50		8.86
Presentation			1.33	8.75	8.75	9.00	9.00	8.75	9.00	8.75	9.00	9.00	8.25		8.86
Skating Skills			1.33	8.75	9.00	9.50	9.00	9.00	9.00	9.00	9.00	9.00	8.75		8.96
<b>Judges Total Program Component Score (factored)</b>														<b>35.48</b>	
<b>Deductions:</b>															<b>0.00</b>

Rank	Name	Nation	Starting Number	Total Segment Score	Total Element Score	Total Program Component Score (factored)						Total Deductions			
2	Chaeyeon KIM	KOR	10	70.31	38.30	32.01						0.00			
#	Executed Elements	Info	Base Value	GOE	J1	J2	J3	J4	J5	J6	J7	J8	J9	Ref.	Scores of Panel
1	2A		3.30	0.85	2	2	2	3	2	3	3	3	3		4.15
2	3Lz+3T		10.10	1.18	2	2	2	2	3	2	2	2	2		11.28
3	FCSp4		3.20	0.82	3	2	2	3	3	2	3	3	2		4.02
4	3F!	!	5.83	x 0.45	1	1	1	0	-1	2	1	0	2		6.28
5	LSp3		2.40	0.58	3	2	2	3	2	3	2	3	1		2.98
6	StSq4		3.90	1.39	4	3	3	4	3	4	3	4	4		5.29
7	CCoSp4		3.50	0.80	4	2	0	3	3	2	3	3	0		4.30
			<b>32.23</b>												<b>38.30</b>
Program Components			Factor												
Composition			1.33	8.50	7.75	7.75	7.75	7.75	7.75	8.25	8.25	8.25	8.00		8.00
Presentation			1.33	8.50	8.00	7.75	7.75	7.75	8.00	7.75	8.25	8.25	7.75		7.89
Skating Skills			1.33	8.50	8.00	8.50	8.00	8.00	8.25	8.00	8.00	8.00	8.50		8.18
<b>Judges Total Program Component Score (factored)</b>														<b>32.01</b>	
<b>Deductions:</b>															<b>0.00</b>

Rank	Name	Nation	Starting Number	Total Segment Score	Total Element Score	Total Program Component Score (factored)						Total Deductions			
3	Rino MATSUIKE	JPN	3	66.29	34.84	31.45						0.00			
#	Executed Elements	Info	Base Value	GOE	J1	J2	J3	J4	J5	J6	J7	J8	J9	Ref.	Scores of Panel
1	2A		3.30	1.04	3	2	4	3	3	3	3	3	4		4.34
2	3F		5.30	1.44	2	2	3	3	3	3	2	3	3		6.74
3	FCSp3		2.80	0.36	1	0	1	1	0	0	4	4	2		3.16
4	3Lz!q+3T<	<	10.19	x -2.44	-5	-4	-5	-4	-5	-4	-3	-4	-2		7.75
5	StSq4		3.90	1.17	3	2	3	3	4	3	3	3	3		5.07
6	CCoSp4		3.50	0.85	3	2	2	2	2	3	2	3	3		4.35
7	LSp4		2.70	0.73	3	1	3	2	3	3	2	3	3		3.43
			<b>31.69</b>												<b>34.84</b>
Program Components			Factor												
Composition			1.33	7.75	7.25	9.00	7.00	8.50	7.50	8.00	8.00	8.00	8.00		7.86
Presentation			1.33	8.00	7.50	8.75	7.25	8.50	7.75	7.75	8.25	8.25	7.75		7.93
Skating Skills			1.33	7.75	7.25	9.00	7.25	8.50	7.75	7.75	8.25	7.75		7.86	
<b>Judges Total Program Component Score (factored)</b>														<b>31.45</b>	
<b>Deductions:</b>															<b>0.00</b>

Official Partners:



## JUDGES DETAILS PER SKATER

### WOMEN SHORT PROGRAM

Rank	Name	Nation	Starting Number	Total Segment Score	Total Element Score	Total Program Component Score (factored)						Total Deductions			
4	Audrey SHIN	USA	8	65.19	35.32	29.87						0.00			
#	Executed Elements	Info	Base Value	GOE	J1	J2	J3	J4	J5	J6	J7	J8	J9	Ref.	Scores of Panel
1	3T+3T		8.40	0.90	2	2	2	2	2	2	3	3	2		9.30
2	2A		3.30	0.47	2	1	1	2	2	1	2	1	1		3.77
3	LSp4		2.70	0.58	2	1	3	2	2	3	2	2	2		3.28
4	3Lo	x	5.39	0.91	2	2	1	2	1	2	3	2	2		6.30
5	FCSp4		3.20	0.78	4	2	1	2	2	3	2	3	3		3.98
6	StSq4		3.90	0.89	3	2	3	3	2	2	2	2	2		4.79
7	CCoSp4		3.50	0.40	3	0	0	2	1	0	2	2	1		3.90
			<b>30.39</b>												<b>35.32</b>
Program Components			Factor												
Composition			1.33	8.00	7.25	7.50	7.50	7.25	7.50	7.75	7.50	7.00			7.46
Presentation			1.33	8.25	7.50	7.75	7.25	7.50	7.75	7.50	7.75	7.25			7.57
Skating Skills			1.33	8.00	7.50	7.00	7.50	7.25	7.50	7.75	7.50	6.75			7.43
<b>Judges Total Program Component Score (factored)</b>													<b>29.87</b>		
<b>Deductions:</b>														<b>0.00</b>	

Rank	Name	Nation	Starting Number	Total Segment Score	Total Element Score	Total Program Component Score (factored)						Total Deductions			
5	Lindsay THORNGREN	USA	7	61.99	32.17	29.82						0.00			
#	Executed Elements	Info	Base Value	GOE	J1	J2	J3	J4	J5	J6	J7	J8	J9	Ref.	Scores of Panel
1	3Lz+3T<	<	9.26	-1.35	-2	-2	-1	-2	-3	-3	-3	-2	-2		7.91
2	2A		3.30	0.75	2	1	3	3	2	2	3	2	2		4.05
3	FCSp4		3.20	0.73	2	2	2	3	2	2	3	3	2		3.93
4	3Flq	!	5.83	-0.91	-3	-1	-2	-3	-2	-1	-1	0	-2		4.92
5	LSp3		2.40	0.79	3	2	3	3	3	4	4	4	3		3.19
6	StSq3		3.30	0.80	3	2	2	3	3	2	2	3	2		4.10
7	CCoSp3		3.00	1.07	4	2	3	4	3	4	5	4	3		4.07
			<b>30.29</b>												<b>32.17</b>
Program Components			Factor												
Composition			1.33	8.25	7.25	7.25	7.50	7.50	7.50	7.50	7.75	7.00			7.46
Presentation			1.33	8.50	7.25	7.00	7.50	7.50	7.25	7.00	7.75	6.75			7.32
Skating Skills			1.33	7.75	7.50	7.75	7.75	7.75	7.75	7.25	7.75	7.25			7.64
<b>Judges Total Program Component Score (factored)</b>													<b>29.82</b>		
<b>Deductions:</b>														<b>0.00</b>	

Rank	Name	Nation	Starting Number	Total Segment Score	Total Element Score	Total Program Component Score (factored)						Total Deductions			
6	Starr ANDREWS	USA	5	61.07	32.15	28.92						0.00			
#	Executed Elements	Info	Base Value	GOE	J1	J2	J3	J4	J5	J6	J7	J8	J9	Ref.	Scores of Panel
1	3T+3T		8.40	0.72	1	1	1	2	2	0	3	3	2		9.12
2	2A		3.30	0.57	1	1	2	2	2	1	2	2	2		3.87
3	FSSp3		2.60	0.52	2	2	2	2	2	0	2	2	2		3.12
4	3Lo	x	5.39	-0.35	-1	-1	0	0	-1	-1	-2	1	-1		5.04
5	CCoSp4		3.50	1.00	3	3	3	2	3	3	3	2	3		4.50
6	StSq3		3.30	0.66	2	1	2	2	2	1	2	3	3		3.96
7	LSp3		2.40	0.14	1	0	1	2	0	1	1	0	0		2.54
			<b>28.89</b>												<b>32.15</b>
Program Components			Factor												
Composition			1.33	6.50	7.00	7.50	7.25	7.50	7.25	7.00	7.50	7.00			7.21
Presentation			1.33	7.00	7.00	7.75	7.50	7.75	7.00	7.25	7.75	7.50			7.39
Skating Skills			1.33	6.75	6.75	7.00	7.50	7.50	6.75	7.50	7.50	7.00			7.14
<b>Judges Total Program Component Score (factored)</b>													<b>28.92</b>		
<b>Deductions:</b>														<b>0.00</b>	

Official Partners:



## JUDGES DETAILS PER SKATER

### WOMEN SHORT PROGRAM

Rank	Name	Nation	Starting Number	Total Segment Score	Total Element Score	Total Program Component Score (factored)	Total Deductions									
7	Rinka WATANABE	JPN	11	57.52	28.69	29.83	-1.00									
#	Executed Elements	Info	Base Value	GOE	J1	J2	J3	J4	J5	J6	J7	J8	J9	Ref.	Scores of Panel	
1	2A		3.30	0.94	3	3	3	3	2	3	2	3	3		4.24	
2	3Lz		5.90	1.18	2	2	2	2	2	2	2	3	2		7.08	
3	CSp4		2.60	0.41	2	1	2	1	1	2	2	2	1		3.01	
4	3Lo<+COMBO	F	4.31	x -1.96	-5	-5	-5	-5	-5	-5	-5	-5	-5		2.35	
5	FSSp4		3.00	0.64	3	2	2	2	2	3	2	1	2		3.64	
6	CCoSp4		3.50	0.25	0	1	0	1	1	1	1	1	-1		3.75	
7	StSq4		3.90	0.72	1	2	4	2	0	2	2	2	2		4.62	
			<b>26.51</b>												<b>28.69</b>	
Program Components			Factor													
Composition			1.33	7.25	7.50	8.00	7.75	7.00	7.50	7.25	7.50	7.00				7.39
Presentation			1.33	7.00	7.25	8.50	7.50	7.25	7.50	7.25	7.50	7.25	7.50	7.25		7.36
Skating Skills			1.33	7.75	7.75	8.00	7.75	7.25	8.25	7.50	7.75	7.00				7.68
<b>Judges Total Program Component Score (factored)</b>														<b>29.83</b>		
<b>Deductions:</b>			Falls -1.00 (1)											<b>-1.00</b>		

Rank	Name	Nation	Starting Number	Total Segment Score	Total Element Score	Total Program Component Score (factored)	Total Deductions									
8	Madeline SCHIZAS	CAN	9	57.44	27.98	29.46	0.00									
#	Executed Elements	Info	Base Value	GOE	J1	J2	J3	J4	J5	J6	J7	J8	J9	Ref.	Scores of Panel	
1	3Lz+3T		10.10	-0.84	-1	-1	-2	-2	-1	-1	-1	-2	-2		9.26	
2	3Lo		4.90	-0.42	-1	-1	0	-1	-1	-1	-1	-2	0		4.48	
3	CCoSp4		3.50	0.25	2	1	1	1	0	0	1	0	1		3.75	
4	1A*	*	0.00	x 0.00	-	-	-	-	-	-	-	-	-		0.00	
5	StSq3		3.30	0.75	2	2	3	3	2	3	2	1	2		4.05	
6	LSp4		2.70	0.27	0	0	2	1	0	0	2	2	2		2.97	
7	FSSp4		3.00	0.47	2	2	2	1	1	0	1	2	2		3.47	
			<b>27.50</b>												<b>27.98</b>	
Program Components			Factor													
Composition			1.33	7.50	7.75	8.00	7.00	7.50	8.00	7.50	7.25	7.25				7.54
Presentation			1.33	7.50	7.25	7.00	7.25	7.75	7.25	7.25	7.25	7.00	7.25			7.25
Skating Skills			1.33	7.25	7.00	7.75	7.25	7.75	8.00	7.50	6.75	7.00				7.36
<b>Judges Total Program Component Score (factored)</b>														<b>29.46</b>		
<b>Deductions:</b>														<b>0.00</b>		

Rank	Name	Nation	Starting Number	Total Segment Score	Total Element Score	Total Program Component Score (factored)	Total Deductions									
9	Kaiya RUITER	CAN	4	55.82	28.32	28.50	-1.00									
#	Executed Elements	Info	Base Value	GOE	J1	J2	J3	J4	J5	J6	J7	J8	J9	Ref.	Scores of Panel	
1	3Lz	F	5.90	-2.95	-5	-5	-4	-5	-5	-5	-5	-5	-5		2.95	
2	2A		3.30	0.42	1	1	1	2	1	1	2	1	2		3.72	
3	FSSp3		2.60	0.37	1	1	1	2	1	2	2	2	1		2.97	
4	CCoSp3		3.00	0.47	0	1	1	2	2	2	2	1	2		3.47	
5	3F+2T		7.26	x 0.15	0	0	0	0	0	0	1	1	1		7.41	
6	StSq4		3.90	0.78	2	2	2	2	2	2	2	1	3		4.68	
7	LSp4		2.70	0.42	2	1	1	1	1	2	2	2	2		3.12	
			<b>28.66</b>												<b>28.32</b>	
Program Components			Factor													
Composition			1.33	6.75	7.00	7.00	7.00	7.00	6.50	7.00	7.50	7.25				7.00
Presentation			1.33	6.75	7.25	7.25	7.50	7.25	6.75	7.25	7.25	7.25				7.18
Skating Skills			1.33	7.00	7.00	7.75	7.25	7.25	7.50	7.25	7.50	7.00				7.25
<b>Judges Total Program Component Score (factored)</b>														<b>28.50</b>		
<b>Deductions:</b>			Falls -1.00 (1)											<b>-1.00</b>		

Official Partners:





## JUDGES DETAILS PER SKATER

### WOMEN SHORT PROGRAM

Rank	Name	Nation	Starting Number	Total Segment Score	Total Element Score	Total Program Component Score (factored)						Total Deductions			
10	Sara-Maude DUPUIS	CAN	1	52.17	26.47	25.70						0.00			
#	Executed Elements	Info	Base Value	GOE	J1	J2	J3	J4	J5	J6	J7	J8	J9	Ref.	Scores of Panel
1	3Lz		5.90	0.17	0	0	0	0	1	0	1	0	1		6.07
2	2A		3.30	0.61	2	1	2	2	2	2	2	0	2		3.91
3	LSp2		1.90	0.24	1	0	1	2	2	1	2	1	1		2.14
4	3Lo<+2T	<	5.74	x -1.74	-4	-4	-4	-5	-5	-5	-4	-3	-5		4.00
5	FCSp4		3.20	0.27	1	0	1	1	2	1	0	0	2		3.47
6	StSq2		2.60	0.33	0	1	1	2	2	1	1	1	2		2.93
7	CCoSp4		3.50	0.45	0	1	1	1	1	2	2	1	2		3.95
			<b>26.14</b>												<b>26.47</b>
Program Components			Factor												
Composition			1.33	6.25	6.25	6.50	6.00	6.75	6.25	7.00	6.25	6.50			6.39
Presentation			1.33	6.50	6.25	6.75	6.00	6.75	6.50	7.25	6.25	6.75			6.54
Skating Skills			1.33	6.50	6.50	6.25	6.25	6.50	6.25	6.75	6.25	6.50			6.39
<b>Judges Total Program Component Score (factored)</b>														<b>25.70</b>	
<b>Deductions:</b>													<b>0.00</b>		

Rank	Name	Nation	Starting Number	Total Segment Score	Total Element Score	Total Program Component Score (factored)						Total Deductions				
11	Lara Naki GUTMANN	ITA	6	50.00	23.94	27.06						-1.00				
#	Executed Elements	Info	Base Value	GOE	J1	J2	J3	J4	J5	J6	J7	J8	J9	Ref.	Scores of Panel	
1	3T+3Tq	F	8.40	-2.10	-5	-5	-5	-5	-5	-5	-5	-5	-5		6.30	
2	2F*	*	0.00	0.00	-	-	-	-	-	-	-	-	-		0.00	
3	SSp4		2.50	0.21	2	1	1	0	0	0	1	1	2		2.71	
4	2A	x	3.63	0.28	0	0	1	1	2	1	1	0	2		3.91	
5	CCoSp3		3.00	0.30	2	2	2	1	0	-1	2	1	-2		3.30	
6	StSq4		3.90	0.78	2	1	2	2	2	2	2	2	2		4.68	
7	FCSp3		2.80	0.24	0	1	1	1	1	-1	2	0	2		3.04	
			<b>24.23</b>												<b>23.94</b>	
Program Components			Factor													
Composition			1.33	7.50	7.25	7.00	6.25	6.75	7.25	7.25	7.25	6.75	7.25			7.07
Presentation			1.33	6.50	6.75	7.25	6.50	6.50	6.75	6.50	6.25	7.00			6.64	
Skating Skills			1.33	6.50	6.50	6.25	6.50	6.75	7.00	7.25	6.50	6.75			6.64	
<b>Judges Total Program Component Score (factored)</b>														<b>27.06</b>		
<b>Deductions:</b> Falls													-1.00 (1)			

Rank	Name	Nation	Starting Number	Total Segment Score	Total Element Score	Total Program Component Score (factored)						Total Deductions				
12	Mae Berenice MEITE	FRA	2	41.65	18.42	24.23						-1.00				
#	Executed Elements	Info	Base Value	GOE	J1	J2	J3	J4	J5	J6	J7	J8	J9	Ref.	Scores of Panel	
1	2A		3.30	-0.71	-2	-2	-2	-1	-2	-2	-2	-3	-3		2.59	
2	3Lo<	F	3.92	-1.96	-5	-5	-5	-5	-5	-5	-5	-5	-5		1.96	
3	FCSp3		2.80	-0.36	-3	-1	-1	-2	-2	-3	1	0	0		2.44	
4	LSp3		2.40	0.34	1	1	0	2	2	1	2	2	1		2.74	
5	2Lz+COMBO	x	2.31	-1.05	-5	-5	-5	-5	-5	-5	-5	-5	-5		1.26	
6	CCoSp4		3.50	0.25	0	0	0	0	1	2	1	1	2		3.75	
7	StSq3		3.30	0.38	0	1	1	1	2	2	0	1	2		3.68	
			<b>21.53</b>												<b>18.42</b>	
Program Components			Factor													
Composition			1.33	5.50	5.75	5.50	6.00	6.50	6.50	6.50	6.75	6.75	6.00			6.14
Presentation			1.33	6.00	5.25	5.75	5.75	6.75	6.25	6.50	6.25	6.25			6.11	
Skating Skills			1.33	5.75	5.50	4.75	5.75	6.50	6.25	6.25	6.50	5.75			5.96	
<b>Judges Total Program Component Score (factored)</b>														<b>24.23</b>		
<b>Deductions:</b> Falls													-1.00 (1)			

Official Partners:





# 2023 Skate Canada International

October 27 - 29, 2023 Vancouver, BC / CAN



## JUDGES DETAILS PER SKATER

### WOMEN SHORT PROGRAM

Legend:							
#	Sequence number	GOE	Grade of Execution	Jx	Judges (x=1-9)	Ref.	Referee
*	Invalid element	<	Under-rotated jump	x	Credit for highlight distribution, base value multiplied by 1.1		
!	Not clear edge	F	Fall	q	Jump landed on the quarter		

printed: 27.10.2023 15:32

Page 5 / 5


#### Official Partners:




## RESULTS

### WOMEN FREE SKATING

Pl.	Name	Nation	Total Segment Score
1	Kaori SAKAMOTO	JPN	151.00
2	Madeline SCHIZAS	CAN	132.47
3	Rino MATSUIKE	JPN	132.33
4	Chaeyeon KIM	KOR	130.84
5	Lindsay THORNGREN	USA	127.53
6	Rinka WATANABE	JPN	124.56
7	Lara Naki GUTMANN	ITA	115.73
8	Starr ANDREWS	USA	113.75
9	Audrey SHIN	USA	111.95
10	Sara-Maude DUPUIS	CAN	99.78
11	Kaiya RUITER	CAN	99.62
12	Mae Berenice MEITE	FRA	79.48



**Ms. Elisabeth BINDER, ISU**  
Referee



**Ms. Deborah ISLAM, ISU**  
Technical Controller

Official Partners:



## JUDGES DETAILS PER SKATER

### WOMEN FREE SKATING

Rank	Name	Nation	Starting Number	Total Segment Score	Total Element Score	Total Program Component Score (factored)						Total Deductions				
1	Kaori SAKAMOTO	JPN	12	151.00	77.87	73.13						0.00				
#	Executed Elements	Info	Base Value	GOE	J1	J2	J3	J4	J5	J6	J7	J8	J9	Ref.	Scores of Panel	
1	2A		3.30	1.32	5	5	5	3	3	4	4	3	4		4.62	
2	3Lz		5.90	1.77	1	3	3	3	3	3	3	3	3		7.67	
3	3S		4.30	1.23	3	3	3	3	3	3	3	2	2		5.53	
4	CCoSp4		3.50	0.90	3	2	3	2	2	3	3	3	2		4.40	
5	StSq4		3.90	1.45	4	4	4	4	3	4	4	3	3		5.35	
6	3F+2T		6.60	1.44	3	2	3	2	3	3	3	3	2		8.04	
7	FSSp3		2.60	0.67	3	3	3	3	2	4	2	2	2		3.27	
8	3F+3T		10.45	x 1.67	4	4	3	3	3	3	3	3	3		12.12	
9	2A+3T+2T		9.68	x 1.38	4	3	2	3	3	3	4	4	3		11.06	
10	ChSq1		3.00	1.86	4	4	4	3	3	3	4	4	4		4.86	
11	3Lo		5.39	x 1.26	4	4	2	3	2	2	2	3	2		6.65	
12	FCCoSp4		3.50	0.80	3	2	2	3	2	2	2	3	2		4.30	
			<b>62.12</b>												<b>77.87</b>	
Program Components				Factor												
Composition				2.67	9.25	9.25	9.50	9.00	8.75	8.75	9.25	9.00	9.00			9.07
Presentation				2.67	9.50	9.25	9.50	9.25	8.75	8.75	9.00	9.25	8.75			9.11
Skating Skills				2.67	9.50	9.50	9.25	9.25	9.00	9.00	9.25	9.00	9.25			9.21
<b>Judges Total Program Component Score (factored)</b>														<b>73.13</b>		
<b>Deductions:</b>														<b>0.00</b>		
Rank	Name	Nation	Starting Number	Total Segment Score	Total Element Score	Total Program Component Score (factored)						Total Deductions				
2	Madeline SCHIZAS	CAN	5	132.47	70.21	62.26						0.00				
#	Executed Elements	Info	Base Value	GOE	J1	J2	J3	J4	J5	J6	J7	J8	J9	Ref.	Scores of Panel	
1	3Lz+3T		10.10	1.35	2	1	1	2	3	2	3	3	3		11.45	
2	3F		5.30	1.36	2	1	2	3	3	3	2	3	3		6.66	
3	3S		4.30	0.92	3	2	2	2	3	2	2	2	2		5.22	
4	3Lo+2T+2Lo		7.90	0.63	1	1	1	2	0	0	2	3	2		8.53	
5	CCoSp4		3.50	0.60	2	1	1	2	2	2	1	2	2		4.10	
6	StSq3		3.30	0.61	2	1	2	2	1	2	2	2	2		3.91	
7	2A+3T		8.25	x 1.08	3	2	2	3	2	2	3	3	3		9.33	
8	3Lo		5.39	x 0.98	2	2	1	2	2	2	2	2	2		6.37	
9	FSSp4		3.00	0.64	3	2	2	2	2	3	2	2	2		3.64	
10	ChSq1		3.00	0.86	2	2	2	2	0	1	1	2	2		3.86	
11	2A		3.63	x 0.66	2	2	2	2	3	2	2	2	2		4.29	
12	LSp3		2.40	0.45	0	1	2	2	2	3	2	2	2		2.85	
			<b>60.07</b>												<b>70.21</b>	
Program Components				Factor												
Composition				2.67	7.75	7.50	8.00	7.50	7.50	7.75	7.75	7.50	7.25	8.25		7.64
Presentation				2.67	8.25	7.75	8.25	7.75	7.75	8.00	7.75	7.50	8.25			7.93
Skating Skills				2.67	7.75	7.75	7.75	7.75	7.50	8.00	8.00	7.50	7.75			7.75
<b>Judges Total Program Component Score (factored)</b>														<b>62.26</b>		
<b>Deductions:</b>														<b>0.00</b>		

Official Partners:



Event Technology



## JUDGES DETAILS PER SKATER

### WOMEN FREE SKATING

Rank	Name	Nation	Starting Number	Total Segment Score	Total Element Score	Total Program Component Score (factored)							Total Deductions		
3	Rino MATSUIKE	JPN	10	132.33	65.78	66.55							0.00		
#	Executed Elements	Info	Base Value	GOE	J1	J2	J3	J4	J5	J6	J7	J8	J9	Ref.	Scores of Panel
1	3Lo		4.90	1.40	3	2	3	2	3	3	3	3	3		6.30
2	3Lzq+3Tq	q	10.10	-1.18	-2	-2	-3	-1	0	-2	-2	-3	-2		8.92
3	2A		3.30	0.85	3	3	3	2	2	3	3	2	2		4.15
4	FCCoSp3		3.00	0.17	0	1	1	2	0	1	0	1	0		3.17
5	2A		3.30	0.90	3	2	3	2	2	3	3	3	3		4.20
6	StSq4		3.90	1.23	4	3	3	3	3	3	4	3	3		5.13
7	3Lz1q+3T<+2T	<	11.62	x -2.44	-4	-5	-4	-4	-4	-5	-4	-4	-4		9.18
8	3Fq+2T	q	7.26	x -0.61	-1	-2	-1	-1	-1	-1	-1	-2	-1		6.65
9	3S		4.73	x 0.92	3	2	2	3	2	2	2	2	2		5.65
10	ChSq1		3.00	1.36	4	2	3	3	2	3	3	2	3		4.36
11	CCoSp4		3.50	1.10	4	3	4	3	3	3	3	3	2		4.60
12	LSp4		2.70	0.77	4	3	3	3	3	3	2	3	2		3.47
			<b>61.31</b>												<b>65.78</b>
Program Components				Factor											
Composition				2.67	8.50	8.00	8.75	8.25	8.25	7.75	8.25	8.25	8.50	8.50	8.29
Presentation				2.67	8.50	7.75	8.75	8.50	8.50	8.25	8.00	8.25	8.25	8.25	8.32
Skating Skills				2.67	8.25	8.00	9.00	8.25	8.50	8.50	8.25	8.00	8.50	8.32	
<b>Judges Total Program Component Score (factored)</b>														<b>66.55</b>	
<b>Deductions:</b>															<b>0.00</b>
Rank	Name	Nation	Starting Number	Total Segment Score	Total Element Score	Total Program Component Score (factored)							Total Deductions		
4	Chaeyeon KIM	KOR	11	130.84	67.35	63.49							0.00		
#	Executed Elements	Info	Base Value	GOE	J1	J2	J3	J4	J5	J6	J7	J8	J9	Ref.	Scores of Panel
1	2A		3.30	0.71	2	2	2	2	2	4	2	2	3		4.01
2	3Lz+3T		10.10	1.18	3	2	1	2	2	2	2	2	2		11.28
3	3Lo		4.90	0.91	3	1	2	2	2	2	3	0	1		5.81
4	3F1<	<	4.24	-1.45	-4	-3	-2	-3	-4	-3	-3	-4	-4		2.79
5	FCCoSp4		3.50	0.80	3	3	1	2	2	3	2	3	1		4.30
6	3F1<+2T+2Lo	<	7.96	x -1.52	-5	-2	-4	-3	-4	-4	-3	-4	-3		6.44
7	3Lz+2A+SEQ	x	10.12	x 1.10	3	2	2	2	2	1	2	2	1		11.22
8	StSq4		3.90	1.00	4	3	3	2	2	3	2	2	3		4.90
9	ChSq1		3.00	0.93	3	2	2	2	2	2	1	1	2		3.93
10	3S		4.73	x 0.55	3	1	1	2	2	1	1	1	0		5.28
11	FCSp4		3.20	0.14	-1	1	1	0	-1	1	1	1	0		3.34
12	CCoSp4		3.50	0.55	1	2	1	1	2	3	2	2	1		4.05
			<b>62.45</b>												<b>67.35</b>
Program Components				Factor											
Composition				2.67	8.50	8.00	7.50	7.75	8.25	7.75	7.75	8.00	8.25	7.96	
Presentation				2.67	8.00	7.50	7.75	7.25	8.00	8.00	7.50	8.00	7.50	7.75	
Skating Skills				2.67	8.50	8.00	7.50	7.50	8.50	8.00	8.00	8.00	8.25	8.07	
<b>Judges Total Program Component Score (factored)</b>														<b>63.49</b>	
<b>Deductions:</b>															<b>0.00</b>

Official Partners:





## JUDGES DETAILS PER SKATER

### WOMEN FREE SKATING

Rank	Name	Nation	Starting Number	Total Segment Score	Total Element Score	Total Program Component Score (factored)						Total Deductions			
5	Lindsay THORNGREN	USA	8	127.53	66.78	60.75						0.00			
#	Executed Elements	Info	Base Value	GOE	J1	J2	J3	J4	J5	J6	J7	J8	J9	Ref.	Scores of Panel
1	3Lz+3T<	<	9.26	-0.93	-2	-2	-1	-2	-2	-1	-2	-1	-1		8.33
2	3S		4.30	0.49	1	1	1	1	2	1	2	1	1		4.79
3	3Flq	!	5.30	-1.21	-3	-1	-2	-2	-2	-2	-3	-3	-2		4.09
4	ChSq1		3.00	0.86	3	1	2	2	2	2	1	1	2		3.86
5	2A		3.30	0.66	3	1	2	2	2	3	2	1	2		3.96
6	FSSp4		3.00	0.60	2	1	1	2	2	3	2	2	3		3.60
7	2A+3T		8.25	x 0.84	3	2	1	2	2	2	2	2	2		9.09
8	3Lz+2T+2Lo<	<	9.42	x -1.10	-2	-2	-1	-2	-2	-2	-2	-2	-1		8.32
9	3Lo	x	5.39	0.84	2	1	1	2	2	1	2	2	2		6.23
10	FCCoSp4		3.50	1.00	4	2	1	3	3	4	3	3	2		4.50
11	StSq4		3.90	1.06	3	2	2	3	3	3	2	3	3		4.96
12	CCoSp4		3.50	1.55	5	5	4	4	3	5	5	4	4		5.05
			<b>62.12</b>												<b>66.78</b>
Program Components			Factor												
Composition			2.67	8.00	7.75	7.25	7.50	7.75	8.00	7.75	7.25	7.50	7.64		
Presentation			2.67	7.75	7.25	7.00	7.50	7.50	7.75	7.50	7.25	7.25	7.43		
Skating Skills			2.67	7.75	7.75	7.75	7.75	7.50	8.25	7.25	7.50	7.68			
<b>Judges Total Program Component Score (factored)</b>														<b>60.75</b>	
<b>Deductions:</b>													<b>0.00</b>		
Rank	Name	Nation	Starting Number	Total Segment Score	Total Element Score	Total Program Component Score (factored)						Total Deductions			
6	Rinka WATANABE	JPN	6	124.56	64.78	59.78						0.00			
#	Executed Elements	Info	Base Value	GOE	J1	J2	J3	J4	J5	J6	J7	J8	J9	Ref.	Scores of Panel
1	2A		3.30	0.94	3	2	3	3	3	3	3	2	3		4.24
2	3Lo+3T		9.10	0.07	0	0	1	-1	-1	-1	1	1	1		9.17
3	3F		5.30	1.06	3	2	2	2	2	1	2	2	2		6.36
4	1Lz		0.60	0.00	0	0	0	0	0	-1	0	0	0		0.60
5	FCSp4		3.20	0.55	3	2	1	2	1	2	2	0	2		3.75
6	ChSq1		3.00	0.71	2	1	2	1	1	2	2	0	1		3.71
7	3Lz+2T	x	7.92	0.76	1	1	1	1	2	1	2	2	1		8.68
8	2A+1Eu+3S	x	8.91	0.86	2	2	2	2	2	2	2	2	2		9.77
9	3Lo	x	5.39	0.98	3	2	2	2	2	1	2	2	2		6.37
10	CCoSp4		3.50	0.20	1	0	1	1	0	0	2	1	0		3.70
11	StSq4		3.90	0.84	2	2	3	2	2	2	3	1	2		4.74
12	FSSp4		3.00	0.69	3	3	2	2	2	3	2	0	2		3.69
			<b>57.12</b>												<b>64.78</b>
Program Components			Factor												
Composition			2.67	7.25	7.50	7.75	7.50	7.50	7.25	7.50	7.50	6.75	7.25	7.39	
Presentation			2.67	7.50	7.25	8.00	7.25	7.25	7.50	7.50	7.00	7.25	7.36		
Skating Skills			2.67	7.75	7.50	8.25	7.50	7.50	7.75	7.75	7.00	7.75	7.64		
<b>Judges Total Program Component Score (factored)</b>														<b>59.78</b>	
<b>Deductions:</b>													<b>0.00</b>		

Official Partners:



## JUDGES DETAILS PER SKATER

### WOMEN FREE SKATING

Rank	Name	Nation	Starting Number	Total Segment Score	Total Element Score	Total Program Component Score (factored)						Total Deductions				
7	Lara Naki GUTMANN	ITA	2	115.73	61.22	55.51						-1.00				
#	Executed Elements	Info	Base Value	GOE	J1	J2	J3	J4	J5	J6	J7	J8	J9	Ref.	Scores of Panel	
1	3Lz<	F	4.72	-2.36	-5	-5	-5	-5	-5	-5	-5	-5	-5		2.36	
2	3T+2A+SEQ		7.50	0.60	2	1	1	2	2	1	1	1	2		8.10	
3	3F		5.30	1.06	2	2	2	1	2	3	2	1	3		6.36	
4	CSp4		2.60	0.52	2	1	2	2	2	2	2	2	3		3.12	
5	ChSq1		3.00	0.64	2	2	0	0	1	1	2	2	1		3.64	
6	3Lo		4.90	0.91	2	1	2	2	2	2	1	2	2		5.81	
7	3Lz+2T		7.92	x 0.67	1	1	1	1	1	1	2	1	2		8.59	
8	2A+1Eu+2S		5.61	x 0.05	0	0	0	1	0	1	0	-1	0		5.66	
9	3S		4.73	x 0.18	1	0	1	1	0	2	0	0	0		4.91	
10	StSq4		3.90	0.67	3	2	1	2	2	2	1	1	2		4.57	
11	FCCoSp4		3.50	0.70	2	2	2	2	2	2	2	2	2		4.20	
12	CCoSp4		3.50	0.40	2	2	0	2	1	0	2	1	0		3.90	
			<b>57.18</b>												<b>61.22</b>	
Program Components				Factor												
Composition				2.67	8.00	7.25	6.50	6.50	7.25	7.25	7.25	7.25	6.75	7.00		7.04
Presentation				2.67	7.50	7.00	7.00	7.00	7.00	7.00	6.75	7.00	6.50	6.75		6.93
Skating Skills				2.67	7.00	7.25	6.75	6.75	7.00	7.00	6.75	6.50	6.50		6.82	
<b>Judges Total Program Component Score (factored)</b>															<b>55.51</b>	
<b>Deductions:</b>				Falls	-1.00 (1)										<b>-1.00</b>	

Rank	Name	Nation	Starting Number	Total Segment Score	Total Element Score	Total Program Component Score (factored)						Total Deductions			
8	Starr ANDREWS	USA	7	113.75	55.20	58.55						0.00			
#	Executed Elements	Info	Base Value	GOE	J1	J2	J3	J4	J5	J6	J7	J8	J9	Ref.	Scores of Panel
1	2A		3.30	0.57	2	1	0	2	2	2	2	2	1		3.87
2	3F		5.30	-2.27	-4	-4	-4	-4	-5	-5	-4	-5	-4		3.03
3	3T		4.20	0.78	3	2	1	2	2	2	2	1	2		4.98
4	3Fq+2T+2Loq	q	8.30	-1.74	-4	-3	-3	-2	-3	-4	-3	-4	-3		6.56
5	FCCoSp4		3.50	0.80	3	2	2	2	2	2	3	3	2		4.30
6	3S		4.73	x -0.80	-2	-2	-1	-2	-3	-1	-1	-3	-2		3.93
7	3Loq+2A+SEQ	q	9.02	x -0.63	-1	-1	-1	-1	-2	-2	-2	-1	-1		8.39
8	ChSq1		3.00	0.71	3	2	2	1	0	0	2	1	2		3.71
9	3Loq+2T	q	6.82	x -0.98	-3	-2	-2	-2	-2	-2	-2	-2	-2		5.84
10	StSq3		3.30	0.57	3	2	2	2	2	1	2	1	1		3.87
11	CCoSp3		3.00	0.81	4	3	3	2	2	3	3	2	3		3.81
12	LSp3		2.40	0.51	3	2	3	2	2	2	2	1	2		2.91
			<b>56.87</b>												<b>55.20</b>
Program Components				Factor											
Composition				2.67	7.75	7.50	7.50	7.25	7.25	6.75	7.75	7.00	7.25		7.36
Presentation				2.67	7.75	7.50	7.75	7.25	7.50	7.00	7.50	7.00	7.25		7.39
Skating Skills				2.67	7.50	7.25	7.00	7.00	7.50	6.75	7.50	7.00	7.00		7.18
<b>Judges Total Program Component Score (factored)</b>															<b>58.55</b>
<b>Deductions:</b>															<b>0.00</b>

Official Partners:



## JUDGES DETAILS PER SKATER

### WOMEN FREE SKATING

Rank	Name	Nation	Starting Number	Total Segment Score	Total Element Score	Total Program Component Score (factored)						Total Deductions					
9	Audrey SHIN	USA	9	111.95	54.13	58.82						-1.00					
#	Executed Elements	Info	Base Value	GOE	J1	J2	J3	J4	J5	J6	J7	J8	J9	Ref.	Scores of Panel		
1	3Lz		5.90	0.84	1	1	1	1	2	1	2	2	2		6.74		
2	3Tq+2T	q	5.50	-0.36	-1	-1	-1	-2	0	-1	-1	-1	0		5.14		
3	3F!	!	5.30	0.00	-1	0	0	-1	0	1	0	0	1		5.30		
4	2A		3.30	0.57	2	1	1	2	2	2	2	2	1		3.87		
5	FCSp4		3.20	0.82	4	2	2	2	2	3	3	3	3		4.02		
6	3Lo<	F	3.92	-1.96	-5	-5	-5	-5	-5	-5	-5	-5	-5		1.96		
7	3S+2A+SEQ		8.36	x 0.86	2	2	2	2	2	1	2	3	2		9.22		
8	3Lo<+REP	<	3.02	x -1.12	-3	-3	-2	-2	-3	-3	-3	-3	-3		1.90		
9	ChSq1		3.00	0.93	3	2	2	1	1	2	2	2	2		3.93		
10	CCoSp4		3.50	0.55	2	1	2	1	2	1	2	2	0		4.05		
11	FCCoSp4		3.50	0.45	3	1	2	1	1	0	2	2	0		3.95		
12	StSq3		3.30	0.75	3	2	3	2	2	3	2	1	2		4.05		
			<b>51.80</b>												<b>54.13</b>		
Program Components				Factor													
Composition				2.67	7.75	7.25	7.25	7.25	7.50	7.25	6.75	7.00	7.00			7.21	
Presentation				2.67	8.00	7.50	7.50	7.00	7.50	7.25	7.25	7.25	7.25	7.25			7.36
Skating Skills				2.67	8.00	7.50	7.00	7.25	7.75	7.50	7.50	7.50	7.50	7.25			7.46
<b>Judges Total Program Component Score (factored)</b>															<b>58.82</b>		
<b>Deductions:</b>				Falls	-1.00 (1)											<b>-1.00</b>	

Rank	Name	Nation	Starting Number	Total Segment Score	Total Element Score	Total Program Component Score (factored)						Total Deductions				
10	Sara-Maude DUPUIS	CAN	3	99.78	49.87	50.91						-1.00				
#	Executed Elements	Info	Base Value	GOE	J1	J2	J3	J4	J5	J6	J7	J8	J9	Ref.	Scores of Panel	
1	3Lz+2T+2Lo		8.90	0.42	0	0	1	1	2	0	2	0	1		9.32	
2	2A+2T		4.60	0.28	1	1	0	1	1	1	2	0	1		4.88	
3	3Fq	F	5.30	-2.65	-5	-5	-5	-5	-5	-5	-5	-5	-5		2.65	
4	3Lo+1A+SEQ		6.00	0.07	0	0	0	0	1	0	0	0	1		6.07	
5	FCCoSp3		3.00	0.00	-1	0	-1	0	1	0	2	0	0		3.00	
6	ChSq1		3.00	0.07	0	0	0	1	0	0	2	-1	0		3.07	
7	3T		4.62	x -0.36	-1	-1	0	0	-1	-1	-1	-1	-1		4.26	
8	3Lo<	<	4.31	x -1.07	-2	-3	-3	-2	-3	-3	-4	-3	-2		3.24	
9	3Sq	q	4.73	x -0.80	-2	-2	-1	-2	-2	-2	-2	-2	-1		3.93	
10	FSSp3		2.60	0.26	1	1	1	1	1	1	1	-1	1		2.86	
11	StSq2		2.60	0.19	0	0	2	2	1	1	1	0	0		2.79	
12	CCoSp4		3.50	0.30	1	1	1	2	0	0	2	0	1		3.80	
			<b>53.16</b>												<b>49.87</b>	
Program Components				Factor												
Composition				2.67	6.00	6.50	6.25	6.25	6.50	6.25	6.75	6.50	6.50			6.39
Presentation				2.67	6.00	6.25	6.25	6.25	6.50	6.25	7.00	6.25	6.25			6.29
Skating Skills				2.67	6.50	6.25	6.50	6.50	6.50	6.25	6.50	6.25	6.25			6.39
<b>Judges Total Program Component Score (factored)</b>															<b>50.91</b>	
<b>Deductions:</b>				Falls	-1.00 (1)											<b>-1.00</b>

Official Partners:



## JUDGES DETAILS PER SKATER

### WOMEN FREE SKATING

Rank	Name	Nation	Starting Number	Total Segment Score	Total Element Score	Total Program Component Score (factored)							Total Deductions			
11	Kaiya RUITER	CAN	4	99.62	48.70	54.92							-4.00			
#	Executed Elements	Info	Base Value	GOE	J1	J2	J3	J4	J5	J6	J7	J8	J9	Ref.	Scores of Panel	
1	3Lz+3T<	F	9.26	-2.95	-5	-5	-5	-5	-5	-5	-5	-5	-4		6.31	
2	3Lo		4.90	0.91	2	2	1	2	2	1	2	2	2		5.81	
3	3Fq+1Eu+3S<	<	9.24	-2.20	-5	-4	-4	-3	-1	-5	-5	-4	-4		7.04	
4	2A		3.30	0.42	1	1	1	2	2	1	1	1	2		3.72	
5	FCCoSp4		3.50	0.60	1	2	1	2	2	1	2	2	2		4.10	
6	3Lz!<+2T	<	6.02	-1.35	-4	-3	-2	-3	-1	-3	-4	-3	-2		4.67	
7	3Fq	F	5.83	x -2.65	-5	-5	-5	-5	-5	-5	-5	-5	-5		3.18	
8	FSSp2		2.30	0.43	3	2	1	2	1	2	2	2	2		2.73	
9	ChSq1		3.00	0.79	2	2	2	1	1	1	2	1	2		3.79	
10	StSq4		3.90	0.56	1	2	1	2	1	2	1	1	2		4.46	
11	1A<<	F	0.00	x 0.00	-	-	-	-	-	-	-	-	-		0.00	
12	CCoSp2		2.50	0.39	3	2	1	2	1	1	2	1	2		2.89	
			<b>53.75</b>												<b>48.70</b>	
Program Components				Factor												
Composition				2.67	6.25	7.50	7.25	7.00	7.00	6.25	7.25	6.75	7.00	6.93		
Presentation				2.67	6.25	7.00	6.50	7.25	6.75	6.50	6.75	6.75	6.25	6.75	6.64	
Skating Skills				2.67	6.75	7.25	7.50	7.25	7.00	7.25	6.50	6.50	7.00	7.00		
<b>Judges Total Program Component Score (factored)</b>															<b>54.92</b>	
<b>Deductions:</b>				Falls	-4.00 (3)											<b>-4.00</b>

Rank	Name	Nation	Starting Number	Total Segment Score	Total Element Score	Total Program Component Score (factored)							Total Deductions			
12	Mae Berenice MEITE	FRA	1	79.48	36.57	42.91							0.00			
#	Executed Elements	Info	Base Value	GOE	J1	J2	J3	J4	J5	J6	J7	J8	J9	Ref.	Scores of Panel	
1	2A+2A+SEQ		6.60	0.28	1	1	0	1	1	1	2	0	1		6.88	
2	3Lz<+2Tq	<	6.02	-2.16	-5	-4	-4	-4	-5	-5	-5	-4	-5		3.86	
3	1Lo		0.50	-0.01	0	0	0	0	0	-1	0	-1	-1		0.49	
4	3Loq+2T	q	6.20	-1.12	-3	-2	-3	-2	-2	-3	-2	-2	-2		5.08	
5	StSq2		2.60	-0.11	-2	1	0	0	0	-1	-1	0	-1		2.49	
6	FCSp3		2.80	-0.48	-3	-2	-1	-2	-3	-2	-1	0	-1		2.32	
7	3Lz<	<	5.19	x -2.29	-5	-5	-5	-4	-5	-5	-5	-4	-5		2.90	
8	2Lz	x	2.31	-0.48	-3	-2	-1	-2	-2	-3	-1	-3	-3		1.83	
9	ChSq1		3.00	-0.50	-2	1	0	0	-2	-1	-2	0	-2		2.50	
10	2F	x	1.98	0.03	0	0	0	1	0	0	1	0	0		2.01	
11	FCCoSp4		3.50	0.10	1	1	0	0	-2	-1	1	1	0		3.60	
12	LSp3		2.40	0.21	1	1	1	1	0	0	2	1	1		2.61	
			<b>43.10</b>												<b>36.57</b>	
Program Components				Factor												
Composition				2.67	3.75	5.75	5.25	5.25	5.75	5.00	5.00	6.25	5.25	5.32		
Presentation				2.67	4.50	5.75	5.00	5.00	5.75	5.25	5.25	5.75	4.75	5.25	5.25	
Skating Skills				2.67	5.00	5.50	4.75	5.25	5.50	6.00	5.50	6.00	5.75	5.50	5.50	
<b>Judges Total Program Component Score (factored)</b>															<b>42.91</b>	
<b>Deductions:</b>															<b>0.00</b>	

Legend:							
#	Sequence number	GOE	Grade of Execution	Jx	Judges (x=1-9)	Ref.	Referee
<	Under-rotated jump	<<	Downgraded jump	x	Credit for highlight distribution, base value multiplied by 1.1		
!	Not clear edge	REP	Jump repetition	F	Fall	q	Jump landed on the quarter

#### Official Partners:



## ICE DANCE

<b>Doug Mitchell Thunderbird Sports Centre</b>	27 OCT 2023	15:50	Rhythm Dance
	28 OCT 2023	15:25	Free Dance

Size of Skating Arena:	30m*60m
Ice Conditions:	very good
Number of Entries:	10
Number of Participants:	10

Entry Withdrawn:

<b>Rhythm Dance</b>			
Duration:	2:50 +/- 10 seconds		
Segment Factor:	1.00		
<b>Program Component Factors:</b>	Composition		1.33
	Presentation		1.33
	Skating Skills		1.33

<b>Free Dance</b>			
Duration:	4:00 +/- 10 seconds		
Segment Factor:	1.00		
<b>Program Component Factors:</b>	Composition		2.00
	Presentation		2.00
	Skating Skills		2.00

### Official Partners:





## PANEL OF JUDGES

### ICE DANCE

#### Officials

Technical Controller	Ms. Leanna CARON	ISU
Technical Specialist	Ms. Kristin FRASER-LUKANIN	ISU
Technical Specialist	Mr. Andrzej DOSTATNI	ISU

#### Judges

Referee	Mr. Shawn RETTSTATT	ISU
Judge No. 1	Ms. Iryna MEDVEDIEVA	UKR
Judge No. 2	Mr. Christopher BUCHANAN	GBR
Judge No. 3	Ms. Anna KANTOR	ISR
Judge No. 4	Ms. Vera TAUCHMANOVA	CZE
Judge No. 5	Ms. Laimute KRAUZIENE	LTU
Judge No. 6	Mr. Feng HUANG	CHN
Judge No. 7	Ms. Kerstin KIMMINUS	GER
Judge No. 8	Ms. Erica TOPOLSKI	CAN
Judge No. 9	Ms. Kathaleen CUTONE	USA

#### Data/Replay Operator

Data Operator	Ms. Marit SILVIUS	ISU
Replay Operator	Mr. Christopher Richard STOKES	ISU

#### Official Partners:



## RESULTS

### ICE DANCE

Pl.	Name	Nation	Total Score	RD	FD
1	Piper GILLES / Paul POIRIER	CAN	219.01	1	1
2	Lilah FEAR / Lewis GIBSON	GBR	209.55	2	2
3	Allison REED / Saulius AMBRULEVICIUS	LTU	192.01	3	3
4	Oona BROWN / Gage BROWN	USA	187.62	4	4
5	Emilea ZINGAS / Vadym KOLESNIK	USA	184.96	5	5
6	Eva PATE / Logan BYE	USA	181.46	6	6
7	Alicia FABBRI / Paul AYER	CAN	173.34	7	8
8	Jennifer JANSE van RENSBURG / Benjamin STEFFAN	GER	172.52	8	7
9	Molly LANAGHAN / Dmitre RAZGULAJEVS	CAN	168.79	9	9
10	Shiyue WANG / Xinyu LIU	CHN	160.61	10	10

**Mr. Shawn RETTSTATT, ISU**  
Referee

**Ms. Leanna CARON, ISU**  
Technical Controller

**Legend:**

**RD** Rhythm Dance                      **FD** Free Dance                      **Pl.** Place

Official Partners:



## RESULTS

### ICE DANCE RHYTHM DANCE

Pl.	Name	Nation	Total Segment Score
1	Piper GILLES / Paul POIRIER	CAN	87.55
2	Lilah FEAR / Lewis GIBSON	GBR	83.51
3	Allison REED / Saulius AMBRULEVICIUS	LTU	75.60
4	Oona BROWN / Gage BROWN	USA	73.91
5	Emilea ZINGAS / Vadym KOLESNIK	USA	72.25
6	Eva PATE / Logan BYE	USA	72.12
7	Alicia FABBRI / Paul AYER	CAN	68.31
8	Jennifer JANSE van RENSBURG / Benjamin STEFFAN	GER	66.14
9	Molly LANAGHAN / Dmitre RAZGULAJEVS	CAN	65.97
10	Shiyue WANG / Xinyu LIU	CHN	64.66



**Mr. Shawn RETTSTATT, ISU**  
Referee



**Ms. Leanna CARON, ISU**  
Technical Controller

#### Official Partners:



## JUDGES DETAILS PER SKATER

### ICE DANCE RHYTHM DANCE

Rank	Name	Nation	Starting Number	Total Segment Score	Total Element Score	Total Program Component Score (factored)						Total Deductions				
1	Piper GILLES / Paul POIRIER	CAN	9	87.55	50.31	37.24						0.00				
#	Executed Elements	Info	Base Value	GOE	J1	J2	J3	J4	J5	J6	J7	J8	J9	Ref.	Scores of Panel	
1	PSt4		9.45	3.99	3	4	4	4	3	4	4	3	3		13.44	
2	MiStW3+MiStM4		8.58	3.88	3	4	4	4	4	5	4	3	3		12.46	
3	SqTwW4+SqTwM4		7.34	2.63	3	4	3	3	3	3	4	4	2		9.97	
4	ChRS1		2.00	5.14	2	4	4	4	3	3	4	4	2		7.14	
5	RoLi4		5.45	1.85	3	4	4	3	4	5	5	4	3		7.30	
			<b>32.82</b>												<b>50.31</b>	
Program Components			Factor													
Composition			1.33	9.75	9.25	9.75	9.25	9.50	9.75	9.50	9.25	9.25	8.75			9.46
Presentation			1.33	9.50	9.50	9.50	9.00	9.50	9.25	9.25	9.25	9.00	9.00			9.29
Skating Skills			1.33	9.50	9.00	9.50	9.00	9.25	9.50	9.25	9.25	9.25	8.75			9.25
<b>Judges Total Program Component Score (factored)</b>														<b>37.24</b>		
<b>Deductions:</b>															<b>0.00</b>	

Rank	Name	Nation	Starting Number	Total Segment Score	Total Element Score	Total Program Component Score (factored)						Total Deductions			
2	Lilah FEAR / Lewis GIBSON	GBR	10	83.51	47.08	36.43						0.00			
#	Executed Elements	Info	Base Value	GOE	J1	J2	J3	J4	J5	J6	J7	J8	J9	Ref.	Scores of Panel
1	SqTwW4+SqTwM4		7.34	2.63	3	4	4	3	4	3	3	3	3		9.97
2	MiStW2+MiStM2		7.46	3.73	3	4	4	4	3	4	4	3	3		11.19
3	PSt1		7.45	3.67	3	4	4	3	3	4	3	3	3		11.12
4	ChRS1		2.00	5.36	2	4	4	4	4	4	3	3	3		7.36
5	RoLi4		5.45	1.99	4	5	4	4	4	5	4	4	3		7.44
			<b>29.70</b>												<b>47.08</b>
Program Components			Factor												
Composition			1.33	9.50	9.50	9.25	9.25	9.25	9.50	9.00	9.00	9.00			9.25
Presentation			1.33	9.25	9.50	9.25	9.25	9.25	9.25	8.75	9.00	8.75			9.14
Skating Skills			1.33	9.25	9.25	9.00	9.00	9.00	9.25	8.75	8.75	8.50			9.00
<b>Judges Total Program Component Score (factored)</b>														<b>36.43</b>	
<b>Deductions:</b>															<b>0.00</b>

Rank	Name	Nation	Starting Number	Total Segment Score	Total Element Score	Total Program Component Score (factored)						Total Deductions				
3	Allison REED / Saulius AMBRULEVICIUS	LTU	8	75.60	41.83	33.77						0.00				
#	Executed Elements	Info	Base Value	GOE	J1	J2	J3	J4	J5	J6	J7	J8	J9	Ref.	Scores of Panel	
1	SqTwW4+SqTwM4		7.34	1.71	2	4	2	2	4	1	2	1	2		9.05	
2	MiStW1+MiStM1		6.96	2.84	2	3	3	3	3	3	3	2	2		9.80	
3	PSt2		7.95	3.03	2	3	3	3	3	3	2	3	1		10.98	
4	RoLi3		4.70	1.44	3	4	3	3	3	3	3	3	3		6.14	
5	ChRS1		2.00	3.86	2	4	2	2	4	3	3	2	2		5.86	
			<b>28.95</b>												<b>41.83</b>	
Program Components			Factor													
Composition			1.33	8.75	8.75	8.25	8.25	9.00	8.50	8.50	8.50	8.50	8.25			8.50
Presentation			1.33	8.75	9.00	8.50	8.00	8.75	8.50	8.25	8.25	8.25	8.25			8.46
Skating Skills			1.33	8.50	8.75	8.50	8.25	8.75	8.25	8.25	8.50	8.00			8.43	
<b>Judges Total Program Component Score (factored)</b>														<b>33.77</b>		
<b>Deductions:</b>															<b>0.00</b>	

Official Partners:



## JUDGES DETAILS PER SKATER

### ICE DANCE RHYTHM DANCE

Rank	Name	Nation	Starting Number	Total Segment Score	Total Element Score	Total Program Component Score (factored)						Total Deductions			
4	Oona BROWN / Gage BROWN	USA	7	73.91	42.74	32.17						-1.00			
#	Executed Elements	Info	Base Value	GOE	J1	J2	J3	J4	J5	J6	J7	J8	J9	Ref.	Scores of Panel
1	ChRS1		2.00	3.43	2	3	2	2	2	3	2	2	3		5.43
2	SqTwW4+SqTwM4		7.34	2.06	2	3	3	2	2	3	3	2	3		9.40
3	PSt2		7.95	2.87	2	3	3	2	2	3	2	3	3		10.82
4	MiStW2+MiStM3		7.83	2.23	2	3	3	2	2	2	2	2	2		10.06
5	RoLi4	>	5.45	1.58	3	4	3	3	3	4	4	3	3		7.03
			<b>30.57</b>												<b>42.74</b>
Program Components			Factor												
Composition			1.33	8.25	8.25	8.00	7.75	7.75	8.00	7.75	7.75	8.00	7.75	8.00	7.93
Presentation			1.33	8.00	8.50	8.25	7.75	8.00	8.25	8.25	8.25	7.50	8.25	8.11	
Skating Skills			1.33	8.00	8.25	8.25	8.00	8.00	8.50	8.00	8.00	8.00	8.50	8.14	
<b>Judges Total Program Component Score (factored)</b>														<b>32.17</b>	
<b>Deductions:</b>			Extended lifts -1.00											<b>-1.00</b>	

Rank	Name	Nation	Starting Number	Total Segment Score	Total Element Score	Total Program Component Score (factored)						Total Deductions			
5	Emilea ZINGAS / Vadym KOLESNIK	USA	2	72.25	40.47	31.78						0.00			
#	Executed Elements	Info	Base Value	GOE	J1	J2	J3	J4	J5	J6	J7	J8	J9	Ref.	Scores of Panel
1	MiStW3+MiStM3		8.20	2.84	2	3	3	3	3	3	2	2	3		11.04
2	StaLi4		5.45	1.30	2	3	3	3	3	2	2	3	3		6.75
3	PSt3		8.70	2.24	2	3	2	2	2	2	2	2	2		10.94
4	SqTwW2+SqTwM3		6.22	-0.34	1	-1	0	-1	0	-2	-1	-1	1		5.88
5	ChRS1		2.00	3.86	2	3	2	2	2	3	3	3	3		5.86
			<b>30.57</b>												<b>40.47</b>
Program Components			Factor												
Composition			1.33	8.50	8.25	8.00	8.00	8.00	8.00	8.00	7.50	8.75	8.50	8.18	
Presentation			1.33	8.25	7.75	8.25	7.75	7.75	7.75	7.75	7.75	8.50	8.25	7.96	
Skating Skills			1.33	8.25	7.50	8.00	7.75	7.50	7.50	7.50	7.50	8.00	8.00	7.75	
<b>Judges Total Program Component Score (factored)</b>														<b>31.78</b>	
<b>Deductions:</b>														<b>0.00</b>	

Rank	Name	Nation	Starting Number	Total Segment Score	Total Element Score	Total Program Component Score (factored)						Total Deductions			
6	Eva PATE / Logan BYE	USA	6	72.12	41.24	30.88						0.00			
#	Executed Elements	Info	Base Value	GOE	J1	J2	J3	J4	J5	J6	J7	J8	J9	Ref.	Scores of Panel
1	MiStW2+MiStM2		7.46	2.38	2	2	2	3	1	2	3	2	3		9.84
2	SqTwW4+SqTwM4		7.34	1.60	1	3	2	2	2	3	2	2	1		8.94
3	PSt3		8.70	2.08	1	2	2	2	1	2	2	2	2		10.78
4	ChRS1		2.00	3.00	1	3	1	2	1	2	2	3	3		5.00
5	RoLi4		5.45	1.23	2	3	2	3	1	2	3	3	3		6.68
			<b>30.95</b>												<b>41.24</b>
Program Components			Factor												
Composition			1.33	7.75	7.50	7.75	8.00	7.50	7.25	8.25	8.25	8.25	8.25	7.86	
Presentation			1.33	7.75	7.50	7.50	8.00	7.25	7.75	8.00	8.00	8.25	8.25	7.79	
Skating Skills			1.33	7.50	7.25	7.50	8.00	7.25	7.50	7.75	7.75	7.75	7.75	7.57	
<b>Judges Total Program Component Score (factored)</b>														<b>30.88</b>	
<b>Deductions:</b>														<b>0.00</b>	

Official Partners:



## JUDGES DETAILS PER SKATER

### ICE DANCE RHYTHM DANCE

Rank	Name	Nation	Starting Number	Total Segment Score	Total Element Score	Total Program Component Score (factored)						Total Deductions				
7	Alicia FABBRI / Paul AYER	CAN	3	68.31	38.90	29.41						0.00				
#	Executed Elements	Info	Base Value	GOE	J1	J2	J3	J4	J5	J6	J7	J8	J9	Ref.	Scores of Panel	
1	PSt2		7.95	2.24	2	2	2	2	2	2	2	2	2		10.19	
2	SqTwW4+SqTwM4		7.34	1.83	3	2	2	2	2	2	3	3	2		9.17	
3	CuLi4		5.45	0.96	2	2	3	2	2	2	2	2	2		6.41	
4	MiStW2+MiStM1		7.21	1.78	1	2	2	2	1	2	2	2	1		8.99	
5	ChRS1		2.00	2.14	1	2	2	1	1	1	2	2	1		4.14	
			<b>29.95</b>												<b>38.90</b>	
Program Components				Factor												
Composition				1.33	7.25	6.75	7.50	7.00	7.00	7.50	8.00	7.25	7.50			7.29
Presentation				1.33	7.50	7.25	7.75	7.25	7.25	7.00	7.75	7.25	7.75			7.43
Skating Skills				1.33	7.50	7.25	7.50	7.25	7.25	7.50	7.75	7.00	7.50			7.39
<b>Judges Total Program Component Score (factored)</b>														<b>29.41</b>		
<b>Deductions:</b>															<b>0.00</b>	

Rank	Name	Nation	Starting Number	Total Segment Score	Total Element Score	Total Program Component Score (factored)						Total Deductions					
8	Jennifer JANSE van RENSBURG / Benjamin STEFFAN	GER	5	66.14	36.06	30.08						0.00					
#	Executed Elements	Info	Base Value	GOE	J1	J2	J3	J4	J5	J6	J7	J8	J9	Ref.	Scores of Panel		
1	ChRS1		2.00	3.00	2	3	2	2	2	3	2	1	1		5.00		
2	SqTwW3+SqTwM4		6.97	0.57	2	0	1	1	1	1	1	0	0		7.54		
3	PSt2		7.95	0.32	1	1	1	0	0	0	0	0	-1		8.27		
4	MiStW1+MiStM2		7.21	1.49	1	2	1	1	2	2	2	1	1		8.70		
5	RoLi4		5.45	1.10	2	4	2	3	2	2	3	2	2		6.55		
			<b>29.58</b>												<b>36.06</b>		
Program Components				Factor													
Composition				1.33	8.25	7.50	7.75	7.50	7.75	7.50	7.75	7.50	7.50	7.50			7.61
Presentation				1.33	8.25	7.00	7.75	7.50	7.50	7.25	7.50	7.50	7.50			7.50	
Skating Skills				1.33	8.00	7.00	7.50	7.50	7.50	7.75	7.75	7.25	7.25			7.50	
<b>Judges Total Program Component Score (factored)</b>														<b>30.08</b>			
<b>Deductions:</b>															<b>0.00</b>		

Rank	Name	Nation	Starting Number	Total Segment Score	Total Element Score	Total Program Component Score (factored)						Total Deductions				
9	Molly LANAGHAN / Dmitre RAZGULAJEVs	CAN	1	65.97	37.56	28.41						0.00				
#	Executed Elements	Info	Base Value	GOE	J1	J2	J3	J4	J5	J6	J7	J8	J9	Ref.	Scores of Panel	
1	SqTwW4+SqTwM4		7.34	1.49	2	3	2	1	2	2	1	2	2		8.83	
2	ChRS1		2.00	1.71	1	2	1	1	1	1	2	1	1		3.71	
3	PSt2		7.95	1.12	1	2	1	0	1	1	1	1	1		9.07	
4	CuLi4		5.45	0.89	2	2	2	1	2	2	2	2	1		6.34	
5	MiStW3+MiStM2		7.83	1.78	1	3	2	1	1	2	2	2	2		9.61	
			<b>30.57</b>												<b>37.56</b>	
Program Components				Factor												
Composition				1.33	7.50	7.25	7.25	7.25	7.25	6.00	7.50	7.25	7.00			7.25
Presentation				1.33	7.25	7.25	7.25	7.00	7.00	6.50	7.50	7.25	7.25			7.18
Skating Skills				1.33	7.25	6.75	7.00	7.00	7.25	6.75	7.00	6.75	6.75			6.93
<b>Judges Total Program Component Score (factored)</b>														<b>28.41</b>		
<b>Deductions:</b>															<b>0.00</b>	

Official Partners:





## JUDGES DETAILS PER SKATER

### ICE DANCE RHYTHM DANCE

Rank	Name	Nation	Starting Number	Total Segment Score	Total Element Score	Total Program Component Score (factored)						Total Deductions			
10	Shiyue WANG / Xinyu LIU	CHN	4	64.66	35.74	28.92						0.00			
#	Executed Elements	Info	Base Value	GOE	J1	J2	J3	J4	J5	J6	J7	J8	J9	Ref.	Scores of Panel
1	SqTwW4+SqTwM4		7.34	1.49	2	2	1	1	2	3	2	2	2		8.83
2	MiStW2+MiStM2		7.46	1.34	1	2	1	1	1	2	2	1	1		8.80
3	PSt2		7.95	1.28	1	3	1	1	1	2	1	1	1		9.23
4	ChRS1		2.00	0.26	-1	3	1	0	-1	1	-1	0	-1		2.26
5	RoLi4		5.45	1.17	1	3	2	2	2	3	3	3	2		6.62
			<b>30.20</b>												<b>35.74</b>
Program Components				Factor											
Composition				1.33	7.25	7.75	7.25	6.75	7.50	7.50	7.50	7.00	7.25		7.32
Presentation				1.33	7.25	7.75	7.00	6.75	7.25	7.75	7.00	7.00	7.25		7.21
Skating Skills				1.33	7.00	7.50	7.00	6.75	7.50	7.75	7.00	7.50	7.00		7.21
<b>Judges Total Program Component Score (factored)</b>															<b>28.92</b>
<b>Deductions:</b>														<b>0.00</b>	

Legend:								
#	Sequence number	GOE	Grade of Execution	Jx	Judges (x=1-9)	Ref.	Referee	
>	Extended Dance Lift							

#### Official Partners:



Event Technology



## RESULTS

### ICE DANCE FREE DANCE

Pl.	Name	Nation	Total Segment Score
1	Piper GILLES / Paul POIRIER	CAN	131.46
2	Lilah FEAR / Lewis GIBSON	GBR	126.04
3	Allison REED / Saulius AMBRULEVICIUS	LTU	116.41
4	Oona BROWN / Gage BROWN	USA	113.71
5	Emilea ZINGAS / Vadym KOLESNIK	USA	112.71
6	Eva PATE / Logan BYE	USA	109.34
7	Jennifer JANSE van RENSBURG / Benjamin STEFFAN	GER	106.38
8	Alicia FABBRI / Paul AYER	CAN	105.03
9	Molly LANAGHAN / Dmitre RAZGULAJEVs	CAN	102.82
10	Shiyue WANG / Xinyu LIU	CHN	95.95



**Mr. Shawn RETTSTATT, ISU**  
Referee



**Ms. Leanna CARON, ISU**  
Technical Controller

#### Official Partners:



## JUDGES DETAILS PER SKATER

### ICE DANCE FREE DANCE

Rank	Name	Nation	Starting Number	Total Segment Score	Total Element Score	Total Program Component Score (factored)	Total Deductions									
1	Piper GILLES / Paul POIRIER	CAN	10	131.46	74.60	56.86	0.00									
#	Executed Elements	Info	Base Value	GOE	J1	J2	J3	J4	J5	J6	J7	J8	J9	Ref.	Scores of Panel	
1	OFTW3+OFTM3		6.10	2.80	4	3	4	4	4	4	4	4	3		8.90	
2	SILi4+RoLi4		10.90	3.98	4	4	5	4	4	4	5	4	4		14.88	
3	ChSt1		1.10	3.44	4	4	5	5	4	4	4	4	3		4.54	
4	SyTwW4+SyTwM4		6.84	3.01	4	5	4	4	5	4	4	4	3		9.85	
5	DSP4		6.00	1.93	4	4	5	4	3	2	3	3	3		7.93	
6	DiStW2+DiStM3		7.83	3.73	4	4	4	4	3	3	4	3	3		11.56	
7	CuLi4		5.45	2.06	4	4	5	4	4	4	5	5	3		7.51	
8	ChLi1		1.10	3.32	4	4	5	4	4	4	4	4	4		4.42	
9	ChHy1		1.10	3.91	5	4	5	5	5	5	5	4	4		5.01	
			<b>46.42</b>												<b>74.60</b>	
Program Components			Factor													
Composition			2.00	9.75	9.25	9.75	9.50	9.50	9.50	9.50	9.50	9.50	9.50	9.25		9.50
Presentation			2.00	9.75	9.25	9.75	9.50	9.50	9.25	9.50	9.50	9.50	9.50	9.50		9.50
Skating Skills			2.00	9.50	9.00	9.50	9.50	9.25	9.50	9.50	9.50	9.50	9.25			9.43
<b>Judges Total Program Component Score (factored)</b>															<b>56.86</b>	
<b>Deductions:</b>																<b>0.00</b>

Rank	Name	Nation	Starting Number	Total Segment Score	Total Element Score	Total Program Component Score (factored)	Total Deductions									
2	Lilah FEAR / Lewis GIBSON	GBR	9	126.04	70.98	55.06	0.00									
#	Executed Elements	Info	Base Value	GOE	J1	J2	J3	J4	J5	J6	J7	J8	J9	Ref.	Scores of Panel	
1	OFTW3+OFTM3		6.10	2.69	4	4	4	4	3	4	3	3	4		8.79	
2	SyTwW4+SyTwM4		6.84	1.97	3	3	2	3	1	3	3	3	2		8.81	
3	DiStW3+DiStM2		7.83	3.59	4	4	4	4	3	3	3	3	3		11.42	
4	ChAJ1		1.10	3.08	4	4	4	4	4	4	3	3	3		4.18	
5	DSP2		4.50	2.25	4	4	4	4	4	4	4	4	3		6.75	
6	CuLi4+RoLi4		10.90	3.70	4	5	5	3	4	4	4	3	2		14.60	
7	ChSt1		1.10	3.44	4	5	4	4	4	5	4	3	4		4.54	
8	ChSI1		1.10	3.56	4	5	5	4	4	5	4	4	4		4.66	
9	StaLi4		5.45	1.78	4	5	5	4	3	4	3	3	3		7.23	
			<b>44.92</b>												<b>70.98</b>	
Program Components			Factor													
Composition			2.00	9.50	9.50	9.25	9.00	9.25	9.25	9.00	9.00	9.00	9.25			9.21
Presentation			2.00	9.50	9.50	9.25	9.00	9.25	9.00	9.25	9.00	9.25	9.25	9.25		9.25
Skating Skills			2.00	9.25	9.25	9.00	9.25	9.00	9.25	8.75	8.75	8.75	9.00			9.07
<b>Judges Total Program Component Score (factored)</b>															<b>55.06</b>	
<b>Deductions:</b>																<b>0.00</b>

Official Partners:



Event Technology



## JUDGES DETAILS PER SKATER

### ICE DANCE FREE DANCE

Rank	Name	Nation	Starting Number	Total Segment Score	Total Element Score	Total Program Component Score (factored)	Total Deductions								
3	Allison REED / Saulius AMBRULEVICIUS	LTU	8	116.41	64.33	52.08	0.00								
#	Executed Elements	Info	Base Value	GOE	J1	J2	J3	J4	J5	J6	J7	J8	J9	Ref.	Scores of Panel
1	StaLi4+RoLi4		10.90	3.43	4	4	3	3	4	4	3	4	3		14.33
2	SyTwW4+SyTwM4		6.84	2.28	4	4	3	3	3	3	3	3	3		9.12
3	OFTW2+OFTM2		5.34	2.28	4	3	3	3	3	4	3	3	3		7.62
4	CuLi4		5.45	1.23	4	3	3	2	3	3	2	2	2		6.68
5	DiStW2+DiStM2		7.46	3.14	3	3	3	3	3	3	3	3	2		10.60
6	ChSp1		1.10	2.96	4	4	3	3	3	4	4	3	4		4.06
7	DSp4		6.00	1.45	3	3	3	2	3	2	2	3	2		7.45
8	ChTw1		1.10	2.49	4	3	3	3	3	3	3	3	3		3.59
9	ChSt1	!	1.10	-0.22	2	-1	-1	-1	-1	-1	-1	-1	-1		0.88
			<b>45.29</b>												<b>64.33</b>
Program Components				Factor											
Composition				2.00	9.00	8.75	9.00	8.25	9.00	9.25	8.50	8.75	8.50		8.79
Presentation				2.00	8.75	9.00	8.75	8.25	8.75	8.75	8.50	8.75	8.25		8.68
Skating Skills				2.00	8.50	8.75	8.75	8.25	8.75	8.50	8.75	8.50	8.25		8.57
<b>Judges Total Program Component Score (factored)</b>														<b>52.08</b>	
<b>Deductions:</b>														<b>0.00</b>	

Rank	Name	Nation	Starting Number	Total Segment Score	Total Element Score	Total Program Component Score (factored)	Total Deductions								
4	Oona BROWN / Gage BROWN	USA	7	113.71	64.43	49.28	0.00								
#	Executed Elements	Info	Base Value	GOE	J1	J2	J3	J4	J5	J6	J7	J8	J9	Ref.	Scores of Panel
1	OFTW2+OFTM3		5.72	1.97	3	4	3	2	2	3	2	3	3		7.69
2	SILi4		5.45	1.30	4	3	3	1	2	3	2	3	3		6.75
3	DSp3		5.25	1.37	3	3	3	2	2	2	2	2	3		6.62
4	SyTwW4+SyTwM4		6.84	2.28	4	4	3	3	2	3	3	3	3		9.12
5	CuLi4		5.45	1.37	3	3	3	3	2	3	2	3	3		6.82
6	DiStW2+DiStM2		7.46	3.14	3	3	3	3	3	3	2	3	3		10.60
7	ChAJ1		1.10	2.49	3	3	3	3	2	4	3	3	3		3.59
8	RoLi4		5.45	1.44	4	3	3	3	3	3	3	3	3		6.89
9	ChSt1		1.10	2.13	3	3	3	3	2	2	2	2	3		3.23
10	ChSl1		1.10	2.02	4	3	2	2	3	2	2	2	3		3.12
			<b>44.92</b>												<b>64.43</b>
Program Components				Factor											
Composition				2.00	8.75	8.00	8.25	8.00	8.00	7.75	8.25	8.50	8.50		8.21
Presentation				2.00	8.50	7.75	8.25	8.00	8.00	8.00	8.00	8.25	8.25		8.11
Skating Skills				2.00	8.50	8.00	8.50	8.00	8.25	8.50	8.00	8.50	8.75		8.32
<b>Judges Total Program Component Score (factored)</b>														<b>49.28</b>	
<b>Deductions:</b>														<b>0.00</b>	

Official Partners:



## JUDGES DETAILS PER SKATER

### ICE DANCE FREE DANCE

Rank	Name	Nation	Starting Number	Total Segment Score	Total Element Score	Total Program Component Score (factored)	Total Deductions								
5	Emilea ZINGAS / Vadym KOLESNIK	USA	6	112.71	63.49	49.22	0.00								
#	Executed Elements	Info	Base Value	GOE	J1	J2	J3	J4	J5	J6	J7	J8	J9	Ref.	Scores of Panel
1	StaLi4		5.45	1.51	3	3	3	3	2	4	3	3	4		6.96
2	ChSt1	!	1.10	-0.22	0	-1	-1	-1	-1	-1	-1	-1	-1		0.88
3	SyTwW4+SyTwM4		6.84	1.87	2	3	3	3	2	3	1	2	3		8.71
4	ChSp1		1.10	1.90	2	3	3	2	2	2	2	2	3		3.00
5	OFTW3+OFTM3		6.10	1.56	3	3	3	2	2	1	2	1	2		7.66
6	CuLi4		5.45	1.23	3	3	3	3	2	2	2	2	3		6.68
7	DSP4		6.00	2.01	3	4	4	4	3	3	4	3	4		8.01
8	ChSl1		1.10	2.37	3	3	3	3	1	3	2	3	3		3.47
9	SeStW3+SeStM3		8.20	2.69	3	3	3	3	2	2	2	2	3		10.89
10	RoLi4		5.45	1.78	3	4	4	4	2	4	3	4	4		7.23
			<b>46.79</b>												<b>63.49</b>
Program Components				Factor											
Composition				2.00	8.50	8.00	8.50	8.00	8.00	8.25	8.50	8.25	9.00		8.29
Presentation				2.00	8.50	8.25	8.50	8.25	8.00	7.75	8.25	8.00	8.75		8.25
Skating Skills				2.00	8.25	7.50	8.25	8.00	7.75	8.00	8.25	8.00	8.50		8.07
<b>Judges Total Program Component Score (factored)</b>														<b>49.22</b>	
<b>Deductions:</b>														<b>0.00</b>	

Rank	Name	Nation	Starting Number	Total Segment Score	Total Element Score	Total Program Component Score (factored)	Total Deductions								
6	Eva PATE / Logan BYE	USA	5	109.34	63.40	46.94	-1.00								
#	Executed Elements	Info	Base Value	GOE	J1	J2	J3	J4	J5	J6	J7	J8	J9	Ref.	Scores of Panel
1	ChSl1		1.10	2.02	2	3	3	3	1	4	1	2	3		3.12
2	DSP4		6.00	1.53	2	3	3	3	2	3	2	3	3		7.53
3	SyTwW4+SyTwM4		6.84	1.97	3	3	3	2	3	3	2	2	3		8.81
4	CuLi4+CuLi4		10.90	2.74	3	4	3	3	2	2	3	3	3		13.64
5	OFTW3+OFTM3		6.10	1.87	2	3	3	3	2	2	2	3	3		7.97
6	SeStW2+SeStM1		7.21	2.23	2	3	2	2	2	2	2	2	3		9.44
7	ChAJ1		1.10	1.78	2	3	2	2	2	2	2	2	3		2.88
8	ChSt1		1.10	2.02	2	4	3	2	2	3	2	2	3		3.12
9	RoLi4	>	5.45	1.44	3	3	3	3	2	3	3	3	3		6.89
			<b>45.80</b>												<b>63.40</b>
Program Components				Factor											
Composition				2.00	8.50	7.75	7.50	7.75	7.50	8.25	8.25	7.75	8.25		7.93
Presentation				2.00	8.25	7.75	7.75	7.50	7.75	7.75	8.00	7.50	8.00		7.79
Skating Skills				2.00	8.00	7.75	7.75	7.50	7.50	7.50	8.00	8.00	7.75		7.75
<b>Judges Total Program Component Score (factored)</b>														<b>46.94</b>	
<b>Deductions:</b>					Extended lifts									<b>-1.00</b>	

Official Partners:



Event Technology



## JUDGES DETAILS PER SKATER

### ICE DANCE FREE DANCE

Rank	Name	Nation	Starting Number	Total Segment Score	Total Element Score	Total Program Component Score (factored)	Total Deductions
7	Jennifer JANSE van RENSBURG / Benjamin STEFFAN	GER	3	106.38	60.04	46.34	0.00

#	Executed Elements	Info	Base Value	GOE	J1	J2	J3	J4	J5	J6	J7	J8	J9	Ref.	Scores of Panel	
1	DSP4		6.00	1.29	3	3	3	2	2	3	2	1	1		7.29	
2	OFTW2+OFTM2		5.34	0.93	2	3	2	1	1	1	1	1	0		6.27	
3	SILi4		5.45	1.03	3	2	3	2	2	2	2	2	2		6.48	
4	ChSp1		1.10	1.42	2	3	2	1	1	2	1	2	2		2.52	
5	SeStW2+SeStM3		7.83	1.93	2	3	3	2	1	2	2	1	1		9.76	
6	SyTwW4+SyTwM4		6.84	0.83	2	1	1	1	0	1	2	1	1		7.67	
7	CuLi4+RoLi4		10.90	3.15	3	5	4	3	4	3	3	3	3		14.05	
8	ChSt1		1.10	2.02	2	4	3	3	2	2	2	3	2		3.12	
9	ChLi1		1.10	1.78	3	3	3	1	2	2	2	2	1		2.88	
			<b>45.66</b>												<b>60.04</b>	
<b>Program Components</b>				<b>Factor</b>												
Composition				2.00	8.00	8.25	8.00	7.50	8.25	7.75	8.00	7.75	7.50	7.50		7.89
Presentation				2.00	8.00	8.50	8.00	7.25	7.75	7.50	8.00	7.50	7.25	7.25		7.71
Skating Skills				2.00	7.75	7.75	7.50	7.50	7.75	7.50	7.50	7.50	7.25	7.25		7.57
<b>Judges Total Program Component Score (factored)</b>														<b>46.34</b>		

<b>Deductions:</b>	<b>0.00</b>
--------------------	-------------

Rank	Name	Nation	Starting Number	Total Segment Score	Total Element Score	Total Program Component Score (factored)	Total Deductions
8	Alicia FABBRI / Paul AYER	CAN	4	105.03	59.47	45.56	0.00

#	Executed Elements	Info	Base Value	GOE	J1	J2	J3	J4	J5	J6	J7	J8	J9	Ref.	Scores of Panel	
1	DSP4		6.00	1.37	2	4	3	2	2	2	2	3	3		7.37	
2	OFTW2+OFTM3		5.72	1.87	2	3	3	3	2	3	2	2	3		7.59	
3	SILi4+RoLi3		10.15	2.47	4	3	3	3	2	2	2	2	3		12.62	
4	SyTwW4+SyTwM4		6.84	1.46	3	2	2	2	2	2	2	2	2		8.30	
5	StLi4		5.45	0.69	2	3	1	2	1	1	1	1	2		6.14	
6	MiStW2+MiStM1		7.21	2.08	2	2	2	2	2	2	2	2	1		9.29	
7	ChSl1		1.10	1.78	2	3	2	2	2	2	2	3	2		2.88	
8	ChSt1		1.10	1.42	2	2	2	2	1	2	2	1	1		2.52	
9	ChAJ1		1.10	1.66	2	2	2	3	1	2	2	2	2		2.76	
			<b>44.67</b>												<b>59.47</b>	
<b>Program Components</b>				<b>Factor</b>												
Composition				2.00	8.25	7.75	7.50	7.75	7.75	7.25	7.75	7.75	7.50	7.50		7.68
Presentation				2.00	8.25	7.50	7.75	7.50	7.50	7.75	8.25	7.25	7.25	7.25		7.64
Skating Skills				2.00	8.00	7.25	7.50	7.50	7.50	7.25	7.75	7.25	7.50	7.50		7.46
<b>Judges Total Program Component Score (factored)</b>														<b>45.56</b>		

<b>Deductions:</b>	<b>0.00</b>
--------------------	-------------

Official Partners:





## JUDGES DETAILS PER SKATER

### ICE DANCE FREE DANCE

Rank	Name	Nation	Starting Number	Total Segment Score	Total Element Score	Total Program Component Score (factored)						Total Deductions				
9	Molly LANAGHAN / Dmitre RAZGULAJEVS	CAN	2	102.82	58.68	44.14						0.00				
#	Executed Elements	Info	Base Value	GOE	J1	J2	J3	J4	J5	J6	J7	J8	J9	Ref.	Scores of Panel	
1	ChAJ1		1.10	1.66	2	3	2	2	1	2	2	2	2		2.76	
2	OFTW2+OFTM1		5.09	1.46	2	2	2	2	2	2	2	3	2		6.55	
3	ChSI1		1.10	2.02	2	2	3	2	2	3	2	3	3		3.12	
4	DSP4		6.00	0.80	2	1	2	1	1	1	1	2	2		6.80	
5	CiStW2+CiStM2		7.46	1.78	2	0	2	2	1	1	2	2	2		9.24	
6	CuLi4+CuLi4		10.90	1.65	2	2	3	2	2	1	1	2	1		12.55	
7	SyTwW4+SyTwM4		6.84	1.25	2	1	2	1	1	2	2	2	2		8.09	
8	RoLi4		5.45	0.89	3	2	1	1	2	2	2	2	2		6.34	
9	ChSt1		1.10	2.13	2	3	2	2	1	3	3	3	3		3.23	
			<b>45.04</b>												<b>58.68</b>	
Program Components				Factor												
Composition				2.00	7.75	7.25	7.50	7.25	7.50	7.25	7.50	7.75	7.50	7.25		7.43
Presentation				2.00	7.75	7.50	7.25	7.25	7.50	7.50	7.75	7.50	7.50	7.50		7.46
Skating Skills				2.00	7.50	6.75	7.25	7.00	7.25	7.50	7.25	7.00	7.00		7.18	
<b>Judges Total Program Component Score (factored)</b>																<b>44.14</b>

**Deductions:** 0.00

Rank	Name	Nation	Starting Number	Total Segment Score	Total Element Score	Total Program Component Score (factored)						Total Deductions				
10	Shiyue WANG / Xinyu LIU	CHN	1	95.95	52.23	43.72						0.00				
#	Executed Elements	Info	Base Value	GOE	J1	J2	J3	J4	J5	J6	J7	J8	J9	Ref.	Scores of Panel	
1	StaLi4		5.45	1.30	2	4	3	2	3	3	2	3	3		6.75	
2	OFTW2+OFTM2		5.34	1.67	1	3	3	3	2	2	2	2	2		7.01	
3	CuLi3+CuLi4		10.15	2.47	3	3	2	2	2	3	3	2	3		12.62	
4	SyTwW2+SyTwM4		6.09	1.04	2	0	2	1	1	2	1	1	2		7.13	
5	DSP2		4.50	-0.08	0	0	0	-1	0	0	0	0	-1		4.42	
6	ChAJ1	!	1.10	-0.22	-1	-1	-1	-1	-1	-1	-1	-1	-1		0.88	
7	CiStW2+CiStM1		7.21	1.04	1	2	1	1	1	1	1	1	1		8.25	
8	ChSt1		1.10	1.19	1	2	2	1	1	2	2	1	1		2.29	
9	ChSI1		1.10	1.78	2	3	3	2	2	3	1	2	1		2.88	
			<b>42.04</b>												<b>52.23</b>	
Program Components				Factor												
Composition				2.00	7.50	7.75	7.25	7.00	7.50	7.50	7.25	7.25	7.25	7.25		7.36
Presentation				2.00	7.50	7.75	7.25	6.75	7.25	7.25	7.00	7.25	7.25	7.25		7.25
Skating Skills				2.00	7.25	7.50	7.00	7.25	7.25	7.50	7.00	7.50	7.00		7.25	
<b>Judges Total Program Component Score (factored)</b>																<b>43.72</b>

**Deductions:** 0.00

Legend:							
#	Sequence number	GOE	Grade of Execution	Jx	Judges (x=1-9)	Ref.	Referee
!	Element does not fulfill all requirements	>	Extended Dance Lift				

Official Partners:



Event Technology



## PAIRS

<b>Doug Mitchell Thunderbird</b>	27 OCT 2023	18:45	Short Program
<b>Sports Centre</b>	28 OCT 2023	18:00	Free Skating

Size of Skating Arena:	30m*60m
Ice Conditions:	very good
Number of Entries:	8
Number of Participants:	8

Entry Withdrawn:

<b>Short Program</b>			
Duration:	2:40 +/- 10 seconds		
Segment Factor:	1.00		
<b>Program Component Factors:</b>	Composition		1.33
	Presentation		1.33
	Skating Skills		1.33

<b>Free Skating</b>			
Duration:	4:00 +/- 10 seconds		
Segment Factor:	1.00		
<b>Program Component Factors:</b>	Composition		2.67
	Presentation		2.67
	Skating Skills		2.67

### Official Partners:



## PANEL OF JUDGES

### PAIRS

#### Officials

Technical Controller	Ms. Florence VUYLSTEKER	ISU
Technical Specialist	Ms. Elizabeth CAIN	ISU
Technical Specialist	Ms. Laurene COLLIN-KNOBLAUCH	ISU

#### Judges

Referee	Ms. Katarina HENRIKSSON	ISU
Judge No. 1	Ms. Laimute KRAUZIENE	LTU
Judge No. 2	Ms. Pinuccia FERRARIO	ITA
Judge No. 3	Ms. Ernestien BAKKER	NED
Judge No. 4	Mr. Andreas WALDECK	GER
Judge No. 5	Ms. Zanna KULIK	EST
Judge No. 6	Mr. Glenn FORTIN	CAN
Judge No. 7	Ms. Eva SZILAGYI	HUN
Judge No. 8	Ms. Karen Anne HARRIS	AUS
Judge No. 9	Ms. Nadezhda PARETSKAIA	KAZ

#### Data/Replay Operator

Data Operator	Mr. Christopher Richard STOKES	ISU
Replay Operator	Ms. Marit SILVIUS	ISU

#### Official Partners:



## RESULTS

### PAIRS

Pl.	Name	Nation	Total Score	SP	FS
1	Deanna STELLATO-DUDEK / Maxime DESCHAMPS	CAN	214.64	1	1
2	Maria PAVLOVA / Alexei SVIATCHENKO	HUN	187.78	4	2
3	Lucrezia BECCARI / Matteo GUARISE	ITA	181.42	2	4
4	Anastasia GOLUBEVA / Hektor GIOTOPOULOS MOORE	AUS	179.61	3	3
5	Kelly Ann LAURIN / Loucas ETHIER	CAN	168.12	7	5
6	Brooke McINTOSH / Benjamin MIMAR	CAN	166.00	5	7
7	Daria DANILOVA / Michel TSIBA	NED	165.01	6	6
8	Letizia ROSCHER / Luis SCHUSTER	GER	137.54	8	8



**Ms. Katarina HENRIKSSON, ISU**  
Referee



**Ms. Florence VUYLSTEKER, ISU**  
Technical Controller

**Legend:**

SP Short Program      FS Free Skating      Pl. Place

Official Partners:



## RESULTS

### PAIRS SHORT PROGRAM

Pl.	Name	Nation	Total Segment Score
1	Deanna STELLATO-DUDEK / Maxime DESCHAMPS	CAN	72.25
2	Lucrezia BECCARI / Matteo GUARISE	ITA	65.83
3	Anastasia GOLUBEVA / Hektor GIOTOPOULOS MOORE	AUS	62.80
4	Maria PAVLOVA / Alexei SVIATCHENKO	HUN	62.22
5	Brooke McINTOSH / Benjamin MIMAR	CAN	59.83
6	Daria DANILOVA / Michel TSIBA	NED	57.17
7	Kelly Ann LAURIN / Loucas ETHIER	CAN	57.14
8	Letizia ROSCHER / Luis SCHUSTER	GER	52.07



**Ms. Katarina HENRIKSSON, ISU**  
Referee



**Ms. Florence VUYLSTEKER, ISU**  
Technical Controller

#### Official Partners:



## JUDGES DETAILS PER SKATER

### PAIRS SHORT PROGRAM

Rank	Name	Nation	Starting Number	Total Segment Score	Total Element Score	Total Program Component Score (factored)						Total Deductions				
1	Deanna STELLATO-DUDEK / Maxime DESCHAMPS	CAN	8	72.25	39.58	32.67						0.00				
#	Executed Elements	Info	Base Value	GOE	J1	J2	J3	J4	J5	J6	J7	J8	J9	Ref.	Scores of Panel	
1	3Tw4		6.00	1.89	2	4	4	4	3	3	3	3	2		7.89	
2	3T		4.20	0.90	1	3	3	3	2	1	1	3	2		5.10	
3	3Li4		5.10	1.60	3	3	3	4	4	3	3	3	2		6.70	
4	3LoTh		5.00	1.07	1	3	2	4	2	3	1	3	1		6.07	
5	CCoSp4		3.50	0.75	2	2	2	4	3	2	1	3	0		4.25	
6	StSq4		3.90	0.89	2	2	2	4	3	2	2	3	2		4.79	
7	FiDs4		3.80	0.98	2	2	2	4	3	3	0	4	2		4.78	
			<b>31.50</b>												<b>39.58</b>	
Program Components			Factor													
Composition			1.33	7.75	8.25	8.25	8.50	8.25	8.75	7.25	8.50	7.50				8.14
Presentation			1.33	7.50	8.00	8.50	8.50	8.50	9.00	7.75	8.75	7.00				8.21
Skating Skills			1.33	7.50	8.25	8.25	8.50	8.50	8.75	7.75	8.50	7.75				8.21
<b>Judges Total Program Component Score (factored)</b>																<b>32.67</b>
<b>Deductions:</b>															<b>0.00</b>	

Rank	Name	Nation	Starting Number	Total Segment Score	Total Element Score	Total Program Component Score (factored)						Total Deductions				
2	Lucrezia BECCARI / Matteo GUARISE	ITA	1	65.83	36.51	29.32						0.00				
#	Executed Elements	Info	Base Value	GOE	J1	J2	J3	J4	J5	J6	J7	J8	J9	Ref.	Scores of Panel	
1	3Tw3		5.70	1.06	2	3	2	3	2	2	1	-1	1		6.76	
2	3T		4.20	0.48	1	2	2	2	0	1	0	1	1		4.68	
3	3LoTh		5.00	1.21	1	3	2	3	3	3	2	2	2		6.21	
4	3Li4		5.10	1.09	2	3	2	3	2	2	2	1	2		6.19	
5	FiDs4		3.80	0.71	1	3	1	3	2	3	0	3	0		4.51	
6	StSq3		3.30	0.66	2	3	2	3	3	1	2	1	1		3.96	
7	FCCoSp4		3.50	0.70	2	2	1	1	3	3	2	3	1		4.20	
			<b>30.60</b>												<b>36.51</b>	
Program Components			Factor													
Composition			1.33	7.25	7.50	7.50	7.75	7.75	8.00	6.75	7.25	7.00				7.43
Presentation			1.33	7.50	7.50	7.25	7.75	7.25	7.75	6.75	7.00	6.25				7.29
Skating Skills			1.33	7.25	7.50	7.00	7.75	7.50	7.50	6.50	7.25	7.25				7.32
<b>Judges Total Program Component Score (factored)</b>																<b>29.32</b>
<b>Deductions:</b>															<b>0.00</b>	

Rank	Name	Nation	Starting Number	Total Segment Score	Total Element Score	Total Program Component Score (factored)						Total Deductions				
3	Anastasia GOLUBEVA / Hektor GIOTOPOULOS MOORE	AUS	7	62.80	34.00	28.80						0.00				
#	Executed Elements	Info	Base Value	GOE	J1	J2	J3	J4	J5	J6	J7	J8	J9	Ref.	Scores of Panel	
1	3Tw2		5.40	-0.93	-1	0	1	-2	-2	-3	-2	-2	-3		4.47	
2	3T		4.20	-0.24	-1	-1	0	-1	-1	0	0	0	-1		3.96	
3	3LoTh		5.00	1.50	3	4	3	3	3	3	3	3	2		6.50	
4	3Li3		4.70	0.87	1	3	2	2	2	2	0	3	1		5.57	
5	FiDs4		3.80	0.65	2	2	1	2	2	1	2	3	1		4.45	
6	StSq4		3.90	1.00	2	3	2	3	2	3	3	3	2		4.90	
7	FCCoSp4		3.50	0.65	2	2	2	3	2	1	2	2	1		4.15	
			<b>30.50</b>												<b>34.00</b>	
Program Components			Factor													
Composition			1.33	7.00	7.25	7.25	7.00	7.00	7.75	7.00	7.75	7.00				7.18
Presentation			1.33	6.75	7.50	7.50	7.25	7.00	7.50	7.25	7.50	7.00				7.29
Skating Skills			1.33	6.75	7.25	7.50	6.75	7.25	7.75	7.25	7.50	6.75				7.18
<b>Judges Total Program Component Score (factored)</b>																<b>28.80</b>
<b>Deductions:</b>															<b>0.00</b>	

Official Partners:





## JUDGES DETAILS PER SKATER

### PAIRS SHORT PROGRAM

Rank	Name	Nation	Starting Number	Total Segment Score	Total Element Score	Total Program Component Score (factored)						Total Deductions				
4	Maria PAVLOVA / Alexei SVIATCHENKO	HUN	4	62.22	34.29	27.93						0.00				
#	Executed Elements	Info	Base Value	GOE	J1	J2	J3	J4	J5	J6	J7	J8	J9	Ref.	Scores of Panel	
1	3Tw3		5.70	0.90	1	3	1	3	2	2	1	1	1		6.60	
2	3T		4.20	0.96	1	3	2	3	3	2	2	2	2		5.16	
3	3FTh		5.30	1.44	2	3	2	3	3	3	3	2	3		6.74	
4	3Li4		5.10	0.95	2	2	1	3	2	3	2	1	0		6.05	
5	StSq3		3.30	0.52	1	2	1	3	2	1	2	2	0		3.82	
6	FiDs2		3.20	0.32	0	2	-1	1	2	2	0	1	1		3.52	
7	CCoSp4V		2.63	-0.23	-2	0	0	1	0	-1	-1	-2	-4		2.40	
			<b>29.43</b>												<b>34.29</b>	
Program Components			Factor													
Composition			1.33	6.75	6.75	6.75	7.50	7.50	7.75	6.75	6.75	7.00			7.00	
Presentation			1.33	6.50	7.00	6.75	7.75	7.00	7.50	7.00	7.00	7.00	6.75	7.00		
Skating Skills			1.33	6.50	7.00	7.00	7.50	7.25	7.25	7.00	6.75	6.75		7.00		
<b>Judges Total Program Component Score (factored)</b>																<b>27.93</b>
<b>Deductions:</b>															<b>0.00</b>	

Rank	Name	Nation	Starting Number	Total Segment Score	Total Element Score	Total Program Component Score (factored)						Total Deductions				
5	Brooke McINTOSH / Benjamin MIMAR	CAN	5	59.83	33.28	26.55						0.00				
#	Executed Elements	Info	Base Value	GOE	J1	J2	J3	J4	J5	J6	J7	J8	J9	Ref.	Scores of Panel	
1	3Tw3		5.70	0.41	0	3	1	1	1	1	-2	0	1		6.11	
2	3T		4.20	0.00	-1	2	-1	1	1	0	0	0	-1		4.20	
3	3LzTh		5.30	0.30	1	2	-1	2	1	2	0	-1	-1		5.60	
4	StSq4		3.90	0.33	1	1	1	2	1	2	0	0	0		4.23	
5	3Li3		4.70	0.34	1	1	0	2	1	1	1	0	0		5.04	
6	FiDs4		3.80	0.60	2	2	1	3	2	3	0	0	1		4.40	
7	CCoSp4		3.50	0.20	1	0	0	3	1	1	-1	2	-1		3.70	
			<b>31.10</b>												<b>33.28</b>	
Program Components			Factor													
Composition			1.33	6.75	6.75	6.75	7.50	6.50	7.50	5.75	6.50	5.50			6.64	
Presentation			1.33	6.50	6.75	7.00	7.75	6.75	7.50	6.25	6.50	6.25			6.75	
Skating Skills			1.33	6.50	6.50	6.50	7.50	7.00	7.25	5.75	6.50	5.75			6.57	
<b>Judges Total Program Component Score (factored)</b>																<b>26.55</b>
<b>Deductions:</b>															<b>0.00</b>	

Rank	Name	Nation	Starting Number	Total Segment Score	Total Element Score	Total Program Component Score (factored)						Total Deductions				
6	Daria DANILOVA / Michel TSIBA	NED	6	57.17	31.04	26.13						0.00				
#	Executed Elements	Info	Base Value	GOE	J1	J2	J3	J4	J5	J6	J7	J8	J9	Ref.	Scores of Panel	
1	3Tw2		5.40	0.69	2	3	1	2	1	-1	1	1	1		6.09	
2	3S		4.30	-1.17	-3	-4	-2	-4	-2	-3	-2	-3	-2		3.13	
3	3FTh		5.30	0.00	-1	1	0	2	1	0	-1	-2	0		5.30	
4	FiDs4		3.80	0.60	0	1	1	2	2	2	2	1	2		4.40	
5	3Li4		5.10	0.95	2	2	2	3	2	1	2	1	2		6.05	
6	StSq2		2.60	0.30	1	2	2	1	1	0	1	2	0		2.90	
7	CCoSp3		3.00	0.17	1	1	0	1	1	0	0	1	0		3.17	
			<b>29.50</b>												<b>31.04</b>	
Program Components			Factor													
Composition			1.33	6.50	6.75	6.25	6.75	6.25	6.25	6.75	6.75	6.75	6.75			6.57
Presentation			1.33	6.25	6.75	6.50	7.00	6.50	6.50	6.50	6.50	6.50	6.50			6.57
Skating Skills			1.33	6.25	6.75	6.00	6.75	6.75	6.25	6.50	6.25	7.00			6.50	
<b>Judges Total Program Component Score (factored)</b>																<b>26.13</b>
<b>Deductions:</b>															<b>0.00</b>	

Official Partners:



## JUDGES DETAILS PER SKATER

### PAIRS SHORT PROGRAM

Rank	Name	Nation	Starting Number	Total Segment Score	Total Element Score	Total Program Component Score (factored)	Total Deductions									
7	Kelly Ann LAURIN / Loucas ETHIER	CAN	2	57.14	30.41	26.73	0.00									
#	Executed Elements	Info	Base Value	GOE	J1	J2	J3	J4	J5	J6	J7	J8	J9	Ref.	Scores of Panel	
1	3Tw2		5.40	0.85	2	2	2	3	2	1	2	0	0		6.25	
2	3S		4.30	-1.11	-2	-3	-2	-3	-3	-2	-3	-4	-2		3.19	
3	3Li4		5.10	0.58	1	2	0	1	3	1	2	0	1		5.68	
4	3LoTh		5.00	-1.21	-3	-3	-2	-1	-2	-2	-3	-3	-2		3.79	
5	FiDs4		3.80	0.33	1	1	-1	0	2	1	1	1	1		4.13	
6	StSq4		3.90	0.22	0	0	1	0	1	1	0	1	1		4.12	
7	CCoSp4		3.50	-0.25	-2	-1	-2	0	1	0	0	-1	-1		3.25	
			<b>31.00</b>												<b>30.41</b>	
Program Components			Factor													
Composition			1.33	6.25	6.75	6.75	7.25	6.75	7.25	6.00	6.75	6.50				6.71
Presentation			1.33	6.00	6.75	6.75	7.00	6.75	7.25	6.25	7.00	6.75				6.75
Skating Skills			1.33	6.25	6.50	6.25	6.75	7.00	7.00	6.00	7.25	6.75				6.64
<b>Judges Total Program Component Score (factored)</b>															<b>26.73</b>	
<b>Deductions:</b>															<b>0.00</b>	

Rank	Name	Nation	Starting Number	Total Segment Score	Total Element Score	Total Program Component Score (factored)	Total Deductions									
8	Letizia ROSCHER / Luis SCHUSTER	GER	3	52.07	28.61	23.46	0.00									
#	Executed Elements	Info	Base Value	GOE	J1	J2	J3	J4	J5	J6	J7	J8	J9	Ref.	Scores of Panel	
1	3Tw3		5.70	0.24	-2	2	1	2	1	0	0	-2	1		5.94	
2	3STh		4.40	0.63	1	1	1	2	2	2	0	1	2		5.03	
3	2Aq	q	3.30	-1.08	-4	-4	-3	-3	-3	-5	-3	-3	-3		2.22	
4	3Li3		4.70	-0.07	0	1	-1	2	0	0	0	-1	-2		4.63	
5	StSq3		3.30	0.09	1	0	0	2	1	0	0	0	0		3.39	
6	FiDs3		3.50	-0.05	1	0	-2	1	1	-1	-2	1	-1		3.45	
7	CCoSp4		3.50	0.45	2	2	1	2	2	0	1	1	-1		3.95	
			<b>28.40</b>												<b>28.61</b>	
Program Components			Factor													
Composition			1.33	6.00	5.75	6.00	6.50	6.00	5.50	5.75	5.75	5.75	6.75			5.96
Presentation			1.33	6.00	5.75	5.75	6.50	5.75	5.75	5.50	5.75	6.00				5.82
Skating Skills			1.33	5.75	5.50	5.50	6.25	6.00	6.00	5.50	6.00	6.25				5.86
<b>Judges Total Program Component Score (factored)</b>															<b>23.46</b>	
<b>Deductions:</b>															<b>0.00</b>	

Legend:							
#	Sequence number	GOE	Grade of Execution	Jx	Judges (x=1-9)	Ref.	Referee
q	Jump landed on the quarter						

#### Official Partners:



## RESULTS

### PAIRS FREE SKATING

Pl.	Name	Nation	Total Segment Score
1	Deanna STELLATO-DUDEK / Maxime DESCHAMPS	CAN	142.39
2	Maria PAVLOVA / Alexei SVIATCHENKO	HUN	125.56
3	Anastasia GOLUBEVA / Hektor GIOTOPOULOS MOORE	AUS	116.81
4	Lucrezia BECCARI / Matteo GUARISE	ITA	115.59
5	Kelly Ann LAURIN / Loucas ETHIER	CAN	110.98
6	Daria DANILOVA / Michel TSIBA	NED	107.84
7	Brooke McINTOSH / Benjamin MIMAR	CAN	106.17
8	Letizia ROSCHER / Luis SCHUSTER	GER	85.47



**Ms. Katarina HENRIKSSON, ISU**  
Referee



**Ms. Florence VUYLSTEKER, ISU**  
Technical Controller

#### Official Partners:



## JUDGES DETAILS PER SKATER

### PAIRS FREE SKATING

Rank	Name	Nation	Starting Number	Total Segment Score	Total Element Score	Total Program Component Score (factored)	Total Deductions
1	Deanna STELLATO-DUDEK / Maxime DESCHAMPS	CAN	8	142.39	74.70	67.69	0.00

#	Executed Elements	Info	Base Value	GOE	J1	J2	J3	J4	J5	J6	J7	J8	J9	Ref.	Scores of Panel	
1	3Tw4		6.00	1.97	2	3	3	4	3	4	4	3	3		7.97	
2	3T+1A+2A+SEQ		8.60	1.02	2	2	3	3	2	3	2	3	2		9.62	
3	3S		4.30	-0.25	-1	-2	0	2	-1	-1	-2	1	0		4.05	
4	5ALi4		7.00	2.30	2	3	3	4	3	3	4	4	3		9.30	
5	FoDs3		4.70	0.81	0	2	2	2	2	2	1	2	1		5.51	
6	PCoSp4		4.50	1.09	1	2	3	3	3	3	1	3	2		5.59	
7	3STh		4.40	1.07	2	3	2	3	2	2	3	2	3		5.47	
8	5RLi4		7.00	2.20	2	3	3	3	3	3	4	4	3		9.20	
9	ChSq1		3.00	1.29	2	3	2	3	2	3	3	3	2		4.29	
10	3LoTh		5.00	1.71	3	4	4	3	3	3	4	4	3		6.71	
11	3Li4		5.10	1.89	4	4	4	4	3	3	4	4	3		6.99	
			<b>59.60</b>												<b>74.70</b>	
<b>Program Components</b>			<b>Factor</b>													
Composition			2.67	8.25	8.75	8.75	8.50	8.25	9.25	7.75	8.50	8.25				8.46
Presentation			2.67	8.50	8.50	8.75	8.50	8.75	9.00	8.00	8.50	8.00				8.50
Skating Skills			2.67	8.25	8.50	8.50	8.25	8.50	8.75	8.00	8.50	8.25				8.39
<b>Judges Total Program Component Score (factored)</b>															<b>67.69</b>	

Deductions:

0.00

Rank	Name	Nation	Starting Number	Total Segment Score	Total Element Score	Total Program Component Score (factored)	Total Deductions
2	Maria PAVLOVA / Alexei SVIATCHENKO	HUN	5	125.56	68.45	57.11	0.00

#	Executed Elements	Info	Base Value	GOE	J1	J2	J3	J4	J5	J6	J7	J8	J9	Ref.	Scores of Panel	
1	3Tw4		6.00	1.29	0	2	2	3	2	2	3	2	2		7.29	
2	3T+2A+2A+SEQ		10.80	0.84	1	2	3	3	2	1	3	2	1		11.64	
3	3FTh		5.30	1.14	1	2	2	2	2	2	3	2	3		6.44	
4	3S		4.30	0.86	1	2	3	2	1	2	3	2	2		5.16	
5	5ALi4		7.00	1.50	2	2	2	3	2	3	3	1	1		8.50	
6	ChSq1		3.00	0.57	2	1	0	0	1	2	2	1	1		3.57	
7	3LoTh		5.00	0.36	-1	0	1	2	-1	1	2	1	1		5.36	
8	5RLi3		6.60	1.13	1	2	2	2	1	2	2	1	2		7.73	
9	4Li4		5.10	0.22	0	1	1	2	1	-2	0	-1	1		5.32	
10	BiDs2		3.40	0.19	0	1	2	0	1	0	1	0	1		3.59	
11	PCoSp2		3.50	0.35	1	2	2	1	1	0	2	0	0		3.85	
			<b>60.00</b>												<b>68.45</b>	
<b>Program Components</b>			<b>Factor</b>													
Composition			2.67	7.25	6.75	7.25	7.25	7.00	7.25	7.50	7.00	6.50				7.11
Presentation			2.67	7.50	6.50	6.75	7.25	7.50	7.00	7.50	7.00	6.50				7.07
Skating Skills			2.67	7.25	7.00	7.25	7.50	7.25	7.00	7.50	6.75	7.25				7.21
<b>Judges Total Program Component Score (factored)</b>															<b>57.11</b>	

Deductions:

0.00

Official Partners:



Event Technology



## JUDGES DETAILS PER SKATER

### PAIRS FREE SKATING

Rank	Name	Nation	Starting Number	Total Segment Score	Total Element Score	Total Program Component Score (factored)							Total Deductions		
3	Anastasia GOLUBEVA / Hektor GIOTOPOULOS MOORE	AUS	6	116.81	59.51	57.30							0.00		
#	Executed Elements	Info	Base Value	GOE	J1	J2	J3	J4	J5	J6	J7	J8	J9	Ref.	Scores of Panel
1	3Tw2		5.40	-1.16	-3	-3	0	-3	-2	-3	-2	0	-2		4.24
2	3T+3T+COMBO		8.40	-1.38	-3	-5	-5	-4	-3	-2	-3	-3	-2		7.02
3	3STh		4.40	0.75	1	2	3	2	2	2	1	1	2		5.15
4	3S		4.30	-1.11	-2	-4	-4	-3	-2	-2	-3	-2	-2		3.19
5	BoDs3		4.40	0.57	0	1	2	0	1	2	2	2	1		4.97
6	PCoSp4		4.50	0.77	1	1	2	2	1	2	2	2	3		5.27
7	5ALi3		6.60	1.23	0	2	3	2	1	2	2	2	2		7.83
8	3LoTh		5.00	-1.29	-2	-3	-3	-3	-1	-3	-2	-3	-2		3.71
9	5RLi4		7.00	1.20	1	2	2	1	2	3	2	1	2		8.20
10	4Li3		4.70	0.87	2	2	2	1	1	2	2	2	2		5.57
11	ChSq1		3.00	1.36	3	2	3	3	1	2	3	3	3		4.36
			<b>57.70</b>												<b>59.51</b>
Program Components			Factor												
Composition			2.67	7.50	6.75	7.25	7.25	7.00	7.25	7.00	7.50	7.25			7.21
Presentation			2.67	7.25	6.75	7.50	7.50	6.75	6.50	7.00	6.50	7.50			7.04
Skating Skills			2.67	7.25	6.50	7.25	7.25	7.25	7.50	7.25	7.25	7.00			7.21
<b>Judges Total Program Component Score (factored)</b>															<b>57.30</b>

Deductions:

0.00

Rank	Name	Nation	Starting Number	Total Segment Score	Total Element Score	Total Program Component Score (factored)							Total Deductions		
4	Lucrezia BECCARI / Matteo GUARISE	ITA	7	115.59	56.14	60.45							-1.00		
#	Executed Elements	Info	Base Value	GOE	J1	J2	J3	J4	J5	J6	J7	J8	J9	Ref.	Scores of Panel
1	3Tw3		5.70	0.41	1	1	0	2	1	2	0	-1	0		6.11
2	3T+COMBO	F	4.20	-2.10	-5	-5	-5	-5	-5	-5	-5	-5	-5		2.10
3	2S		1.30	-0.19	-1	2	-2	-2	-1	-1	-2	-2	-1		1.11
4	BiDs1		3.10	0.44	1	2	2	0	2	0	2	2	1		3.54
5	3LoTh		5.00	0.79	2	2	2	1	0	1	2	2	1		5.79
6	5RLi4		7.00	1.20	2	2	2	2	2	2	1	1	1		8.20
7	ChSq1		3.00	0.57	1	2	0	0	1	1	2	2	1		3.57
8	5ALi4		7.00	1.70	2	3	3	3	2	3	2	2	2		8.70
9	3STh		4.40	0.88	2	2	2	2	2	2	2	2	2		5.28
10	3Li4		5.10	1.24	2	2	3	3	2	3	3	2	2		6.34
11	PCoSp4		4.50	0.90	2	2	2	3	2	1	2	3	1		5.40
			<b>50.30</b>												<b>56.14</b>
Program Components			Factor												
Composition			2.67	8.00	7.75	8.00	7.50	7.75	7.50	7.25	7.75	7.00			7.64
Presentation			2.67	7.75	7.50	7.75	7.50	7.50	7.25	7.25	7.50	7.25			7.46
Skating Skills			2.67	7.50	7.50	7.75	7.75	7.75	7.25	7.25	7.75	7.00			7.54
<b>Judges Total Program Component Score (factored)</b>															<b>60.45</b>
Deductions:			Falls	-1.00 (1)											-1.00

Official Partners:



Event Technology



## JUDGES DETAILS PER SKATER

### PAIRS FREE SKATING

Rank	Name	Nation	Starting Number	Total Segment Score	Total Element Score	Total Program Component Score (factored)	Total Deductions								
5	Kelly Ann LAURIN / Loucas ETHIER	CAN	2	110.98	58.60	53.38	-1.00								
#	Executed Elements	Info	Base Value	GOE	J1	J2	J3	J4	J5	J6	J7	J8	J9	Ref.	Scores of Panel
1	3Tw2		5.40	0.85	1	1	1	3	1	2	3	1	2		6.25
2	2A+1A+2A+SEQ		7.70	-1.08	-4	-4	-4	-2	-3	-3	-3	-3	-3		6.62
3	5ALi4		7.00	1.10	1	1	1	2	2	2	3	1	2		8.10
4	3S		4.30	0.68	1	2	1	2	2	2	2	1	1		4.98
5	3LoTh		5.00	-0.79	-2	-2	-1	-2	-2	-1	-1	-2	-1		4.21
6	ChSq1		3.00	0.50	1	1	0	1	1	1	1	1	2		3.50
7	5RLi4		7.00	0.90	1	2	0	2	1	1	3	0	2		7.90
8	3STh	F	4.40	-2.20	-5	-5	-5	-5	-5	-5	-5	-5	-5		2.20
9	3Li3		4.70	0.40	1	0	1	3	1	0	2	-1	1		5.10
10	BoDs2		4.00	0.34	1	0	2	0	1	1	2	0	1		4.34
11	PCoSp4		4.50	0.90	2	1	2	2	2	2	2	2	2		5.40
			<b>57.00</b>												<b>58.60</b>
Program Components			Factor												
Composition			2.67	6.50	6.75	6.50	7.00	7.25	7.00	6.25	6.50	6.75		6.71	
Presentation			2.67	6.25	6.75	6.00	7.25	6.75	6.75	6.50	6.50	6.50		6.57	
Skating Skills			2.67	6.50	6.75	6.50	7.00	7.00	6.75	6.50	6.75	6.75		6.71	
<b>Judges Total Program Component Score (factored)</b>														<b>53.38</b>	
<b>Deductions:</b>			Falls	-1.00	(1)										<b>-1.00</b>

Rank	Name	Nation	Starting Number	Total Segment Score	Total Element Score	Total Program Component Score (factored)	Total Deductions								
6	Daria DANILOVA / Michel TSIBA	NED	3	107.84	56.07	51.77	0.00								
#	Executed Elements	Info	Base Value	GOE	J1	J2	J3	J4	J5	J6	J7	J8	J9	Ref.	Scores of Panel
1	3Tw3		5.70	0.57	0	1	2	1	0	0	2	1	2		6.27
2	2S		1.30	-0.48	-4	-4	-4	-3	-3	-4	-5	-4	-2		0.82
3	3LoTh		5.00	1.21	2	2	3	3	2	3	2	1	3		6.21
4	1A+2A+1A+SEQ		5.50	-1.41	-5	-5	-4	-4	-3	-5	-4	-5	-3		4.09
5	5ALi4		7.00	1.10	0	2	2	2	1	1	2	1	2		8.10
6	ChSq1		3.00	0.64	1	2	1	3	1	-2	2	1	1		3.64
7	3FTh		5.30	-1.06	-3	-3	-3	-3	-2	-1	1	-1	-1		4.24
8	BiDs3		3.70	0.42	1	1	1	1	1	2	0	1	2		4.12
9	5RLi3		6.60	0.94	0	2	2	2	2	0	1	1	2		7.54
10	3Li4		5.10	0.80	1	2	2	2	2	0	1	1	3		5.90
11	PCoSp4		4.50	0.64	1	2	2	2	1	1	1	1	2		5.14
			<b>52.70</b>												<b>56.07</b>
Program Components			Factor												
Composition			2.67	6.25	6.50	6.25	7.25	6.50	5.75	6.75	6.75	6.75	6.25		6.46
Presentation			2.67	6.25	6.75	6.50	7.25	6.50	5.75	6.50	6.50	6.50	5.75		6.39
Skating Skills			2.67	6.00	6.50	6.75	7.00	6.75	6.00	6.75	6.25	6.75			6.54
<b>Judges Total Program Component Score (factored)</b>															<b>51.77</b>
<b>Deductions:</b>															<b>0.00</b>

Official Partners:





## JUDGES DETAILS PER SKATER

### PAIRS FREE SKATING

Rank	Name	Nation	Starting Number	Total Segment Score	Total Element Score	Total Program Component Score (factored)						Total Deductions				
7	Brooke McINTOSH / Benjamin MIMAR	CAN	4	106.17	55.00	52.17						-1.00				
#	Executed Elements	Info	Base Value	GOE	J1	J2	J3	J4	J5	J6	J7	J8	J9	Ref.	Scores of Panel	
1	3Tw2		5.40	-0.93	-3	-2	-1	-2	0	-1	-3	-2	-1		4.47	
2	3Tq+COMBO	F	4.20	-2.10	-5	-5	-5	-5	-5	-5	-5	-5	-5		2.10	
3	3S		4.30	-0.43	-1	-1	-1	-1	-2	-1	-1	-1	-1		3.87	
4	5ALi4		7.00	1.20	1	2	1	2	1	2	2	2	2		8.20	
5	3LzTh		5.30	0.98	1	2	2	2	2	2	2	2	1		6.28	
6	ChSq1		3.00	0.29	-1	0	0	2	0	1	1	1	1		3.29	
7	3Li4		5.10	0.29	0	1	0	1	0	1	2	-1	1		5.39	
8	3LoTh		5.00	1.21	1	3	2	2	2	3	3	2	3		6.21	
9	5RLi3		6.60	-0.09	0	0	0	0	0	0	-2	-1	2		6.51	
10	BiDs3		3.70	0.16	0	0	1	1	1	2	0	0	0		3.86	
11	PCoSp4		4.50	0.32	1	1	1	1	0	1	-1	0	1		4.82	
			<b>54.10</b>												<b>55.00</b>	
Program Components			Factor													
Composition			2.67	6.75	6.75	6.75	7.00	6.25	7.00	6.00	6.25	5.25			6.54	
Presentation			2.67	6.25	6.75	6.75	6.75	5.75	6.75	5.75	6.50	5.75			6.36	
Skating Skills			2.67	6.50	7.00	6.50	6.75	6.75	7.25	6.00	6.50	6.50			6.64	
<b>Judges Total Program Component Score (factored)</b>																<b>52.17</b>

<b>Deductions:</b>	Falls	-1.00 (1)	<b>-1.00</b>
--------------------	-------	-----------	--------------

Rank	Name	Nation	Starting Number	Total Segment Score	Total Element Score	Total Program Component Score (factored)						Total Deductions				
8	Letizia ROSCHER / Luis SCHUSTER	GER	1	85.47	40.75	44.72						0.00				
#	Executed Elements	Info	Base Value	GOE	J1	J2	J3	J4	J5	J6	J7	J8	J9	Ref.	Scores of Panel	
1	3Tw3		5.70	0.57	-1	1	0	2	1	1	2	1	1		6.27	
2	3LoTh		5.00	-1.21	-3	-2	-3	-2	-2	-2	-3	-3	-1		3.79	
3	2T+1Eu+2S		3.10	-0.22	-2	-2	-1	-2	-1	-2	-2	-2	-1		2.88	
4	2A<<	<<	1.10	-0.50	-5	-5	-4	-4	-5	-5	-4	-5	-4		0.60	
5	5RLi2		6.20	0.27	1	0	0	1	1	0	0	-2	1		6.47	
6	BoDsB		3.20	-0.32	-1	0	0	-3	-1	-2	-2	-1	1		2.88	
7	PCoSp2V		2.63	-0.04	0	0	1	0	0	-1	-1	-1	1		2.59	
8	ChSq1		3.00	0.21	2	0	1	2	0	-1	0	-1	1		3.21	
9	3STh		4.40	-0.31	-1	-1	-1	2	-1	-1	0	-2	0		4.09	
10	3Li3		4.70	-0.27	1	-1	-1	1	-1	-1	-2	-2	1		4.43	
11	5ALi2		6.20	-2.66	-3	-4	-5	-4	-4	-4	-5	-5	-4		3.54	
			<b>45.23</b>												<b>40.75</b>	
Program Components			Factor													
Composition			2.67	6.50	5.75	5.25	6.25	5.75	5.50	5.75	5.25	5.75			5.71	
Presentation			2.67	6.25	5.75	5.00	6.00	5.25	4.75	5.25	4.25	5.00			5.29	
Skating Skills			2.67	6.25	5.75	5.50	6.00	5.75	5.50	5.50	5.50	6.25			5.75	
<b>Judges Total Program Component Score (factored)</b>																<b>44.72</b>

<b>Deductions:</b>			<b>0.00</b>
--------------------	--	--	-------------

Legend:							
#	Sequence number	GOE	Grade of Execution	Jx	Judges (x=1-9)	Ref.	Referee
<<	Downgraded jump	F	Fall	q	Jump landed on the quarter		

Official Partners:

## MEN

<b>Doug Mitchell Thunderbird Sports Centre</b>	27 OCT 2023	20:10	Short Program
	28 OCT 2023	19:37	Free Skating

Size of Skating Arena:	30m*60m
Ice Conditions:	very good
Number of Entries:	12
Number of Participants:	12

Entry Withdrawn:

<b>Short Program</b>			
Duration:	2:40 +/- 10 seconds		
Segment Factor:	1.00		
<b>Program Component Factors:</b>	Composition	1.67	
	Presentation	1.67	
	Skating Skills	1.67	

<b>Free Skating</b>			
Duration:	4:00 +/- 10 seconds		
Segment Factor:	1.00		
<b>Program Component Factors:</b>	Composition	3.33	
	Presentation	3.33	
	Skating Skills	3.33	

Official Partners:



## PANEL OF JUDGES

### MEN

#### Officials

Technical Controller	Ms. Florence VUYLSTEKER	ISU
Technical Specialist	Ms. Masako KAWAI	ISU
Technical Specialist	Ms. Merja HUTTUNEN	ISU

#### Judges

Referee	Ms. Katarina HENRIKSSON	ISU
Judge No. 1	Ms. Yoko KUNO	JPN
Judge No. 2	Ms. Zanna KULIK	EST
Judge No. 3	Ms. Anna KANTOR	ISR
Judge No. 4	Ms. Kerstin KIMMINUS	GER
Judge No. 5	Ms. Deborah CURRIE	USA
Judge No. 6	Ms. Nadezhda PARETSKAIA	KAZ
Judge No. 7	Ms. Pinuccia FERRARIO	ITA
Judge No. 8	Ms. Reaghan FORTIN	CAN
Judge No. 9	Ms. Jung Sue LEE	KOR

#### Data/Replay Operator

Data Operator	Mr. Christopher Richard STOKES	ISU
Replay Operator	Ms. Marit SILVIUS	ISU

#### Official Partners:



## RESULTS

### MEN

Pl.	Name	Nation	Total Score	SP	FS
1	Sota YAMAMOTO	JPN	258.42	1	3
2	Kao MIURA	JPN	257.89	4	1
3	Matteo RIZZO	ITA	246.01	8	2
4	Kazuki TOMONO	JPN	245.12	3	4
5	Mikhail SHAIĐOROV	KAZ	241.65	5	5
6	Mark GORODNITSKY	ISR	225.35	11	6
7	Wesley CHIU	CAN	221.54	7	8
8	Liam KAPEIKIS	USA	220.15	10	7
9	Junhwan CHA	KOR	216.61	2	11
10	Conrad ORZEL	CAN	213.12	6	10
11	Mihhail SELEVKO	EST	210.78	12	9
12	Aleksa RAKIC	CAN	189.38	9	12

**Ms. Katarina HENRIKSSON, ISU**  
Referee

**Ms. Florence VUYLSTEKER, ISU**  
Technical Controller

**Legend:**

**SP** Short Program      **FS** Free Skating      **Pl.** Place

Official Partners:



## RESULTS

### MEN SHORT PROGRAM

Pl.	Name	Nation	Total Segment Score
1	Sota YAMAMOTO	JPN	89.56
2	Junhwan CHA	KOR	86.18
3	Kazuki TOMONO	JPN	81.63
4	Kao MIURA	JPN	80.80
5	Mikhail SHAIIDOROV	KAZ	79.18
6	Conrad ORZEL	CAN	77.68
7	Wesley CHIU	CAN	76.94
8	Matteo RIZZO	ITA	74.99
9	Aleksa RAKIC	CAN	72.56
10	Liam KAPEIKIS	USA	71.59
11	Mark GORODNITSKY	ISR	70.69
12	Mihhail SELEVKO	EST	70.18



**Ms. Katarina HENRIKSSON, ISU**  
Referee



**Ms. Florence VUYLSTEKER, ISU**  
Technical Controller

Official Partners:



## JUDGES DETAILS PER SKATER

### MEN SHORT PROGRAM

Rank	Name	Nation	Starting Number	Total Segment Score	Total Element Score	Total Program Component Score (factored)						Total Deductions			
1	Sota YAMAMOTO	JPN	8	89.56	49.92	39.64						0.00			
#	Executed Elements	Info	Base Value	GOE	J1	J2	J3	J4	J5	J6	J7	J8	J9	Ref.	Scores of Panel
1	4T+3T		13.70	2.58	3	3	2	2	3	3	3	3	2		16.28
2	4Sq	q	9.70	-2.36	-2	-2	-2	-3	5	-3	-3	-2	-3		7.34
3	FCSp3		2.80	-0.08	1	-1	1	-1	1	-1	-3	-1	0		2.72
4	3A	x	8.80	1.37	3	2	2	1	2	2	2	1	1		10.17
5	CSSp4		3.00	0.94	4	4	3	3	3	2	2	3	4		3.94
6	StSq4		3.90	1.17	4	4	2	3	3	3	2	3	3		5.07
7	CCoSp4		3.50	0.90	3	3	2	2	2	3	2	3	3		4.40
			<b>45.40</b>												<b>49.92</b>
Program Components				Factor											
Composition				1.67	8.50	8.25	7.50	8.00	8.00	7.25	7.00	8.00	7.75		7.82
Presentation				1.67	8.25	8.25	7.75	8.00	8.25	7.25	7.25	8.25	8.00		7.96
Skating Skills				1.67	8.50	8.00	8.00	8.25	8.25	7.00	7.25	8.00	8.00		7.96
<b>Judges Total Program Component Score (factored)</b>													<b>39.64</b>		
<b>Deductions:</b>												<b>0.00</b>			

Rank	Name	Nation	Starting Number	Total Segment Score	Total Element Score	Total Program Component Score (factored)						Total Deductions			
2	Junhwan CHA	KOR	12	86.18	45.06	42.12						-1.00			
#	Executed Elements	Info	Base Value	GOE	J1	J2	J3	J4	J5	J6	J7	J8	J9	Ref.	Scores of Panel
1	4S+2T		11.00	1.94	2	2	3	2	3	1	1	2	2		12.94
2	4T	F	9.50	-4.61	-5	-5	-5	-5	-5	-5	-4	-4	-5		4.89
3	FCSp4		3.20	0.59	2	2	3	1	2	2	1	2	2		3.79
4	3A	x	8.80	1.83	2	2	2	2	3	2	3	3	2		10.63
5	CSSp4		3.00	0.39	3	-1	2	0	2	0	1	2	2		3.39
6	CCoSp4		3.50	0.85	3	3	3	1	2	2	2	2	3		4.35
7	StSq4		3.90	1.17	4	3	3	2	2	3	3	3	4		5.07
			<b>42.90</b>												<b>45.06</b>
Program Components				Factor											
Composition				1.67	8.50	7.75	9.00	8.50	8.50	8.75	8.25	8.25	8.75		8.50
Presentation				1.67	8.25	8.00	8.50	8.00	8.25	8.50	8.50	8.25	8.25		8.29
Skating Skills				1.67	8.25	8.25	9.00	8.25	8.25	8.75	8.50	8.50	8.50		8.43
<b>Judges Total Program Component Score (factored)</b>													<b>42.12</b>		
<b>Deductions:</b> Falls												-1.00 (1)			

Rank	Name	Nation	Starting Number	Total Segment Score	Total Element Score	Total Program Component Score (factored)						Total Deductions			
3	Kazuki TOMONO	JPN	11	81.63	41.17	41.46						-1.00			
#	Executed Elements	Info	Base Value	GOE	J1	J2	J3	J4	J5	J6	J7	J8	J9	Ref.	Scores of Panel
1	4T		9.50	-3.26	-4	-3	-4	-3	-4	-3	-4	-3	-3		6.24
2	4Sq+2T	q	11.00	-1.11	0	0	-1	-2	-2	-2	-1	-1	-1		9.89
3	FCSp4		3.20	0.64	2	2	3	1	2	2	2	2	2		3.84
4	3A	x	8.80	2.06	3	2	3	3	3	2	3	2	2		10.86
5	CSSp4		3.00	0.43	2	1	3	2	2	0	-2	1	2		3.43
6	StSq4	F	3.90	-1.34	-3	-3	-4	-5	-5	-3	-3	-3	-2		2.56
7	CCoSp4		3.50	0.85	3	3	3	3	3	1	2	0	2		4.35
			<b>42.90</b>												<b>41.17</b>
Program Components				Factor											
Composition				1.67	8.25	8.75	8.50	8.50	8.00	7.75	8.00	8.50	8.25		8.29
Presentation				1.67	8.50	8.50	8.25	8.50	8.25	8.00	8.25	8.25	8.00		8.29
Skating Skills				1.67	8.25	8.50	8.50	8.00	8.00	8.25	8.00	8.50	8.25		8.25
<b>Judges Total Program Component Score (factored)</b>													<b>41.46</b>		
<b>Deductions:</b> Falls												-1.00 (1)			

Official Partners:





## JUDGES DETAILS PER SKATER

### MEN SHORT PROGRAM

Rank	Name	Nation	Starting Number	Total Segment Score	Total Element Score	Total Program Component Score (factored)						Total Deductions				
4	Kao MIURA	JPN	9	80.80	40.60	40.20						0.00				
#	Executed Elements	Info	Base Value	GOE	J1	J2	J3	J4	J5	J6	J7	J8	J9	Ref.	Scores of Panel	
1	4S+3T		13.90	1.80	2	1	2	3	3	1	2	1	2		15.70	
2	3A		8.00	1.37	2	1	2	2	2	1	2	0	2		9.37	
3	FCSp4		3.20	0.37	2	1	1	0	2	2	1	0	1		3.57	
4	2T*	*	0.00	0.00	-	-	-	-	-	-	-	-	-		0.00	
5	StSq4		3.90	1.17	3	3	3	2	3	3	3	3	3		5.07	
6	CCoSp4		3.50	0.75	3	2	3	2	2	2	2	2	1		4.25	
7	CSSp3		2.60	0.04	0	0	2	-1	2	0	-1	-1	1		2.64	
			<b>35.10</b>												<b>40.60</b>	
Program Components			Factor													
Composition			1.67	8.25	8.00	8.25	8.25	8.00	8.00	8.00	8.00	8.25	8.00			8.11
Presentation			1.67	7.75	8.00	8.00	8.00	8.00	8.00	7.50	8.00	7.75	7.75			7.89
Skating Skills			1.67	8.25	8.50	8.25	7.75	7.75	8.00	8.25	8.00	8.00			8.07	
<b>Judges Total Program Component Score (factored)</b>																<b>40.20</b>
<b>Deductions:</b>															<b>0.00</b>	

Rank	Name	Nation	Starting Number	Total Segment Score	Total Element Score	Total Program Component Score (factored)						Total Deductions				
5	Mikhail SHAIIDOROV	KAZ	5	79.18	44.76	34.42						0.00				
#	Executed Elements	Info	Base Value	GOE	J1	J2	J3	J4	J5	J6	J7	J8	J9	Ref.	Scores of Panel	
1	4Lzq	q	11.50	-1.64	-1	-2	-1	-2	-3	-2	-1	-1	0		9.86	
2	3A		8.00	1.71	2	2	3	2	2	2	2	1	3		9.71	
3	CCSp4		3.20	-0.14	-1	0	0	0	2	-1	-1	-1	0		3.06	
4	4T+2T	x	11.88	0.14	1	0	0	0	1	0	0	0	0		12.02	
5	FSSp3		2.60	0.04	-1	0	0	0	1	0	0	0	1		2.64	
6	StSq3		3.30	0.47	2	1	2	1	2	1	2	1	1		3.77	
7	CCoSp4		3.50	0.20	1	0	1	-1	1	1	0	0	2		3.70	
			<b>43.98</b>												<b>44.76</b>	
Program Components			Factor													
Composition			1.67	6.75	6.75	7.75	7.00	7.00	7.00	7.00	7.25	6.75	7.50			7.04
Presentation			1.67	6.50	6.50	7.75	6.50	6.75	6.50	7.25	6.50	7.25			6.75	
Skating Skills			1.67	6.75	6.75	7.25	6.75	6.75	6.75	7.00	6.75	7.00			6.82	
<b>Judges Total Program Component Score (factored)</b>																<b>34.42</b>
<b>Deductions:</b>															<b>0.00</b>	

Rank	Name	Nation	Starting Number	Total Segment Score	Total Element Score	Total Program Component Score (factored)						Total Deductions				
6	Conrad ORZEL	CAN	1	77.68	42.54	36.14						-1.00				
#	Executed Elements	Info	Base Value	GOE	J1	J2	J3	J4	J5	J6	J7	J8	J9	Ref.	Scores of Panel	
1	4S+2T		11.00	0.69	1	2	0	0	0	1	1	1	1		11.69	
2	4T		9.50	1.90	2	2	2	2	2	2	3	2	2		11.40	
3	CSSp4		3.00	0.34	1	1	1	1	1	1	2	1	2		3.34	
4	3Aq	F	8.80	-4.00	-5	-5	-5	-5	-5	-5	-5	-5	-5		4.80	
5	StSq3		3.30	0.38	2	1	1	1	2	1	1	1	1		3.68	
6	FCSp3		2.80	0.48	1	2	1	2	2	2	1	2	2		3.28	
7	CCoSp4		3.50	0.85	3	3	1	3	2	2	2	3	2		4.35	
			<b>41.90</b>												<b>42.54</b>	
Program Components			Factor													
Composition			1.67	6.75	7.00	7.25	7.75	7.50	6.50	7.50	7.25	7.25			7.21	
Presentation			1.67	6.50	6.75	7.00	7.50	7.75	7.00	7.50	7.25	7.25			7.18	
Skating Skills			1.67	7.25	7.25	7.25	7.50	7.75	6.75	7.50	7.00	7.00			7.25	
<b>Judges Total Program Component Score (factored)</b>																<b>36.14</b>
<b>Deductions:</b> Falls															-1.00 (1)	

Official Partners:



## JUDGES DETAILS PER SKATER

### MEN SHORT PROGRAM

Rank	Name	Nation	Starting Number	Total Segment Score	Total Element Score	Total Program Component Score (factored)						Total Deductions				
7	Wesley CHIU	CAN	6	76.94	40.55	37.39						-1.00				
#	Executed Elements	Info	Base Value	GOE	J1	J2	J3	J4	J5	J6	J7	J8	J9	Ref.	Scores of Panel	
1	4T+3T		13.70	-0.14	1	0	-1	0	0	-1	-1	0	1		13.56	
2	3A	F	8.00	-4.00	-5	-5	-5	-5	-5	-5	-5	-5	-5		4.00	
3	CCSp4		3.20	0.27	3	1	2	0	2	-1	-1	0	2		3.47	
4	3Lz	x	6.49	1.18	2	2	2	2	2	2	2	3	2		7.67	
5	StSq4		3.90	0.89	3	3	1	2	2	2	2	2	3		4.79	
6	FSSp3		2.60	0.41	2	2	2	1	2	1	1	1	3		3.01	
7	CCoSp4		3.50	0.55	3	1	2	1	2	1	1	2	2		4.05	
			<b>41.39</b>												<b>40.55</b>	
Program Components			Factor													
Composition			1.67	7.75	7.75	7.75	7.25	7.50	7.25	7.25	8.00	7.50			7.54	
Presentation			1.67	7.50	7.50	7.25	7.50	7.25	7.00	7.50	7.75	7.75			7.46	
Skating Skills			1.67	7.50	7.75	7.50	7.00	7.25	6.75	7.25	7.75	7.50			7.39	
<b>Judges Total Program Component Score (factored)</b>																<b>37.39</b>
<b>Deductions:</b>			Falls	-1.00 (1)											<b>-1.00</b>	

Rank	Name	Nation	Starting Number	Total Segment Score	Total Element Score	Total Program Component Score (factored)						Total Deductions				
8	Matteo RIZZO	ITA	10	74.99	35.79	39.20						0.00				
#	Executed Elements	Info	Base Value	GOE	J1	J2	J3	J4	J5	J6	J7	J8	J9	Ref.	Scores of Panel	
1	4T<+2T	<	8.90	-2.82	-4	-5	-5	-4	-2	-3	-3	-3	-4		6.08	
2	4Lo<	<	8.40	-4.20	-5	-5	-5	-5	-4	-5	-5	-5	-5		4.20	
3	CCoSp4		3.50	0.65	2	2	2	2	1	2	2	2	1		4.15	
4	3A	x	8.80	1.83	3	2	3	1	2	2	3	3	1		10.63	
5	StSq3		3.30	0.94	3	3	3	3	3	2	3	3	2		4.24	
6	CCSp3		2.80	0.52	2	2	2	0	2	2	2	1	2		3.32	
7	FSSp4		3.00	0.17	1	0	1	0	0	1	1	0	1		3.17	
			<b>38.70</b>												<b>35.79</b>	
Program Components			Factor													
Composition			1.67	7.75	7.75	8.25	8.00	7.75	7.50	7.50	8.25	7.50			7.79	
Presentation			1.67	8.25	8.25	8.00	8.25	7.75	7.25	7.50	8.00	7.50			7.89	
Skating Skills			1.67	7.75	8.25	8.25	7.75	8.00	7.25	7.75	7.75	7.75			7.79	
<b>Judges Total Program Component Score (factored)</b>																<b>39.20</b>
<b>Deductions:</b>																<b>0.00</b>

Rank	Name	Nation	Starting Number	Total Segment Score	Total Element Score	Total Program Component Score (factored)						Total Deductions				
9	Aleksa RAKIC	CAN	2	72.56	38.49	35.07						-1.00				
#	Executed Elements	Info	Base Value	GOE	J1	J2	J3	J4	J5	J6	J7	J8	J9	Ref.	Scores of Panel	
1	4T	F	9.50	-4.75	-5	-5	-5	-5	-5	-5	-5	-5	-5		4.75	
2	3A		8.00	0.80	1	1	1	0	1	1	1	1	1		8.80	
3	CCSp4		3.20	0.69	3	2	3	2	2	2	2	2	2		3.89	
4	3F+3Tq	q	10.45	-1.06	-2	-2	-2	-2	-2	-2	-2	-2	-2		9.39	
5	CCoSp4		3.50	0.55	2	2	2	1	1	1	1	2	2		4.05	
6	StSq4		3.90	0.78	2	2	2	2	2	2	2	1	2		4.68	
7	FSSp3		2.60	0.33	1	1	1	2	2	0	1	2	1		2.93	
			<b>41.15</b>												<b>38.49</b>	
Program Components			Factor													
Composition			1.67	7.00	6.75	7.25	7.00	6.75	7.25	6.50	7.50	7.25			7.04	
Presentation			1.67	7.50	6.50	7.00	7.25	7.00	6.75	6.75	7.25	7.00			7.00	
Skating Skills			1.67	7.00	6.50	7.00	7.00	7.00	7.25	6.75	7.00	7.00			6.96	
<b>Judges Total Program Component Score (factored)</b>																<b>35.07</b>
<b>Deductions:</b>			Falls	-1.00 (1)											<b>-1.00</b>	

Official Partners:



## JUDGES DETAILS PER SKATER

### MEN SHORT PROGRAM

Rank	Name	Nation	Starting Number	Total Segment Score	Total Element Score	Total Program Component Score (factored)						Total Deductions				
10	Liam KAPEIKIS	USA	3	71.59	34.20	37.39						0.00				
#	Executed Elements	Info	Base Value	GOE	J1	J2	J3	J4	J5	J6	J7	J8	J9	Ref.	Scores of Panel	
1	3F		5.30	1.44	2	3	3	3	3	3	3	2	2		6.74	
2	3Aq	q	8.00	-3.89	-5	-5	-5	-5	-4	-5	-5	-4	-5		4.11	
3	FSSp4		3.00	0.81	3	3	3	3	2	3	2	2	3		3.81	
4	3Lz+2T		7.20	-0.93	-2	-2	-2	0	-2	-2	-1	-1	-1		6.27	
5	CCSp4		3.20	0.50	-1	2	3	2	2	2	-1	2	2		3.70	
6	StSq4		3.90	1.17	2	3	3	3	3	3	3	3	3		5.07	
7	CCoSp4		3.50	1.00	2	3	3	3	3	3	2	3	4		4.50	
			<b>34.10</b>												<b>34.20</b>	
Program Components			Factor													
Composition			1.67	7.00	7.50	7.75	8.00	7.75	7.25	7.50	7.50	7.75				7.57
Presentation			1.67	7.25	7.25	7.25	8.00	7.75	7.00	7.50	7.50	7.50				7.43
Skating Skills			1.67	7.00	7.00	7.75	7.75	7.75	7.50	7.25	7.25	7.25				7.39
<b>Judges Total Program Component Score (factored)</b>																<b>37.39</b>
<b>Deductions:</b>																<b>0.00</b>

Rank	Name	Nation	Starting Number	Total Segment Score	Total Element Score	Total Program Component Score (factored)						Total Deductions				
11	Mark GORODNITSKY	ISR	4	70.69	34.62	36.07						0.00				
#	Executed Elements	Info	Base Value	GOE	J1	J2	J3	J4	J5	J6	J7	J8	J9	Ref.	Scores of Panel	
1	3A		8.00	2.06	3	3	3	2	2	2	2	3	3		10.06	
2	3F+3T		9.50	1.21	3	2	3	2	1	1	3	2	3		10.71	
3	FCSp4		3.20	0.55	2	1	2	1	1	2	2	2	2		3.75	
4	2Lz!* *	x	0.00	0.00	-	-	-	-	-	-	-	-	-		0.00	
5	StSq3		3.30	0.61	1	2	2	1	2	2	2	2	2		3.91	
6	CCoSp3		3.00	0.26	1	0	2	0	1	0	1	2	1		3.26	
7	CSSp3		2.60	0.33	0	1	3	1	1	1	1	2	2		2.93	
			<b>29.60</b>												<b>34.62</b>	
Program Components			Factor													
Composition			1.67	7.00	6.75	7.75	7.25	7.25	6.75	7.25	7.50	7.50				7.21
Presentation			1.67	6.75	7.00	7.50	7.50	7.25	7.25	7.50	7.25	7.50				7.32
Skating Skills			1.67	6.75	7.00	7.75	7.00	7.00	7.00	7.25	7.00	7.25				7.07
<b>Judges Total Program Component Score (factored)</b>																<b>36.07</b>
<b>Deductions:</b>																<b>0.00</b>

Rank	Name	Nation	Starting Number	Total Segment Score	Total Element Score	Total Program Component Score (factored)						Total Deductions				
12	Mikhail SELEVKO	EST	7	70.18	33.78	37.40						-1.00				
#	Executed Elements	Info	Base Value	GOE	J1	J2	J3	J4	J5	J6	J7	J8	J9	Ref.	Scores of Panel	
1	4T	F	9.50	-4.75	-5	-5	-5	-5	-5	-5	-5	-5	-5		4.75	
2	3Lz+3T		10.10	0.51	2	2	2	0	0	1	0	0	1		10.61	
3	CCoSp4		3.50	0.75	3	2	2	3	2	2	2	2	2		4.25	
4	2A	x	3.63	0.14	2	0	0	1	0	2	0	0	0		3.77	
5	FSSp4		3.00	0.51	2	2	2	2	1	2	0	1	2		3.51	
6	StSq3		3.30	0.75	2	2	2	3	2	3	3	1	2		4.05	
7	CCSp3		2.80	0.04	2	-1	0	1	1	0	0	-1	0		2.84	
			<b>35.83</b>												<b>33.78</b>	
Program Components			Factor													
Composition			1.67	8.00	7.25	7.75	7.50	7.75	7.75	7.75	7.75	6.50	7.25			7.57
Presentation			1.67	7.50	6.75	7.25	7.75	7.75	7.25	7.50	6.25	7.00				7.29
Skating Skills			1.67	7.75	7.50	7.75	7.75	7.75	7.50	7.50	6.75	7.00				7.54
<b>Judges Total Program Component Score (factored)</b>																<b>37.40</b>
<b>Deductions:</b>			Falls	-1.00 (1)												<b>-1.00</b>

Official Partners:





# 2023 Skate Canada International

October 27 - 29, 2023 Vancouver, BC / CAN



## JUDGES DETAILS PER SKATER

### MEN SHORT PROGRAM

Legend:							
#	Sequence number	GOE	Grade of Execution	Jx	Judges (x=1-9)	Ref.	Referee
*	Invalid element	<	Under-rotated jump	x	Credit for highlight distribution, base value multiplied by 1.1		
!	Not clear edge	F	Fall	q	Jump landed on the quarter		

printed: 27.10.2023 21:44

Page 5 / 5

#### Official Partners:



## RESULTS

### MEN FREE SKATING

Pl.	Name	Nation	Total Segment Score
1	Kao MIURA	JPN	177.09
2	Matteo RIZZO	ITA	171.02
3	Sota YAMAMOTO	JPN	168.86
4	Kazuki TOMONO	JPN	163.49
5	Mikhail SHAIIDOROV	KAZ	162.47
6	Mark GORODNITSKY	ISR	154.66
7	Liam KAPEIKIS	USA	148.56
8	Wesley CHIU	CAN	144.60
9	Mihhail SELEVKO	EST	140.60
10	Conrad ORZEL	CAN	135.44
11	Junhwan CHA	KOR	130.43
12	Aleksa RAKIC	CAN	116.82



**Ms. Katarina HENRIKSSON, ISU**  
Referee



**Ms. Florence VUYLSTEKER, ISU**  
Technical Controller

Official Partners:



## JUDGES DETAILS PER SKATER

### MEN FREE SKATING

Rank	Name	Nation	Starting Number	Total Segment Score	Total Element Score	Total Program Component Score (factored)						Total Deductions				
1	Kao MIURA	JPN	9	177.09	94.60	83.49						-1.00				
#	Executed Elements	Info	Base Value	GOE	J1	J2	J3	J4	J5	J6	J7	J8	J9	Ref.	Scores of Panel	
1	3A+1Eu+3S		12.80	2.51	4	3	3	3	3	2	3	4	3		15.31	
2	4T		9.50	0.68	2	1	1	1	0	0	1	0	1		10.18	
3	4S		9.70	2.91	3	3	3	3	3	2	3	3	4		12.61	
4	FCSp4		3.20	0.59	2	1	2	2	2	2	1	2	2		3.79	
5	3A	F	8.00	-4.00	-5	-5	-5	-5	-5	-5	-5	-5	-5		4.00	
6	StSq4		3.90	0.78	2	2	2	2	2	2	2	3	2		4.68	
7	4T+3T		15.07	x 1.76	3	2	2	1	1	2	2	2	2		16.83	
8	3Lo+2A+SEQ		9.02	x 0.91	2	2	3	1	2	2	2	2	1		9.93	
9	3F		5.83	x 1.14	2	3	3	2	2	2	2	1	2		6.97	
10	CSSp3		2.60	0.22	1	2	1	0	0	1	1	1	1		2.82	
11	ChSq1		3.00	1.36	3	2	3	2	1	4	2	3	4		4.36	
12	CCoSp4V		2.63	0.49	3	1	3	2	2	1	2	0	2		3.12	
			<b>85.25</b>												<b>94.60</b>	
Program Components				Factor												
Composition				3.33	8.25	8.50	8.50	8.50	8.25	7.25	8.00	8.50	8.25			8.32
Presentation				3.33	8.25	8.25	8.25	8.75	8.25	8.00	7.75	8.50	8.50			8.29
Skating Skills				3.33	8.50	8.50	8.50	8.50	8.50	8.50	8.00	8.25	8.50			8.46
<b>Judges Total Program Component Score (factored)</b>															<b>83.49</b>	
<b>Deductions:</b>				Falls	-1.00 (1)										<b>-1.00</b>	

Rank	Name	Nation	Starting Number	Total Segment Score	Total Element Score	Total Program Component Score (factored)						Total Deductions				
2	Matteo RIZZO	ITA	5	171.02	90.14	80.88						0.00				
#	Executed Elements	Info	Base Value	GOE	J1	J2	J3	J4	J5	J6	J7	J8	J9	Ref.	Scores of Panel	
1	4T		9.50	2.71	3	1	3	3	3	2	3	3	3		12.21	
2	4Lo		10.50	2.10	2	1	3	2	2	2	2	2	2		12.60	
3	3F+1Eu+3S		10.10	1.14	2	1	2	2	2	3	2	3	2		11.24	
4	3Lz+2T		7.20	0.84	2	1	2	2	1	1	0	2	1		8.04	
5	CCoSp4		3.50	0.85	3	2	2	4	2	2	2	3	3		4.35	
6	ChSq1		3.00	0.71	2	0	1	3	2	1	1	2	1		3.71	
7	3A+2A+SEQ		12.43	x 1.60	2	2	2	2	2	2	2	3	2		14.03	
8	3Lz		6.49	x 0.67	2	0	1	2	2	0	0	2	1		7.16	
9	3A		8.80	x -2.63	-4	-4	-3	2	-3	-3	-4	-3	-3		6.17	
10	StSq3		3.30	0.71	2	2	2	2	3	2	3	2	2		4.01	
11	CCSp3		2.80	0.52	2	1	2	1	2	2	2	2	2		3.32	
12	FSSp4		3.00	0.30	0	1	1	0	2	1	1	2	1		3.30	
			<b>80.62</b>												<b>90.14</b>	
Program Components				Factor												
Composition				3.33	7.50	8.25	8.50	8.50	8.25	7.50	8.00	7.75	8.00			8.04
Presentation				3.33	8.25	8.00	8.25	8.75	8.50	8.00	7.75	8.25	8.00			8.18
Skating Skills				3.33	7.75	8.50	8.25	8.50	8.25	7.75	8.00	8.00	7.75			8.07
<b>Judges Total Program Component Score (factored)</b>															<b>80.88</b>	
<b>Deductions:</b>															<b>0.00</b>	

Official Partners:





## JUDGES DETAILS PER SKATER

### MEN FREE SKATING

Rank	Name	Nation	Starting Number	Total Segment Score	Total Element Score	Total Program Component Score (factored)						Total Deductions				
3	Sota YAMAMOTO	JPN	12	168.86	86.04	83.82						-1.00				
#	Executed Elements	Info	Base Value	GOE	J1	J2	J3	J4	J5	J6	J7	J8	J9	Ref.	Scores of Panel	
1	4S		9.70	2.91	3	3	3	3	3	2	3	3	3		12.61	
2	4T+3T		13.70	2.31	3	2	3	3	2	1	3	2	2		16.01	
3	4T		9.50	2.85	3	3	2	3	3	3	3	3	3		12.35	
4	3A<	F	6.40	-3.20	-5	-5	-5	-5	-5	-5	-5	-5	-5		3.20	
5	FCSp4		3.20	0.50	2	2	2	1	2	1	0	2	1		3.70	
6	3A+REP		6.16	x -2.74	-4	-3	-4	-4	-4	-3	-3	-3	-3		3.42	
7	ChSq1		3.00	1.00	2	2	2	2	2	2	2	3	2		4.00	
8	3F+1Eu+3S		11.11	x 0.83	2	1	1	2	2	2	1	1	2		11.94	
9	3Lz!	!	6.49	x -0.17	-1	0	0	1	0	-1	-1	0	0		6.32	
10	CSSp4		3.00	0.90	3	3	3	3	3	3	3	3	3		3.90	
11	StSq3		3.30	0.99	3	3	2	3	3	3	3	3	3		4.29	
12	CCoSp4		3.50	0.80	2	2	3	2	3	2	2	2	3		4.30	
			<b>79.06</b>												<b>86.04</b>	
Program Components				Factor												
Composition				3.33	8.00	8.75	8.50	8.75	8.50	8.25	7.25	8.25	8.75	8.00		8.39
Presentation				3.33	8.50	8.75	8.50	8.00	8.25	8.25	8.50	8.75	8.00		8.39	
Skating Skills				3.33	8.25	8.50	8.75	8.25	8.50	7.75	8.50	8.50	8.25		8.39	
<b>Judges Total Program Component Score (factored)</b>															<b>83.82</b>	
<b>Deductions:</b>				Falls -1.00 (1)											<b>-1.00</b>	

Rank	Name	Nation	Starting Number	Total Segment Score	Total Element Score	Total Program Component Score (factored)						Total Deductions				
4	Kazuki TOMONO	JPN	10	163.49	81.90	81.59						0.00				
#	Executed Elements	Info	Base Value	GOE	J1	J2	J3	J4	J5	J6	J7	J8	J9	Ref.	Scores of Panel	
1	4T+2T		10.80	-0.81	-1	0	1	0	-1	-2	-1	-1	-2		9.99	
2	4T		9.50	-2.71	-3	-2	-2	-3	-3	-3	-3	-3	-3		6.79	
3	4Sq	q	9.70	-2.08	-3	-2	-2	-2	-2	-2	-3	-2	-2		7.62	
4	3Lo		4.90	0.98	2	2	2	2	2	2	2	1	2		5.88	
5	FCSp4		3.20	0.18	1	3	1	-1	0	1	1	-1	1		3.38	
6	3A<+1Eu+3S	<	12.32	x -1.28	-1	-3	-2	-2	-2	-2	-2	-2	-2		11.04	
7	3F+2A+SEQ		9.46	x 0.76	2	2	2	1	1	1	1	0	2		10.22	
8	3A		8.80	x 1.71	3	2	3	2	2	1	2	2	2		10.51	
9	StSq3		3.30	0.85	3	3	3	3	2	2	2	3	2		4.15	
10	CSSp4		3.00	0.51	2	2	3	1	1	1	2	2	2		3.51	
11	ChSq1		3.00	1.21	3	3	4	2	2	2	2	2	3		4.21	
12	CCoSp4		3.50	1.10	4	3	3	3	3	2	3	3	4		4.60	
			<b>81.48</b>												<b>81.90</b>	
Program Components				Factor												
Composition				3.33	8.25	8.00	9.00	8.25	8.00	8.25	8.25	8.25	8.25	8.00		8.18
Presentation				3.33	8.50	8.50	8.75	8.00	7.75	8.00	8.25	8.00	8.00	7.75		8.14
Skating Skills				3.33	8.25	8.75	9.00	8.00	8.00	7.75	8.00	8.00	8.00	8.25		8.18
<b>Judges Total Program Component Score (factored)</b>															<b>81.59</b>	
<b>Deductions:</b>															<b>0.00</b>	

#### Official Partners:



## JUDGES DETAILS PER SKATER

### MEN FREE SKATING

Rank	Name	Nation	Starting Number	Total Segment Score	Total Element Score	Total Program Component Score (factored)	Total Deductions
5	Mikhail SHAIDOROV	KAZ	8	162.47	88.47	74.00	0.00

#	Executed Elements	Info	Base Value	GOE	J1	J2	J3	J4	J5	J6	J7	J8	J9	Ref.	Scores of Panel	
1	4Lzq	q	11.50	-0.33	-1	0	-1	3	0	-1	-2	0	1		11.17	
2	3A		8.00	1.60	2	2	2	2	2	2	2	2	2		9.60	
3	4T+3T		13.70	1.49	2	1	1	2	1	2	2	1	2		15.19	
4	ChSq1		3.00	0.36	1	0	1	0	0	1	1	2	1		3.36	
5	3F!	!	5.30	0.00	0	-1	0	0	0	0	0	0	1		5.30	
6	FCCoSp4		3.50	0.40	1	0	1	1	2	2	1	1	1		3.90	
7	3Lz+1Eu+3Sq	q	11.77	x -0.67	-1	-2	-1	-1	-1	-1	-2	0	-1		11.10	
8	3Aq+2A+SEQ	q	12.43	x -0.57	-2	-1	-1	2	-1	-1	0	0	-1		11.86	
9	3Lz	x	6.49	0.93	1	1	1	2	2	2	2	1	2		7.42	
10	FCSSp3		2.60	0.52	2	2	2	2	2	2	2	2	1		3.12	
11	StSq3		3.30	0.33	0	0	1	1	1	2	1	2	1		3.63	
12	CCoSp2		2.50	0.32	1	1	1	1	1	2	2	3	1		2.82	
			<b>84.09</b>												<b>88.47</b>	
<b>Program Components</b>				<b>Factor</b>												
Composition				3.33	6.50	7.25	7.50	7.75	7.50	7.75	7.75	7.50	7.50	7.50		7.54
Presentation				3.33	6.75	7.25	7.25	7.00	7.25	7.50	7.50	7.50	7.50	7.50		7.32
Skating Skills				3.33	6.75	7.00	7.00	7.50	7.50	7.50	7.50	7.50	7.50	7.75		7.36
<b>Judges Total Program Component Score (factored)</b>															<b>74.00</b>	

<b>Deductions:</b>	<b>0.00</b>
--------------------	-------------

Rank	Name	Nation	Starting Number	Total Segment Score	Total Element Score	Total Program Component Score (factored)	Total Deductions
6	Mark GORODNITSKY	ISR	2	154.66	81.20	73.46	0.00

#	Executed Elements	Info	Base Value	GOE	J1	J2	J3	J4	J5	J6	J7	J8	J9	Ref.	Scores of Panel
1	3A		8.00	1.71	2	2	3	2	2	2	2	3	2		9.71
2	3A+2A+SEQ		11.30	1.60	2	2	3	2	2	2	2	2	1		12.90
3	3Lz		5.90	1.18	2	2	3	2	2	2	2	2	2		7.08
4	3F+3T		9.50	0.45	1	1	2	1	1	1	0	0	1		9.95
5	FCCoSp4		3.50	0.40	1	1	2	0	1	1	1	2	1		3.90
6	CSSp3		2.60	0.45	2	0	2	2	1	2	1	2	2		3.05
7	2A+1Eu+3S	x	8.91	0.92	3	2	3	2	1	2	2	2	2		9.83
8	3F	x	5.83	1.21	2	2	3	3	2	2	2	3	1		7.04
9	3Lo	x	5.39	0.56	1	1	2	1	1	2	1	1	1		5.95
10	CCoSp3		3.00	0.34	1	1	1	1	1	1	1	2	2		3.34
11	ChSq1		3.00	0.71	2	1	3	2	2	1	1	1	1		3.71
12	StSq4		3.90	0.84	1	1	2	3	2	3	2	3	2		4.74
			<b>70.83</b>												<b>81.20</b>
<b>Program Components</b>				<b>Factor</b>											
Composition				3.33	7.00	7.25	7.75	7.50	7.25	6.75	7.25	7.25	7.00		7.21
Presentation				3.33	7.25	7.50	7.75	7.00	7.50	7.50	7.50	7.50	7.00		7.39
Skating Skills				3.33	7.50	7.50	7.50	7.75	7.50	7.25	7.25	7.50	7.50		7.46
<b>Judges Total Program Component Score (factored)</b>															<b>73.46</b>

<b>Deductions:</b>	<b>0.00</b>
--------------------	-------------

Official Partners:



## JUDGES DETAILS PER SKATER

### MEN FREE SKATING

Rank	Name	Nation	Starting Number	Total Segment Score	Total Element Score	Total Program Component Score (factored)						Total Deductions				
7	Liam KAPEIKIS	USA	3	148.56	75.36	74.20						-1.00				
#	Executed Elements	Info	Base Value	GOE	J1	J2	J3	J4	J5	J6	J7	J8	J9	Ref.	Scores of Panel	
1	4S	F	9.70	-4.85	-5	-5	-5	-5	-5	-5	-5	-5	-5		4.85	
2	3A		8.00	2.40	3	3	3	3	3	3	3	2	3		10.40	
3	3A+1Eu+3S		12.80	0.11	1	1	-1	1	1	0	-1	-1	0		12.91	
4	3Lz+2T		7.20	0.17	1	0	1	1	1	-1	-1	0	0		7.37	
5	FCCoSp4		3.50	0.75	3	2	3	2	2	2	2	2	2		4.25	
6	3F+2A+SEQ		9.46	x 0.98	2	0	2	3	2	1	2	2	2		10.44	
7	3F		5.83	x -1.89	-4	-3	-4	-4	-3	-3	-5	-3	-4		3.94	
8	3Lo		5.39	x 0.49	1	1	1	1	2	1	1	1	1		5.88	
9	StSq3		3.30	0.47	2	2	1	2	2	1	1	1	1		3.77	
10	CCoSp4		3.50	0.70	3	1	2	2	2	2	2	2	2		4.20	
11	ChSq1		3.00	1.14	2	2	3	3	2	3	2	2	2		4.14	
12	FSSp4		3.00	0.21	1	1	1	1	1	1	0	0	0		3.21	
			<b>74.68</b>												<b>75.36</b>	
Program Components				Factor												
Composition				3.33	7.50	7.50	7.75	8.00	7.75	6.75	7.25	7.00	7.50			7.46
Presentation				3.33	7.25	7.50	7.50	7.75	7.75	6.50	7.25	6.75	7.25			7.32
Skating Skills				3.33	7.75	7.75	7.50	8.00	7.75	6.75	7.25	7.00	7.50			7.50
<b>Judges Total Program Component Score (factored)</b>															<b>74.20</b>	
<b>Deductions:</b>				Falls	-1.00 (1)									<b>-1.00</b>		

Rank	Name	Nation	Starting Number	Total Segment Score	Total Element Score	Total Program Component Score (factored)						Total Deductions				
8	Wesley CHIU	CAN	6	144.60	73.27	72.33						-1.00				
#	Executed Elements	Info	Base Value	GOE	J1	J2	J3	J4	J5	J6	J7	J8	J9	Ref.	Scores of Panel	
1	3F+3T		9.50	1.14	2	1	3	2	2	2	2	3	2		10.64	
2	4T+3T		13.70	-1.90	-2	-3	-2	-2	-3	-1	-3	-1	-1		11.80	
3	4Sq	F	9.70	-4.85	-5	-5	-5	-5	-5	-5	-5	-5	-5		4.85	
4	3Lo		4.90	0.91	2	2	2	2	2	2	1	2	1		5.81	
5	FSSp3		2.60	0.26	2	1	1	1	0	2	0	2	-1		2.86	
6	3A		8.80	x -2.74	-4	-3	-4	-4	-3	-3	-4	-3	-3		6.06	
7	3Lz+1Eu+3S		11.77	x -1.18	-2	-2	-2	-3	-4	-1	-2	-2	0		10.59	
8	3Lz		6.49	x 0.17	0	0	0	-1	0	1	0	1	1		6.66	
9	ChSq1		3.00	0.29	1	0	2	0	0	0	0	1	2		3.29	
10	FCCoSp4		3.50	0.15	0	0	1	-1	1	1	-1	1	1		3.65	
11	StSq3		3.30	0.33	1	1	1	1	1	1	1	1	2		3.63	
12	CCoSp3		3.00	0.43	2	1	2	1	1	1	1	2	2		3.43	
			<b>80.26</b>												<b>73.27</b>	
Program Components				Factor												
Composition				3.33	7.25	7.50	7.50	7.50	7.00	7.25	7.25	7.50	7.50			7.39
Presentation				3.33	7.50	7.00	7.25	6.75	7.00	6.50	7.00	7.25	7.00			7.04
Skating Skills				3.33	7.50	7.75	7.50	6.75	6.75	7.25	7.25	7.50	7.25			7.29
<b>Judges Total Program Component Score (factored)</b>															<b>72.33</b>	
<b>Deductions:</b>				Falls	-1.00 (1)									<b>-1.00</b>		

Official Partners:



## JUDGES DETAILS PER SKATER

### MEN FREE SKATING

Rank	Name	Nation	Starting Number	Total Segment Score	Total Element Score	Total Program Component Score (factored)	Total Deductions
9	Mihhail SELEVKO	EST	1	140.60	68.86	71.74	0.00

#	Executed Elements	Info	Base Value	GOE	J1	J2	J3	J4	J5	J6	J7	J8	J9	Ref.	Scores of Panel
1	4T		9.50	1.36	2	1	2	0	2	2	2	0	1		10.86
2	4S		9.70	1.52	2	2	1	1	1	2	2	1	2		11.22
3	3Lo		4.90	0.63	1	2	1	1	2	1	2	1	1		5.53
4	3A+3T		12.20	0.69	2	1	1	2	0	1	1	0	0		12.89
5	FCCoSp4		3.50	0.65	2	1	2	2	2	2	1	2	2		4.15
6	ChSq1		3.00	1.14	2	2	3	2	2	3	2	3	2		4.14
7	1A		1.21	x 0.00	0	0	0	0	0	0	0	0	-1		1.21
8	3Fq+1Eu+2S	q	7.81	x -1.67	-4	-3	-3	-3	-4	-3	-3	-3	-3		6.14
9	2Lz+2T		3.74	x -0.18	-2	-1	-1	-1	0	0	-1	-1	-1		3.56
10	CCSp3		2.80	0.20	1	1	1	0	1	1	-1	0	1		3.00
11	StSq3		3.30	0.38	1	1	1	1	2	1	1	1	2		3.68
12	CCoSp3V		2.25	0.23	2	1	1	1	1	1	0	1	1		2.48
			<b>63.91</b>												<b>68.86</b>
<b>Program Components</b>				<b>Factor</b>											
Composition				3.33	7.00	7.50	7.50	7.25	7.25	7.75	7.00	6.75	7.50		7.29
Presentation				3.33	6.75	7.25	7.00	6.75	7.00	7.00	7.00	6.50	7.00		6.93
Skating Skills				3.33	7.25	7.75	7.50	7.00	7.50	7.50	7.25	6.75	7.25		7.32
<b>Judges Total Program Component Score (factored)</b>															<b>71.74</b>

<b>Deductions:</b>	<b>0.00</b>
--------------------	-------------

Rank	Name	Nation	Starting Number	Total Segment Score	Total Element Score	Total Program Component Score (factored)	Total Deductions
10	Conrad ORZEL	CAN	7	135.44	64.08	71.36	0.00

#	Executed Elements	Info	Base Value	GOE	J1	J2	J3	J4	J5	J6	J7	J8	J9	Ref.	Scores of Panel
1	4S		9.70	1.25	2	2	2	2	1	0	0	1	1		10.95
2	4T+3Tq	q	13.70	-1.36	-2	-1	-1	-2	-2	-1	-2	0	-1		12.34
3	3T		4.20	0.42	2	1	1	0	0	1	1	1	2		4.62
4	2A		3.30	0.47	1	1	2	1	1	1	2	2	2		3.77
5	FCSp2		2.30	0.30	1	2	2	1	1	1	1	2	1		2.60
6	StSq3		3.30	0.24	2	0	1	1	1	0	0	1	1		3.54
7	3Lz+2T		7.92	x 0.42	2	1	1	0	0	1	0	1	1		8.34
8	2F!+2A+2A*+SEQ	*	5.61	x -0.47	-3	-1	-1	-1	-2	-2	-1	-2	-1		5.14
9	3Lo<	<	4.31	x -0.89	-3	-2	-2	-3	-2	-2	-3	-2	-2		3.42
10	ChSq1		3.00	0.14	-1	1	0	0	1	0	0	0	1		3.14
11	CSSp3		2.60	0.15	1	1	2	0	1	0	0	0	1		2.75
12	CCoSp3		3.00	0.47	2	2	2	2	1	1	1	1	2		3.47
			<b>62.94</b>												<b>64.08</b>
<b>Program Components</b>				<b>Factor</b>											
Composition				3.33	6.75	6.75	7.25	7.50	7.50	6.50	7.00	7.00	7.25		7.07
Presentation				3.33	6.50	7.00	7.25	7.25	7.25	5.50	7.25	7.25	7.50		7.11
Skating Skills				3.33	7.25	7.25	7.50	7.00	7.25	6.25	7.25	7.25	7.50		7.25
<b>Judges Total Program Component Score (factored)</b>															<b>71.36</b>

<b>Deductions:</b>	<b>0.00</b>
--------------------	-------------

Official Partners:



## JUDGES DETAILS PER SKATER

### MEN FREE SKATING

Rank	Name	Nation	Starting Number	Total Segment Score	Total Element Score	Total Program Component Score (factored)							Total Deductions			
11	Junhwan CHA	KOR	11	130.43	57.21	77.22							-4.00			
#	Executed Elements	Info	Base Value	GOE	J1	J2	J3	J4	J5	J6	J7	J8	J9	Ref.	Scores of Panel	
1	4S<	F	7.76	-3.88	-5	-5	-5	-5	-5	-5	-5	-5	-5		3.88	
2	4Tq	F	9.50	-4.75	-5	-5	-5	-5	-5	-5	-5	-5	-5		4.75	
3	3F		5.30	1.14	2	2	3	2	2	2	2	2	3		6.44	
4	FCSp4		3.20	0.73	3	2	3	2	2	2	1	2	3		3.93	
5	3Lz+1Lo		6.40	0.00	0	0	0	-1	0	0	0	0	0		6.40	
6	StSq4		3.90	1.00	2	3	3	3	2	2	2	3	3		4.90	
7	3Aq	q	8.80	x -3.66	-5	-4	-5	-4	-4	-4	-5	-5	-5		5.14	
8	3Aq+REP	F	6.16	x -4.00	-5	-5	-5	-5	-5	-5	-5	-5	-5		2.16	
9	3Lz	x	6.49	0.42	1	2	1	0	2	0	0	0	1		6.91	
10	CCoSp4		3.50	0.30	1	1	1	-1	2	0	0	3	1		3.80	
11	ChSq1		3.00	1.50	3	3	4	3	2	4	3	1	3		4.50	
12	FCCoSp4		3.50	0.90	3	3	3	2	2	3	2	2	3		4.40	
			<b>67.51</b>												<b>57.21</b>	
Program Components				Factor												
Composition				3.33	7.50	7.75	8.75	8.50	7.75	6.75	8.00	7.75	7.75			7.86
Presentation				3.33	7.25	7.75	8.25	7.50	7.50	6.75	8.25	7.25	7.25			7.54
Skating Skills				3.33	7.75	8.00	8.50	7.25	7.50	7.75	8.00	7.75	7.75			7.79
<b>Judges Total Program Component Score (factored)</b>															<b>77.22</b>	
<b>Deductions:</b>				Falls	-4.00 (3)											<b>-4.00</b>

Rank	Name	Nation	Starting Number	Total Segment Score	Total Element Score	Total Program Component Score (factored)							Total Deductions			
12	Aleksa RAKIC	CAN	4	116.82	51.59	69.23							-4.00			
#	Executed Elements	Info	Base Value	GOE	J1	J2	J3	J4	J5	J6	J7	J8	J9	Ref.	Scores of Panel	
1	4T		9.50	0.14	0	1	0	1	0	0	0	0	0		9.64	
2	3S		4.30	0.80	1	2	2	1	2	2	2	2	2		5.10	
3	3Aq	F	8.00	-4.00	-5	-5	-5	-5	-5	-5	-5	-5	-5		4.00	
4	3Lo+3Lo		9.80	0.35	0	1	1	0	1	1	0	1	1		10.15	
5	ChSq1		3.00	0.64	1	0	2	1	1	3	1	2	1		3.64	
6	FCSp3		2.80	0.36	0	1	2	1	1	3	1	1	2		3.16	
7	3A<+REP	F	4.93	x -3.20	-5	-5	-5	-5	-5	-5	-5	-5	-5		1.73	
8	1Lz	x	0.66	-0.02	-1	0	0	-1	0	-1	0	0	0		0.64	
9	3F	F	5.83	x -2.65	-5	-5	-5	-5	-5	-5	-5	-5	-5		3.18	
10	StSq3		3.30	0.33	1	1	1	1	1	1	1	1	2		3.63	
11	CCoSp3		3.00	0.51	2	1	2	2	1	2	1	2	2		3.51	
12	FCCoSp3		3.00	0.21	2	1	0	-2	1	0	1	1	1		3.21	
			<b>58.12</b>												<b>51.59</b>	
Program Components				Factor												
Composition				3.33	6.50	6.75	7.50	7.50	7.00	7.25	7.25	7.25	7.25			7.18
Presentation				3.33	6.50	6.50	7.00	6.50	6.75	6.50	7.00	6.50	7.00			6.68
Skating Skills				3.33	6.75	7.00	7.50	6.50	6.75	7.00	7.25	6.75	7.00			6.93
<b>Judges Total Program Component Score (factored)</b>															<b>69.23</b>	
<b>Deductions:</b>				Falls	-4.00 (3)											<b>-4.00</b>

Legend:							
#	Sequence number	GOE	Grade of Execution	Jx	Judges (x=1-9)	Ref.	Referee
*	Invalid element	<	Under-rotated jump	x	Credit for highlight distribution, base value multiplied by 1.1		
!	Not clear edge	REP	Jump repetition	F	Fall	q	Jump landed on the quarter

#### Official Partners:





# 2023 Skate Canada International

October 27 - 29, 2023 Vancouver, BC / CAN



Dear friends,

*On behalf of Skate Canada and the Local Organizing Committee in Vancouver, British Columbia/Yukon Section; I would like to thank you for visiting our country and this wonderful city. I hope that you have thoroughly enjoyed your experience and we look forward to welcoming you back again to Canada very soon.*

*Special congratulations to all of the athletes and coaches for their dedication and hard work as you continue to fine-tune and compete this season. To all officials, thank you for your expertise, time, and commitment to our sport. To our incredible volunteers and partners who make this all possible, thank you!*

*We hope you will take home warm memories of Skate Canada International.*

Best Regards,

Debra Armstrong  
Chief Executive Officer

Official Partners:

