



JUDGES DETAILS PER SKATER
JUNIOR SOLO DANCE RHYTHM DANCE

Rank	Name	Nation	Starting Number	Total Segment Score	Total Element Score	Total Program Component Score (factored)						Total Deductions			
1	Arina BELJAJEVA / Solo DANCE	EST	1	37.31	19.35	17.96						0.00			
#	Executed Elements	Info	Base Value	GOE	J1	J2	J3	J4	J5	J6	J7	J8	J9	Ref.	Scores of Panel
1	2RF2+kpNNY		4.00	0.00	0	0	0								4.00
2	1RF1+kpNNN		3.50	0.00	0	0	0								3.50
3	SqTwW4		3.67	0.27	1	1	0								3.94
4	DiStW1		3.48	0.00	0	0	0								3.48
5	CuLi2		3.95	0.48	1	1	1								4.43
			18.60												19.35
Program Components			Factor												
Composition			1.33	5.00	4.50	4.00							4.50		
Presentation			1.33	4.75	4.75	4.25							4.58		
Skating Skills			1.33	4.50	4.50	4.25							4.42		
Judges Total Program Component Score (factored)												17.96			
Deductions:													0.00		


Rank	Name	Nation	Starting Number	Total Segment Score	Total Element Score	Total Program Component Score (factored)						Total Deductions			
2	Anastasia OLEKHNEVA / Solo DANCE	EST	2	32.70	15.53	17.17						0.00			
#	Executed Elements	Info	Base Value	GOE	J1	J2	J3	J4	J5	J6	J7	J8	J9	Ref.	Scores of Panel
1	CuLi1		3.20	0.00	1	-1	0								3.20
2	2RF1+kpNNN		3.50	-0.53	-2	-1	0								2.97
3	1RF1+kpNNN		3.50	-0.88	-3	-1	-1								2.62
4	SqTwW3		3.30	0.13	0	1	0								3.43
5	MiStW1		3.48	-0.17	-1	0	0								3.31
			16.98												15.53
Program Components			Factor												
Composition			1.33	4.50	4.25	4.25							4.33		
Presentation			1.33	4.50	4.00	4.50							4.33		
Skating Skills			1.33	4.25	4.25	4.25							4.25		
Judges Total Program Component Score (factored)												17.17			
Deductions:													0.00		

#	Sequence number	GOE	Grade of Execution	Jx	Judges (x=1-9)	Ref.	Referee
---	-----------------	-----	--------------------	----	----------------	------	---------





Interclub Figure Skating Competition
Tallinn Trophy 2023



Tallinn / EST

November 24 - 26, 2023

JUDGES DETAILS PER SKATER
JUNIOR SOLO DANCE FREE DANCE

Rank	Name	Nation	Starting Number	Total Segment Score	Total Element Score	Total Program Component Score (factored)						Total Deductions			
1	Arina BELJAJEVA / Solo DANCE	EST	2	56.62	28.62	28.00						0.00			
#	Executed Elements	Info	Base Value	GOE	J1	J2	J3	J4	J5	J6	J7	J8	J9	Ref.	Scores of Panel
1	DiStW1		3.48	0.35	1	0	1								3.83
2	CuLi4		5.45	0.16	1	-1	1								5.61
3	SyTwW4		3.42	0.12	1	-1	1								3.54
4	DSp2		4.50	0.37	0	1	1								4.87
5	ChSt1		1.10	0.83	1	1	1								1.93
6	CuLi4		5.45	0.16	0	0	1								5.61
7	OFTW1		2.42	0.00	0	0	0								2.42
8	ChSp1		1.10	-0.29	-2	-1	-1								0.81
			26.92												28.62
Program Components				Factor											
Composition				2.00	4.75	4.75	4.50					4.67			
Presentation				2.00	4.75	5.00	4.50					4.75			
Skating Skills				2.00	4.50	4.75	4.50					4.58			
Judges Total Program Component Score (factored)												28.00			
Deductions:												0.00			

Rank	Name	Nation	Starting Number	Total Segment Score	Total Element Score	Total Program Component Score (factored)						Total Deductions			
2	Anastasia OLEKHNEVA / Solo DANCE	EST	1	36.59	11.09	25.50						0.00			
#	Executed Elements	Info	Base Value	GOE	J1	J2	J3	J4	J5	J6	J7	J8	J9	Ref.	Scores of Panel
1	SeStW1		3.48	0.17	0	0	1								3.65
2	OFTW1		2.42	-0.12	0	-1	0								2.30
3	SyTwW2		2.67	-0.36	-1	-1	-1								2.31
4	ChSt1		1.10	0.20	-1	0	1								1.30
5	ChHy		0.00	0.00	-	-	-								0.00
6	DSpB		1.80	-0.27	-1	-1	-1								1.53
			11.47												11.09
Program Components				Factor											
Composition				2.00	4.25	4.25	4.50					4.33			
Presentation				2.00	4.25	4.25	4.25					4.25			
Skating Skills				2.00	3.75	4.50	4.25					4.17			
Judges Total Program Component Score (factored)												25.50			
Deductions:												0.00			


#	Sequence number	GOE	Grade of Execution	Jx	Judges (x=1-9)	Ref.	Referee
---	-----------------	-----	--------------------	----	----------------	------	---------

printed: 25.11.2023 23:26


Page 1 / 1

Partners





Interclub Figure Skating Competition
Tallinn Trophy 2023



Tallinn / EST

November 24 - 26, 2023

JUDGES DETAILS PER SKATER
JUNIOR ICE DANCE RHYTHM DANCE

Rank	Name	Nation	Starting Number	Total Segment Score	Total Element Score	Total Program Component Score (factored)							Total Deductions		
1	Ksenia SHIPUNOVA / Miron KORJAGIN	EST	1	44.09	24.69	19.40							0.00		
#	Executed Elements	Info	Base Value	GOE	J1	J2	J3	J4	J5	J6	J7	J8	J9	Ref.	Scores of Panel
1	SILi4		5.45	0.16	0	1	0								5.61
2	2RFB+kpNNNN		2.50	0.13	0	1	0								2.63
3	1RFB+kpNNNN		2.50	0.13	0	1	0								2.63
4	SqTwW2+SqTwM4		6.59	0.27	-1	2	0								6.86
5	MiStW1+MiStM1		6.96	0.00	0	1	-1								6.96
			24.00												24.69
Program Components				Factor											
Composition				1.33	5.00	5.50	4.25								4.92
Presentation				1.33	4.50	6.00	3.75								4.75
Skating Skills				1.33	5.00	5.75	4.00								4.92
Judges Total Program Component Score (factored)															19.40
Deductions:															0.00


Legend:							
#	Sequence number	GOE	Grade of Execution	Jx	Judges (x=1-9)	Ref.	Referee

printed: 24.11.2023 14:37

Page 1 / 1

Partners





Interclub Figure Skating Competition
Tallinn Trophy 2023



Tallinn / EST

November 24 - 26, 2023

JUDGES DETAILS PER SKATER
JUNIOR ICE DANCE FREE DANCE

Rank	Name	Nation	Starting Number	Total Segment Score	Total Element Score	Total Program Component Score (factored)						Total Deductions				
1	Ksenia SHIPUNOVA / Miron KORJAGIN	EST	1	67.27	36.61	30.66						0.00				
#	Executed Elements	Info	Base Value	GOE	J1	J2	J3	J4	J5	J6	J7	J8	J9	Ref.	Scores of Panel	
1	OFTW1+OFTM1		4.84	0.48	1	0	1								5.32	
2	CuLi3		4.70	0.48	1	1	1								5.18	
3	SyTwW2+SyTwM4		6.09	-0.97	-1	-2	-1								5.12	
4	ChHy1		1.10	0.28	1	0	0								1.38	
5	SeStW1+SeStM2		7.21	0.00	1	-1	0								7.21	
6	RoLi4		5.45	0.32	0	1	1								5.77	
7	DSp3		5.25	0.00	0	0	0								5.25	
8	ChSt1		1.10	0.28	0	0	1								1.38	
			35.74												36.61	
Program Components			Factor													
Composition			2.00	5.50	5.50	4.50										5.17
Presentation			2.00	5.50	5.50	4.25										5.08
Skating Skills			2.00	5.25	5.50	4.50										5.08
Judges Total Program Component Score (factored)																30.66
Deductions:															0.00	


Legend:							
#	Sequence number	GOE	Grade of Execution	Jx	Judges (x=1-9)	Ref.	Referee

printed: 25.11.2023 23:13


Page 1 / 1

Partners





Interclub Figure Skating Competition
Tallinn Trophy 2023



Tallinn / EST

November 24 - 26, 2023

JUDGES DETAILS PER SKATER

BASIC NOVICE ICE DANCE PATTERN DANCE 2

Rank	Name	Nation	Starting Number	Total Segment Score	Total Element Score	Total Program Component Score (factored)						Total Deductions			
1	Uljana KEVORKOVA / Aleksandr KEVORKOV	EST	1	8.54	12.34	4.73						0.00			
#	Executed Elements	Info	Base Value	GOE	J1	J2	J3	J4	J5	J6	J7	J8	J9	Ref.	Scores of Panel
1	TC1Sq1		4.66	-0.47	0	-1	-1								4.19
2	TC2Sq1		4.66	-0.47	0	-1	-1								4.19
3	TC3Sq1		4.66	-0.70	-1	-1	-1								3.96
			13.98												12.34
Program Components			Factor												
	Timing		0.70	2.50	2.00	2.00							2.17		
	Presentation		0.70	3.00	2.25	2.00							2.42		
	Skating Skills		0.70	2.25	2.25	2.00							2.17		
Judges Total Program Component Score (factored)												4.73			
Deductions:												0.00			

Rank	Name	Nation	Starting Number	Total Segment Score	Total Element Score	Total Program Component Score (factored)						Total Deductions			
2	Amira MSTOJAN / Damir Darin MSTOJAN	EST	2	8.54	12.11	4.96						0.00			
#	Executed Elements	Info	Base Value	GOE	J1	J2	J3	J4	J5	J6	J7	J8	J9	Ref.	Scores of Panel
1	TC1Sq1		4.66	-0.47	0	-1	-1								4.19
2	TC2Sq1		4.66	-0.47	0	-2	0								4.19
3	TC3Sq1		4.66	-0.93	-1	-2	-1								3.73
			13.98												12.11
Program Components			Factor												
	Timing		0.70	2.75	1.75	2.00							2.17		
	Presentation		0.70	3.25	2.25	2.25							2.58		
	Skating Skills		0.70	2.75	2.00	2.25							2.33		
Judges Total Program Component Score (factored)												4.96			
Deductions:												0.00			

Rank	Name	Nation	Starting Number	Total Segment Score	Total Element Score	Total Program Component Score (factored)						Total Deductions			
3	Marie TOROP / Erik UUSTALU	EST	3	7.31	10.71	3.91						0.00			
#	Executed Elements	Info	Base Value	GOE	J1	J2	J3	J4	J5	J6	J7	J8	J9	Ref.	Scores of Panel
1	TC1Sq1		4.66	-0.93	-1	-2	-1								3.73
2	TC2Sq1		4.66	-1.17	-1	-3	-1								3.49
3	TC3Sq1		4.66	-1.17	-1	-3	-1								3.49
			13.98												10.71
Program Components			Factor												
	Timing		0.70	2.25	1.75	1.75							1.92		
	Presentation		0.70	2.00	1.75	2.00							1.92		
	Skating Skills		0.70	1.75	1.75	1.75							1.75		
Judges Total Program Component Score (factored)												3.91			
Deductions:												0.00			



#	Sequence number	GOE	Grade of Execution	Jx	Judges (x=1-9)	Ref.	Referee
---	-----------------	-----	--------------------	----	----------------	------	---------

printed: 24.11.2023 15:02

Page 1 / 1

Partners





JUDGES DETAILS PER SKATER

BASIC NOVICE ICE DANCE PATTERN DANCE 1


Rank	Name	Nation	Starting Number	Total Segment Score	Total Element Score	Total Program Component Score (factored)						Total Deductions			
1	Amira MSTOJAN / Damir Darin MSTOJAN	EST	3	8.31	12.07	4.55						0.00			
#	Executed Elements	Info	Base Value	GOE	J1	J2	J3	J4	J5	J6	J7	J8	J9	Ref.	Scores of Panel
1	FO1Sq1		3.50	-0.53	-1	-1	-1								2.97
2	FO2Sq1		3.50	-0.35	0	-1	-1								3.15
3	FO3Sq1		3.50	-0.70	-1	-2	-1								2.80
4	FO4Sq1		3.50	-0.35	0	-1	-1								3.15
			14.00												12.07
Program Components			Factor												
Timing			0.70	1.75	1.75	2.00							1.83		
Presentation			0.70	2.50	2.00	2.25							2.25		
Skating Skills			0.70	2.75	2.25	2.25							2.42		
Judges Total Program Component Score (factored)												4.55			
Deductions:											0.00				

Rank	Name	Nation	Starting Number	Total Segment Score	Total Element Score	Total Program Component Score (factored)						Total Deductions			
2	Uljana KEVORKOVA / Aleksandr KEVORKOV	EST	2	7.70	11.36	4.03						0.00			
#	Executed Elements	Info	Base Value	GOE	J1	J2	J3	J4	J5	J6	J7	J8	J9	Ref.	Scores of Panel
1	FO1Sq1		3.50	-0.88	-1	-2	-2								2.62
2	FO2Sq1		3.50	-0.53	-1	-1	-1								2.97
3	FO3Sq1		3.50	-0.53	0	-1	-2								2.97
4	FO4Sq1		3.50	-0.70	0	-2	-2								2.80
			14.00												11.36
Program Components			Factor												
Timing			0.70	1.00	1.50	1.50							1.33		
Presentation			0.70	2.25	2.25	2.00							2.17		
Skating Skills			0.70	2.50	2.25	2.00							2.25		
Judges Total Program Component Score (factored)												4.03			
Deductions:											0.00				


Rank	Name	Nation	Starting Number	Total Segment Score	Total Element Score	Total Program Component Score (factored)						Total Deductions			
3	Marie TOROP / Erik UUSTALU	EST	1	7.25	10.48	4.02						0.00			
#	Executed Elements	Info	Base Value	GOE	J1	J2	J3	J4	J5	J6	J7	J8	J9	Ref.	Scores of Panel
1	FO1Sq1		3.50	-0.88	-1	-2	-2								2.62
2	FO2Sq1		3.50	-0.88	-1	-2	-2								2.62
3	FO3Sq1		3.50	-0.88	-1	-2	-2								2.62
4	FO4Sq1		3.50	-0.88	-1	-2	-2								2.62
			14.00												10.48
Program Components			Factor												
Timing			0.70	2.00	2.00	1.75							1.92		
Presentation			0.70	2.00	2.00	1.75							1.92		
Skating Skills			0.70	2.25	2.00	1.50							1.92		
Judges Total Program Component Score (factored)												4.02			
Deductions:											0.00				

#	Sequence number	GOE	Grade of Execution	Jx	Judges (x=1-9)	Ref.	Referee
---	-----------------	-----	--------------------	----	----------------	------	---------





Interclub Figure Skating Competition
Tallinn Trophy 2023



Tallinn / EST

November 24 - 26, 2023

JUDGES DETAILS PER SKATER
BASIC NOVICE ICE DANCE FREE DANCE

Rank	Name	Nation	Starting Number	Total Segment Score	Total Element Score	Total Program Component Score (factored)						Total Deductions			
1	Uljana KEVORKOVA / Aleksandr KEVORKOV	EST	2	14.46	6.88	7.58						0.00			
#	Executed Elements	Info	Base Value	GOE	J1	J2	J3	J4	J5	J6	J7	J8	J9	Ref.	Scores of Panel
1	DSPB		1.80	0.00	1	0	-1								1.80
2	ChSI1		1.10	0.28	1	0	0								1.38
3	ChSt1		1.10	0.00	0	0	0								1.10
4	SqTwWB+SqTwM1		3.72	-1.12	-2	-2	-2								2.60
			7.72												6.88
Program Components			Factor												
Composition			1.00	3.00	2.25	2.50							2.58		
Presentation			1.00	3.00	2.50	2.50							2.67		
Skating Skills			1.00	2.50	2.25	2.25							2.33		
Judges Total Program Component Score (factored)									7.58						
Deductions:												0.00			

Rank	Name	Nation	Starting Number	Total Segment Score	Total Element Score	Total Program Component Score (factored)						Total Deductions			
2	Amira MSTOJAN / Damir Darin MSTOJAN	EST	3	13.32	5.65	7.67						0.00			
#	Executed Elements	Info	Base Value	GOE	J1	J2	J3	J4	J5	J6	J7	J8	J9	Ref.	Scores of Panel
1	ChSt1		1.10	0.00	0	0	0								1.10
2	SqTwWB+SqTwMB		2.10	-0.64	-2	-2	-2								1.46
3	DSPB		1.80	-0.09	0	-1	0								1.71
4	ChLi1		1.10	0.28	1	0	0								1.38
			6.10												5.65
Program Components			Factor												
Composition			1.00	3.00	2.25	2.75							2.67		
Presentation			1.00	3.00	2.25	2.50							2.58		
Skating Skills			1.00	2.50	2.25	2.50							2.42		
Judges Total Program Component Score (factored)									7.67						
Deductions:												0.00			

Rank	Name	Nation	Starting Number	Total Segment Score	Total Element Score	Total Program Component Score (factored)						Total Deductions			
3	Marie TOROP / Erik UUSTALU	EST	1	9.55	4.30	5.25						0.00			
#	Executed Elements	Info	Base Value	GOE	J1	J2	J3	J4	J5	J6	J7	J8	J9	Ref.	Scores of Panel
1	SqTwWB+SqTwMB		2.10	-1.05	-4	-3	-3								1.05
2	DSPB		1.80	-0.45	-1	-2	-2								1.35
3	ChSt1		1.10	-0.15	-1	-1	0								0.95
4	ChSI1		1.10	-0.15	0	-1	-1								0.95
			6.10												4.30
Program Components			Factor												
Composition			1.00	2.00	1.50	2.00							1.83		
Presentation			1.00	1.75	1.50	2.00							1.75		
Skating Skills			1.00	1.75	1.50	1.75							1.67		
Judges Total Program Component Score (factored)									5.25						
Deductions:												0.00			



#	Sequence number	GOE	Grade of Execution	Jx	Judges (x=1-9)	Ref.	Referee
---	-----------------	-----	--------------------	----	----------------	------	---------

printed: 25.11.2023 22:13

Page 1 / 1

Partners





JUDGES DETAILS PER SKATER

BASIC NOVICE SOLO DANCE PATTERN DANCE 2

Rank	Name	Nation	Starting Number	Total Segment Score	Total Element Score	Total Program Component Score (factored)	Total Deductions									
1	Marielis BORK / Solo DANCE	EST	1	8.94	13.04	4.84	0.00									
#	Executed Elements	Info	Base Value	GOE	J1	J2	J3	J4	J5	J6	J7	J8	J9	Ref.	Scores of Panel	
1	TC1Sq1		4.66	0.00	1	-1	0								4.66	
2	TC2Sq1		4.66	-0.47	0	-2	0								4.19	
3	TC3Sq1		4.66	-0.47	0	-2	0								4.19	
			13.98												13.04	
Program Components				Factor												
	Timing			0.70	2.75	1.75	1.75									2.08
	Presentation			0.70	2.75	2.25	2.25									2.42
	Skating Skills			0.70	3.00	2.25	2.00									2.42
Judges Total Program Component Score (factored)																4.84
Deductions:																0.00

Rank	Name	Nation	Starting Number	Total Segment Score	Total Element Score	Total Program Component Score (factored)	Total Deductions									
2	Elina BORK / Solo DANCE	EST	4	8.83	12.58	5.07	0.00									
#	Executed Elements	Info	Base Value	GOE	J1	J2	J3	J4	J5	J6	J7	J8	J9	Ref.	Scores of Panel	
1	TC1Sq1		4.66	-0.70	-1	-2	0								3.96	
2	TC2Sq1		4.66	-0.23	0	-1	0								4.43	
3	TC3Sq1		4.66	-0.47	-1	-1	0								4.19	
			13.98												12.58	
Program Components				Factor												
	Timing			0.70	2.75	2.00	2.25									2.33
	Presentation			0.70	2.75	2.25	2.50									2.50
	Skating Skills			0.70	2.50	2.25	2.50									2.42
Judges Total Program Component Score (factored)																5.07
Deductions:																0.00

Rank	Name	Nation	Starting Number	Total Segment Score	Total Element Score	Total Program Component Score (factored)	Total Deductions									
3	Emily RÜTMAN / Solo DANCE	EST	2	7.55	10.95	4.15	0.00									
#	Executed Elements	Info	Base Value	GOE	J1	J2	J3	J4	J5	J6	J7	J8	J9	Ref.	Scores of Panel	
1	TC1Sq1		4.66	-0.93	-1	-2	-1								3.73	
2	TC2Sq1		4.66	-1.17	-2	-2	-1								3.49	
3	TC3Sq1		4.66	-0.93	-2	-1	-1								3.73	
			13.98												10.95	
Program Components				Factor												
	Timing			0.70	2.00	1.50	1.50									1.67
	Presentation			0.70	2.50	2.25	1.75									2.17
	Skating Skills			0.70	2.25	2.00	2.00									2.08
Judges Total Program Component Score (factored)																4.15
Deductions:																0.00





Interclub Figure Skating Competition
Tallinn Trophy 2023



Tallinn / EST

November 24 - 26, 2023

JUDGES DETAILS PER SKATER

BASIC NOVICE SOLO DANCE PATTERN DANCE 2

Rank	Name	Nation	Starting Number	Total Segment Score	Total Element Score	Total Program Component Score (factored)						Total Deductions			
4	Elizabeth REBANE / Solo DANCE	EST	3	7.43	10.48	4.38						0.00			
#	Executed Elements	Info	Base Value	GOE	J1	J2	J3	J4	J5	J6	J7	J8	J9	Ref.	Scores of Panel
1	TC1Sq1		4.66	-1.40	-2	-3	-1								3.26
2	TC2Sq1		4.66	-1.17	-2	-2	-1								3.49
3	TC3Sq1		4.66	-0.93	-2	-2	0								3.73
			13.98												10.48
Program Components			Factor												
	Timing		0.70	2.00	1.50	2.00							1.83		
	Presentation		0.70	2.50	2.00	2.25							2.25		
	Skating Skills		0.70	2.25	1.75	2.50							2.17		
Judges Total Program Component Score (factored)												4.38			
Deductions:											0.00				

Rank	Name	Nation	Starting Number	Total Segment Score	Total Element Score	Total Program Component Score (factored)						Total Deductions			
5	Vasilisa DZHUKAJEVA / Solo DANCE	EST	5	6.53	9.31	3.74						0.00			
#	Executed Elements	Info	Base Value	GOE	J1	J2	J3	J4	J5	J6	J7	J8	J9	Ref.	Scores of Panel
1	TC1Sq1		4.66	-1.40	-2	-3	-1								3.26
2	TC2Sq1		4.66	-1.40	-2	-3	-1								3.26
3	TC3Sq1		4.66	-1.87	-3	-3	-2								2.79
			13.98												9.31
Program Components			Factor												
	Timing		0.70	2.00	1.25	1.50							1.58		
	Presentation		0.70	2.25	1.75	2.00							2.00		
	Skating Skills		0.70	1.75	1.50	2.00							1.75		
Judges Total Program Component Score (factored)												3.74			
Deductions:											0.00				


#	Sequence number	GOE	Grade of Execution	Jx	Judges (x=1-9)	Ref.	Referee
---	-----------------	-----	--------------------	----	----------------	------	---------

printed: 24.11.2023 15:22

Page 2 / 2

Partners





JUDGES DETAILS PER SKATER


BASIC NOVICE SOLO DANCE PATTERN DANCE 1

Rank	Name	Nation	Starting Number	Total Segment Score	Total Element Score	Total Program Component Score (factored)						Total Deductions			
1	Elizabeth REBANE / Solo DANCE	EST	5	9.19	13.12	5.25						0.00			
#	Executed Elements	Info	Base Value	GOE	J1	J2	J3	J4	J5	J6	J7	J8	J9	Ref.	Scores of Panel
1	FO1Sq1		3.50	-0.18	0	-1	0								3.32
2	FO2Sq1		3.50	0.00	1	-1	0								3.50
3	FO3Sq1		3.50	-0.35	0	-1	-1								3.15
4	FO4Sq1		3.50	-0.35	0	-1	-1								3.15
			14.00												13.12
Program Components			Factor												
Timing			0.70	2.50	2.00	2.50							2.33		
Presentation			0.70	2.75	2.25	2.75							2.58		
Skating Skills			0.70	2.75	2.25	2.75							2.58		
Judges Total Program Component Score (factored)												5.25			
Deductions:											0.00				


Rank	Name	Nation	Starting Number	Total Segment Score	Total Element Score	Total Program Component Score (factored)						Total Deductions			
2	Elina BORK / Solo DANCE	EST	1	8.61	12.42	4.79						0.00			
#	Executed Elements	Info	Base Value	GOE	J1	J2	J3	J4	J5	J6	J7	J8	J9	Ref.	Scores of Panel
1	FO1Sq1		3.50	-0.18	0	-1	0								3.32
2	FO2Sq1		3.50	-0.35	0	-2	0								3.15
3	FO3Sq1		3.50	-0.70	-1	-2	-1								2.80
4	FO4Sq1		3.50	-0.35	0	-1	-1								3.15
			14.00												12.42
Program Components			Factor												
Timing			0.70	2.50	2.00	2.25							2.25		
Presentation			0.70	2.50	2.00	2.25							2.25		
Skating Skills			0.70	2.50	2.00	2.50							2.33		
Judges Total Program Component Score (factored)												4.79			
Deductions:											0.00				

Rank	Name	Nation	Starting Number	Total Segment Score	Total Element Score	Total Program Component Score (factored)						Total Deductions			
3	Mariliis BORK / Solo DANCE	EST	3	8.00	11.72	4.27						0.00			
#	Executed Elements	Info	Base Value	GOE	J1	J2	J3	J4	J5	J6	J7	J8	J9	Ref.	Scores of Panel
1	FO1Sq1		3.50	-0.35	0	-1	-1								3.15
2	FO2Sq1		3.50	-0.53	0	-2	-1								2.97
3	FO3Sq1		3.50	-0.70	0	-2	-2								2.80
4	FO4Sq1		3.50	-0.70	0	-2	-2								2.80
			14.00												11.72
Program Components			Factor												
Timing			0.70	2.00	1.50	1.75							1.75		
Presentation			0.70	2.50	2.00	2.00							2.17		
Skating Skills			0.70	2.25	2.00	2.25							2.17		
Judges Total Program Component Score (factored)												4.27			
Deductions:											0.00				





Interclub Figure Skating Competition
Tallinn Trophy 2023



Tallinn / EST

November 24 - 26, 2023

JUDGES DETAILS PER SKATER

BASIC NOVICE SOLO DANCE PATTERN DANCE 1

Rank	Name	Nation	Starting Number	Total Segment Score	Total Element Score	Total Program Component Score (factored)						Total Deductions			
4	Emily RÜTMAN / Solo DANCE	EST	4	7.17	10.67	3.67						0.00			
#	Executed Elements	Info	Base Value	GOE	J1	J2	J3	J4	J5	J6	J7	J8	J9	Ref.	Scores of Panel
1	FO1Sq1		3.50	-0.70	0	-2	-2								2.80
2	FO2Sq1		3.50	-1.05	-1	-3	-2								2.45
3	FO3Sq1		3.50	-0.70	0	-2	-2								2.80
4	FO4Sq1		3.50	-0.88	-1	-2	-2								2.62
			14.00												10.67
Program Components			Factor												
	Timing		0.70	1.50	1.50	1.50									1.50
	Presentation		0.70	2.00	1.75	1.75									1.83
	Skating Skills		0.70	1.75	2.00	2.00									1.92
Judges Total Program Component Score (factored)						3.67									
Deductions:											0.00				

Rank	Name	Nation	Starting Number	Total Segment Score	Total Element Score	Total Program Component Score (factored)						Total Deductions			
5	Vasilisa DZHUKAJEVA / Solo DANCE	EST	2	6.18	8.91	3.44						0.00			
#	Executed Elements	Info	Base Value	GOE	J1	J2	J3	J4	J5	J6	J7	J8	J9	Ref.	Scores of Panel
1	FO1Sq1		3.50	-1.40	-2	-3	-3								2.10
2	FO2Sq1		3.50	-1.23	-2	-3	-2								2.27
3	FO3Sq1		3.50	-1.23	-2	-3	-2								2.27
4	FO4Sq1		3.50	-1.23	-2	-3	-2								2.27
			14.00												8.91
Program Components			Factor												
	Timing		0.70	1.50	1.25	1.50									1.42
	Presentation		0.70	2.00	2.00	1.50									1.83
	Skating Skills		0.70	1.50	1.75	1.75									1.67
Judges Total Program Component Score (factored)						3.44									
Deductions:											0.00				


#	Sequence number	GOE	Grade of Execution	Jx	Judges (x=1-9)	Ref.	Referee
---	-----------------	-----	--------------------	----	----------------	------	---------

printed: 24.11.2023 14:01


Page 2 / 2

Partners





Interclub Figure Skating Competition
Tallinn Trophy 2023



Tallinn / EST

November 24 - 26, 2023



JUDGES DETAILS PER SKATER
BASIC NOVICE SOLO DANCE FREE DANCE

Rank	Name	Nation	Starting Number	Total Segment Score	Total Element Score	Total Program Component Score (factored)						Total Deductions			
1	Elina BORK / Solo DANCE	EST	5	20.91	12.82	8.09						0.00			
#	Executed Elements	Info	Base Value	GOE	J1	J2	J3	J4	J5	J6	J7	J8	J9	Ref.	Scores of Panel
1	SqTwW1		2.67	-0.27	-1	-1	0								2.40
2	ChSt1		1.10	0.00	0	0	0								1.10
3	ChSt1		1.10	0.55	1	0	1								1.65
4	SILi1		3.20	0.16	0	0	1								3.36
5	DSp1		3.75	0.56	2	0	1								4.31
			11.82												12.82
Program Components				Factor											
Composition				1.00	3.25	2.25	2.75					2.75			
Presentation				1.00	3.25	2.25	2.50					2.67			
Skating Skills				1.00	2.75	2.25	3.00					2.67			
Judges Total Program Component Score (factored)												8.09			
Deductions:												0.00			

Rank	Name	Nation	Starting Number	Total Segment Score	Total Element Score	Total Program Component Score (factored)						Total Deductions			
2	Mariliis BORK / Solo DANCE	EST	4	19.37	11.62	7.75						0.00			
#	Executed Elements	Info	Base Value	GOE	J1	J2	J3	J4	J5	J6	J7	J8	J9	Ref.	Scores of Panel
1	SqTwWB		1.05	-0.21	-1	-2	-1								0.84
2	ChSt1		1.10	0.55	1	0	1								1.65
3	CuLi1		3.20	0.16	0	0	1								3.36
4	DSp1		3.75	0.37	1	0	1								4.12
5	ChSt1		1.10	0.55	1	0	1								1.65
			10.20												11.62
Program Components				Factor											
Composition				1.00	3.00	2.00	2.75					2.58			
Presentation				1.00	3.25	2.25	2.50					2.67			
Skating Skills				1.00	2.75	2.00	2.75					2.50			
Judges Total Program Component Score (factored)												7.75			
Deductions:												0.00			

Rank	Name	Nation	Starting Number	Total Segment Score	Total Element Score	Total Program Component Score (factored)						Total Deductions			
3	Emily RÜTMAN / Solo DANCE	EST	2	15.65	8.32	7.33						0.00			
#	Executed Elements	Info	Base Value	GOE	J1	J2	J3	J4	J5	J6	J7	J8	J9	Ref.	Scores of Panel
1	CuLi1		3.20	0.32	1	0	1								3.52
2	DSpB		1.80	0.09	1	-1	1								1.89
3	SqTwWB		1.05	-0.47	-4	-3	-2								0.58
4	ChSt1		1.10	0.20	1	-1	0								1.30
5	ChSt1		1.10	-0.07	0	-1	0								1.03
			8.25												8.32
Program Components				Factor											
Composition				1.00	3.25	1.75	2.50					2.50			
Presentation				1.00	3.25	2.00	2.50					2.58			
Skating Skills				1.00	2.50	1.75	2.50					2.25			
Judges Total Program Component Score (factored)												7.33			
Deductions:												0.00			






JUDGES DETAILS PER SKATER
BASIC NOVICE SOLO DANCE FREE DANCE

Rank	Name	Nation	Starting Number	Total Segment Score	Total Element Score	Total Program Component Score (factored)						Total Deductions			
4	Elizabeth REBANE / Solo DANCE	EST	3	14.57	7.32	7.25						0.00			
#	Executed Elements	Info	Base Value	GOE	J1	J2	J3	J4	J5	J6	J7	J8	J9	Ref.	Scores of Panel
1	DSPB		1.80	-0.27	-1	-2	0								1.53
2	CuLi1		3.20	-0.16	0	-1	0								3.04
3	ChSl1		1.10	0.00	0	0	0								1.10
4	SqTwW		0.00	0.00	-	-	-								0.00
5	ChSt1		1.10	0.55	1	0	1								1.65
			7.20												7.32
Program Components			Factor												
Composition			1.00	3.00	2.00	2.50							2.50		
Presentation			1.00	3.00	2.00	2.50							2.50		
Skating Skills			1.00	2.75	1.75	2.25							2.25		
Judges Total Program Component Score (factored)													7.25		
Deductions:											0.00				

Rank	Name	Nation	Starting Number	Total Segment Score	Total Element Score	Total Program Component Score (factored)						Total Deductions			
5	Vasilisa DZHUKAJEVA / Solo DANCE	EST	1	10.34	5.09	5.75						-0.50			
#	Executed Elements	Info	Base Value	GOE	J1	J2	J3	J4	J5	J6	J7	J8	J9	Ref.	Scores of Panel
1	SqTwWB		1.05	-0.47	-4	-3	-2								0.58
2	SiLiB		1.15	-0.23	-2	-2	0								0.92
3	ChSl1		1.10	-0.07	0	-1	0								1.03
4	DSPB		1.80	-0.27	-1	-1	-1								1.53
5	ChSt1		1.10	-0.07	-1	0	0								1.03
			6.20												5.09
Program Components			Factor												
Composition			1.00	2.50	1.75	2.00							2.08		
Presentation			1.00	2.00	1.75	2.00							1.92		
Skating Skills			1.00	2.00	1.50	1.75							1.75		
Judges Total Program Component Score (factored)													5.75		
Deductions:											-0.50				
Falls											-0.50 (1)				

#	Sequence number	GOE	Grade of Execution	Jx	Judges (x=1-9)	Ref.	Referee
---	-----------------	-----	--------------------	----	----------------	------	---------





JUDGES DETAILS PER SKATER


ADVANCED NOVICE SOLO DANCE PATTERN DANCE 2

Rank	Name	Nation	Starting Number	Total Segment Score	Total Element Score	Total Program Component Score (factored)						Total Deductions			
1	Ingeborga RUDZKO / Solo DANCE	EST	1	23.85	12.06	11.79						0.00			
#	Executed Elements	Info	Base Value	GOE	J1	J2	J3	J4	J5	J6	J7	J8	J9	Ref.	Scores of Panel
1	SW1Sq1Se1+kpNN		3.50	-0.35	0	-1	-1								3.15
2	SW1Sq2Se1+kpNN		3.50	-0.53	-1	-1	-1								2.97
3	SW2Sq1Se1+kpNN		3.50	-0.53	-1	-1	-1								2.97
4	SW2Sq2Se1+kpNN		3.50	-0.53	-1	-1	-1								2.97
			14.00												12.06
Program Components				Factor											
	Timing			0.93	4.25	4.00	4.25								4.17
	Presentation			0.93	4.50	4.25	4.25								4.33
	Skating Skills			0.93	4.25	4.25	4.00								4.17
Judges Total Program Component Score (factored)													11.79		
Deductions:												0.00			


Rank	Name	Nation	Starting Number	Total Segment Score	Total Element Score	Total Program Component Score (factored)						Total Deductions			
2	Linda LIIVAMÄE / Solo DANCE	EST	2	23.23	12.07	11.16						0.00			
#	Executed Elements	Info	Base Value	GOE	J1	J2	J3	J4	J5	J6	J7	J8	J9	Ref.	Scores of Panel
1	SW1Sq1Se1+kpNN		3.50	-0.35	-1	-1	0								3.15
2	SW1Sq2Se1+kpNN		3.50	-0.70	-1	-2	-1								2.80
3	SW2Sq1Se1+kpNN		3.50	-0.35	0	-2	0								3.15
4	SW2Sq2Se1+kpNN		3.50	-0.53	-1	-1	-1								2.97
			14.00												12.07
Program Components				Factor											
	Timing			0.93	4.00	3.50	4.25								3.92
	Presentation			0.93	4.50	3.75	4.00								4.08
	Skating Skills			0.93	4.25	3.75	4.00								4.00
Judges Total Program Component Score (factored)													11.16		
Deductions:												0.00			

Legend:							
#	Sequence number	GOE	Grade of Execution	Jx	Judges (x=1-9)	Ref.	Referee





Interclub Figure Skating Competition
Tallinn Trophy 2023



Tallinn / EST

November 24 - 26, 2023

JUDGES DETAILS PER SKATER

ADVANCED NOVICE SOLO DANCE PATTERN DANCE 1

Rank	Name	Nation	Starting Number	Total Segment Score	Total Element Score	Total Program Component Score (factored)							Total Deductions		
1	Ingeborga RUDZKO / Solo DANCE	EST	2	23.02	12.24	10.78							0.00		
#	Executed Elements	Info	Base Value	GOE	J1	J2	J3	J4	J5	J6	J7	J8	J9	Ref.	Scores of Panel
1	RF1Sq1+kpNN		3.50	-0.35	-1	-1	0								3.15
2	RF2Sq1+kpNN		3.50	-0.35	-1	-1	0								3.15
3	RF3Sq1+kpNN		3.50	-0.53	-2	0	-1								2.97
4	RF4Sq1+kpNN		3.50	-0.53	-2	-1	0								2.97
			14.00												12.24
Program Components				Factor											
Timing				0.93	3.00	3.75	4.25					3.67			
Presentation				0.93	3.75	4.25	4.00					4.00			
Skating Skills				0.93	3.50	4.00	4.25					3.92			
Judges Total Program Component Score (factored)												10.78			
Deductions:												0.00			

Rank	Name	Nation	Starting Number	Total Segment Score	Total Element Score	Total Program Component Score (factored)							Total Deductions		
2	Linda LIIVAMÄE / Solo DANCE	EST	1	19.51	10.31	9.70							-0.50		
#	Executed Elements	Info	Base Value	GOE	J1	J2	J3	J4	J5	J6	J7	J8	J9	Ref.	Scores of Panel
1	RF1Sq1+kpNN		3.50	-0.35	-1	-1	0								3.15
2	RF2Sq1+kpNN	F	3.50	-1.93	-4	-4	-3								1.57
3	RF3Sq1+kpNN		3.50	-0.88	-2	-2	-1								2.62
4	RF4Sq1+kpNN		3.50	-0.53	-1	-1	-1								2.97
			14.00												10.31
Program Components				Factor											
Timing				0.93	3.50	3.25	3.75					3.50			
Presentation				0.93	3.25	3.50	3.50					3.42			
Skating Skills				0.93	3.25	3.50	3.75					3.50			
Judges Total Program Component Score (factored)												9.70			
Deductions:												-0.50			
Falls				-0.50 (1)											


Legend:							
#	Sequence number	GOE	Grade of Execution	Jx	Judges (x=1-9)	Ref.	Referee
F	Fall						

printed: 24.11.2023 14:14

Page 1 / 1

Partners





JUDGES DETAILS PER SKATER

ADVANCED NOVICE ICE DANCE PATTERN DANCE 2

Rank	Name	Nation	Starting Number	Total Segment Score	Total Element Score	Total Program Component Score (factored)						Total Deductions			
1	Angela CHUVILYAEVA / Maksim SEMJONOV	EST	1	25.95	13.46	12.49						0.00			
#	Executed Elements	Info	Base Value	GOE	J1	J2	J3	J4	J5	J6	J7	J8	J9	Ref.	Scores of Panel
1	SW1Sq1Se1+kpNN		3.50	-0.18	0	-1	0								3.32
2	SW1Sq2Se1+kpNN		3.50	-0.18	0	-1	0								3.32
3	SW2Sq1Se1+kpNN		3.50	0.00	0	0	0								3.50
4	SW2Sq2Se1+kpNN		3.50	-0.18	-1	0	0								3.32
			14.00												13.46
Program Components			Factor												
	Timing		0.93	4.75	4.00	3.75									4.17
	Presentation		0.93	5.25	4.75	4.25									4.75
	Skating Skills		0.93	4.75	4.75	4.00									4.50
Judges Total Program Component Score (factored)			12.49												
Deductions:															0.00

Legend:							
#	Sequence number	GOE	Grade of Execution	Jx	Judges (x=1-9)	Ref.	Referee





Interclub Figure Skating Competition
Tallinn Trophy 2023



Tallinn / EST

November 24 - 26, 2023

JUDGES DETAILS PER SKATER

ADVANCED NOVICE ICE DANCE PATTERN DANCE 1

Rank	Name	Nation	Starting Number	Total Segment Score	Total Element Score	Total Program Component Score (factored)						Total Deductions			
1	Angela CHUVILYAEVA / Maksim SEMJONOV	EST	1	24.65	12.94	11.71						0.00			
#	Executed Elements	Info	Base Value	GOE	J1	J2	J3	J4	J5	J6	J7	J8	J9	Ref.	Scores of Panel
1	RF1Sq1+kpNN		3.50	-0.35	0	-1	-1								3.15
2	RF2Sq1+kpNN		3.50	-0.18	0	0	-1								3.32
3	RF3Sq1+kpNN		3.50	-0.35	-1	0	-1								3.15
4	RF4Sq1+kpNN		3.50	-0.18	0	0	-1								3.32
			14.00												12.94
Program Components			Factor												
	Timing		0.93	4.00	4.25	3.50									3.92
	Presentation		0.93	4.50	4.50	4.00									4.33
	Skating Skills		0.93	4.25	4.75	4.00									4.33
Judges Total Program Component Score (factored)			11.71												
Deductions:															0.00

Legend:							
#	Sequence number	GOE	Grade of Execution	Jx	Judges (x=1-9)	Ref.	Referee

printed: 24.11.2023 14:08


Page 1 / 1

Partners





Interclub Figure Skating Competition
Tallinn Trophy 2023



Tallinn / EST

November 24 - 26, 2023

JUDGES DETAILS PER SKATER
ADVANCED NOVICE ICE DANCE FREE DANCE

Rank	Name	Nation	Starting Number	Total Segment Score	Total Element Score	Total Program Component Score (factored)						Total Deductions			
1	Angela CHUVILYAEVA / Maksim SEMJONOV	EST	1	43.89	25.39	18.50						0.00			
#	Executed Elements	Info	Base Value	GOE	J1	J2	J3	J4	J5	J6	J7	J8	J9	Ref.	Scores of Panel
1	DSp3		5.25	0.19	1	0	0								5.44
2	SqTwW3+SqTwM3		6.60	-0.80	0	-2	-1								5.80
3	DiStW1+DiStM1		6.96	-0.35	0	-1	0								6.61
4	ChSt1		1.10	-0.07	0	0	-1								1.03
5	ChSt1		1.10	0.55	1	0	1								1.65
6	CuLi3		4.70	0.16	0	0	1								4.86
			25.71												25.39
Program Components			Factor												
	Composition		1.33	5.25	4.75	4.50									4.83
	Presentation		1.33	5.00	4.50	4.25									4.58
	Skating Skills		1.33	4.75	4.50	4.25									4.50
Judges Total Program Component Score (factored)															18.50
Deductions:															0.00



Legend:							
#	Sequence number	GOE	Grade of Execution	Jx	Judges (x=1-9)	Ref.	Referee

printed: 25.11.2023 22:48

Page 1 / 1

Partners







JUDGES DETAILS PER SKATER
WOMEN SHORT PROGRAM

Rank	Name	Nation	Starting Number	Total Segment Score	Total Element Score	Total Program Component Score (factored)						Total Deductions			
1	Josefin TALJEGARD	SWE	1	62.66	33.62	29.04						0.00			
#	Executed Elements	Info	Base Value	GOE	J1	J2	J3	J4	J5	J6	J7	J8	J9	Ref.	Scores of Panel
1	3Lz+2T		7.20	0.39	1	0	0	1	1						7.59
2	3F		5.30	0.88	2	0	1	2	2						6.18
3	FCSp4		3.20	0.64	3	1	2	2	2						3.84
4	2A		3.30	0.44	0	1	1	2	2						3.74
5	SSp4		2.50	0.50	2	2	1	2	2						3.00
6	StSq4		3.90	1.17	3	2	2	4	5						5.07
7	CCoSp4		3.50	0.70	2	2	2	2	4						4.20
			28.90												33.62
Program Components			Factor												
Composition			1.33	7.50	7.25	7.25	6.75	8.00							7.33
Presentation			1.33	7.75	7.25	7.00	7.25	8.25							7.42
Skating Skills			1.33	7.00	7.00	7.25	6.75	7.75							7.08
Judges Total Program Component Score (factored)														29.04	
Deductions:														0.00	

Rank	Name	Nation	Starting Number	Total Segment Score	Total Element Score	Total Program Component Score (factored)						Total Deductions			
2	Sarina JOOS	ITA	4	61.55	34.18	27.37						0.00			
#	Executed Elements	Info	Base Value	GOE	J1	J2	J3	J4	J5	J6	J7	J8	J9	Ref.	Scores of Panel
1	3F+3Tq	q	9.50	-1.06	-2	-2	-2	-2	-5						8.44
2	2A		3.30	0.44	2	1	1	1	2						3.74
3	CCoSp4		3.50	0.70	2	2	2	2	2						4.20
4	3Lz		5.90	0.98	2	0	1	2	2						6.88
5	FCSp4		3.20	0.21	0	0	1	1	1						3.41
6	StSq3		3.30	0.88	2	2	3	3	3						4.18
7	LSp4		2.70	0.63	3	0	2	2	4						3.33
			31.40												34.18
Program Components			Factor												
Composition			1.33	6.75	6.25	7.00	6.00	7.50							6.67
Presentation			1.33	7.25	5.75	7.50	6.50	7.50							7.08
Skating Skills			1.33	7.00	6.00	7.25	6.25	7.25							6.83
Judges Total Program Component Score (factored)														27.37	
Deductions:														0.00	

Rank	Name	Nation	Starting Number	Total Segment Score	Total Element Score	Total Program Component Score (factored)						Total Deductions			
3	Kristina LISOVSKAJA	EST	9	60.16	33.01	27.15						0.00			
#	Executed Elements	Info	Base Value	GOE	J1	J2	J3	J4	J5	J6	J7	J8	J9	Ref.	Scores of Panel
1	3Lz+2T		7.20	0.39	1	0	1	0	1						7.59
2	3F		5.30	0.53	2	1	1	1	0						5.83
3	FCSp4		3.20	0.75	3	3	2	2	2						3.95
4	2A		3.63	0.33	0	1	1	1	1						3.96
5	StSq4		3.90	0.52	1	1	2	2	1						4.42
6	CCoSp4		3.50	0.70	1	2	2	2	4						4.20
7	LSp4		2.70	0.36	2	1	1	1	2						3.06
			29.43												33.01
Program Components			Factor												
Composition			1.33	6.25	6.25	7.25	6.00	7.75							6.58
Presentation			1.33	7.00	6.75	7.50	6.00	8.00							7.08
Skating Skills			1.33	6.50	6.50	7.25	5.75	7.25							6.75
Judges Total Program Component Score (factored)														27.15	
Deductions:														0.00	





JUDGES DETAILS PER SKATER



WOMEN SHORT PROGRAM

Rank	Name	Nation	Starting Number	Total Segment Score	Total Element Score	Total Program Component Score (factored)						Total Deductions			
4	Julia SAUTER	ROU	12	59.50	31.58	27.92						0.00			
#	Executed Elements	Info	Base Value	GOE	J1	J2	J3	J4	J5	J6	J7	J8	J9	Ref.	Scores of Panel
1	3Lz		5.90	0.79	2	1	1	1	2						6.69
2	3T+3T		8.40	-0.14	-2	1	0	0	-1						8.26
3	FSSp3		2.60	0.43	2	2	1	1	2						3.03
4	2A		3.30	0.55	2	2	1	0	2						3.85
5	CSp4		2.60	0.35	3	2	1	1	1						2.95
6	StSq4		3.90	0.65	2	3	1	2	1						4.55
7	CCoSp3V		2.25	0.00	0	1	0	0	0						2.25
			28.95												31.58
Program Components			Factor												
Composition			1.33	7.25	6.75	6.50	5.75	7.50							6.83
Presentation			1.33	7.50	7.00	6.75	6.25	7.50							7.08
Skating Skills			1.33	7.25	7.25	6.75	6.00	7.25							7.08
Judges Total Program Component Score (factored)															27.92
Deductions:															0.00
Costume/Prop violation				(1 of 6)											

Rank	Name	Nation	Starting Number	Total Segment Score	Total Element Score	Total Program Component Score (factored)						Total Deductions			
5	Linnea CEDER	FIN	5	56.89	30.61	26.28						0.00			
#	Executed Elements	Info	Base Value	GOE	J1	J2	J3	J4	J5	J6	J7	J8	J9	Ref.	Scores of Panel
1	3S+2T		5.60	0.43	1	2	1	1	1						6.03
2	3Lz		5.90	-0.20	-1	0	0	0	-1						5.70
3	FCSp4		3.20	0.11	1	0	1	0	0						3.31
4	2A		3.63 x	0.66	2	2	1	2	2						4.29
5	StSq4		3.90	0.78	2	2	2	2	2						4.68
6	SSp4		2.50	0.25	2	1	1	1	1						2.75
7	CCoSp4		3.50	0.35	2	1	1	1	1						3.85
			28.23												30.61
Program Components			Factor												
Composition			1.33	6.25	6.50	6.75	5.75	7.00							6.50
Presentation			1.33	6.50	6.50	6.50	6.25	7.00							6.50
Skating Skills			1.33	7.00	7.00	6.50	6.00	6.75							6.75
Judges Total Program Component Score (factored)															26.28
Deductions:															0.00

Rank	Name	Nation	Starting Number	Total Segment Score	Total Element Score	Total Program Component Score (factored)						Total Deductions			
6	Alexandra FEIGIN	BUL	10	51.59	28.44	23.15						0.00			
#	Executed Elements	Info	Base Value	GOE	J1	J2	J3	J4	J5	J6	J7	J8	J9	Ref.	Scores of Panel
1	3T+3T		8.40	0.70	2	2	1	0	2						9.10
2	3Lo		4.90	-0.49	-1	-1	-1	-1	0						4.41
3	FCSp4		3.20	0.11	0	0	1	1	0						3.31
4	2A		3.63 x	0.11	0	0	0	1	1						3.74
5	CCoSp4		3.50	-0.12	-1	-2	1	0	0						3.38
6	StSq2		2.60	0.00	-2	0	1	0	0						2.60
7	LSp2		1.90	0.00	1	0	1	-2	-1						1.90
			28.13												28.44
Program Components			Factor												
Composition			1.33	5.00	6.25	6.50	4.50	6.25							5.83
Presentation			1.33	4.50	6.25	6.25	5.00	6.00							5.75
Skating Skills			1.33	4.75	6.75	6.25	4.75	6.50							5.83
Judges Total Program Component Score (factored)															23.15
Deductions:															0.00







JUDGES DETAILS PER SKATER
WOMEN SHORT PROGRAM

Rank	Name	Nation	Starting Number	Total Segment Score	Total Element Score	Total Program Component Score (factored)						Total Deductions			
7	Isabella VANDERLAAT	SWE	11	49.88	26.28	23.60						0.00			
#	Executed Elements	Info	Base Value	GOE	J1	J2	J3	J4	J5	J6	J7	J8	J9	Ref.	Scores of Panel
1	3Lz!+2Lo	!	7.60	-1.77	-3	-3	-3	-4	-3						5.83
2	3S		4.30	0.14	0	1	0	1	0						4.44
3	CCoSp3		3.00	0.40	2	1	1	2	1						3.40
4	2A	x	3.63	-0.77	-2	-2	-3	-1	-3						2.86
5	StSq3		3.30	0.22	0	2	0	1	1						3.52
6	FCSp3		2.80	0.19	1	1	0	-1	1						2.99
7	LSp4		2.70	0.54	3	2	1	2	2						3.24
			27.33												26.28
Program Components			Factor												
Composition			1.33	5.50	6.25	5.75	5.00	7.00							5.83
Presentation			1.33	5.00	6.50	6.00	5.50	7.25							6.00
Skating Skills			1.33	5.25	6.50	5.75	5.50	6.50							5.92
Judges Total Program Component Score (factored)														23.60	
Deductions:													0.00		

Rank	Name	Nation	Starting Number	Total Segment Score	Total Element Score	Total Program Component Score (factored)						Total Deductions			
8	Tara PRASAD	IND	8	48.24	27.50	20.74						0.00			
#	Executed Elements	Info	Base Value	GOE	J1	J2	J3	J4	J5	J6	J7	J8	J9	Ref.	Scores of Panel
1	3F+2T		6.60	-1.77	-3	-3	-4	-3	-5						4.83
2	3Lz		5.90	0.20	0	1	0	0	1						6.10
3	FSSp4		3.00	-0.40	-1	-2	0	-1	-2						2.60
4	2A	x	3.63	0.00	-1	0	0	0	0						3.63
5	LSp4		2.70	0.27	2	0	0	1	2						2.97
6	StSq3		3.30	0.22	-1	0	1	1	2						3.52
7	CCoSp4		3.50	0.35	1	0	1	1	1						3.85
			28.63												27.50
Program Components			Factor												
Composition			1.33	5.00	5.00	5.50	4.50	6.25							5.17
Presentation			1.33	4.75	5.00	5.75	4.75	6.50							5.17
Skating Skills			1.33	4.75	5.25	5.50	5.00	5.75							5.25
Judges Total Program Component Score (factored)														20.74	
Deductions:													0.00		

Rank	Name	Nation	Starting Number	Total Segment Score	Total Element Score	Total Program Component Score (factored)						Total Deductions			
9	Minja PELTONEN	FIN	2	45.98	24.04	22.94						-1.00			
#	Executed Elements	Info	Base Value	GOE	J1	J2	J3	J4	J5	J6	J7	J8	J9	Ref.	Scores of Panel
1	3Lz+2Lo		7.60	0.00	0	0	0	0	0						7.60
2	3Fq	q	5.30	-2.30	-4	-4	-5	-4	-5						3.00
3	FCSp4		3.20	-0.21	-1	0	1	-1	-2						2.99
4	2A	x	3.63	-1.43	-5	-4	0	-5	-4						2.20
5	StSq2		2.60	0.17	-2	1	0	1	1						2.77
6	SSp3		2.10	0.00	0	1	1	-1	-1						2.10
7	CCoSp4		3.50	-0.12	-2	1	1	0	-3						3.38
			27.93												24.04
Program Components			Factor												
Composition			1.33	5.50	6.25	6.50	5.50	5.50							5.75
Presentation			1.33	5.25	6.50	6.25	5.50	5.25							5.67
Skating Skills			1.33	5.50	6.50	6.25	5.75	5.50							5.83
Judges Total Program Component Score (factored)														22.94	
Deductions: Falls													-1.00 (1)		







JUDGES DETAILS PER SKATER
WOMEN SHORT PROGRAM

Rank	Name	Nation	Starting Number	Total Segment Score	Total Element Score	Total Program Component Score (factored)						Total Deductions				
10	Angelina KUCHVALSKA	LAT	3	45.85	22.35	23.50						0.00				
#	Executed Elements	Info	Base Value	GOE	J1	J2	J3	J4	J5	J6	J7	J8	J9	Ref.	Scores of Panel	
1	2T+2T*	*	1.30	-0.65	-5	-5	-5	-5	-5						0.65	
2	3Lzq	q	5.90	-1.18	-2	-1	-2	-2	-2						4.72	
3	FSSp4		3.00	0.30	1	2	1	1	0						3.30	
4	2A	x	3.63	0.44	2	2	1	1	1						4.07	
5	CCoSp4		3.50	0.00	-1	1	1	-2	0						3.50	
6	StSq3		3.30	0.33	1	1	0	1	1						3.63	
7	LSp3		2.40	0.08	1	-1	0	1	0						2.48	
			23.03												22.35	
Program Components			Factor													
Composition			1.33	5.50	6.25	5.75	5.50	6.00							5.75	
Presentation			1.33	6.00	6.50	6.00	5.50	6.00							6.00	
Skating Skills			1.33	5.75	6.50	5.75	6.00	6.00							5.92	
Judges Total Program Component Score (factored)																23.50
Deductions:															0.00	

Rank	Name	Nation	Starting Number	Total Segment Score	Total Element Score	Total Program Component Score (factored)						Total Deductions				
11	Petra PALMIO	FIN	13	44.03	21.64	22.39						0.00				
#	Executed Elements	Info	Base Value	GOE	J1	J2	J3	J4	J5	J6	J7	J8	J9	Ref.	Scores of Panel	
1	3T+2T		5.50	0.28	1	1	0	1	0						5.78	
2	3S		4.30	-1.58	-2	-4	-4	-3	-4						2.72	
3	FCSp4		3.20	0.00	1	0	0	0	-1						3.20	
4	2A<<	<<	1.21	-0.55	-5	-5	-5	-5	-5						0.66	
5	StSq3		3.30	0.00	0	0	0	1	0						3.30	
6	LSp3		2.40	0.08	1	1	0	0	0						2.48	
7	CCoSp4		3.50	0.00	-1	0	0	1	0						3.50	
			23.41												21.64	
Program Components			Factor													
Composition			1.33	5.25	5.50	6.00	5.75	5.50							5.58	
Presentation			1.33	5.25	5.50	5.75	5.75	5.00							5.50	
Skating Skills			1.33	5.75	5.75	5.75	6.25	5.75							5.75	
Judges Total Program Component Score (factored)																22.39
Deductions:															0.00	

Rank	Name	Nation	Starting Number	Total Segment Score	Total Element Score	Total Program Component Score (factored)						Total Deductions				
12	Ashley COLLIVER	AUS	6	40.06	19.33	20.73						0.00				
#	Executed Elements	Info	Base Value	GOE	J1	J2	J3	J4	J5	J6	J7	J8	J9	Ref.	Scores of Panel	
1	2A		3.30	0.00	-1	0	0	0	0						3.30	
2	3S		4.30	-0.14	0	-1	0	-1	0						4.16	
3	FSSp3		2.60	-0.09	2	-2	-1	0	0						2.51	
4	StSq3		3.30	0.00	0	0	0	0	0						3.30	
5	2Lo+1T*	*	1.87	-0.85	-5	-5	-5	-5	-5						1.02	
6	CCoSp4		3.50	-0.70	-2	-4	1	-2	-2						2.80	
7	LSp3		2.40	-0.16	-1	-2	0	-1	0						2.24	
			21.27												19.33	
Program Components			Factor													
Composition			1.33	5.00	4.75	5.50	4.75	5.50							5.08	
Presentation			1.33	5.25	4.75	5.75	4.75	5.50							5.17	
Skating Skills			1.33	4.75	5.25	5.50	5.25	5.75							5.33	
Judges Total Program Component Score (factored)																20.73
Deductions:															0.00	







JUDGES DETAILS PER SKATER
WOMEN SHORT PROGRAM

Rank	Name	Nation	Starting Number	Total Segment Score	Total Element Score	Total Program Component Score (factored)						Total Deductions				
13	Marietta ATKINS	POL	7	33.97	12.69	21.28						0.00				
#	Executed Elements	Info	Base Value	GOE	J1	J2	J3	J4	J5	J6	J7	J8	J9	Ref.	Scores of Panel	
1	2A		3.30	-0.99	-3	-3	-3	-2	-4						2.31	
2	1S*	*	0.00	0.00	-	-	-	-	-						0.00	
3	2Lo+COMBO		1.70	-0.85	-5	-5	-5	-5	-5						0.85	
4	LSp3		2.40	0.00	0	0	0	-1	2						2.40	
5	FSSp1		2.00	-0.67	-4	-5	-3	-3	-3						1.33	
6	StSq2		2.60	0.00	-1	0	0	1	0						2.60	
7	CCoSp3		3.00	0.20	1	0	0	1	1						3.20	
			15.00												12.69	
Program Components				Factor												
Composition				1.33	5.00	5.25	5.50	5.25	5.75							5.33
Presentation				1.33	4.50	5.25	5.00	5.50	5.75							5.25
Skating Skills				1.33	5.00	5.50	5.25	5.50	5.75							5.42
Judges Total Program Component Score (factored)													21.28			
Deductions:													0.00			

Rank	Name	Nation	Starting Number	Total Segment Score	Total Element Score	Total Program Component Score (factored)						Total Deductions				
14	Julija POLNIUK	POL	14	33.03	14.08	19.95						-1.00				
#	Executed Elements	Info	Base Value	GOE	J1	J2	J3	J4	J5	J6	J7	J8	J9	Ref.	Scores of Panel	
1	2Lo*	*	0.00	0.00	-	-	-	-	-						0.00	
2	3S<+COMBO	F	3.44	-1.72	-5	-5	-5	-5	-5						1.72	
3	FSSp1		2.00	-0.67	-3	-2	0	-5	-5						1.33	
4	CCoSp2		2.50	-0.58	-2	-2	0	-3	-3						1.92	
5	2A	x	3.63	0.33	0	1	1	1	1						3.96	
6	StSq3		3.30	-0.22	-1	0	-1	0	-2						3.08	
7	CSp3		2.30	-0.23	-2	0	-1	-1	-1						2.07	
			17.17												14.08	
Program Components				Factor												
Composition				1.33	4.75	5.00	5.75	5.00	4.75							4.92
Presentation				1.33	4.50	5.00	5.50	4.75	4.25							4.75
Skating Skills				1.33	4.75	5.50	5.75	5.25	5.25							5.33
Judges Total Program Component Score (factored)													19.95			
Deductions: Falls													-1.00 (1)			

Legend:							
#	Sequence number	GOE	Grade of Execution	Jx	Judges (x=1-9)	Ref.	Referee
*	Invalid element	<	Under-rotated jump	<<	Downgraded jump		
x	Credit for highlight distribution, base value multiplied by 1.1			!	Not clear edge	F	Fall
q	Jump landed on the quarter						







JUDGES DETAILS PER SKATER
JUNIOR WOMEN SHORT PROGRAM

Rank	Name	Nation	Starting Number	Total Segment Score	Total Element Score	Total Program Component Score (factored)						Total Deductions				
1	Anthea GRADINARU	SUI	15	57.18	31.36	25.82						0.00				
#	Executed Elements	Info	Base Value	GOE	J1	J2	J3	J4	J5	J6	J7	J8	J9	Ref.	Scores of Panel	
1	3F!+3Lo<<	<<	7.00	-2.12	-4	-5	-4	-3	-4						4.88	
2	2A		3.30	0.33	2	1	1	1	0						3.63	
3	LSp3		2.40	0.48	2	3	2	2	1						2.88	
4	3Lz	x	6.49	1.38	3	2	3	2	2						7.87	
5	FSSp4		3.00	0.60	2	2	2	1	2						3.60	
6	StSq3		3.30	0.88	3	2	3	3	2						4.18	
7	CCoSp4		3.50	0.82	3	2	3	2	2						4.32	
			28.99												31.36	
Program Components			Factor													
Composition			1.33	7.00	6.50	6.50	6.50	6.00							6.50	
Presentation			1.33	7.00	6.75	6.50	6.50	6.50							6.58	
Skating Skills			1.33	6.50	6.50	6.25	6.25	6.00							6.33	
Judges Total Program Component Score (factored)																25.82
Deductions:															0.00	

Rank	Name	Nation	Starting Number	Total Segment Score	Total Element Score	Total Program Component Score (factored)						Total Deductions				
2	Nataly LANGERBAUR	EST	8	53.01	29.18	23.83						0.00				
#	Executed Elements	Info	Base Value	GOE	J1	J2	J3	J4	J5	J6	J7	J8	J9	Ref.	Scores of Panel	
1	3Lo+3T<	<	8.26	-0.82	-2	-3	-1	-1	-2						7.44	
2	3Lze	e	4.72	-0.78	-2	-1	-1	-3	-2						3.94	
3	FSSp4		3.00	0.30	1	2	1	0	1						3.30	
4	CSp3		2.30	0.08	-1	1	1	1	-1						2.38	
5	StSq3		3.30	0.66	1	2	2	2	2						3.96	
6	2A	x	3.63	0.33	1	1	2	0	1						3.96	
7	CCoSp4		3.50	0.70	2	2	2	2	1						4.20	
			28.71												29.18	
Program Components			Factor													
Composition			1.33	5.75	5.75	6.00	6.25	6.00							5.92	
Presentation			1.33	5.50	6.00	6.25	6.00	5.50							5.83	
Skating Skills			1.33	6.00	6.25	6.25	6.50	6.00							6.17	
Judges Total Program Component Score (factored)																23.83
Deductions:															0.00	

Rank	Name	Nation	Starting Number	Total Segment Score	Total Element Score	Total Program Component Score (factored)						Total Deductions				
3	Anna IUSHCHENKOVA	ISR	12	52.58	30.30	22.28						0.00				
#	Executed Elements	Info	Base Value	GOE	J1	J2	J3	J4	J5	J6	J7	J8	J9	Ref.	Scores of Panel	
1	3Lo+3T<	<	8.26	-0.98	-2	-2	-2	-2	-2						7.28	
2	2A		3.30	0.66	2	1	2	2	2						3.96	
3	FSSp4		3.00	0.50	1	2	2	2	1						3.50	
4	3Lz	x	6.49	0.79	2	1	2	0	1						7.28	
5	CCoSp3		3.00	0.30	1	1	2	1	1						3.30	
6	StSq2		2.60	0.35	1	2	2	1	0						2.95	
7	LSp2		1.90	0.13	0	1	1	0	1						2.03	
			28.55												30.30	
Program Components			Factor													
Composition			1.33	5.75	5.75	5.50	5.75	5.00							5.67	
Presentation			1.33	5.75	6.00	5.25	5.75	4.50							5.58	
Skating Skills			1.33	5.50	5.50	5.50	5.50	4.50							5.50	
Judges Total Program Component Score (factored)																22.28
Deductions:															0.00	






JUDGES DETAILS PER SKATER
JUNIOR WOMEN SHORT PROGRAM

Rank	Name	Nation	Starting Number	Total Segment Score	Total Element Score	Total Program Component Score (factored)						Total Deductions				
4	Petra LAHTI	FIN	19	50.74	28.67	22.07						0.00				
#	Executed Elements	Info	Base Value	GOE	J1	J2	J3	J4	J5	J6	J7	J8	J9	Ref.	Scores of Panel	
1	3Sq+3T	q	8.50	-0.43	-1	-1	0	-1	-2						8.07	
2	3Lze	e	4.72	-1.10	-3	-2	-2	-3	-2						3.62	
3	FSSp4		3.00	0.00	0	-1	0	0	0						3.00	
4	2A	x	3.63	0.33	1	1	1	1	1						3.96	
5	LSp2		1.90	0.19	0	1	2	1	1						2.09	
6	CCoSp4		3.50	0.47	1	-1	2	2	1						3.97	
7	StSq3		3.30	0.66	2	1	2	2	2						3.96	
			28.55												28.67	
Program Components				Factor												
Composition				1.33	5.50	5.00	5.25	6.25	5.75							5.50
Presentation				1.33	5.75	5.25	5.50	6.25	5.75							5.67
Skating Skills				1.33	5.50	5.25	5.25	6.00	5.50							5.42
Judges Total Program Component Score (factored)															22.07	
Deductions:														0.00		

Rank	Name	Nation	Starting Number	Total Segment Score	Total Element Score	Total Program Component Score (factored)						Total Deductions				
5	Lotta ARTIMO	FIN	22	50.73	28.55	22.18						0.00				
#	Executed Elements	Info	Base Value	GOE	J1	J2	J3	J4	J5	J6	J7	J8	J9	Ref.	Scores of Panel	
1	3T+3Tq	q	8.40	-0.84	-3	-1	-1	-4	-2						7.56	
2	2A		3.30	0.33	1	1	1	1	1						3.63	
3	FSSp3		2.60	0.26	1	1	2	0	1						2.86	
4	StSq2		2.60	0.26	1	1	2	1	0						2.86	
5	3Lz	x	6.49	0.79	1	2	3	1	1						7.28	
6	LSp2		1.90	0.06	0	1	2	0	0						1.96	
7	CCoSp3V		2.25	0.15	1	0	2	1	-1						2.40	
			27.54												28.55	
Program Components				Factor												
Composition				1.33	5.50	5.50	5.75	5.50	5.00							5.50
Presentation				1.33	5.75	5.50	6.00	5.75	5.00							5.67
Skating Skills				1.33	5.75	5.25	5.75	5.50	5.00							5.50
Judges Total Program Component Score (factored)															22.18	
Deductions:														0.00		

Rank	Name	Nation	Starting Number	Total Segment Score	Total Element Score	Total Program Component Score (factored)						Total Deductions				
6	Chiara HRISTOVA	BUL	2	48.92	29.20	19.72						0.00				
#	Executed Elements	Info	Base Value	GOE	J1	J2	J3	J4	J5	J6	J7	J8	J9	Ref.	Scores of Panel	
1	2A		3.30	0.33	1	1	2	1	0						3.63	
2	3F1+2T	!	6.60	-0.18	-2	0	0	0	-1						6.42	
3	CCoSp4		3.50	0.23	1	0	2	1	0						3.73	
4	3Lz	x	6.49	0.59	1	1	2	1	-1						7.08	
5	FSSp4		3.00	0.10	1	-1	2	0	0						3.10	
6	StSq2		2.60	0.26	1	1	2	1	0						2.86	
7	CSp3		2.30	0.08	0	1	2	0	0						2.38	
			27.79												29.20	
Program Components				Factor												
Composition				1.33	5.50	4.00	4.75	5.75	4.00							4.75
Presentation				1.33	5.75	4.00	4.75	6.00	4.00							4.83
Skating Skills				1.33	5.75	4.50	5.00	5.75	5.00							5.25
Judges Total Program Component Score (factored)															19.72	
Deductions:														0.00		







JUDGES DETAILS PER SKATER
JUNIOR WOMEN SHORT PROGRAM

Rank	Name	Nation	Starting Number	Total Segment Score	Total Element Score	Total Program Component Score (factored)						Total Deductions				
7	Leona GEBARA	SWE	18	48.25	25.21	23.04						0.00				
#	Executed Elements	Info	Base Value	GOE	J1	J2	J3	J4	J5	J6	J7	J8	J9	Ref.	Scores of Panel	
1	3Lz<<	<<	2.10	-0.77	-4	-4	-3	-5	-3						1.33	
2	3T+2T		5.50	0.42	1	1	2	0	1						5.92	
3	FSSp4		3.00	0.30	1	1	2	0	1						3.30	
4	2A		3.30	0.66	2	2	2	0	2						3.96	
5	CCoSp4		3.50	0.93	2	3	3	2	3						4.43	
6	StSq2		2.60	0.43	1	2	2	2	1						3.03	
7	LSp4		2.70	0.54	2	1	3	2	2						3.24	
			22.70												25.21	
Program Components			Factor													
Composition			1.33	5.25	6.25	6.50	5.25	6.00							5.83	
Presentation			1.33	5.25	6.50	6.50	5.25	6.00							5.92	
Skating Skills			1.33	5.25	5.75	5.75	5.00	5.75							5.58	
Judges Total Program Component Score (factored)																23.04
Deductions:															0.00	

Rank	Name	Nation	Starting Number	Total Segment Score	Total Element Score	Total Program Component Score (factored)						Total Deductions				
8	Olesja LEONOVA	EST	13	47.88	26.94	20.94						0.00				
#	Executed Elements	Info	Base Value	GOE	J1	J2	J3	J4	J5	J6	J7	J8	J9	Ref.	Scores of Panel	
1	3Fq+2T	q	6.60	-1.24	-2	-3	-1	-2	-3						5.36	
2	2A		3.30	0.11	1	0	1	0	0						3.41	
3	FSSp4		3.00	0.30	2	1	2	0	-1						3.30	
4	3Lz<	<	5.19	-0.94	-1	-2	-2	-2	-3						4.25	
5	CSp4		2.60	0.43	2	2	2	1	0						3.03	
6	StSq3		3.30	0.44	1	2	2	1	1						3.74	
7	CCoSp4		3.50	0.35	1	1	2	0	1						3.85	
			27.49												26.94	
Program Components			Factor													
Composition			1.33	5.25	5.25	5.25	5.50	5.00							5.25	
Presentation			1.33	5.50	5.75	5.00	5.25	4.50							5.25	
Skating Skills			1.33	5.50	5.25	5.25	5.25	4.50							5.25	
Judges Total Program Component Score (factored)																20.94
Deductions:															0.00	

Rank	Name	Nation	Starting Number	Total Segment Score	Total Element Score	Total Program Component Score (factored)						Total Deductions				
9	Marta Helena PRANGEL	EST	26	46.73	27.23	19.50						0.00				
#	Executed Elements	Info	Base Value	GOE	J1	J2	J3	J4	J5	J6	J7	J8	J9	Ref.	Scores of Panel	
1	3Lo+2T		6.20	0.00	0	0	1	0	0						6.20	
2	3Lz		5.90	-0.20	0	-1	0	0	-1						5.70	
3	CCoSp3		3.00	0.00	0	0	1	0	0						3.00	
4	2A	x	3.63	0.33	2	1	2	0	0						3.96	
5	FSSp4		3.00	0.20	1	1	2	0	0						3.20	
6	StSq2		2.60	0.09	0	0	1	0	1						2.69	
7	LSp3		2.40	0.08	1	-1	2	0	0						2.48	
			26.73												27.23	
Program Components			Factor													
Composition			1.33	5.00	4.00	5.75	4.75	5.00							4.92	
Presentation			1.33	5.25	4.25	5.25	4.50	5.00							4.92	
Skating Skills			1.33	5.50	4.50	5.00	4.75	4.75							4.83	
Judges Total Program Component Score (factored)																19.50
Deductions:															0.00	







JUDGES DETAILS PER SKATER
JUNIOR WOMEN SHORT PROGRAM

Rank	Name	Nation	Starting Number	Total Segment Score	Total Element Score	Total Program Component Score (factored)						Total Deductions			
10	Iida KARHUNEN	FIN	27	46.29	25.80	22.49						-2.00			
#	Executed Elements	Info	Base Value	GOE	J1	J2	J3	J4	J5	J6	J7	J8	J9	Ref.	Scores of Panel
1	3F+COMBO	F	5.30	-2.65	-5	-5	-5	-5	-5						2.65
2	2A		3.30	-0.66	-1	-2	-2	-2	-3						2.64
3	FSSp2		2.30	0.31	2	1	3	1	0						2.61
4	3Lz	x	6.49	0.39	1	0	2	0	1						6.88
5	StSq3		3.30	0.55	2	1	2	2	1						3.85
6	CCoSp4		3.50	0.70	2	2	3	2	2						4.20
7	LSp4		2.70	0.27	2	1	2	0	0						2.97
			26.89											25.80	
Program Components				Factor											
Composition				1.33	6.00	5.50	6.00	6.00	5.50					5.83	
Presentation				1.33	5.50	5.25	5.75	6.00	4.75					5.50	
Skating Skills				1.33	5.75	5.25	6.00	5.75	5.00					5.58	
Judges Total Program Component Score (factored)														22.49	
Deductions:		Time violation	-1.00	Falls							-1.00 (1)	-2.00			

Rank	Name	Nation	Starting Number	Total Segment Score	Total Element Score	Total Program Component Score (factored)						Total Deductions			
11	Sabina ALIEVA	AZE	28	44.26	26.30	18.96						-1.00			
#	Executed Elements	Info	Base Value	GOE	J1	J2	J3	J4	J5	J6	J7	J8	J9	Ref.	Scores of Panel
1	3Lz!	!	5.90	-0.20	-1	0	0	0	-2						5.70
2	3Lo+2T		6.20	0.16	1	0	1	0	-1						6.36
3	FSSp4		3.00	0.00	0	0	-3	0	0						3.00
4	2A	F	3.63	-1.65	-5	-5	-5	-5	-5						1.98
5	StSq2		2.60	0.17	1	1	1	0	0						2.77
6	CCoSp4		3.50	0.35	0	1	1	2	1						3.85
7	LSp3		2.40	0.24	1	1	2	1	0						2.64
			27.23											26.30	
Program Components				Factor											
Composition				1.33	5.50	4.50	4.75	4.00	5.00					4.75	
Presentation				1.33	5.25	4.75	4.75	4.75	4.25					4.75	
Skating Skills				1.33	5.75	4.75	4.75	4.50	4.75					4.75	
Judges Total Program Component Score (factored)														18.96	
Deductions:		Falls	-1.00	(1)							-1.00				

Rank	Name	Nation	Starting Number	Total Segment Score	Total Element Score	Total Program Component Score (factored)						Total Deductions			
12	Adela VALLOVA	CZE	21	43.72	21.23	22.49						0.00			
#	Executed Elements	Info	Base Value	GOE	J1	J2	J3	J4	J5	J6	J7	J8	J9	Ref.	Scores of Panel
1	3T+2T		5.50	0.42	1	1	2	1	0						5.92
2	2Aq	q	3.30	-0.44	-1	-1	-1	-2	-2						2.86
3	FSSp3		2.60	0.17	1	1	2	0	0						2.77
4	2Lz	x	2.31	0.07	1	0	1	0	-1						2.38
5	CCoSp3		3.00	0.30	1	1	2	1	1						3.30
6	StSq1		1.80	0.30	2	2	2	1	1						2.10
7	LSp2		1.90	0.00	0	0	2	0	0						1.90
			20.41											21.23	
Program Components				Factor											
Composition				1.33	5.50	5.75	5.75	5.50	5.50					5.58	
Presentation				1.33	5.75	6.25	6.00	5.50	5.75					5.83	
Skating Skills				1.33	5.50	5.75	5.50	5.50	5.25					5.50	
Judges Total Program Component Score (factored)														22.49	
Deductions:												0.00			







JUDGES DETAILS PER SKATER
JUNIOR WOMEN SHORT PROGRAM

Rank	Name	Nation	Starting Number	Total Segment Score	Total Element Score	Total Program Component Score (factored)						Total Deductions				
13	Nikola FOMCHENKOVA	LAT	24	42.72	23.44	19.28						0.00				
#	Executed Elements	Info	Base Value	GOE	J1	J2	J3	J4	J5	J6	J7	J8	J9	Ref.	Scores of Panel	
1	3F!+2T	!	6.60	-0.35	-1	0	1	-1	-1						6.25	
2	3Lz		5.90	-1.97	-4	-3	-2	-3	-4						3.93	
3	2A		3.30	0.11	1	0	2	0	0						3.41	
4	FSSp1		2.00	0.20	1	1	2	1	0						2.20	
5	CCoSp3		3.00	-0.10	-1	0	1	-2	0						2.90	
6	StSq2		2.60	-0.09	0	0	1	-1	-2						2.51	
7	LSp3		2.40	-0.16	0	-1	1	-1	-1						2.24	
			25.80												23.44	
Program Components				Factor												
Composition				1.33	5.25	4.50	5.75	4.25	4.75							4.83
Presentation				1.33	5.25	4.75	5.50	4.25	4.25							4.75
Skating Skills				1.33	5.50	4.75	5.75	4.50	4.50							4.92
Judges Total Program Component Score (factored)															19.28	
Deductions:												0.00				

Rank	Name	Nation	Starting Number	Total Segment Score	Total Element Score	Total Program Component Score (factored)						Total Deductions				
14	Noelle STREULI	POL	3	42.41	21.46	21.95						-1.00				
#	Executed Elements	Info	Base Value	GOE	J1	J2	J3	J4	J5	J6	J7	J8	J9	Ref.	Scores of Panel	
1	3F!+1T*	*	5.30	-2.65	-5	-5	-5	-5	-5						2.65	
2	2A		3.30	0.66	2	2	2	1	2						3.96	
3	CCoSp4		3.50	0.82	2	1	3	2	3						4.32	
4	3Lz<<	F	2.31	x -1.05	-5	-5	-5	-5	-5						1.26	
5	FSSp3		2.60	0.35	2	2	0	1	1						2.95	
6	StSq3		3.30	0.22	1	0	1	1	0						3.52	
7	LSp3		2.40	0.40	3	0	4	2	0						2.80	
			22.71												21.46	
Program Components				Factor												
Composition				1.33	5.75	5.50	5.25	5.75	5.00							5.50
Presentation				1.33	6.00	5.25	5.00	5.75	4.25							5.33
Skating Skills				1.33	6.25	5.75	5.50	5.75	5.50							5.67
Judges Total Program Component Score (factored)															21.95	
Deductions: Falls												-1.00 (1)				

Rank	Name	Nation	Starting Number	Total Segment Score	Total Element Score	Total Program Component Score (factored)						Total Deductions				
15	Chiara SCHÖLL	SUI	20	42.36	22.41	20.95						-1.00				
#	Executed Elements	Info	Base Value	GOE	J1	J2	J3	J4	J5	J6	J7	J8	J9	Ref.	Scores of Panel	
1	3Lz<<	F	2.10	-1.05	-5	-5	-5	-5	-5						1.05	
2	3T+2T		5.50	-0.14	0	-1	0	0	-1						5.36	
3	CCoSp4		3.50	0.23	1	-1	0	1	1						3.73	
4	2A	x	3.63	0.44	2	1	2	1	1						4.07	
5	LSp3		2.40	0.16	1	1	2	0	0						2.56	
6	StSq2		2.60	0.35	2	1	2	1	1						2.95	
7	FSSp3		2.60	0.09	1	0	1	-1	0						2.69	
			22.33												22.41	
Program Components				Factor												
Composition				1.33	5.50	5.00	5.75	5.25	4.75							5.25
Presentation				1.33	5.50	5.25	5.50	5.25	5.00							5.33
Skating Skills				1.33	5.75	5.00	5.50	5.00	4.75							5.17
Judges Total Program Component Score (factored)															20.95	
Deductions: Falls												-1.00 (1)				







JUDGES DETAILS PER SKATER
JUNIOR WOMEN SHORT PROGRAM

Rank	Name	Nation	Starting Number	Total Segment Score	Total Element Score	Total Program Component Score (factored)						Total Deductions			
16	Emelie Louise RINNE	EST	23	42.25	21.52	20.73						0.00			
#	Executed Elements	Info	Base Value	GOE	J1	J2	J3	J4	J5	J6	J7	J8	J9	Ref.	Scores of Panel
1	2A		3.30	0.22	1	1	1	0	0						3.52
2	3Lz!	!	5.90	-0.20	-1	0	1	0	-1						5.70
3	LSp3		2.40	0.08	1	1	-2	0	0						2.48
4	3Fe<+2T	<	4.93	x -1.27	-4	-4	-5	-4	-3						3.66
5	FSSp1		2.00	-0.20	-1	-1	-1	0	-3						1.80
6	StSq2		2.60	0.26	1	2	1	1	0						2.86
7	CCoSp1V		1.50	0.00	0	-1	0	0	0						1.50
			22.63												21.52
Program Components			Factor												
Composition			1.33	5.75	5.75	5.00	4.75	4.75							5.17
Presentation			1.33	6.00	5.75	5.25	4.75	5.00							5.33
Skating Skills			1.33	5.75	5.50	5.00	4.50	4.75							5.08
Judges Total Program Component Score (factored)														20.73	
Deductions:													0.00		

Rank	Name	Nation	Starting Number	Total Segment Score	Total Element Score	Total Program Component Score (factored)						Total Deductions			
17	Elizabeth NOU	EST	31	41.30	19.48	22.82						-1.00			
#	Executed Elements	Info	Base Value	GOE	J1	J2	J3	J4	J5	J6	J7	J8	J9	Ref.	Scores of Panel
1	2A		3.30	0.66	2	2	3	2	1						3.96
2	3Lzq	F	5.90	-2.95	-5	-5	-5	-5	-5						2.95
3	CCoSp2V		1.88	0.32	2	1	2	2	0						2.20
4	3T<+2T	<	5.13	x -1.12	-3	-4	-3	-3	-4						4.01
5	FSSp		0.00	0.00	-	-	-	-	-						0.00
6	StSq2		2.60	0.43	2	1	2	2	0						3.03
7	LSp4		2.70	0.63	3	2	3	2	1						3.33
			21.51												19.48
Program Components			Factor												
Composition			1.33	6.00	4.50	6.25	6.25	5.25							5.83
Presentation			1.33	5.75	5.00	6.25	6.00	5.00							5.58
Skating Skills			1.33	6.00	5.25	6.00	6.00	5.00							5.75
Judges Total Program Component Score (factored)														22.82	
Deductions: Falls													-1.00 (1)		

Rank	Name	Nation	Starting Number	Total Segment Score	Total Element Score	Total Program Component Score (factored)						Total Deductions			
18	Valeria PRUTTSSENKO	EST	5	39.31	19.68	19.63						0.00			
#	Executed Elements	Info	Base Value	GOE	J1	J2	J3	J4	J5	J6	J7	J8	J9	Ref.	Scores of Panel
1	3Lzq	q	5.90	-1.18	-2	-2	-2	-2	-2						4.72
2	3Tq+2T	q	5.50	-0.84	-2	-2	-2	-2	0						4.66
3	LSp2		1.90	0.19	1	1	2	1	0						2.09
4	A*	*	0.00	x 0.00	-	-	-	-	-						0.00
5	FSSp3		2.60	0.43	2	2	2	1	0						3.03
6	StSq1		1.80	0.18	0	1	2	2	0						1.98
7	CCoSp3		3.00	0.20	1	0	2	1	0						3.20
			20.70												19.68
Program Components			Factor												
Composition			1.33	4.00	5.75	3.75	6.00	5.00							4.92
Presentation			1.33	4.50	5.50	4.00	5.75	4.00							4.67
Skating Skills			1.33	4.75	5.75	4.25	6.00	5.00							5.17
Judges Total Program Component Score (factored)														19.63	
Deductions:													0.00		





JUDGES DETAILS PER SKATER



JUNIOR WOMEN SHORT PROGRAM

Rank	Name	Nation	Starting Number	Total Segment Score	Total Element Score	Total Program Component Score (factored)						Total Deductions			
19	SelmaSiri LARSEN	DEN	1	38.87	20.70	18.17						0.00			
#	Executed Elements	Info	Base Value	GOE	J1	J2	J3	J4	J5	J6	J7	J8	J9	Ref.	Scores of Panel
1	3S+2T		5.60	0.14	0	0	1	1	0						5.74
2	1Lz!*	*	0.00	0.00	-	-	-	-	-						0.00
3	CSp4		2.60	0.26	0	1	2	2	0						2.86
4	2Aq	q	3.63	x -0.55	-2	-1	-1	-2	-2						3.08
5	FSSp3		2.60	0.09	-1	1	2	0	0						2.69
6	StSq2		2.60	0.00	0	0	0	0	-1						2.60
7	CCoSp4		3.50	0.23	-1	1	1	1	0						3.73
			20.53												20.70
Program Components			Factor												
Composition			1.33	4.50	4.25	4.25	5.25	4.00							4.33
Presentation			1.33	5.00	4.50	4.25	5.00	3.75							4.58
Skating Skills			1.33	4.75	4.75	4.50	5.00	4.75							4.75
Judges Total Program Component Score (factored)														18.17	
Deductions:															0.00

Rank	Name	Nation	Starting Number	Total Segment Score	Total Element Score	Total Program Component Score (factored)						Total Deductions			
20	Polina KUROTSKINA	EST	11	37.17	18.44	18.73						0.00			
#	Executed Elements	Info	Base Value	GOE	J1	J2	J3	J4	J5	J6	J7	J8	J9	Ref.	Scores of Panel
1	2A		3.30	0.44	2	1	1	1	2						3.74
2	2F+2T		3.10	0.12	1	1	1	0	0						3.22
3	CSp3		2.30	0.23	1	1	2	1	0						2.53
4	2Lze	e	1.85	x -0.45	-3	-1	-2	-3	-3						1.40
5	FSSp3		2.60	-0.09	0	-1	0	0	-1						2.51
6	StSq1		1.80	-0.06	0	-2	1	0	-1						1.74
7	CCoSp3		3.00	0.30	1	1	2	1	0						3.30
			17.95												18.44
Program Components			Factor												
Composition			1.33	4.75	4.25	4.00	5.00	4.75							4.58
Presentation			1.33	4.75	4.75	4.00	4.75	4.00							4.50
Skating Skills			1.33	5.00	5.25	4.25	5.00	5.00							5.00
Judges Total Program Component Score (factored)														18.73	
Deductions:															0.00

Rank	Name	Nation	Starting Number	Total Segment Score	Total Element Score	Total Program Component Score (factored)						Total Deductions			
21	Linda DZERVE	LAT	29	36.43	17.38	19.05						0.00			
#	Executed Elements	Info	Base Value	GOE	J1	J2	J3	J4	J5	J6	J7	J8	J9	Ref.	Scores of Panel
1	2A<	<	2.64	-0.53	-2	-2	-3	-2	-2						2.11
2	3Lz<<	<<	2.10	-1.05	-5	-5	-5	-5	-5						1.05
3	FSSp3		2.60	-0.09	-1	0	-2	0	0						2.51
4	StSq2		2.60	0.09	0	1	1	0	0						2.69
5	2F+2T		3.41	x 0.00	0	0	1	0	0						3.41
6	CSp3		2.30	0.31	1	2	2	1	1						2.61
7	CCoSp3		3.00	0.00	0	0	1	0	0						3.00
			18.65												17.38
Program Components			Factor												
Composition			1.33	4.50	4.50	5.00	5.00	4.50							4.67
Presentation			1.33	4.75	5.00	4.75	5.00	4.25							4.83
Skating Skills			1.33	4.75	4.75	5.00	5.25	4.50							4.83
Judges Total Program Component Score (factored)														19.05	
Deductions:															0.00







JUDGES DETAILS PER SKATER
JUNIOR WOMEN SHORT PROGRAM

Rank	Name	Nation	Starting Number	Total Segment Score	Total Element Score	Total Program Component Score (factored)						Total Deductions			
22	Lilly ALMGREN-LIDMAN	SWE	4	35.50	18.09	17.41						0.00			
#	Executed Elements	Info	Base Value	GOE	J1	J2	J3	J4	J5	J6	J7	J8	J9	Ref.	Scores of Panel
1	3Lz		5.90	-0.98	-3	-2	-1	-1	-2						4.92
2	1S*+2T	*	1.30	-0.65	-5	-5	-5	-5	-5						0.65
3	FSSp3		2.60	0.17	0	1	2	1	0						2.77
4	2A	x	3.63	-1.21	-4	-2	-4	-3	-4						2.42
5	CSp4		2.60	0.26	1	1	2	1	0						2.86
6	CCoSp2		2.50	0.17	-1	1	2	1	0						2.67
7	StSq1		1.80	0.00	0	-1	1	1	-1						1.80
			20.33												18.09
Program Components			Factor												
Composition			1.33	4.00	4.50	4.00	5.25	3.50							4.17
Presentation			1.33	4.50	4.25	4.00	5.25	3.50							4.25
Skating Skills			1.33	4.50	5.00	4.50	5.00	4.25							4.67
Judges Total Program Component Score (factored)														17.41	
Deductions:													0.00		

Rank	Name	Nation	Starting Number	Total Segment Score	Total Element Score	Total Program Component Score (factored)						Total Deductions			
23	Adeele TEIVEJOE	EST	6	33.33	16.81	17.52						-1.00			
#	Executed Elements	Info	Base Value	GOE	J1	J2	J3	J4	J5	J6	J7	J8	J9	Ref.	Scores of Panel
1	2A		3.30	-0.11	0	-1	0	-1	0						3.19
2	3S+COMBO	F	4.30	-2.15	-5	-5	-5	-5	-5						2.15
3	FSSp3		2.60	0.17	1	1	2	0	0						2.77
4	2Lz	x	2.31	0.00	0	0	0	0	0						2.31
5	CSp3		2.30	0.23	1	1	2	1	1						2.53
6	CCoSp1		2.00	0.00	0	-1	1	0	0						2.00
7	StSq1		1.80	0.06	1	0	2	0	0						1.86
			18.61												16.81
Program Components			Factor												
Composition			1.33	4.50	5.25	4.50	4.00	4.00							4.33
Presentation			1.33	4.50	5.75	4.25	3.75	3.75							4.17
Skating Skills			1.33	4.75	5.50	4.50	4.25	4.75							4.67
Judges Total Program Component Score (factored)														17.52	
Deductions: Falls													-1.00 (1)		

Rank	Name	Nation	Starting Number	Total Segment Score	Total Element Score	Total Program Component Score (factored)						Total Deductions			
24	Darja LEETBERG	EST	14	33.19	16.23	16.96						0.00			
#	Executed Elements	Info	Base Value	GOE	J1	J2	J3	J4	J5	J6	J7	J8	J9	Ref.	Scores of Panel
1	3S<+2T	<	4.74	-1.26	-3	-4	-4	-4	-3						3.48
2	2A<	<	2.64	-0.79	-3	-3	-3	-4	-2						1.85
3	LSp3		2.40	0.32	2	1	2	1	0						2.72
4	StSq1		1.80	0.00	0	-3	0	0	0						1.80
5	2Lz	x	2.31	0.07	1	0	1	0	0						2.38
6	FSSp1		2.00	-0.33	-1	-3	-2	-2	0						1.67
7	CCoSp3V		2.25	0.08	0	-1	1	1	0						2.33
			18.14												16.23
Program Components			Factor												
Composition			1.33	4.25	3.75	3.25	4.00	4.75							4.00
Presentation			1.33	4.50	4.00	3.25	4.25	4.25							4.17
Skating Skills			1.33	4.75	4.50	3.50	4.50	4.75							4.58
Judges Total Program Component Score (factored)														16.96	
Deductions:													0.00		





JUDGES DETAILS PER SKATER JUNIOR WOMEN SHORT PROGRAM

Rank	Name	Nation	Starting Number	Total Segment Score	Total Element Score	Total Program Component Score (factored)							Total Deductions		
25	Helina KULL	EST	10	32.32	17.15	16.17							-1.00		
#	Executed Elements	Info	Base Value	GOE	J1	J2	J3	J4	J5	J6	J7	J8	J9	Ref.	Scores of Panel
1	2Lz		2.10	0.14	1	0	1	0	2						2.24
2	3S+COMBO	F	4.30	-2.15	-5	-5	-5	-5	-5						2.15
3	FSSp3		2.60	-0.43	-2	-1	-2	0	-2						2.17
4	2A		3.63	-0.11	0	-1	1	0	-1						3.52
5	StSq1		1.80	-0.12	1	-2	0	-1	-1						1.68
6	LSp2		1.90	0.19	1	0	2	1	1						2.09
7	CCoSp3		3.00	0.30	1	1	2	1	1						3.30
			19.33												17.15
Program Components				Factor											
Composition				1.33	4.25	4.25	3.50	3.75	4.75					4.08	
Presentation				1.33	4.50	4.50	3.25	3.75	3.25					3.83	
Skating Skills				1.33	4.75	5.25	3.50	3.75	4.25					4.25	
Judges Total Program Component Score (factored)													16.17		
Deductions:				Falls	-1.00 (1)								-1.00		

Rank	Name	Nation	Starting Number	Total Segment Score	Total Element Score	Total Program Component Score (factored)							Total Deductions		
26	Diana ERPORT	EST	17	31.19	14.67	16.52							0.00		
#	Executed Elements	Info	Base Value	GOE	J1	J2	J3	J4	J5	J6	J7	J8	J9	Ref.	Scores of Panel
1	2Lz		2.10	0.14	1	1	2	0	-1						2.24
2	F*+COMBO+1T*	*	0.00	0.00	-	-	-	-	-						0.00
3	FSSp3		2.60	0.43	2	2	2	1	0						3.03
4	2A		3.30	-0.33	-1	-1	0	-1	-1						2.97
5	StSq2		2.60	-0.09	0	-2	1	0	-1						2.51
6	CSp2		1.80	-0.30	-1	-2	-2	-1	-2						1.50
7	CCoSp2		2.50	-0.08	0	0	-1	-1	0						2.42
			14.90												14.67
Program Components				Factor											
Composition				1.33	4.50	5.00	3.50	4.00	3.50					4.00	
Presentation				1.33	4.50	4.75	3.25	4.00	2.75					3.92	
Skating Skills				1.33	4.75	5.25	3.50	4.50	4.25					4.50	
Judges Total Program Component Score (factored)													16.52		
Deductions:													0.00		

Rank	Name	Nation	Starting Number	Total Segment Score	Total Element Score	Total Program Component Score (factored)							Total Deductions		
27	Varvara MOROZOVA	EST	7	30.02	15.29	14.73							0.00		
#	Executed Elements	Info	Base Value	GOE	J1	J2	J3	J4	J5	J6	J7	J8	J9	Ref.	Scores of Panel
1	3F!q+2T	!	6.60	-1.77	-3	-5	-4	-3	-3						4.83
2	1Lz*	*	0.00	0.00	-	-	-	-	-						0.00
3	LSp2		1.90	-0.38	-2	-2	-2	-2	-3						1.52
4	2A		3.30	0.00	0	0	1	0	-1						3.30
5	CCoSp3		3.00	0.30	1	1	2	1	0						3.30
6	StSq2		2.60	-0.26	-1	0	-1	-1	-2						2.34
7	FSSp		0.00	0.00	-	-	-	-	-						0.00
			17.40												15.29
Program Components				Factor											
Composition				1.33	3.75	4.25	3.00	3.75	3.25					3.58	
Presentation				1.33	4.25	5.25	3.00	3.50	2.50					3.58	
Skating Skills				1.33	4.50	5.00	3.25	4.00	3.25					3.92	
Judges Total Program Component Score (factored)													14.73		
Deductions:													0.00		






JUDGES DETAILS PER SKATER
JUNIOR WOMEN SHORT PROGRAM

Rank	Name	Nation	Starting Number	Total Segment Score	Total Element Score	Total Program Component Score (factored)						Total Deductions			
28	Adelija MATJUNINA	LAT	25	26.38	11.54	16.84						-2.00			
#	Executed Elements	Info	Base Value	GOE	J1	J2	J3	J4	J5	J6	J7	J8	J9	Ref.	Scores of Panel
1	3S<<+COMBO	F	1.30	-0.65	-5	-5	-5	-5	-5						0.65
2	3Lz<<	<<	2.10	-1.05	-5	-5	-5	-5	-5						1.05
3	CCoSp2V		1.88	-0.06	0	-1	1	-1	0						1.82
4	2A	F	3.63	x -1.65	-5	-5	-5	-5	-5						1.98
5	StSq2		2.60	0.00	-1	0	0	0	0						2.60
6	FSSp1		2.00	-0.40	-3	-2	-2	-1	-2						1.60
7	LSp2		1.90	-0.06	0	0	0	-1	-2						1.84
			15.41												11.54
Program Components				Factor											
Composition				1.33	4.25	4.50	4.75	3.75	4.25						4.33
Presentation				1.33	4.25	4.25	4.00	4.00	4.00						4.08
Skating Skills				1.33	4.50	4.50	4.00	4.25	4.00						4.25
Judges Total Program Component Score (factored)														16.84	
Deductions:		Falls											-2.00 (2)		

Rank	Name	Nation	Starting Number	Total Segment Score	Total Element Score	Total Program Component Score (factored)						Total Deductions			
29	Katarina KALME	EST	9	24.35	10.39	15.96						-2.00			
#	Executed Elements	Info	Base Value	GOE	J1	J2	J3	J4	J5	J6	J7	J8	J9	Ref.	Scores of Panel
1	3S<<+COMBO	F	1.30	-0.65	-5	-5	-5	-5	-5						0.65
2	2A	F	3.30	-1.65	-5	-5	-5	-5	-5						1.65
3	FSSp3		2.60	-0.09	-2	-1	0	0	0						2.51
4	2Lz!	!	2.31	x -0.21	-2	-1	-1	-1	-1						2.10
5	StSq1		1.80	-0.06	0	-1	-1	0	0						1.74
6	CSp2		1.80	-0.06	-1	-1	1	0	0						1.74
7	CCoSp		0.00	0.00	-	-	-	-	-						0.00
			13.11												10.39
Program Components				Factor											
Composition				1.33	3.75	5.00	4.25	4.00	4.50						4.25
Presentation				1.33	3.75	5.25	3.75	3.50	3.75						3.75
Skating Skills				1.33	3.75	5.25	3.50	3.75	4.50						4.00
Judges Total Program Component Score (factored)														15.96	
Deductions:		Falls											-2.00 (2)		

Legend:							
#	Sequence number	GOE	Grade of Execution	Jx	Judges (x=1-9)	Ref.	Referee
*	Invalid element	e	Wrong edge	<	Under-rotated jump	<<	Downgraded jump
x	Credit for highlight distribution, base value multiplied by 1.1			!	Not clear edge	F	Fall
q	Jump landed on the quarter						





JUDGES DETAILS PER SKATER
JUNIOR WOMEN FREE SKATING

Rank	Name	Nation	Starting Number	Total Segment Score	Total Element Score	Total Program Component Score (factored)	Total Deductions
1	lida KARHUNEN	FIN	20	112.81	64.51	48.30	0.00

#	Executed Elements	Info	Base Value	GOE	J1	J2	J3	J4	J5	J6	J7	J8	J9	Ref.	Scores of Panel
1	3F+3Tq	q	9.50	-0.18	-2	0	0	-1	0						9.32
2	2A		3.30	0.44	1	2	2	0	1						3.74
3	3Lz		5.90	0.98	1	2	1	2	2						6.88
4	CCoSp4		3.50	0.82	1	3	2	2	3						4.32
5	3Lz+2T+2Lo		8.90	0.59	0	1	1	1	1						9.49
6	ChSq1		3.00	1.00	1	2	2	3	2						4.00
7	3F		5.83	x 0.71	0	2	2	1	1						6.54
8	3Lo+2A+SEQ		9.02	x 0.49	0	1	2	1	1						9.51
9	3S		4.73	x 0.29	0	1	1	0	2						5.02
10	FSSp2		2.30	0.15	0	1	1	2	0						2.45
11	LSp4		2.70	0.54	1	2	2	2	3						3.24
			58.68												64.51
Program Components			Factor												
Composition			2.67	5.75	5.75	6.25	6.50	6.50							6.17
Presentation			2.67	5.50	6.00	5.75	6.25	6.50							6.00
Skating Skills			2.67	5.75	6.00	5.75	6.00	6.25							5.92
Judges Total Program Component Score (factored)												48.30			

Deductions:

0.00



Rank	Name	Nation	Starting Number	Total Segment Score	Total Element Score	Total Program Component Score (factored)	Total Deductions
2	Nataly LANGERBAUR	EST	28	98.46	48.85	49.61	0.00

#	Executed Elements	Info	Base Value	GOE	J1	J2	J3	J4	J5	J6	J7	J8	J9	Ref.	Scores of Panel
1	3Lo		4.90	1.31	2	3	3	2	3						6.21
2	3F		5.30	0.00	0	0	0	0	-1						5.30
3	3Lo+2A+SEQ		8.20	0.82	0	1	2	2	2						9.02
4	3Fq+2T<	<	6.34	-2.30	-4	-4	-5	-4	-5						4.04
5	SSp4		2.50	0.42	1	2	2	2	1						2.92
6	ChSq1		3.00	1.17	2	2	3	3	2						4.17
7	3Lz<	<	5.19	x -0.78	-2	-2	-3	-1	-1						4.41
8	2S		1.43	x -0.04	-1	-1	0	0	0						1.39
9	2A+1Eu<<+2F<	<<	5.21	x -1.65	-5	-5	-5	-5	-5						3.56
10	FCSp4		3.20	0.43	0	1	1	2	2						3.63
11	CCoSp4		3.50	0.70	1	2	2	2	2						4.20
			48.77												48.85
Program Components			Factor												
Composition			2.67	6.00	6.00	6.00	6.50	6.25							6.08
Presentation			2.67	5.75	5.75	5.75	6.50	6.50							6.00
Skating Skills			2.67	6.25	6.50	6.25	6.75	6.75							6.50
Judges Total Program Component Score (factored)												49.61			

Deductions:

0.00





JUDGES DETAILS PER SKATER
JUNIOR WOMEN FREE SKATING

Rank	Name	Nation	Starting Number	Total Segment Score	Total Element Score	Total Program Component Score (factored)	Total Deductions
3	Petra LAHTI	FIN	26	97.71	48.78	48.93	0.00

#	Executed Elements	Info	Base Value	GOE	J1	J2	J3	J4	J5	J6	J7	J8	J9	Ref.	Scores of Panel
1	3S+3T		8.50	1.00	1	4	3	2	2						9.50
2	3Lzeq+1Eu+2S	e	6.52	-1.89	-4	-4	-5	-4	-4						4.63
3	2A		3.30	0.55	1	2	2	1	2						3.85
4	3F<	<	4.24	-0.42	-2	-1	-1	-1	-1						3.82
5	LSp3		2.40	0.32	0	2	2	1	1						2.72
6	2Lo+2T		3.30	0.00	0	0	1	0	0						3.30
7	3Lo<	<	4.31	x -0.39	-1	-1	-1	-2	-1						3.92
8	FCSp3		2.80	0.47	1	2	2	2	1						3.27
9	ChSq1		3.00	1.50	1	3	3	3	3						4.50
10	3S		4.73	x 0.57	0	2	1	1	3						5.30
11	CCoSp4		3.50	0.47	0	1	2	1	2						3.97
			46.60												48.78
Program Components			Factor												
Composition			2.67	5.25	6.25	5.75	6.25	6.25	6.25						6.08
Presentation			2.67	5.50	6.50	6.00	6.25	6.25						6.17	
Skating Skills			2.67	5.75	6.25	5.50	6.25	6.50						6.08	
Judges Total Program Component Score (factored)													48.93		

Deductions:

0.00

Rank	Name	Nation	Starting Number	Total Segment Score	Total Element Score	Total Program Component Score (factored)	Total Deductions
4	Chiara SCHÖLL	SUI	15	97.43	53.70	44.73	-1.00


#	Executed Elements	Info	Base Value	GOE	J1	J2	J3	J4	J5	J6	J7	J8	J9	Ref.	Scores of Panel
1	3Lz+1Eu+2S		7.70	0.59	1	0	1	1	1						8.29
2	3S+2T		5.60	0.43	1	1	2	1	1						6.03
3	3Lo		4.90	0.00	0	-1	0	0	1						4.90
4	CCoSp4		3.50	0.35	1	0	2	1	1						3.85
5	3T+2A+SEQ		7.50	0.42	0	1	1	1	1						7.92
6	3S		4.73	x -0.29	0	-2	-1	-1	0						4.44
7	2A		3.63	x 0.55	1	1	2	2	2						4.18
8	3T		4.62	x 0.00	0	-1	0	0	1						4.62
9	FSSp4		3.00	0.30	0	1	2	1	1						3.30
10	ChSq1		3.00	0.67	1	1	2	2	1						3.67
11	FCCoSp3		3.00	-0.50	0	-1	-2	-4	-2						2.50
			51.18												53.70
Program Components			Factor												
Composition			2.67	5.50	4.75	5.75	6.00	5.50						5.58	
Presentation			2.67	5.25	5.00	5.50	6.25	5.75						5.50	
Skating Skills			2.67	5.75	5.00	5.50	5.75	6.25						5.67	
Judges Total Program Component Score (factored)													44.73		

Deductions: Falls

-1.00 (1)

-1.00





JUDGES DETAILS PER SKATER
JUNIOR WOMEN FREE SKATING

Rank	Name	Nation	Starting Number	Total Segment Score	Total Element Score	Total Program Component Score (factored)	Total Deductions
5	Anthea GRADINARU	SUI	29	97.04	49.41	49.63	-2.00

#	Executed Elements	Info	Base Value	GOE	J1	J2	J3	J4	J5	J6	J7	J8	J9	Ref.	Scores of Panel
1	3Lz		5.90	1.38	3	2	2	2	3						7.28
2	3F!+2Lo	!	7.00	0.35	0	1	1	1	-1						7.35
3	3Lo	F	4.90	-2.45	-5	-5	-5	-5	-5						2.45
4	3S		4.30	0.86	1	2	2	2	2						5.16
5	FSSp4		3.00	0.60	1	2	2	2	3						3.60
6	3Lz+1A+SEQ	F	7.70	x -2.75	-5	-4	-5	-4	-5						4.95
7	3Fe+2T+2Lo	e	7.96	x -0.71	-2	-2	-1	0	-2						7.25
8	1A		1.21	x -0.04	-1	0	0	0	-1						1.17
9	CCoSp3		3.00	0.40	1	1	2	2	0						3.40
10	ChSq1		3.00	1.17	2	2	3	3	1						4.17
11	FCCoSp3V		2.25	0.38	2	2	2	1	1						2.63
			50.22												49.41
Program Components			Factor												
Composition			2.67	6.25	6.25	6.00	6.75	5.75							6.17
Presentation			2.67	6.25	6.00	5.75	6.50	6.25							6.17
Skating Skills			2.67	6.50	6.25	6.00	6.50	6.00							6.25
Judges Total Program Component Score (factored)													49.63		



Deductions:	Falls	-2.00 (2)	-2.00
--------------------	-------	-----------	--------------

Rank	Name	Nation	Starting Number	Total Segment Score	Total Element Score	Total Program Component Score (factored)	Total Deductions
6	Noelle STREULI	POL	16	91.19	46.80	45.39	-1.00

#	Executed Elements	Info	Base Value	GOE	J1	J2	J3	J4	J5	J6	J7	J8	J9	Ref.	Scores of Panel
1	3Lz+2A+2T+SEQ		10.50	0.79	1	2	2	1	1						11.29
2	2A+2T		4.60	0.55	1	2	2	1	2						5.15
3	3Loq	q	4.90	-0.65	-2	-1	-1	-2	-1						4.25
4	3F!	!	5.30	-2.12	-4	-4	-5	-4	-3						3.18
5	FCCoSp4		3.50	0.58	2	2	2	1	0						4.08
6	3Lz<	F	5.19	x -2.36	-5	-5	-5	-5	-5						2.83
7	1F!+2T*	*	0.55	x -0.05	-1	-1	-1	-1	-1						0.50
8	ChSq1		3.00	0.67	2	1	2	1	1						3.67
9	3S		4.73	x 0.57	1	1	2	1	2						5.30
10	FCSp3		2.80	0.75	3	3	2	1	3						3.55
11	CCoSp2		2.50	0.50	2	2	2	2	2						3.00
			47.57												46.80
Program Components			Factor												
Composition			2.67	5.75	5.25	5.50	5.75	6.25							5.67
Presentation			2.67	5.75	5.25	5.25	5.75	5.75							5.58
Skating Skills			2.67	6.00	5.75	5.25	5.50	6.25							5.75
Judges Total Program Component Score (factored)													45.39		

Deductions:	Falls	-1.00 (1)	-1.00
--------------------	-------	-----------	--------------





JUDGES DETAILS PER SKATER
JUNIOR WOMEN FREE SKATING

Rank	Name	Nation	Starting Number	Total Segment Score	Total Element Score	Total Program Component Score (factored)	Total Deductions
7	Marta Helena PRANGEL	EST	21	90.19	47.47	42.72	0.00

#	Executed Elements	Info	Base Value	GOE	J1	J2	J3	J4	J5	J6	J7	J8	J9	Ref.	Scores of Panel
1	3Lo		4.90	0.65	1	2	2	1	1						5.55
2	3Lz		5.90	0.20	0	1	1	0	0						6.10
3	3S+1A+SEQ		5.40	0.29	0	1	1	0	1						5.69
4	3Lo+REP		3.43	0.33	1	0	2	1	0						3.76
5	CCoSp3		3.00	0.40	0	2	2	1	1						3.40
6	2Lz+2T		3.74	x 0.00	0	0	0	0	0						3.74
7	2A+2T		5.06	x 0.11	0	0	2	0	1						5.17
8	3Sq	q	4.73	x -0.86	-2	-2	-2	-2	-1						3.87
9	FCCoSp4		3.50	0.47	1	2	2	1	1						3.97
10	ChSq1		3.00	0.50	0	0	2	2	1						3.50
11	LSp3		2.40	0.32	1	2	1	1	2						2.72
			45.06												47.47
Program Components			Factor												
Composition			2.67	4.75	5.00	5.50	5.50	5.50	5.50						5.33
Presentation			2.67	5.00	5.50	5.00	5.25	5.50						5.25	
Skating Skills			2.67	5.25	5.50	5.25	5.50	5.50						5.42	
Judges Total Program Component Score (factored)													42.72		

Deductions:

0.00

Rank	Name	Nation	Starting Number	Total Segment Score	Total Element Score	Total Program Component Score (factored)	Total Deductions
8	Elizabeth NOU	EST	13	89.59	44.53	46.06	-1.00



#	Executed Elements	Info	Base Value	GOE	J1	J2	J3	J4	J5	J6	J7	J8	J9	Ref.	Scores of Panel
1	2A+1Eu+3S<	<	7.24	-0.23	-1	0	0	-2	-1						7.01
2	3Lz+2T		7.20	0.39	0	1	2	1	0						7.59
3	3F<	<	4.24	-0.85	-2	-2	-2	-2	-2						3.39
4	FSSp2		2.30	0.08	0	1	1	0	0						2.38
5	3T+2T		5.50	0.42	1	1	3	1	1						5.92
6	3T<	<	3.70	x -0.45	-2	-1	-1	-1	-2						3.25
7	3Lz<	F	5.19	x -2.36	-5	-5	-5	-5	-5						2.83
8	CCoSp4		3.50	0.35	1	1	2	1	0						3.85
9	ChSq1		3.00	0.83	2	1	3	2	1						3.83
10	2A<	<	2.90	x -0.26	-2	0	-1	-2	2						2.64
11	LSp2		1.90	-0.06	-1	0	0	0	-2						1.84
			46.67												44.53
Program Components			Factor												
Composition			2.67	5.50	5.50	6.25	5.75	5.00						5.58	
Presentation			2.67	5.75	6.00	6.00	6.00	5.50						5.92	
Skating Skills			2.67	5.50	5.75	6.25	6.00	5.50						5.75	
Judges Total Program Component Score (factored)													46.06		

Deductions: Falls

-1.00 (1)

-1.00





JUDGES DETAILS PER SKATER
JUNIOR WOMEN FREE SKATING

Rank	Name	Nation	Starting Number	Total Segment Score	Total Element Score	Total Program Component Score (factored)						Total Deductions			
9	Nikola FOMCHENKOVA	LAT	17	88.54	44.91	43.63						0.00			
#	Executed Elements	Info	Base Value	GOE	J1	J2	J3	J4	J5	J6	J7	J8	J9	Ref.	Scores of Panel
1	3Lo+2A+SEQ		8.20	0.49	1	2	1	0	1						8.69
2	3Lz+2T+2Lo		8.90	0.39	0	1	2	1	0						9.29
3	2Lz		2.10	0.07	1	0	1	0	0						2.17
4	3Lz		5.90	0.59	0	1	2	1	1						6.49
5	CCoSp3		3.00	0.40	1	2	2	1	-1						3.40
6	2A		3.63	x 0.11	-1	2	1	0	0						3.74
7	S		0.00	x 0.00	-	-	-	-	-						0.00
8	LSp2		1.90	-0.06	0	0	-1	-2	1						1.84
9	ChSq1		3.00	0.50	1	0	2	1	1						3.50
10	2F+2T		3.41	x 0.00	0	0	1	0	0						3.41
11	FSSp2		2.30	0.08	0	1	2	0	-1						2.38
			42.34												44.91
Program Components				Factor											
Composition				2.67	5.00	5.25	5.50	5.00	5.50					5.25	
Presentation				2.67	5.25	5.50	5.50	5.25	5.50					5.42	
Skating Skills				2.67	5.50	5.75	5.75	5.25	6.00					5.67	
Judges Total Program Component Score (factored)												43.63			

Deductions:



0.00

Rank	Name	Nation	Starting Number	Total Segment Score	Total Element Score	Total Program Component Score (factored)						Total Deductions			
10	Leona GEBARA	SWE	23	84.98	39.59	45.39						0.00			
#	Executed Elements	Info	Base Value	GOE	J1	J2	J3	J4	J5	J6	J7	J8	J9	Ref.	Scores of Panel
1	3S+2T		5.60	0.14	0	0	0	1	1						5.74
2	3Tq+2T	q	5.50	-0.56	-2	-1	-1	-2	-1						4.94
3	3Sq	q	4.30	-2.15	-5	-5	-5	-5	-2						2.15
4	2A		3.30	-1.21	-4	-3	-3	-4	-4						2.09
5	3T		4.20	0.00	0	0	0	0	2						4.20
6	CCoSp4		3.50	0.70	0	2	2	2	2						4.20
7	ChSq1		3.00	0.67	1	1	3	2	1						3.67
8	2A		3.63	x -1.32	-5	-4	-4	-4	-4						2.31
9	2Lz+1Eu+2Feq	e	4.44	x -0.84	-4	-4	-5	-4	-2						3.60
10	FCSp4		3.20	0.43	0	2	2	1	1						3.63
11	LSp4		2.70	0.36	0	1	1	2	2						3.06
			43.37												39.59
Program Components				Factor											
Composition				2.67	4.75	5.50	5.75	6.00	6.00					5.75	
Presentation				2.67	5.00	5.50	6.00	5.75	6.00					5.75	
Skating Skills				2.67	5.25	5.75	5.50	5.50	5.50					5.50	
Judges Total Program Component Score (factored)												45.39			

Deductions:

0.00





JUDGES DETAILS PER SKATER
JUNIOR WOMEN FREE SKATING

Rank	Name	Nation	Starting Number	Total Segment Score	Total Element Score	Total Program Component Score (factored)						Total Deductions			
11	Lotta ARTIMO	FIN	25	84.92	42.20	42.72						0.00			
#	Executed Elements	Info	Base Value	GOE	J1	J2	J3	J4	J5	J6	J7	J8	J9	Ref.	Scores of Panel
1	3T		4.20	-0.84	-2	-2	-1	-2	-3						3.36
2	3Lz+1Eu+2S		7.70	-0.20	-1	0	0	-1	0						7.50
3	3Lz		5.90	0.59	0	1	2	1	1						6.49
4	2A<+2T	<	3.94	-0.53	-2	-1	-2	-2	-2						3.41
5	FCSp4		3.20	0.00	0	0	2	0	0						3.20
6	2F!	!	1.98	x -0.18	-1	-1	0	-1	-1						1.80
7	2F+2T		3.41	x 0.00	0	0	1	0	0						3.41
8	3S<	<	3.78	x -1.03	-3	-3	-4	-3	-3						2.75
9	ChSq1		3.00	0.67	1	1	2	1	2						3.67
10	LSp3		2.40	0.24	1	1	2	1	1						2.64
11	CCoSp4		3.50	0.47	0	1	2	2	1						3.97
			43.01												42.20
Program Components			Factor												
Composition			2.67	5.00	5.00	5.50	5.50	4.75							5.17
Presentation			2.67	5.25	5.25	5.75	5.50	4.75							5.33
Skating Skills			2.67	5.50	5.25	5.75	5.75	5.25							5.50
Judges Total Program Component Score (factored)													42.72		

Deductions:


0.00

Rank	Name	Nation	Starting Number	Total Segment Score	Total Element Score	Total Program Component Score (factored)						Total Deductions			
12	Chiara HRISTOVA	BUL	24	83.21	42.70	40.51						0.00			
#	Executed Elements	Info	Base Value	GOE	J1	J2	J3	J4	J5	J6	J7	J8	J9	Ref.	Scores of Panel
1	3Lz+2T		7.20	0.79	0	2	2	0	2						7.99
2	3T		4.20	0.28	0	1	1	1	0						4.48
3	3S<	<	3.44	-0.92	-3	0	-3	-2	-3						2.52
4	2A+2A<+SEQ	<	5.94	-1.43	-4	-4	-5	-4	-5						4.51
5	CCoSp4		3.50	0.47	1	1	2	2	1						3.97
6	3Lzq	q	6.49	x -1.77	-3	-3	-4	-3	-3						4.72
7	3Fe<+2T+2Loq	<	6.80	x -1.59	-5	-5	-5	-5	-5						5.21
8	3Fe<	<	3.50	x -1.48	-5	-4	-5	-2	-5						2.02
9	FSSp2		2.30	0.08	0	1	2	0	0						2.38
10	ChSq1		3.00	0.17	0	0	1	1	0						3.17
11	FCCoSp1		2.00	-0.27	-1	0	-2	-1	-2						1.73
			48.37												42.70
Program Components			Factor												
Composition			2.67	5.00	4.75	4.75	5.75	5.00							4.92
Presentation			2.67	5.00	4.50	4.75	5.75	5.00							4.92
Skating Skills			2.67	5.50	5.25	5.00	6.00	5.25							5.33
Judges Total Program Component Score (factored)													40.51		

Deductions:

0.00





JUDGES DETAILS PER SKATER
JUNIOR WOMEN FREE SKATING

Rank	Name	Nation	Starting Number	Total Segment Score	Total Element Score	Total Program Component Score (factored)	Total Deductions
13	Olesja LEONOVA	EST	22	82.80	41.87	40.93	0.00

#	Executed Elements	Info	Base Value	GOE	J1	J2	J3	J4	J5	J6	J7	J8	J9	Ref.	Scores of Panel
1	3Fq	q	5.30	-0.71	-2	-1	-1	-2	-1						4.59
2	3Lz<+2T	<	6.02	-0.94	-2	-2	-3	-2	-2						5.08
3	3Lo+1Eu+2S		6.70	0.00	0	0	1	0	0						6.70
4	FSSp3		2.60	0.17	0	1	1	1	0						2.77
5	3Lz!<	<	4.72	-1.42	-3	-3	-3	-3	-3						3.30
6	3S+2T		6.16	x 0.14	0	0	1	1	0						6.30
7	A		0.00	x 0.00	-	-	-	-	-						0.00
8	3S		4.73	x 0.29	0	0	1	1	1						5.02
9	CSp1		1.40	0.23	2	1	2	2	1						1.63
10	ChSq1		3.00	0.33	0	1	1	1	0						3.33
11	CCoSp4		3.50	-0.35	0	-2	-1	1	-2						3.15
			44.13												41.87
Program Components			Factor												
Composition			2.67	5.00	4.75	5.00	5.75	5.00							5.00
Presentation			2.67	5.25	4.75	4.75	5.75	5.00							5.00
Skating Skills			2.67	5.50	5.25	5.00	5.75	5.25							5.33
Judges Total Program Component Score (factored)													40.93		

Deductions:

0.00

Rank	Name	Nation	Starting Number	Total Segment Score	Total Element Score	Total Program Component Score (factored)	Total Deductions
14	Anna IUSHCHENKOVA	ISR	27	81.24	41.07	41.17	-1.00

#	Executed Elements	Info	Base Value	GOE	J1	J2	J3	J4	J5	J6	J7	J8	J9	Ref.	Scores of Panel
1	3Lz	F	5.90	-2.95	-5	-5	-5	-5	-5						2.95
2	1S		0.40	0.00	0	0	0	0	0						0.40
3	3Loq	q	4.90	-0.98	-2	-4	-2	-2	-2						3.92
4	2A		3.30	0.33	1	1	1	1	0						3.63
5	FSSp3		2.60	0.09	0	1	2	0	0						2.69
6	ChSq1		3.00	0.00	0	-2	0	1	0						3.00
7	1Fe		0.44	x -0.11	-3	-2	-3	-2	-3						0.33
8	3Lz+3T<	<	10.19	x -1.18	-2	-2	-2	-1	-2						9.01
9	3Lo+2A+2T+SEQ		10.45	x 0.00	0	0	0	0	0						10.45
10	CCoSp3		3.00	-0.40	-1	-2	1	-1	-2						2.60
11	LSp2		1.90	0.19	0	1	1	1	1						2.09
			46.08												41.07
Program Components			Factor												
Composition			2.67	5.25	5.25	4.75	6.00	4.75							5.08
Presentation			2.67	5.00	5.00	4.75	5.75	4.75							4.92
Skating Skills			2.67	5.50	5.50	5.00	6.00	5.25							5.42
Judges Total Program Component Score (factored)													41.17		

Deductions: Falls

-1.00 (1)

-1.00






JUDGES DETAILS PER SKATER
JUNIOR WOMEN FREE SKATING

Rank	Name	Nation	Starting Number	Total Segment Score	Total Element Score	Total Program Component Score (factored)						Total Deductions			
15	Lilly ALMGREN-LIDMAN	SWE	8	77.25	41.44	37.81						-2.00			
#	Executed Elements	Info	Base Value	GOE	J1	J2	J3	J4	J5	J6	J7	J8	J9	Ref.	Scores of Panel
1	3Sq	F	4.30	-2.15	-5	-5	-5	-5	-5						2.15
2	3T+2T		5.50	0.42	0	1	1	1	2						5.92
3	3Sq+REP	F	3.01	-2.15	-5	-5	-5	-5	-5						0.86
4	CCoSp4		3.50	0.70	1	2	3	2	2						4.20
5	2A+2T		4.60	0.11	0	1	0	0	1						4.71
6	3T+1A+2Lo+SEQ		7.70	x -0.56	-2	-1	-1	-1	-2						7.14
7	2A		3.63	x 0.33	1	1	1	1	1						3.96
8	FSSp4		3.00	0.20	0	1	1	0	1						3.20
9	ChSq1		3.00	0.83	1	3	2	2	1						3.83
10	2Lz		2.31	x 0.21	1	1	1	1	1						2.52
11	CSp4		2.60	0.35	1	1	2	1	2						2.95
			43.15											41.44	
Program Components				Factor											
Composition				2.67	4.00	5.25	4.25	4.75	4.75					4.58	
Presentation				2.67	4.50	5.50	4.50	4.75	5.00					4.75	
Skating Skills				2.67	4.50	5.50	4.50	4.75	5.25					4.83	
Judges Total Program Component Score (factored)														37.81	
Deductions:			Falls	-2.00	(2)								-2.00		

Rank	Name	Nation	Starting Number	Total Segment Score	Total Element Score	Total Program Component Score (factored)						Total Deductions			
16	Adela VALLOVA	CZE	18	74.83	32.55	44.28						-2.00			
#	Executed Elements	Info	Base Value	GOE	J1	J2	J3	J4	J5	J6	J7	J8	J9	Ref.	Scores of Panel
1	3T+2T		5.50	0.42	1	1	1	1	2						5.92
2	3S<	F	3.44	-1.72	-5	-5	-5	-5	-5						1.72
3	2A+1Eu+2S		5.10	0.33	0	1	1	1	1						5.43
4	2Lz		2.10	0.07	0	0	1	0	1						2.17
5	FCCoSp4		3.50	-0.12	-1	-1	1	0	0						3.38
6	3S<<+REP	<<	1.00	x -0.65	-5	-5	-5	-5	-5						0.35
7	3T<	F	3.70	x -1.68	-5	-5	-5	-5	-5						2.02
8	CCoSp3		3.00	0.20	0	0	2	1	1						3.20
9	ChSq1		3.00	0.33	0	1	1	1	0						3.33
10	2Lz		2.31	x 0.00	0	0	1	0	0						2.31
11	LSp3		2.40	0.32	1	1	2	1	2						2.72
			35.05											32.55	
Program Components				Factor											
Composition				2.67	5.00	5.50	5.50	5.75	5.75					5.58	
Presentation				2.67	5.25	5.25	5.75	5.50	5.75					5.50	
Skating Skills				2.67	5.25	5.50	5.25	5.75	6.00					5.50	
Judges Total Program Component Score (factored)														44.28	
Deductions:			Falls	-2.00	(2)								-2.00		







JUDGES DETAILS PER SKATER
JUNIOR WOMEN FREE SKATING

Rank	Name	Nation	Starting Number	Total Segment Score	Total Element Score	Total Program Component Score (factored)						Total Deductions				
17	SelmaSiri LARSEN	DEN	11	72.46	30.86	43.60						-2.00				
#	Executed Elements	Info	Base Value	GOE	J1	J2	J3	J4	J5	J6	J7	J8	J9	Ref.	Scores of Panel	
1	3S<	F	3.44	-1.72	-5	-5	-5	-5	-5						1.72	
2	2A+2T		4.60	0.55	1	2	2	1	2						5.15	
3	3Lo<	F	3.92	-1.96	-5	-5	-5	-5	-5						1.96	
4	FSSp4		3.00	0.40	1	1	2	1	2						3.40	
5	2Aq	q	3.30	-1.32	-4	-3	-4	-4	-4						1.98	
6	2Lz+1A+SEQ		3.52	0.14	1	1	2	0	0						3.66	
7	2F	x	1.98	0.06	0	1	2	0	0						2.04	
8	CSp2		1.80	-0.06	0	0	1	-1	-1						1.74	
9	ChSq1		3.00	0.50	1	1	2	0	1						3.50	
10	2Lo	x	1.87	0.11	1	0	1	0	1						1.98	
11	CCoSp4		3.50	0.23	0	0	2	1	1						3.73	
			33.93												30.86	
Program Components				Factor												
Composition				2.67	5.00	6.00	6.00	4.75	5.25							5.42
Presentation				2.67	5.25	6.25	6.00	4.50	5.50							5.58
Skating Skills				2.67	5.00	6.00	5.50	4.75	5.50							5.33
Judges Total Program Component Score (factored)															43.60	
Deductions:				Falls	-2.00	(2)									-2.00	

Rank	Name	Nation	Starting Number	Total Segment Score	Total Element Score	Total Program Component Score (factored)						Total Deductions				
18	Sabina ALIEVA	AZE	19	64.65	34.94	34.71						-5.00				
#	Executed Elements	Info	Base Value	GOE	J1	J2	J3	J4	J5	J6	J7	J8	J9	Ref.	Scores of Panel	
1	3Lz!+1Eu+2S	!	7.70	-0.59	-1	-1	-1	-1	-1						7.11	
2	3Lo+2T		6.20	0.00	0	0	1	0	0						6.20	
3	2A	F	3.30	-1.65	-5	-5	-5	-5	-5						1.65	
4	3Lz!q	!	5.90	-2.95	-5	-5	-5	-5	-5						2.95	
5	FCCoSp4		3.50	0.00	0	1	0	0	-1						3.50	
6	3Fq	F	5.83	-2.65	-5	-5	-5	-5	-5						3.18	
7	3S	x	4.73	-2.15	-5	-5	-5	-5	-5						2.58	
8	3Sq+REP	F	3.31	-2.15	-5	-5	-5	-5	-5						1.16	
9	ChSq1		3.00	-0.33	-3	0	-1	-1	0						2.67	
10	CCoSp3V		2.25	0.08	0	1	2	0	-1						2.33	
11	FCSp2		2.30	-0.69	-3	-3	-3	-1	-3						1.61	
			48.02												34.94	
Program Components				Factor												
Composition				2.67	4.25	4.50	4.00	4.50	4.00							4.25
Presentation				2.67	4.25	4.00	4.00	4.25	4.00							4.08
Skating Skills				2.67	5.00	4.75	4.50	4.75	4.25							4.67
Judges Total Program Component Score (factored)															34.71	
Deductions:				Time violation	-1.00		Falls									-5.00
															-4.00 (4)	





JUDGES DETAILS PER SKATER
JUNIOR WOMEN FREE SKATING

Rank	Name	Nation	Starting Number	Total Segment Score	Total Element Score	Total Program Component Score (factored)	Total Deductions
19	Emelie Louise RINNE	EST	14	62.36	25.22	37.14	0.00

#	Executed Elements	Info	Base Value	GOE	J1	J2	J3	J4	J5	J6	J7	J8	J9	Ref.	Scores of Panel
1	3Lzq+1Eu+2S	q	7.70	-1.38	-3	-3	-1	-2	-2						6.32
2	2F!+2T	!	3.10	-0.18	-1	-1	0	-1	-1						2.92
3	3Lo<<	<<	1.70	-0.85	-5	-5	-5	-5	-5						0.85
4	3Lz<	<	4.72	-0.94	-2	-2	-2	-3	-2						3.78
5	FCSp		0.00	0.00	-	-	-	-	-						0.00
6	3F!<<	<<	1.98	-0.84	-5	-4	-5	-5	-4						1.14
7	1A+2T	x	2.64	-0.30	-5	-2	-2	-2	-3						2.34
8	2S	x	1.43	0.00	0	0	1	0	0						1.43
9	LSp2		1.90	-0.13	0	-2	0	1	-2						1.77
10	ChSq1		3.00	-0.50	-3	-2	-1	0	0						2.50
11	CCoSp2		2.50	-0.33	-1	-2	-2	-1	0						2.17
			30.67												25.22
Program Components				Factor											
Composition				2.67	4.75	4.00	4.00	4.75	4.25					4.33	
Presentation				2.67	5.00	4.50	4.25	4.75	4.25					4.50	
Skating Skills				2.67	5.25	5.25	4.50	5.00	5.00					5.08	
Judges Total Program Component Score (factored)													37.14		

Deductions:

0.00

Rank	Name	Nation	Starting Number	Total Segment Score	Total Element Score	Total Program Component Score (factored)	Total Deductions
20	Linda DZERVE	LAT	9	62.01	26.07	36.94	-1.00


#	Executed Elements	Info	Base Value	GOE	J1	J2	J3	J4	J5	J6	J7	J8	J9	Ref.	Scores of Panel
1	2A<	<	2.64	-0.53	-2	-2	-2	-2	-3						2.11
2	3Lz<<	F	2.10	-1.05	-5	-5	-5	-5	-5						1.05
3	2A<	<	2.64	-0.79	-2	-3	-4	-3	-3						1.85
4	FCSp1		1.90	-0.76	-3	-5	-4	-4	-4						1.14
5	2Lz+2T		3.40	0.00	0	0	2	0	0						3.40
6	2F+2T+2Lo<	<	4.91	-0.72	-4	-4	-5	-4	-4						4.19
7	ChSq1		3.00	0.33	1	1	2	0	0						3.33
8	2S	x	1.43	0.09	0	1	1	0	1						1.52
9	SSp3		2.10	0.21	1	1	2	0	1						2.31
10	2F+1Lo	x	2.53	-0.36	-1	-3	-2	-2	-2						2.17
11	CCoSp3		3.00	0.00	0	0	1	0	0						3.00
			29.65												26.07
Program Components				Factor											
Composition				2.67	4.25	4.75	4.75	4.50	4.25					4.50	
Presentation				2.67	4.50	5.00	4.75	4.25	4.25					4.50	
Skating Skills				2.67	4.75	5.25	5.00	4.75	4.50					4.83	
Judges Total Program Component Score (factored)													36.94		

Deductions: Falls

-1.00 (1)

-1.00







JUDGES DETAILS PER SKATER

JUNIOR WOMEN FREE SKATING

Rank	Name	Nation	Starting Number	Total Segment Score	Total Element Score	Total Program Component Score (factored)						Total Deductions			
21	Valeria PRUTTSENKO	EST	12	60.46	27.53	36.93						-4.00			
#	Executed Elements	Info	Base Value	GOE	J1	J2	J3	J4	J5	J6	J7	J8	J9	Ref.	Scores of Panel
1	3F!<	F	4.24	-2.12	-5	-5	-5	-5	-5						2.12
2	3F!<+REP	F	2.97	-2.12	-5	-5	-5	-5	-5						0.85
3	3T<	F	3.36	-1.68	-5	-5	-5	-5	-5						1.68
4	3S<	<	3.44	-1.15	-3	-4	-3	-3	-5						2.29
5	3T+2T		5.50	0.00	0	0	1	0	0						5.50
6	FSSp2		2.30	0.31	2	2	1	0	1						2.61
7	2A<	<	2.90	x -0.62	-2	-3	-2	0	-3						2.28
8	2A<	F	2.90	x -1.32	-5	-5	-5	-5	-5						1.58
9	LSp1		1.50	0.05	0	1	2	-1	0						1.55
10	ChSq1		3.00	0.67	1	2	2	1	0						3.67
11	CCoSp3		3.00	0.40	1	2	2	1	0						3.40
			35.11											27.53	
Program Components				Factor											
Composition				2.67	4.75	4.25	4.00	4.75	4.00					4.33	
Presentation				2.67	4.75	4.75	4.25	4.50	4.25					4.50	
Skating Skills				2.67	5.00	5.50	4.50	5.00	5.00					5.00	
Judges Total Program Component Score (factored)														36.93	
Deductions:		Falls			-4.00 (4)								-4.00		

Rank	Name	Nation	Starting Number	Total Segment Score	Total Element Score	Total Program Component Score (factored)						Total Deductions			
22	Helina KULL	EST	5	59.67	31.18	30.49						-2.00			
#	Executed Elements	Info	Base Value	GOE	J1	J2	J3	J4	J5	J6	J7	J8	J9	Ref.	Scores of Panel
1	3S	F	4.30	-2.15	-5	-5	-5	-5	-5						2.15
2	3Tq+2T	q	5.50	-0.84	-2	-2	-3	-2	-2						4.66
3	3T<	F	3.36	-1.68	-5	-5	-5	-5	-5						1.68
4	3S+1A+SEQ		5.40	0.00	0	0	0	0	0						5.40
5	FCCoSp3		3.00	-0.20	-1	0	-1	-1	1						2.80
6	2Lz+COMBO+2Lo*+2Lo*	*	2.31	x -0.70	-2	-4	-3	-4	-3						1.61
7	ChSq1		3.00	-0.83	-2	-2	0	-1	-2						2.17
8	2A		3.63	x -0.33	-1	-1	-1	-1	0						3.30
9	2Lz		2.31	x 0.00	0	0	0	0	0						2.31
10	LSp3		2.40	0.00	0	0	1	-1	0						2.40
11	CCoSp3		3.00	-0.30	-1	1	0	-2	-2						2.70
			38.21											31.18	
Program Components				Factor											
Composition				2.67	3.75	3.75	3.50	3.50	3.50					3.58	
Presentation				2.67	4.00	3.75	3.50	3.50	3.75					3.67	
Skating Skills				2.67	4.50	4.50	3.75	3.75	4.25					4.17	
Judges Total Program Component Score (factored)														30.49	
Deductions:		Falls			-2.00 (2)								-2.00		



JUDGES DETAILS PER SKATER
JUNIOR WOMEN FREE SKATING

Rank	Name	Nation	Starting Number	Total Segment Score	Total Element Score	Total Program Component Score (factored)						Total Deductions			
23	Adelija MATJUNINA	LAT	2	59.53	25.95	33.58						0.00			
#	Executed Elements	Info	Base Value	GOE	J1	J2	J3	J4	J5	J6	J7	J8	J9	Ref.	Scores of Panel
1	3Lo<	<	3.92	-1.05	-2	-3	-3	-3	-2						2.87
2	2A+2T		4.60	0.00	0	0	0	0	0						4.60
3	3S<+1A+SEQ	<	4.54	-0.69	-2	-2	-2	-3	-2						3.85
4	FSSp2		2.30	0.23	0	1	2	0	2						2.53
5	3S<<	<<	1.30	-0.65	-5	-5	-5	-4	-5						0.65
6	A		0.00	x 0.00	-	-	-	-	-						0.00
7	CCoSp3		3.00	0.10	0	0	1	0	1						3.10
8	ChSq1		3.00	0.33	0	1	2	0	1						3.33
9	1Lz!+2T	!	2.09	x -0.48	-4	-3	-5	-3	-4						1.61
10	2F		1.98	x -0.12	-1	-1	0	-1	0						1.86
11	LSp1		1.50	0.05	-1	1	1	-1	1						1.55
			28.23												25.95
Program Components				Factor											
Composition				2.67	3.75	4.25	4.50	3.50	4.50					4.17	
Presentation				2.67	3.75	4.50	4.00	3.25	4.50					4.08	
Skating Skills				2.67	4.25	4.75	4.00	3.75	5.00					4.33	
Judges Total Program Component Score (factored)												33.58			

Deductions:



0.00

Rank	Name	Nation	Starting Number	Total Segment Score	Total Element Score	Total Program Component Score (factored)						Total Deductions			
24	Darja LEETBERG	EST	6	57.31	26.16	31.15						0.00			
#	Executed Elements	Info	Base Value	GOE	J1	J2	J3	J4	J5	J6	J7	J8	J9	Ref.	Scores of Panel
1	3S<	<	3.44	-1.26	-3	-3	-4	-4	-5						2.18
2	2A<	<	2.64	-0.97	-3	-2	-3	-5	-5						1.67
3	2A<	<	2.64	-1.15	-3	-4	-5	-4	-5						1.49
4	LSp3		2.40	0.08	1	0	-1	1	0						2.48
5	2Lz!q+2Loq	!	3.80	-0.98	-5	-4	-4	-5	-5						2.82
6	2F!q+1Eu+2Fq	!	4.51	x -0.78	-4	-4	-4	-5	-5						3.73
7	2Lzq+2Loq	q	4.18	x -0.70	-3	-3	-3	-4	-5						3.48
8	ChSq1		3.00	-0.17	0	-2	1	-1	0						2.83
9	2S		1.43	x 0.00	0	0	0	0	0						1.43
10	FSSp1		2.00	-0.20	-1	-1	-1	-2	0						1.80
11	CCoSp3V		2.25	0.00	0	0	0	0	1						2.25
			32.29												26.16
Program Components				Factor											
Composition				2.67	3.50	3.75	3.75	3.75	3.75					3.75	
Presentation				2.67	3.75	3.75	3.75	4.00	3.75					3.75	
Skating Skills				2.67	4.25	4.25	3.75	4.25	4.00					4.17	
Judges Total Program Component Score (factored)												31.15			

Deductions:

0.00







JUDGES DETAILS PER SKATER
JUNIOR WOMEN FREE SKATING

Rank	Name	Nation	Starting Number	Total Segment Score	Total Element Score	Total Program Component Score (factored)						Total Deductions				
25	Adeele TEIVEJOE	EST	7	56.47	22.55	34.92						-1.00				
#	Executed Elements	Info	Base Value	GOE	J1	J2	J3	J4	J5	J6	J7	J8	J9	Ref.	Scores of Panel	
1	2A+COMBO+2T*	*	3.30	-1.32	-4	-3	-4	-5	-4						1.98	
2	3S<	<	3.44	-1.72	-5	-5	-5	-4	-5						1.72	
3	3S<<+REP	<<	0.91	-0.65	-5	-5	-5	-5	-5						0.26	
4	CSp2		1.80	0.24	1	1	2	1	2						2.04	
5	2A		3.30	0.22	0	1	1	0	1						3.52	
6	2Lo+1Eu+2S		3.85	0.11	1	0	1	0	1						3.96	
7	2T+2T*	*	1.43	x 0.09	0	1	2	0	1						1.52	
8	2Lo	x	1.87	x 0.06	0	0	1	0	1						1.93	
9	ChSq1		3.00	-0.33	-2	-1	-1	1	0						2.67	
10	FSSp3		2.60	0.35	1	1	2	1	2						2.95	
11	CCoSp		0.00	0.00	-	-	-	-	-						0.00	
			25.50												22.55	
Program Components			Factor													
Composition			2.67	4.00	4.75	3.75	4.25	4.25								4.17
Presentation			2.67	3.75	5.00	4.25	4.50	4.25								4.33
Skating Skills			2.67	4.50	5.25	4.50	4.50	4.75								4.58
Judges Total Program Component Score (factored)																34.92
Deductions:			Time violation -1.00													-1.00

Rank	Name	Nation	Starting Number	Total Segment Score	Total Element Score	Total Program Component Score (factored)						Total Deductions				
26	Diana ERPORT	EST	4	55.18	27.26	30.92						-3.00				
#	Executed Elements	Info	Base Value	GOE	J1	J2	J3	J4	J5	J6	J7	J8	J9	Ref.	Scores of Panel	
1	3T	F	4.20	-2.10	-5	-5	-5	-5	-5						2.10	
2	3S+2T		5.60	0.00	0	0	1	0	0						5.60	
3	3Lo<	F	3.92	-1.96	-5	-5	-5	-5	-5						1.96	
4	FSSp4		3.00	0.40	2	2	1	0	1						3.40	
5	1A+1Eu+1F		2.10	0.00	0	0	0	0	0						2.10	
6	ChSq1		3.00	-0.50	0	-1	-2	-3	0						2.50	
7	2T		1.43	x 0.00	0	1	0	0	0						1.43	
8	2S	F	1.43	x -0.65	-5	-5	-5	-5	-5						0.78	
9	2Lz	x	2.31	x 0.14	1	0	1	0	1						2.45	
10	CSp1		1.40	-0.19	-1	-2	-2	-1	0						1.21	
11	CCoSp4		3.50	0.23	0	1	1	0	2						3.73	
			31.89												27.26	
Program Components			Factor													
Composition			2.67	4.00	3.75	3.50	3.50	4.00								3.75
Presentation			2.67	4.25	3.50	3.25	3.25	4.00								3.58
Skating Skills			2.67	4.75	4.50	3.75	3.75	4.50								4.25
Judges Total Program Component Score (factored)																30.92
Deductions:			Falls -3.00 (3)													-3.00





JUDGES DETAILS PER SKATER
JUNIOR WOMEN FREE SKATING


Rank	Name	Nation	Starting Number	Total Segment Score	Total Element Score	Total Program Component Score (factored)						Total Deductions			
27	Varvara MOROZOVA	EST	3	53.76	24.60	29.16						0.00			
#	Executed Elements	Info	Base Value	GOE	J1	J2	J3	J4	J5	J6	J7	J8	J9	Ref.	Scores of Panel
1	3F<	<	4.24	-0.85	-2	-1	-2	-2	-3						3.39
2	1Fe	e	0.40	-0.09	-3	-2	-4	-2	-2						0.31
3	2S+1Eu+2S		3.10	0.00	0	0	1	0	0						3.10
4	LSp1		1.50	-0.15	-1	-1	-1	-2	0						1.35
5	1A		1.10	-0.11	-1	0	-1	-1	-2						0.99
6	ChSq1		3.00	-0.50	-1	0	-2	-2	0						2.50
7	FSSp1		2.00	-0.40	-2	-1	-2	-2	-2						1.60
8	2Lz+2T		3.74	x 0.00	0	0	0	0	0						3.74
9	2Aq	q	3.63	x -1.10	-3	-3	-4	-4	-3						2.53
10	2Fq+2Tq	q	3.41	x -0.90	-5	-5	-5	-4	-5						2.51
11	CCoSp2		2.50	0.08	1	2	0	0	0						2.58
			28.62												24.60
Program Components			Factor												
Composition			2.67	3.75	3.75	2.50	3.25	3.25							3.42
Presentation			2.67	4.00	4.00	2.50	3.00	3.50							3.50
Skating Skills			2.67	4.50	4.50	3.00	3.50	4.00							4.00
Judges Total Program Component Score (factored)															29.16

Deductions:

0.00

Rank	Name	Nation	Starting Number	Total Segment Score	Total Element Score	Total Program Component Score (factored)						Total Deductions			
28	Polina KUROTSKINA	EST	10	52.60	22.34	32.26						-2.00			
#	Executed Elements	Info	Base Value	GOE	J1	J2	J3	J4	J5	J6	J7	J8	J9	Ref.	Scores of Panel
1	3S<<	<<	1.30	-0.65	-5	-5	-5	-5	-4						0.65
2	2A+2T		4.60	-0.77	-3	-2	-2	-2	-3						3.83
3	2A		3.30	0.11	0	0	1	1	0						3.41
4	FCSp1		1.90	-0.95	-5	-5	-5	-5	-4						0.95
5	2Lze	e	1.68	-0.73	-4	-5	-4	-3	-5						0.95
6	SSp3		2.10	0.07	1	0	2	0	0						2.17
7	1Lze	F	0.53	x -0.24	-5	-5	-5	-5	-5						0.29
8	2F+2T<	<	3.12	x -0.36	-2	-2	-1	-2	-4						2.76
9	2Lo+1Eu+2S<	<	3.56	x -0.40	-2	-3	-2	-2	-3						3.16
10	CCoSp1		2.00	0.00	0	0	0	-2	0						2.00
11	ChSq1		3.00	-0.83	-3	-3	-1	-1	0						2.17
			27.09												22.34
Program Components			Factor												
Composition			2.67	3.50	4.00	3.00	4.00	4.25							3.83
Presentation			2.67	3.25	3.75	2.75	4.00	4.25							3.67
Skating Skills			2.67	4.25	4.75	3.75	4.75	4.75							4.58
Judges Total Program Component Score (factored)															32.26
Deductions:			Time violation	-1.00	Falls	-1.00 (1)						-2.00			





JUDGES DETAILS PER SKATER
JUNIOR WOMEN FREE SKATING

Rank	Name	Nation	Starting Number	Total Segment Score	Total Element Score	Total Program Component Score (factored)						Total Deductions				
29	Katarina KALME	EST	1	47.08	20.83	28.25						-2.00				
#	Executed Elements	Info	Base Value	GOE	J1	J2	J3	J4	J5	J6	J7	J8	J9	Ref.	Scores of Panel	
1	2A	F	3.30	-1.65	-5	-5	-5	-5	-5						1.65	
2	3S<<	<<	1.30	-0.39	-3	-3	-3	-3	-3						0.91	
3	2Lo		1.70	0.00	0	0	0	0	0						1.70	
4	FSSp2		2.30	0.00	-1	1	1	-2	0						2.30	
5	2A	F	3.30	-1.65	-5	-5	-5	-5	-5						1.65	
6	2F+2Lo<	<	3.16	-0.36	-2	-2	-1	-2	-3						2.80	
7	2Lz!	!	2.31	x -0.21	-1	-1	-1	-1	-1						2.10	
8	2F	x	1.98	x -0.36	-2	-2	-2	-2	-2						1.62	
9	CSp2		1.80	0.00	0	0	1	-1	0						1.80	
10	ChSq1		3.00	0.00	0	0	1	-1	0						3.00	
11	CCoSp1V		1.50	-0.20	-1	-2	-2	-1	0						1.30	
			25.65												20.83	
Program Components				Factor												
Composition				2.67	3.00	3.75	2.75	3.25	4.00							3.33
Presentation				2.67	3.25	4.00	2.75	3.00	4.00							3.42
Skating Skills				2.67	3.75	4.25	3.25	3.50	4.25							3.83
Judges Total Program Component Score (factored)																28.25
Deductions:		Falls		-2.00	(2)										-2.00	

Legend:							
#	Sequence number	GOE	Grade of Execution	Jx	Judges (x=1-9)	Ref.	Referee
*	Invalid element	e	Wrong edge	<	Under-rotated jump	<<	Downgraded jump
x	Credit for highlight distribution, base value multiplied by 1.1			!	Not clear edge	REP	Jump repetition
F	Fall	q	Jump landed on the quarter				





Interclub Figure Skating Competition
Tallinn Trophy 2023



Tallinn / EST

November 24 - 26, 2023

JUDGES DETAILS PER SKATER
INTERMEDIATE NOVICE GIRLS FREE SKATING


Rank	Name	Nation	Starting Number	Total Segment Score	Total Element Score	Total Program Component Score (factored)						Total Deductions			
1	Stella TÖRNEKRONA	SWE	11	42.68	20.87	21.81						0.00			
#	Executed Elements	Info	Base Value	GOE	J1	J2	J3	J4	J5	J6	J7	J8	J9	Ref.	Scores of Panel
1	2Lo		1.70	0.17	1	1	1								1.87
2	2Lz+1A+SEQ		3.20	0.14	1	1	0								3.34
3	LSp2		1.90	0.51	3	3	2								2.41
4	2F		1.80	0.12	0	1	1								1.92
5	2S+2T		2.60	0.04	0	1	0								2.64
6	2Lz		2.10	0.00	0	0	0								2.10
7	ChSq1		3.00	0.67	2	1	1								3.67
8	CCoSp2		2.50	0.42	2	2	1								2.92
			18.80												20.87
Program Components			Factor												
Composition			1.70	4.25	4.75	4.00							4.33		
Presentation			1.70	4.50	4.25	4.25							4.33		
Skating Skills			1.70	4.25	4.50	3.75							4.17		
Judges Total Program Component Score (factored)									21.81						
Deductions:													0.00		

Rank	Name	Nation	Starting Number	Total Segment Score	Total Element Score	Total Program Component Score (factored)						Total Deductions			
2	Agnessa MATISEN	EST	1	41.03	20.49	20.54						0.00			
#	Executed Elements	Info	Base Value	GOE	J1	J2	J3	J4	J5	J6	J7	J8	J9	Ref.	Scores of Panel
1	2F!+2T	!	3.10	-0.06	0	0	-1								3.04
2	2Lz+2Lo		3.80	-0.49	-2	-1	-4								3.31
3	2A<	<	2.64	-0.70	-3	-2	-3								1.94
4	CCoSp2		2.50	0.33	1	2	1								2.83
5	2Lz		2.10	0.35	2	2	1								2.45
6	ChSq1		3.00	0.00	1	0	-1								3.00
7	2S		1.30	0.17	2	1	1								1.47
8	CSSp2		2.30	0.15	2	1	-1								2.45
			20.74												20.49
Program Components			Factor												
Composition			1.70	4.00	4.25	3.75							4.00		
Presentation			1.70	4.25	4.00	3.75							4.00		
Skating Skills			1.70	4.25	4.50	3.50							4.08		
Judges Total Program Component Score (factored)									20.54						
Deductions:													0.00		





Interclub Figure Skating Competition
Tallinn Trophy 2023




Tallinn / EST

November 24 - 26, 2023


JUDGES DETAILS PER SKATER
INTERMEDIATE NOVICE GIRLS FREE SKATING

Rank	Name	Nation	Starting Number	Total Segment Score	Total Element Score	Total Program Component Score (factored)						Total Deductions			
3	Carolina SILM	EST	21	39.64	19.96	19.68						0.00			
#	Executed Elements	Info	Base Value	GOE	J1	J2	J3	J4	J5	J6	J7	J8	J9	Ref.	Scores of Panel
1	2Lz+2Lo		3.80	-0.07	0	-1	0								3.73
2	2Lz+2T		3.40	0.00	0	0	0								3.40
3	CSSp2		2.30	0.15	1	1	0								2.45
4	2S		1.30	0.09	0	1	1								1.39
5			0.00	0.00	-	-	-								0.00
6	1A		1.10	0.00	1	0	-1								1.10
7	2F		1.80	0.18	1	1	1								1.98
8	ChSq1		3.00	0.33	1	0	1								3.33
9	CCoSp2		2.50	0.08	1	1	-1								2.58
			19.20												19.96
Program Components			Factor												
Composition				1.70	3.75	4.00	4.00							3.92	
Presentation				1.70	3.75	3.75	4.00							3.83	
Skating Skills				1.70	4.00	3.75	3.75							3.83	
Judges Total Program Component Score (factored)												19.68			
Deductions:											0.00				
Rank	Name	Nation	Starting Number	Total Segment Score	Total Element Score	Total Program Component Score (factored)						Total Deductions			
4	Gerda TSHUMEL	EST	5	39.12	19.79	19.83						-0.50			
#	Executed Elements	Info	Base Value	GOE	J1	J2	J3	J4	J5	J6	J7	J8	J9	Ref.	Scores of Panel
1	2A<<	F	1.10	-0.55	-5	-5	-5								0.55
2	2Lz+2Lo		3.80	0.28	1	1	2								4.08
3	2F+2T		3.10	0.06	1	0	0								3.16
4	FCSSp2		2.30	0.08	0	0	1								2.38
5	ChSq1		3.00	0.00	0	0	0								3.00
6	2S		1.30	0.09	1	0	1								1.39
7	2Lz		2.10	0.21	1	0	2								2.31
8	CCoSp2		2.50	0.42	2	1	2								2.92
			19.20												19.79
Program Components			Factor												
Composition				1.70	3.75	4.00	4.00							3.92	
Presentation				1.70	3.75	3.75	4.00							3.83	
Skating Skills				1.70	3.75	3.75	4.25							3.92	
Judges Total Program Component Score (factored)												19.83			
Deductions:											Falls	-0.50 (1)	-0.50		





Interclub Figure Skating Competition
Tallinn Trophy 2023



Tallinn / EST

November 24 - 26, 2023

JUDGES DETAILS PER SKATER
INTERMEDIATE NOVICE GIRLS FREE SKATING

Rank	Name	Nation	Starting Number	Total Segment Score	Total Element Score	Total Program Component Score (factored)	Total Deductions
5	Mia PANTJUHHINA	EST	14	39.07	19.24	19.83	0.00

#	Executed Elements	Info	Base Value	GOE	J1	J2	J3	J4	J5	J6	J7	J8	J9	Ref.	Scores of Panel
1	2F+2T		3.10	0.18	1	1	1								3.28
2	2Lz+2Lo		3.80	0.14	2	0	0								3.94
3	2A<<	<<	1.10	-0.44	-4	-4	-4								0.66
4	CCoSp2		2.50	-1.00	-4	-4	-4								1.50
5	ChSq1		3.00	0.33	1	0	1								3.33
6	2S		1.30	0.17	1	1	2								1.47
7	2Lz		2.10	0.35	2	2	1								2.45
8	CSSp2		2.30	0.31	2	1	1								2.61
			19.20												19.24
Program Components			Factor												
Composition			1.70	4.00	4.00	3.75									
Presentation			1.70	4.00	3.75	3.75									
Skating Skills			1.70	4.25	3.75	3.75									
Judges Total Program Component Score (factored)															19.83

Deductions: 0.00

Rank	Name	Nation	Starting Number	Total Segment Score	Total Element Score	Total Program Component Score (factored)	Total Deductions
6	Sofia VISHNJAKOVA	EST	17	38.67	18.85	19.82	0.00

#	Executed Elements	Info	Base Value	GOE	J1	J2	J3	J4	J5	J6	J7	J8	J9	Ref.	Scores of Panel
1	2F+1A+SEQ		2.90	0.12	1	1	0								3.02
2	1A		1.10	0.07	1	1	0								1.17
3	2Lz!q+2Lo	!	3.80	-0.63	-3	-3	-3								3.17
4	CSSp2		2.30	0.00	0	0	0								2.30
5	2Lz!	!	2.10	-0.21	-1	-1	-1								1.89
6	ChSq1		3.00	0.33	0	1	1								3.33
7	2S		1.30	0.00	0	0	0								1.30
8	CCoSp2		2.50	0.17	1	0	1								2.67
			19.00												18.85
Program Components			Factor												
Composition			1.70	3.25	4.00	4.25									
Presentation			1.70	3.75	4.25	4.00									
Skating Skills			1.70	4.00	3.75	3.75									
Judges Total Program Component Score (factored)															19.82



Deductions: 0.00

Rank	Name	Nation	Starting Number	Total Segment Score	Total Element Score	Total Program Component Score (factored)	Total Deductions
7	Kätlin VAHUR	EST	18	38.16	18.33	19.83	0.00

#	Executed Elements	Info	Base Value	GOE	J1	J2	J3	J4	J5	J6	J7	J8	J9	Ref.	Scores of Panel
1	1A+2Lo<	<	2.46	-0.45	-4	-3	-3								2.01
2	2Lz+2T		3.40	-0.21	-1	-1	-1								3.19
3	2F		1.80	0.00	0	0	0								1.80
4	CSSp2		2.30	0.23	1	1	1								2.53
5	2S		1.30	0.00	0	0	0								1.30
6	2F		1.80	0.12	0	1	1								1.92
7	ChSq1		3.00	0.33	1	1	0								3.33
8	CCoSp2		2.50	-0.25	-1	0	-2								2.25
			18.56												18.33
Program Components			Factor												
Composition			1.70	4.00	4.00	3.50									
Presentation			1.70	4.25	4.25	3.25									
Skating Skills			1.70	4.25	4.00	3.50									
Judges Total Program Component Score (factored)															19.83

Deductions: 0.00





JUDGES DETAILS PER SKATER
INTERMEDIATE NOVICE GIRLS FREE SKATING

Rank	Name	Nation	Starting Number	Total Segment Score	Total Element Score	Total Program Component Score (factored)	Total Deductions
8	Anna SUMENKOVA	EST	2	38.12	18.71	19.41	0.00

#	Executed Elements	Info	Base Value	GOE	J1	J2	J3	J4	J5	J6	J7	J8	J9	Ref.	Scores of Panel
1	1A		1.10	0.07	1	1	0								1.17
2	2F+1A+SEQ		2.90	0.00	0	0	0								2.90
3	CCoSp2		2.50	-0.25	-1	-1	-1								2.25
4	ChSq1		3.00	0.33	1	0	1								3.33
5	2F+2Lo		3.50	-0.06	0	-1	0								3.44
6	2Lz		2.10	0.07	1	0	0								2.17
7	2S		1.30	0.00	0	0	0								1.30
8	CSSp2		2.30	-0.15	-1	-1	0								2.15
			18.70												18.71
Program Components				Factor											
Composition				1.70	4.00	3.75	3.75								3.83
Presentation				1.70	3.75	4.00	4.00								3.92
Skating Skills				1.70	3.75	3.75	3.50								3.67
Judges Total Program Component Score (factored)															19.41

Deductions: 0.00

Rank	Name	Nation	Starting Number	Total Segment Score	Total Element Score	Total Program Component Score (factored)	Total Deductions
9	Milana KOLESOVA	EST	4	36.29	18.87	17.42	0.00

#	Executed Elements	Info	Base Value	GOE	J1	J2	J3	J4	J5	J6	J7	J8	J9	Ref.	Scores of Panel
1	1A		1.10	0.00	0	0	0								1.10
2	2F+2T		3.10	0.06	0	0	1								3.16
3	2Lz+2Lo		3.80	0.00	0	0	0								3.80
4	FCSSp2		2.30	-0.38	-2	-2	-1								1.92
5	ChSq1		3.00	-0.33	0	-1	-1								2.67
6	2S		1.30	0.00	0	0	0								1.30
7	2Lz		2.10	0.07	0	0	1								2.17
8	CCoSp2		2.50	0.25	1	1	1								2.75
			19.20												18.87
Program Components				Factor											
Composition				1.70	3.25	3.25	3.50								3.33
Presentation				1.70	3.50	3.50	3.25								3.42
Skating Skills				1.70	3.50	3.50	3.50								3.50
Judges Total Program Component Score (factored)															17.42


Deductions: 0.00

Rank	Name	Nation	Starting Number	Total Segment Score	Total Element Score	Total Program Component Score (factored)	Total Deductions
10	Nelly KOROBOVA	EST	8	35.82	18.11	17.71	0.00


#	Executed Elements	Info	Base Value	GOE	J1	J2	J3	J4	J5	J6	J7	J8	J9	Ref.	Scores of Panel
1	2A		3.30	-1.32	-4	-4	-4								1.98
2	2A		3.30	-0.88	-4	-1	-3								2.42
3	2Lz+2T		3.40	-0.14	-1	0	-1								3.26
4	2F!	!	1.80	-0.06	0	0	-1								1.74
5	2Lo+2T*	*	1.70	0.00	0	0	0								1.70
6	CSSp2		2.30	-0.54	-2	-3	-2								1.76
7	ChSq1		3.00	-0.17	0	-1	0								2.83
8	CCoSp2		2.50	-0.08	0	0	-1								2.42
			21.30												18.11
Program Components				Factor											
Composition				1.70	3.25	3.75	3.25								3.42
Presentation				1.70	3.50	3.50	3.00								3.33
Skating Skills				1.70	3.50	4.00	3.50								3.67
Judges Total Program Component Score (factored)															17.71

Deductions: 0.00





Interclub Figure Skating Competition
Tallinn Trophy 2023



Tallinn / EST

November 24 - 26, 2023

JUDGES DETAILS PER SKATER
INTERMEDIATE NOVICE GIRLS FREE SKATING

Rank	Name	Nation	Starting Number	Total Segment Score	Total Element Score	Total Program Component Score (factored)	Total Deductions
11	Miia Johanna KEERDI	EST	9	35.73	17.88	17.85	0.00

#	Executed Elements	Info	Base Value	GOE	J1	J2	J3	J4	J5	J6	J7	J8	J9	Ref.	Scores of Panel
1	1A		1.10	0.07	1	1	0								1.17
2	2Lz		2.10	0.00	0	0	0								2.10
3	2F+1A+SEQ		2.90	-0.24	-1	-1	-2								2.66
4	CSSp2		2.30	0.08	0	0	1								2.38
5	2F+2T		3.10	-0.48	-4	-2	-2								2.62
6	CCoSp2		2.50	0.08	-1	1	1								2.58
7	2Lo		1.70	0.00	0	0	0								1.70
8	ChSq1		3.00	-0.33	0	-1	-1								2.67
			18.70												17.88
Program Components				Factor											
Composition				1.70	3.50	3.50	3.75								3.58
Presentation				1.70	3.75	3.25	3.50								3.50
Skating Skills				1.70	3.75	3.50	3.00								3.42
Judges Total Program Component Score (factored)															17.85

Deductions: 0.00

Rank	Name	Nation	Starting Number	Total Segment Score	Total Element Score	Total Program Component Score (factored)	Total Deductions
12	Eva-Angelina KLEPIKOV	EST	13	35.64	17.22	18.42	0.00

#	Executed Elements	Info	Base Value	GOE	J1	J2	J3	J4	J5	J6	J7	J8	J9	Ref.	Scores of Panel
1	1A		1.10	0.11	1	1	1								1.21
2	2Lz!	!	2.10	-0.21	-1	-1	-1								1.89
3	CUSp2		2.00	0.07	0	1	0								2.07
4	2Lze+2T	e	2.98	-0.45	-3	-3	-2								2.53
5	2S		1.30	-0.09	0	-1	-1								1.21
6	ChSq1		3.00	0.00	0	0	0								3.00
7	2F+2Loq	q	3.50	-0.36	-2	-2	-2								3.14
8	CCoSp2		2.50	-0.33	-1	-1	-2								2.17
			18.48												17.22
Program Components				Factor											
Composition				1.70	3.50	4.00	3.75								3.75
Presentation				1.70	3.50	4.25	3.50								3.75
Skating Skills				1.70	3.25	3.50	3.25								3.33
Judges Total Program Component Score (factored)															18.42


Deductions: 0.00

Rank	Name	Nation	Starting Number	Total Segment Score	Total Element Score	Total Program Component Score (factored)	Total Deductions
13	Alika IVANOVA	EST	15	34.37	17.36	17.01	0.00


#	Executed Elements	Info	Base Value	GOE	J1	J2	J3	J4	J5	J6	J7	J8	J9	Ref.	Scores of Panel
1	2Lze	e	1.68	-0.45	-3	-3	-2								1.23
2	2F+2Lo		3.50	0.00	0	0	0								3.50
3	CSSp2		2.30	0.15	1	1	0								2.45
4	2Lo+2T<	<	2.74	-0.34	-2	-2	-2								2.40
5	1A		1.10	0.04	0	1	0								1.14
6	ChSq1		3.00	-0.17	0	-1	0								2.83
7	2S		1.30	0.09	1	1	0								1.39
8	CCoSp2		2.50	-0.08	0	0	-1								2.42
			18.12												17.36
Program Components				Factor											
Composition				1.70	3.00	3.50	3.25								3.25
Presentation				1.70	3.00	3.75	3.00								3.25
Skating Skills				1.70	3.50	3.75	3.25								3.50
Judges Total Program Component Score (factored)															17.01

Deductions: 0.00





Interclub Figure Skating Competition
Tallinn Trophy 2023



Tallinn / EST


November 24 - 26, 2023

JUDGES DETAILS PER SKATER
INTERMEDIATE NOVICE GIRLS FREE SKATING


Rank	Name	Nation	Starting Number	Total Segment Score	Total Element Score	Total Program Component Score (factored)						Total Deductions			
14	Kristina GOLUBEVA	EST	19	34.28	17.28	17.00						0.00			
#	Executed Elements	Info	Base Value	GOE	J1	J2	J3	J4	J5	J6	J7	J8	J9	Ref.	Scores of Panel
1	2F+2Tq	q	3.10	-0.42	-2	-2	-3								2.68
2	1A		1.10	0.04	1	0	0								1.14
3	CCoSp2		2.50	-0.33	-1	-1	-2								2.17
4	2Lz		2.10	0.07	0	1	0								2.17
5	2S+2Lo<	<	2.66	-0.32	-2	-2	-3								2.34
6	ChSq1		3.00	-0.83	-2	-2	-1								2.17
7	2Lz		2.10	0.21	1	1	1								2.31
8	CSSp2		2.30	0.00	1	0	-1								2.30
			18.86												17.28
Program Components			Factor												
Composition			1.70	3.25	3.50	3.25							3.33		
Presentation			1.70	3.25	3.25	3.00							3.17		
Skating Skills			1.70	3.50	3.75	3.25							3.50		
Judges Total Program Component Score (factored)															17.00
Deductions:											0.00				

Rank	Name	Nation	Starting Number	Total Segment Score	Total Element Score	Total Program Component Score (factored)						Total Deductions			
15	Isabel Margareth AASMA	EST	20	33.10	16.18	17.42						-0.50			
#	Executed Elements	Info	Base Value	GOE	J1	J2	J3	J4	J5	J6	J7	J8	J9	Ref.	Scores of Panel
1	1A		1.10	0.04	0	1	0								1.14
2	2F	F	1.80	-0.90	-5	-5	-5								0.90
3	CSSp2		2.30	0.23	1	0	2								2.53
4	2Lz+2T		3.40	0.00	0	0	0								3.40
5	2S		1.30	-0.09	-1	-1	0								1.21
6	CCoSp2		2.50	0.33	2	1	1								2.83
7	2Lz		2.10	0.07	0	0	1								2.17
8	ChSq1		3.00	-1.00	-3	-2	-1								2.00
			17.50												16.18
Program Components			Factor												
Composition			1.70	3.00	3.75	3.50							3.42		
Presentation			1.70	2.75	3.75	3.50							3.33		
Skating Skills			1.70	3.25	3.75	3.50							3.50		
Judges Total Program Component Score (factored)															17.42
Deductions:											Falls -0.50 (1)		-0.50		





Interclub Figure Skating Competition
Tallinn Trophy 2023



Tallinn / EST

November 24 - 26, 2023


JUDGES DETAILS PER SKATER
INTERMEDIATE NOVICE GIRLS FREE SKATING

Rank	Name	Nation	Starting Number	Total Segment Score	Total Element Score	Total Program Component Score (factored)						Total Deductions			
16	Irina MASALSKA	LAT	7	32.96	16.88	16.58						-0.50			
#	Executed Elements	Info	Base Value	GOE	J1	J2	J3	J4	J5	J6	J7	J8	J9	Ref.	Scores of Panel
1	2Lz		2.10	0.21	1	1	1								2.31
2	1A+2T		2.40	-0.17	-1	-1	-2								2.23
3	CCoSp2		2.50	0.08	0	1	0								2.58
4	2S		1.30	0.00	0	0	0								1.30
5	2F	F	1.80	-0.90	-5	-5	-5								0.90
6	2Lz+2Loq	q	3.80	-0.77	-5	-3	-3								3.03
7	ChSq1		3.00	-0.50	0	-3	0								2.50
8	CSSp1		1.90	0.13	1	1	0								2.03
			18.80												16.88
Program Components			Factor												
Composition				1.70	3.25	3.25	3.25								3.25
Presentation				1.70	3.50	3.00	3.00								3.17
Skating Skills				1.70	3.50	3.25	3.25								3.33
Judges Total Program Component Score (factored)															16.58
Deductions:			Falls		-0.50 (1)										-0.50


Rank	Name	Nation	Starting Number	Total Segment Score	Total Element Score	Total Program Component Score (factored)						Total Deductions			
17	Aleksandra PETROVA	LAT	6	31.76	15.31	16.45						0.00			
#	Executed Elements	Info	Base Value	GOE	J1	J2	J3	J4	J5	J6	J7	J8	J9	Ref.	Scores of Panel
1	2Lo+1A+SEQ		2.80	0.11	0	1	1								2.91
2	2Lo+2T		3.00	-0.28	-1	-2	-2								2.72
3	1Lz		0.60	-0.08	-2	-1	-1								0.52
4	CCoSp2		2.50	0.25	1	1	1								2.75
5	2S		1.30	-0.22	-1	-2	-2								1.08
6	ChSq1		3.00	-1.17	-2	-4	-1								1.83
7	2F		1.80	-0.60	-3	-4	-3								1.20
8	CSSp2		2.30	0.00	0	0	0								2.30
			17.30												15.31
Program Components			Factor												
Composition				1.70	3.25	3.00	3.25								3.17
Presentation				1.70	3.00	3.25	3.50								3.25
Skating Skills				1.70	3.25	3.50	3.00								3.25
Judges Total Program Component Score (factored)															16.45
Deductions:			0.00												

Rank	Name	Nation	Starting Number	Total Segment Score	Total Element Score	Total Program Component Score (factored)						Total Deductions			
18	Sandra MÄRK	EST	3	31.21	14.92	16.29						0.00			
#	Executed Elements	Info	Base Value	GOE	J1	J2	J3	J4	J5	J6	J7	J8	J9	Ref.	Scores of Panel
1	2S+1A+SEQ		2.40	0.00	0	0	0								2.40
2	2Lz		2.10	-0.63	-4	-2	-3								1.47
3	2F+2T		3.10	-0.54	-4	-2	-3								2.56
4	CCoSp2V		1.88	-0.56	-3	-4	-2								1.32
5	ChSq1		3.00	-0.33	0	-2	0								2.67
6	2F		1.80	-0.18	-1	-1	-1								1.62
7	1A		1.10	0.07	0	1	1								1.17
8	SSp2		1.60	0.11	0	1	1								1.71
			16.98												14.92
Program Components			Factor												
Composition				1.70	3.25	3.50	3.25								3.33
Presentation				1.70	3.00	3.50	3.00								3.17
Skating Skills				1.70	3.00	3.50	2.75								3.08
Judges Total Program Component Score (factored)															16.29
Deductions:			0.00												





Interclub Figure Skating Competition
Tallinn Trophy 2023



Tallinn / EST

November 24 - 26, 2023

JUDGES DETAILS PER SKATER
INTERMEDIATE NOVICE GIRLS FREE SKATING

Rank	Name	Nation	Starting Number	Total Segment Score	Total Element Score	Total Program Component Score (factored)						Total Deductions			
19	Meribel KARU	EST	12	30.42	14.34	16.58						-0.50			
#	Executed Elements	Info	Base Value	GOE	J1	J2	J3	J4	J5	J6	J7	J8	J9	Ref.	Scores of Panel
1	2S+1Lo		1.80	0.00	0	0	0								1.80
2	2F		1.80	0.00	0	0	0								1.80
3	1A+1A+SEQ		2.20	0.00	0	0	0								2.20
4	SSp2		1.60	0.00	0	0	0								1.60
5	ChSq1		3.00	-0.33	0	-2	0								2.67
6	2Lo<	F	1.36	-0.68	-5	-5	-5								0.68
7	CCoSp2		2.50	-0.08	0	-1	0								2.42
8	2S		1.30	-0.13	-1	-1	-1								1.17
			15.56												14.34
Program Components				Factor											
Composition				1.70	3.00	3.25	3.75							3.33	
Presentation				1.70	3.25	3.25	3.00							3.17	
Skating Skills				1.70	3.00	3.50	3.25							3.25	
Judges Total Program Component Score (factored)										16.58					
Deductions:				Falls	-0.50 (1)						-0.50				

Rank	Name	Nation	Starting Number	Total Segment Score	Total Element Score	Total Program Component Score (factored)						Total Deductions			
20	Skye-Mari PERKINS	EST	10	29.04	13.17	15.87						0.00			
#	Executed Elements	Info	Base Value	GOE	J1	J2	J3	J4	J5	J6	J7	J8	J9	Ref.	Scores of Panel
1	1A		1.10	0.00	0	0	0								1.10
2	2Lze<	<	1.26	-0.54	-5	-4	-4								0.72
3	2F<+1A<+SEQ	<	2.32	-0.67	-5	-4	-5								1.65
4	CSSp2		2.30	0.15	0	1	1								2.45
5	2S+2T<<	<<	1.70	-0.56	-4	-5	-4								1.14
6	ChSq1		3.00	-0.17	0	-1	0								2.83
7	2S		1.30	-0.35	-3	-3	-2								0.95
8	CCoSp2		2.50	-0.17	0	-1	-1								2.33
			15.48												13.17
Program Components				Factor											
Composition				1.70	2.75	3.50	3.50							3.25	
Presentation				1.70	2.75	3.25	3.25							3.08	
Skating Skills				1.70	2.75	3.00	3.25							3.00	
Judges Total Program Component Score (factored)										15.87					
Deductions:										0.00					





Interclub Figure Skating Competition
Tallinn Trophy 2023



Tallinn / EST

November 24 - 26, 2023

JUDGES DETAILS PER SKATER

INTERMEDIATE NOVICE GIRLS FREE SKATING

Rank	Name	Nation	Starting Number	Total Segment Score	Total Element Score	Total Program Component Score (factored)						Total Deductions			
21	Milina MILENINA	EST	16	26.42	12.77	15.15						-1.50			
#	Executed Elements	Info	Base Value	GOE	J1	J2	J3	J4	J5	J6	J7	J8	J9	Ref.	Scores of Panel
1	2F		1.80	-0.60	-4	-3	-3								1.20
2	2Lz		2.10	-0.21	-1	-1	-1								1.89
3	CSSp2		2.30	0.00	0	1	-1								2.30
4	2Lo<	F	1.36	-0.68	-5	-5	-5								0.68
5	ChSq1		3.00	-0.83	-1	-3	-1								2.17
6	2S+2T	F	2.60	-0.65	-5	-5	-5								1.95
7	2S*	F	0.00	0.00	-	-	-								0.00
8	CCoSp2		2.50	0.08	0	1	0								2.58
			15.66												12.77
Program Components				Factor											
Composition				1.70	2.75	2.50	3.25								2.83
Presentation				1.70	2.75	3.00	3.25								3.00
Skating Skills				1.70	3.00	3.00	3.25								3.08
Judges Total Program Component Score (factored)															15.15
Deductions:		Falls		-1.50	(3)										-1.50


Legend:							
#	Sequence number	GOE	Grade of Execution	Jx	Judges (x=1-9)	Ref.	Referee
*	Invalid element	e	Wrong edge	<	Under-rotated jump	<<	Downgraded jump
!	Not clear edge	F	Fall	q	Jump landed on the quarter		

printed: 24.11.2023 18:10

Page 9 / 9

Partners







JUDGES DETAILS PER SKATER

WOMEN FREE SKATING

Rank	Name	Nation	Starting Number	Total Segment Score	Total Element Score	Total Program Component Score (factored)						Total Deductions			
1	Sarina JOOS	ITA	13	120.35	68.50	51.85						0.00			
#	Executed Elements	Info	Base Value	GOE	J1	J2	J3	J4	J5	J6	J7	J8	J9	Ref.	Scores of Panel
1	3S		4.30	0.57	2	0	1	2	1						4.87
2	3Lz+2T		7.20	0.39	1	0	0	1	2						7.59
3	2A+3Tq	q	7.50	-0.84	-2	-2	-2	-2	-2						6.66
4	3Lo		4.90	0.00	0	0	1	0	0						4.90
5	FCSp4		3.20	0.32	1	0	1	2	1						3.52
6	ChSq1		3.00	-0.17	-2	0	1	0	-1						2.83
7	3Lz	x	6.49	0.39	0	1	1	1	0						6.88
8	3F+2A+2Lo+SEQ	x	11.33	0.53	1	1	0	1	1						11.86
9	3F	x	5.83	0.35	1	1	1	0	0						6.18
10	CCoSp4		3.50	0.82	2	2	2	3	3						4.32
11	StSq4		3.90	0.91	2	2	2	3	3						4.81
12	FCCoSp4		3.50	0.58	3	1	2	1	2						4.08
			64.65												68.50
Program Components				Factor											
Composition				2.67	6.25	5.75	7.25	6.25	5.50					6.08	
Presentation				2.67	7.00	6.00	7.25	7.00	6.00					6.67	
Skating Skills				2.67	6.75	6.25	7.00	6.50	6.75					6.67	
Judges Total Program Component Score (factored)														51.85	
Deductions:											0.00				
Rank	Name	Nation	Starting Number	Total Segment Score	Total Element Score	Total Program Component Score (factored)						Total Deductions			
2	Josefin TALJEGARD	SWE	14	113.54	54.14	59.40						0.00			
#	Executed Elements	Info	Base Value	GOE	J1	J2	J3	J4	J5	J6	J7	J8	J9	Ref.	Scores of Panel
1	3Lz+2T		7.20	0.00	0	0	0	0	1						7.20
2	3F<	<	4.24	-0.85	-2	-2	-2	-1	-2						3.39
3	3T+2T		5.50	0.42	0	1	1	1	1						5.92
4	3Lo<	<	3.92	-0.78	-2	-2	0	-2	-3						3.14
5	FCSp4		3.20	0.43	2	1	1	2	1						3.63
6	ChSq1		3.00	1.00	3	1	2	1	4						4.00
7	3S+2Lo	x	6.60	0.43	0	1	1	2	1						7.03
8	3Tq	q	4.62	-0.42	-2	-1	-1	-1	-1						4.20
9	2A	x	3.63	0.00	0	1	0	0	0						3.63
10	CSSp4		3.00	0.40	1	2	2	1	1						3.40
11	StSq3		3.30	1.10	4	3	3	3	5						4.40
12	CCoSp4		3.50	0.70	3	2	2	2	2						4.20
			51.71												54.14
Program Components				Factor											
Composition				2.67	7.50	6.75	7.25	7.25	7.75					7.33	
Presentation				2.67	8.00	7.00	7.75	7.50	8.25					7.75	
Skating Skills				2.67	7.25	7.25	7.00	7.00	7.25					7.17	
Judges Total Program Component Score (factored)														59.40	
Deductions:											0.00				






JUDGES DETAILS PER SKATER
WOMEN FREE SKATING

Rank	Name	Nation	Starting Number	Total Segment Score	Total Element Score	Total Program Component Score (factored)						Total Deductions			
3	Kristina LISOVSKAJA	EST	12	109.18	55.75	53.43						0.00			
#	Executed Elements	Info	Base Value	GOE	J1	J2	J3	J4	J5	J6	J7	J8	J9	Ref.	Scores of Panel
1	3Lz+1Eu+2F		8.20	0.39	1	0	1	1	0						8.59
2	2A		3.30	0.22	0	1	1	1	0						3.52
3	3F+2T		6.60	0.00	-1	0	0	0	0						6.60
4	3Lz		5.90	0.20	1	0	1	0	0						6.10
5	CCoSp4		3.50	0.93	2	3	3	2	4						4.43
6	ChSq1		3.00	0.67	3	1	2	1	-1						3.67
7	3Flq	!	5.83	x	-1.77	-2	-3	-3	-4	-4					4.06
8	2S+2T		2.86	x	0.00	0	0	0	0	0					2.86
9	3T		4.62	x	0.00	0	0	0	0	0					4.62
10	StSq3		3.30	0.44	0	1	2	2	1						3.74
11	FCCoSp4		3.50	0.82	2	3	2	2	3						4.32
12	LSp4		2.70	0.54	2	2	1	3	2						3.24
			53.31												55.75
Program Components			Factor												
Composition			2.67	6.75	6.50	7.00	6.75	5.50							6.67
Presentation			2.67	6.50	6.50	7.25	7.00	5.25							6.67
Skating Skills			2.67	6.25	6.75	7.00	6.75	6.50							6.67
Judges Total Program Component Score (factored)															53.43
Deductions:															0.00

Rank	Name	Nation	Starting Number	Total Segment Score	Total Element Score	Total Program Component Score (factored)						Total Deductions			
4	Julia SAUTER	ROU	11	107.88	54.71	53.17						0.00			
#	Executed Elements	Info	Base Value	GOE	J1	J2	J3	J4	J5	J6	J7	J8	J9	Ref.	Scores of Panel
1	3Lz		5.90	0.39	2	2	0	0	0						6.29
2	3F		5.30	0.53	0	1	1	1	1						5.83
3	3Lo		4.90	0.49	1	1	1	1	0						5.39
4	3S+2T		5.60	-0.86	-2	-2	-2	-3	-2						4.74
5	FSSp4		3.00	0.50	2	0	1	2	2						3.50
6	ChSq1		3.00	0.67	1	2	2	1	1						3.67
7	1S		0.44	x	-0.11	-3	-3	-2	-1	-5					0.33
8	3T+2A+SEQ		8.25	x	-1.12	-2	-3	-3	-2	-3					7.13
9	3T+2T		6.05	x	0.14	2	0	0	0	1					6.19
10	FCCoSp4		3.50	0.23	0	0	1	1	2						3.73
11	StSq4		3.90	0.39	1	1	1	1	2						4.29
12	CCoSp4		3.50	0.12	-1	0	1	0	1						3.62
			53.34												54.71
Program Components			Factor												
Composition			2.67	6.25	6.75	6.75	6.25	7.25							6.58
Presentation			2.67	6.50	6.50	6.50	6.50	7.25							6.50
Skating Skills			2.67	6.75	7.25	6.75	6.50	7.00							6.83
Judges Total Program Component Score (factored)															53.17
Deductions:															0.00







JUDGES DETAILS PER SKATER WOMEN FREE SKATING

Rank	Name	Nation	Starting Number	Total Segment Score	Total Element Score	Total Program Component Score (factored)						Total Deductions				
5	Linnea CEDER	FIN	10	99.02	48.74	50.28						0.00				
#	Executed Elements	Info	Base Value	GOE	J1	J2	J3	J4	J5	J6	J7	J8	J9	Ref.	Scores of Panel	
1	3S+2T		5.60	0.43	1	2	1	1	1						6.03	
2	2Lz		2.10	0.07	-1	1	1	0	0						2.17	
3	3Lz		5.90	0.59	0	1	1	1	1						6.49	
4	2F		1.80	0.00	0	1	0	0	0						1.80	
5	FCSp4		3.20	0.32	1	1	1	1	1						3.52	
6	ChSq1		3.00	0.67	1	2	2	1	0						3.67	
7	3S	x	4.73	-0.72	-2	0	-2	-1	-2						4.01	
8	2A+1Eu+2S	x	5.61	0.00	0	0	1	0	-1						5.61	
9	StSq4		3.90	0.39	1	0	1	1	1						4.29	
10	2A+2T	x	5.06	0.33	1	1	1	0	1						5.39	
11	SSp3		2.10	-0.07	-1	-1	0	0	0						2.03	
12	CCoSp4		3.50	0.23	1	0	1	0	1						3.73	
			46.50												48.74	
Program Components				Factor												
Composition				2.67	5.50	6.00	7.00	5.75	6.50							6.08
Presentation				2.67	5.75	6.00	6.75	6.25	6.50							6.25
Skating Skills				2.67	6.25	6.50	7.00	6.50	6.50							6.50
Judges Total Program Component Score (factored)															50.28	
Deductions:															0.00	
Rank	Name	Nation	Starting Number	Total Segment Score	Total Element Score	Total Program Component Score (factored)						Total Deductions				
6	Tara PRASAD	IND	7	88.34	47.83	42.51						-2.00				
#	Executed Elements	Info	Base Value	GOE	J1	J2	J3	J4	J5	J6	J7	J8	J9	Ref.	Scores of Panel	
1	3F+2T+2Lo		8.30	0.35	1	0	0	1	1						8.65	
2	3Lz		5.90	0.00	0	-1	0	1	0						5.90	
3	3Loq	F	4.90	-2.45	-5	-5	-5	-5	-5						2.45	
4	3Lo<+2T	<	5.22	-0.91	-3	-2	-2	-2	-4						4.31	
5	FCCoSp4		3.50	0.35	2	-1	1	1	1						3.85	
6	3Fq+2A<+SEQ	<	8.73	-2.30	-5	-4	-5	-4	-4						6.43	
7	3S<	F	3.78	-1.72	-5	-5	-5	-5	-5						2.06	
8	2A	x	3.63	0.00	0	0	0	0	0						3.63	
9	ChSq1		3.00	0.33	-1	0	1	1	1						3.33	
10	FSSp2		2.30	-0.08	-1	0	0	-2	0						2.22	
11	StSq2		2.60	0.00	-1	0	1	-1	1						2.60	
12	LSp3		2.40	0.00	0	-2	0	0	0						2.40	
			54.26												47.83	
Program Components				Factor												
Composition				2.67	4.75	5.50	5.75	4.25	5.50							5.25
Presentation				2.67	4.50	5.50	5.50	4.75	6.00							5.25
Skating Skills				2.67	4.25	5.75	5.50	5.25	5.50							5.42
Judges Total Program Component Score (factored)															42.51	
Deductions: Falls															-2.00 (2)	







JUDGES DETAILS PER SKATER WOMEN FREE SKATING

Rank	Name	Nation	Starting Number	Total Segment Score	Total Element Score	Total Program Component Score (factored)						Total Deductions			
7	Alexandra FEIGIN	BUL	9	85.94	46.13	39.81						0.00			
#	Executed Elements	Info	Base Value	GOE	J1	J2	J3	J4	J5	J6	J7	J8	J9	Ref.	Scores of Panel
1	3T+3T		8.40	0.56	1	2	1	1	2						8.96
2	3Lz<	<	4.72	-2.05	-4	-4	-3	-5	-5						2.67
3	2F		1.80	0.00	0	0	0	0	0						1.80
4	3S		4.30	-0.29	-1	0	0	-1	-1						4.01
5	CCoSp4		3.50	0.47	2	1	2	1	1						3.97
6	3Lo<+2A+SEQ	<	7.94	-1.18	-3	-3	-3	-2	-3						6.76
7	3Loq	q	5.39	-1.31	-3	-3	-2	-2	-3						4.08
8	2A<	<	2.90	-1.15	-4	-4	-5	-4	-5						1.75
9	FCCoSp4		3.50	0.23	1	0	2	0	1						3.73
10	StSq3		3.30	-0.11	-1	0	1	-1	0						3.19
11	ChSq1		3.00	-0.17	-2	0	1	0	-1						2.83
12	SSp3		2.10	0.28	-1	2	2	2	0						2.38
			50.85												46.13
Program Components				Factor											
Composition				2.67	4.25	5.25	6.75	4.00	4.75					4.75	
Presentation				2.67	4.50	5.00	6.50	4.50	5.00					4.83	
Skating Skills				2.67	4.50	5.50	6.25	4.75	5.75					5.33	
Judges Total Program Component Score (factored)											39.81				
Deductions:											0.00				
Rank	Name	Nation	Starting Number	Total Segment Score	Total Element Score	Total Program Component Score (factored)						Total Deductions			
8	Minja PELTONEN	FIN	6	83.38	38.99	45.39						-1.00			
#	Executed Elements	Info	Base Value	GOE	J1	J2	J3	J4	J5	J6	J7	J8	J9	Ref.	Scores of Panel
1	3Lz+2Lo		7.60	0.39	1	1	1	0	0						7.99
2	3F<	<	4.24	-2.12	-5	-5	-5	-5	-5						2.12
3	2A+1Eu+2F		5.60	0.00	-1	2	0	0	0						5.60
4	FCSp3		2.80	0.28	1	2	1	1	0						3.08
5	2Lz+2T		3.40	0.21	1	2	1	1	0						3.61
6	3Lo<	F	4.31	-1.96	-5	-5	-5	-5	-5						2.35
7	SSp4		2.50	0.17	2	1	0	1	0						2.67
8	ChSq1		3.00	-0.33	-1	0	0	-1	-1						2.67
9	2S	x	1.43	0.00	0	0	0	1	0						1.43
10	1A	x	1.21	-0.37	-3	-4	-3	-3	-5						0.84
11	StSq3		3.30	0.33	1	1	1	1	0						3.63
12	CCoSp3		3.00	0.00	0	0	1	0	0						3.00
			42.39												38.99
Program Components				Factor											
Composition				2.67	5.25	6.00	6.00	5.50	4.00					5.58	
Presentation				2.67	5.75	5.75	6.25	5.50	4.50					5.67	
Skating Skills				2.67	5.50	6.00	6.00	5.75	5.25					5.75	
Judges Total Program Component Score (factored)											45.39				
Deductions:											-1.00				
Falls											-1.00 (1)				





JUDGES DETAILS PER SKATER
WOMEN FREE SKATING

Rank	Name	Nation	Starting Number	Total Segment Score	Total Element Score	Total Program Component Score (factored)	Total Deductions
9	Angelina KUCHVALSKA	LAT	5	82.42	38.58	43.84	0.00

#	Executed Elements	Info	Base Value	GOE	J1	J2	J3	J4	J5	J6	J7	J8	J9	Ref.	Scores of Panel		
1	1Lz		0.60	-0.02	-1	-1	0	0	0						0.58		
2	3Fq+2A+SEQ	q	8.60	-0.71	-1	-1	-2	-1	-2						7.89		
3	3S+2T+2Lo		7.30	0.29	2	2	0	0	0						7.59		
4	FSSp4		3.00	0.10	0	1	0	1	0						3.10		
5	2T		1.30	0.00	0	1	0	0	0						1.30		
6	3S+1Eu+2F*	*	4.80	-1.15	-2	-2	-3	-3	-4						3.65		
7	ChSq1		3.00	-0.17	-2	1	0	-1	0						2.83		
8	FCCoSp2V		1.88	0.06	-1	1	1	0	0						1.94		
9	3T<	<	3.70	x -0.78	-2	-2	-3	-1	-3						2.92		
10	1A	x	1.21	x 0.00	0	0	0	0	0						1.21		
11	StSq2		2.60	0.00	1	0	0	0	0						2.60		
12	LSp4		2.70	0.27	1	1	1	2	1						2.97		
			40.69												38.58		
Program Components				Factor													
Composition				2.67	5.00	6.00	5.75	5.50	5.00						5.42		
Presentation				2.67	4.75	6.00	5.25	5.75	4.50						5.25		
Skating Skills				2.67	5.25	6.25	5.50	6.25	5.50						5.75		
Judges Total Program Component Score (factored)																	43.84

Deductions:

0.00

Rank	Name	Nation	Starting Number	Total Segment Score	Total Element Score	Total Program Component Score (factored)	Total Deductions
10	Isabella VANDERLAAT	SWE	8	78.56	35.17	45.39	-2.00



#	Executed Elements	Info	Base Value	GOE	J1	J2	J3	J4	J5	J6	J7	J8	J9	Ref.	Scores of Panel		
1	3Lz!<	F	4.72	-2.36	-5	-5	-5	-5	-5						2.36		
2	3F<	<	4.24	-0.85	-3	-2	-2	-2	-2						3.39		
3	3S+1Eu+2S		6.10	0.29	2	0	1	1	0						6.39		
4	StSq2		2.60	0.26	1	0	1	1	1						2.86		
5	3Lz!<+1A+SEQ	<	5.82	-1.42	-3	-3	-3	-3	-3						4.40		
6	1S		0.40	0.00	-1	0	0	0	0						0.40		
7	CCoSp2V		1.88	0.13	2	0	1	0	1						2.01		
8	2A	F	3.63	x -1.65	-5	-5	-5	-5	-5						1.98		
9	FCSp3		2.80	0.19	1	0	0	1	1						2.99		
10	LSp4		2.70	0.54	3	1	1	3	2						3.24		
11	ChSq1		3.00	0.17	0	0	1	1	0						3.17		
12	2F	x	1.98	x 0.00	0	0	0	0	-1						1.98		
			39.87												35.17		
Program Components				Factor													
Composition				2.67	5.75	5.75	6.25	5.50	4.50						5.67		
Presentation				2.67	6.00	5.50	6.50	5.25	4.50						5.58		
Skating Skills				2.67	6.00	5.75	6.25	5.50	5.50						5.75		
Judges Total Program Component Score (factored)																	45.39

Deductions: Falls

-2.00 (2)

-2.00







JUDGES DETAILS PER SKATER
WOMEN FREE SKATING

Rank	Name	Nation	Starting Number	Total Segment Score	Total Element Score	Total Program Component Score (factored)						Total Deductions				
11	Petra PALMIO	FIN	4	76.40	33.58	43.82						-1.00				
#	Executed Elements	Info	Base Value	GOE	J1	J2	J3	J4	J5	J6	J7	J8	J9	Ref.	Scores of Panel	
1	3T<	F	3.36	-1.68	-5	-5	-5	-5	-5						1.68	
2	3S+2T		5.60	0.57	2	2	1	1	1						6.17	
3	2S		1.30	-0.04	-1	0	0	0	-1						1.26	
4	2A		3.30	-0.99	-2	-3	-3	-3	-4						2.31	
5	FCSp4		3.20	0.11	-1	1	0	1	0						3.31	
6	A		0.00	0.00	-	-	-	-	-						0.00	
7	2F+2T	x	3.41	0.00	-1	0	0	0	0						3.41	
8	CCoSp4		3.50	0.47	2	2	1	1	1						3.97	
9	StSq3		3.30	0.22	1	1	0	1	-1						3.52	
10	2F	x	1.98	0.00	0	0	0	0	0						1.98	
11	ChSq1		3.00	0.17	-2	2	1	0	0						3.17	
12	LSp3		2.40	0.40	2	2	1	2	0						2.80	
			34.35												33.58	
Program Components				Factor												
Composition					2.67	5.00	5.75	5.25	5.75	4.00						5.33
Presentation					2.67	5.50	5.75	5.50	6.00	5.00						5.58
Skating Skills					2.67	5.50	6.00	5.25	5.75	5.25						5.50
Judges Total Program Component Score (factored)															43.82	
Deductions:		Falls			-1.00	(1)									-1.00	

Rank	Name	Nation	Starting Number	Total Segment Score	Total Element Score	Total Program Component Score (factored)						Total Deductions				
12	Ashley COLLIVER	AUS	3	73.98	33.60	41.38						-1.00				
#	Executed Elements	Info	Base Value	GOE	J1	J2	J3	J4	J5	J6	J7	J8	J9	Ref.	Scores of Panel	
1	2A		3.30	-1.21	-3	-4	-4	-2	-4						2.09	
2	2Lo+2A+SEQ		5.00	0.00	2	0	0	0	0						5.00	
3	2F	F	1.80	-0.90	-5	-5	-5	-5	-5						0.90	
4	FSSp4		3.00	0.10	2	0	0	1	0						3.10	
5	2Lz+1Eu+2S	!	3.90	-0.21	-1	-1	-1	-1	-3						3.69	
6	2Lz+2T	x	3.74	0.00	0	0	0	0	0						3.74	
7	2S	x	1.43	0.00	0	0	0	1	0						1.43	
8	LSp2		1.90	0.19	2	0	0	2	1						2.09	
9	2Lo	x	1.87	0.00	1	0	0	0	0						1.87	
10	StSq2		2.60	0.09	1	0	0	1	0						2.69	
11	ChSq1		3.00	0.50	2	1	1	1	-1						3.50	
12	CCoSp4		3.50	0.00	-1	-2	0	1	1						3.50	
			35.04												33.60	
Program Components				Factor												
Composition					2.67	5.50	5.00	5.00	5.25	4.00						5.08
Presentation					2.67	5.50	5.25	4.75	5.50	5.00						5.25
Skating Skills					2.67	5.25	5.25	4.75	5.25	5.00						5.17
Judges Total Program Component Score (factored)															41.38	
Deductions:		Falls			-1.00	(1)									-1.00	






JUDGES DETAILS PER SKATER
WOMEN FREE SKATING

Rank	Name	Nation	Starting Number	Total Segment Score	Total Element Score	Total Program Component Score (factored)						Total Deductions				
13	Julija POLNIUK	POL	1	66.26	30.32	36.94						-1.00				
#	Executed Elements	Info	Base Value	GOE	J1	J2	J3	J4	J5	J6	J7	J8	J9	Ref.	Scores of Panel	
1	2A		3.30	0.44	1	2	1	1	2						3.74	
2	3Lo<	<	3.92	-1.18	-4	-2	-3	-2	-4						2.74	
3	2Lz+2Lo+2Lo		5.50	-0.63	-1	-3	-3	-3	-3						4.87	
4	3S+2Lo<*	*	4.30	-1.86	-5	-4	-3	-4	-5						2.44	
5	CCoSp3		3.00	-0.10	-2	-1	-1	1	1						2.90	
6	2Lo*	*	0.00	0.00	-	-	-	-	-						0.00	
7	StSq2		2.60	0.00	1	1	-1	0	-2						2.60	
8	3Sq	q	4.73	x -1.58	-4	-3	-3	-4	-4						3.15	
9	2Lz+1T		2.75	x -0.14	-1	0	0	-1	-1						2.61	
10	ChSq1		3.00	0.17	1	0	0	1	-2						3.17	
11	FSSp		0.00	0.00	-	-	-	-	-						0.00	
12	FCCoSp3		3.00	-0.90	-3	-3	-2	-3	-4						2.10	
			36.10												30.32	
Program Components				Factor												
Composition				2.67	4.25	5.50	4.50	4.75	4.00						4.50	
Presentation				2.67	4.50	5.25	4.00	5.00	3.50						4.50	
Skating Skills				2.67	4.50	5.75	4.50	5.00	5.00						4.83	
Judges Total Program Component Score (factored)															36.94	
Deductions:				Time violation	-1.00											-1.00


Rank	Name	Nation	Starting Number	Total Segment Score	Total Element Score	Total Program Component Score (factored)						Total Deductions				
14	Marietta ATKINS	POL	2	64.69	27.98	36.71						0.00				
#	Executed Elements	Info	Base Value	GOE	J1	J2	J3	J4	J5	J6	J7	J8	J9	Ref.	Scores of Panel	
1	2S		1.30	0.22	2	2	1	2	0						1.52	
2	2A		3.30	-1.10	-2	-3	-4	-3	-4						2.20	
3	2A		3.30	-0.66	-2	-1	-2	-2	-2						2.64	
4	2Lz		2.10	0.07	0	1	0	1	0						2.17	
5	2F		1.80	0.06	-1	1	0	1	0						1.86	
6	2Lo		1.87	x 0.00	0	0	0	1	0						1.87	
7	2Lo+2T	x	3.30	x -0.11	-2	0	0	-1	-1						3.19	
8	LSp3		2.40	-0.16	-1	0	-1	1	-2						2.24	
9	ChSq1		3.00	0.00	0	0	0	0	-3						3.00	
10	CCoSp4		3.50	0.00	0	0	0	1	0						3.50	
11	StSq1		1.80	0.00	-2	0	0	0	0						1.80	
12	FSSp2		2.30	-0.31	-1	-3	-2	-1	0						1.99	
			29.97												27.98	
Program Components				Factor												
Composition				2.67	3.50	5.25	4.75	4.00	4.00							4.25
Presentation				2.67	3.25	5.50	4.50	4.50	4.25							4.42
Skating Skills				2.67	3.50	5.50	4.75	5.00	5.50							5.08
Judges Total Program Component Score (factored)																36.71
Deductions:																0.00

Legend:							
#	Sequence number	GOE	Grade of Execution	Jx	Judges (x=1-9)	Ref.	Referee
*	Invalid element	<	Under-rotated jump	x	Credit for highlight distribution, base value multiplied by 1.1		
!	Not clear edge	F	Fall	q	Jump landed on the quarter		





Interclub Figure Skating Competition
Tallinn Trophy 2023



Tallinn / EST

November 24 - 26, 2023

JUDGES DETAILS PER SKATER

BASIC NOVICE 2012-2014 GIRLS FREE SKATING

Rank	Name	Nation	Starting Number	Total Segment Score	Total Element Score	Total Program Component Score (factored)	Total Deductions
1	Olivia BAZLOVA	CYP	6	45.95	23.82	22.13	0.00

#	Executed Elements	Info	Base Value	GOE	J1	J2	J3	J4	J5	J6	J7	J8	J9	Ref.	Scores of Panel	
1	2A		3.30	0.22	0	1	1								3.52	
2	2A		3.30	-0.44	-1	-2	-1								2.86	
3	FCSSp2		2.30	0.46	1	3	2								2.76	
4	2S+2T		2.60	0.00	0	0	0								2.60	
5	StSq2		2.60	0.61	2	3	2								3.21	
6	CCoSp2		2.50	0.58	2	3	2								3.08	
7	2F		1.80	0.12	0	1	1								1.92	
8	2Lz+2Lo		3.80	0.07	0	1	0								3.87	
			22.20												23.82	
Program Components			Factor													
Composition			1.67	4.50	4.50	4.00										
Presentation			1.67	4.25	4.75	4.50										
Skating Skills			1.67	4.50	4.50	4.25										
Judges Total Program Component Score (factored)																22.13

Deductions: 0.00

Rank	Name	Nation	Starting Number	Total Segment Score	Total Element Score	Total Program Component Score (factored)	Total Deductions
2	Emilia NIKOLAITSHUK	EST	8	40.37	19.37	21.00	0.00

#	Executed Elements	Info	Base Value	GOE	J1	J2	J3	J4	J5	J6	J7	J8	J9	Ref.	Scores of Panel	
1	2A<<	<<	1.10	-0.33	-3	-3	-3								0.77	
2	2F+2T		3.10	-0.06	0	0	-1								3.04	
3	2Lz		2.10	0.21	1	1	1								2.31	
4	FCSSp2		2.30	0.38	2	2	1								2.68	
5	2Lz+1A+SEQ		3.20	0.21	1	1	1								3.41	
6	StSq2		2.60	0.17	1	0	1								2.77	
7	2S		1.30	0.09	0	1	1								1.39	
8	CCoSp2		2.50	0.50	1	3	2								3.00	
			18.20												19.37	
Program Components			Factor													
Composition			1.67	4.25	4.75	4.00										
Presentation			1.67	4.00	4.50	4.00										
Skating Skills			1.67	4.25	4.25	3.75										
Judges Total Program Component Score (factored)																21.00

Deductions: 0.00

Rank	Name	Nation	Starting Number	Total Segment Score	Total Element Score	Total Program Component Score (factored)	Total Deductions
3	Katalina SERATINSKA	LAT	14	40.11	20.22	19.89	0.00


#	Executed Elements	Info	Base Value	GOE	J1	J2	J3	J4	J5	J6	J7	J8	J9	Ref.	Scores of Panel	
1	2F+1A+SEQ		2.90	0.18	1	1	1								3.08	
2	2S		1.30	0.13	1	1	1								1.43	
3	2Lo+2T		3.00	0.11	1	1	0								3.11	
4	CCoSp2		2.50	0.00	0	0	0								2.50	
5	2Lz		2.10	0.07	0	1	0								2.17	
6	2Lz		2.10	0.21	1	1	1								2.31	
7	StSq2		2.60	0.26	1	1	1								2.86	
8	CSSp2		2.30	0.46	3	2	1								2.76	
			18.80												20.22	
Program Components			Factor													
Composition			1.67	4.50	4.00	3.75										
Presentation			1.67	4.25	4.00	3.75										
Skating Skills			1.67	4.00	4.00	3.50										
Judges Total Program Component Score (factored)																19.89

Deductions: 0.00





Interclub Figure Skating Competition
Tallinn Trophy 2023



Tallinn / EST

November 24 - 26, 2023

JUDGES DETAILS PER SKATER

BASIC NOVICE 2012-2014 GIRLS FREE SKATING

Rank	Name	Nation	Starting Number	Total Segment Score	Total Element Score	Total Program Component Score (factored)	Total Deductions
4	Lilli Ann PRANGEL	EST	11	39.03	18.71	20.32	0.00

#	Executed Elements	Info	Base Value	GOE	J1	J2	J3	J4	J5	J6	J7	J8	J9	Ref.	Scores of Panel
1	2S		1.30	0.09	0	1	1								1.39
2	2Lo+1A+SEQ		2.80	0.11	1	0	1								2.91
3	2Lz		2.10	0.00	0	0	0								2.10
4	CCoSp2		2.50	0.58	3	2	2								3.08
5	2F		1.80	0.18	1	1	1								1.98
6	1A+2T		2.40	-0.04	-1	0	0								2.36
7	StSq1		1.80	0.18	1	1	1								1.98
8	CSSp2		2.30	0.61	3	3	2								2.91
			17.00												18.71
Program Components				Factor											
Composition				1.67	4.50	4.00	4.00								4.17
Presentation				1.67	4.25	4.00	3.75								4.00
Skating Skills				1.67	4.25	4.25	3.50								4.00
Judges Total Program Component Score (factored)															20.32

Deductions: 0.00

Rank	Name	Nation	Starting Number	Total Segment Score	Total Element Score	Total Program Component Score (factored)	Total Deductions
5	Maia Gilda MENSON	EST	22	38.08	19.52	19.06	-0.50

#	Executed Elements	Info	Base Value	GOE	J1	J2	J3	J4	J5	J6	J7	J8	J9	Ref.	Scores of Panel
1	2A<<	F	1.10	-0.55	-5	-5	-5								0.55
2	2F+2T		3.10	0.00	0	0	0								3.10
3	2S+2Lo		3.00	0.11	1	1	0								3.11
4	CCoSp2		2.50	0.42	2	2	1								2.92
5	2Lz		2.10	0.07	0	1	0								2.17
6	StSq2		2.60	0.35	1	1	2								2.95
7	2Lz		2.10	-0.14	-1	0	-1								1.96
8	CSSp2		2.30	0.46	2	2	2								2.76
			18.80												19.52
Program Components				Factor											
Composition				1.67	4.25	3.75	3.50								3.83
Presentation				1.67	3.75	4.00	3.50								3.75
Skating Skills				1.67	4.00	4.00	3.50								3.83
Judges Total Program Component Score (factored)															19.06


Deductions: Falls -0.50 (1) -0.50

Rank	Name	Nation	Starting Number	Total Segment Score	Total Element Score	Total Program Component Score (factored)	Total Deductions
6	Varvara BUKA	LAT	7	37.05	18.26	18.79	0.00


#	Executed Elements	Info	Base Value	GOE	J1	J2	J3	J4	J5	J6	J7	J8	J9	Ref.	Scores of Panel
1	2Lz		2.10	0.14	1	1	0								2.24
2	2F+2Lo		3.50	0.00	0	0	0								3.50
3	CCoSp2		2.50	0.17	1	1	0								2.67
4	1A		1.10	0.04	1	0	0								1.14
5	StSq1		1.80	0.00	0	0	0								1.80
6	2S+2T		2.60	0.04	1	0	0								2.64
7	2Lz		2.10	0.14	1	0	1								2.24
8	CSSp1		1.90	0.13	1	1	0								2.03
			17.60												18.26
Program Components				Factor											
Composition				1.67	4.25	4.00	3.50								3.92
Presentation				1.67	3.75	3.75	3.25								3.58
Skating Skills				1.67	4.00	3.75	3.50								3.75
Judges Total Program Component Score (factored)															18.79

Deductions: 0.00





Interclub Figure Skating Competition
Tallinn Trophy 2023



Tallinn / EST

November 24 - 26, 2023

JUDGES DETAILS PER SKATER


BASIC NOVICE 2012-2014 GIRLS FREE SKATING

Rank	Name	Nation	Starting Number	Total Segment Score	Total Element Score	Total Program Component Score (factored)						Total Deductions			
7	Varvara USPENSKA	LAT	24	35.81	17.53	18.78						-0.50			
#	Executed Elements	Info	Base Value	GOE	J1	J2	J3	J4	J5	J6	J7	J8	J9	Ref.	Scores of Panel
1	2Lz		2.10	0.21	1	1	1								2.31
2	2Lz+2T		3.40	0.07	1	0	0								3.47
3	CSSp2		2.30	0.23	1	1	1								2.53
4	StSqB		1.50	0.00	0	1	-1								1.50
5	2F		1.80	0.00	-1	1	0								1.80
6	2Lo	F	1.70	-0.85	-5	-5	-5								0.85
7	2S+1A+SEQ		2.40	0.09	1	1	0								2.49
8	CCoSp2		2.50	0.08	1	1	-1								2.58
			17.70												17.53
Program Components			Factor												
Composition			1.67	4.25	4.00	3.00						3.75			
Presentation			1.67	4.00	4.25	3.00						3.75			
Skating Skills			1.67	4.25	3.75	3.25						3.75			
Judges Total Program Component Score (factored)												18.78			
Deductions:			Falls -0.50 (1)									-0.50			


Rank	Name	Nation	Starting Number	Total Segment Score	Total Element Score	Total Program Component Score (factored)						Total Deductions			
8	Marta VAGINE	LAT	4	34.76	16.80	17.96						0.00			
#	Executed Elements	Info	Base Value	GOE	J1	J2	J3	J4	J5	J6	J7	J8	J9	Ref.	Scores of Panel
1	2S		1.30	0.00	0	0	0								1.30
2	2Lz+2T		3.40	-0.07	0	0	-1								3.33
3	2Lo<+1A+SEQ	<	2.46	-0.27	-2	-2	-2								2.19
4	2F		1.80	-0.06	0	-1	0								1.74
5	CSSp2		2.30	0.46	3	1	2								2.76
6	2Lz		2.10	-0.35	-2	-2	-1								1.75
7	CCoSp2V		1.88	0.25	2	1	1								2.13
8	StSqB		1.50	0.10	1	0	1								1.60
			16.74												16.80
Program Components			Factor												
Composition			1.67	3.50	3.50	3.75						3.58			
Presentation			1.67	3.75	3.50	3.75						3.67			
Skating Skills			1.67	3.75	3.25	3.50						3.50			
Judges Total Program Component Score (factored)												17.96			
Deductions:												0.00			

Rank	Name	Nation	Starting Number	Total Segment Score	Total Element Score	Total Program Component Score (factored)						Total Deductions			
9	Alexandra KISSELJOVA	EST	18	34.49	16.54	17.95						0.00			
#	Executed Elements	Info	Base Value	GOE	J1	J2	J3	J4	J5	J6	J7	J8	J9	Ref.	Scores of Panel
1	1A+1A+SEQ		2.20	0.04	0	1	0								2.24
2	2Lz		2.10	0.00	0	0	0								2.10
3	2Lz+2T<	<	3.14	-0.56	-2	-3	-3								2.58
4	LSp2		1.90	0.13	0	1	1								2.03
5	2F		1.80	0.00	0	0	0								1.80
6	StSq1		1.80	-0.06	0	0	-1								1.74
7	2Lo		1.70	-0.23	-1	-1	-2								1.47
8	CCoSp2		2.50	0.08	1	0	0								2.58
			17.14												16.54
Program Components			Factor												
Composition			1.67	3.75	4.00	3.50						3.75			
Presentation			1.67	3.25	3.50	3.25						3.33			
Skating Skills			1.67	3.75	3.75	3.50						3.67			
Judges Total Program Component Score (factored)												17.95			
Deductions:												0.00			





Interclub Figure Skating Competition
Tallinn Trophy 2023



Tallinn / EST

November 24 - 26, 2023

JUDGES DETAILS PER SKATER


BASIC NOVICE 2012-2014 GIRLS FREE SKATING

Rank	Name	Nation	Starting Number	Total Segment Score	Total Element Score	Total Program Component Score (factored)						Total Deductions			
10	Gabriela SHMITE	LAT	15	33.49	16.03	17.96						-0.50			
#	Executed Elements	Info	Base Value	GOE	J1	J2	J3	J4	J5	J6	J7	J8	J9	Ref.	Scores of Panel
1	2Lz		2.10	0.00	0	0	0								2.10
2	CSSp2		2.30	0.15	1	1	0								2.45
3	1A+1A+SEQ		2.20	0.11	1	1	1								2.31
4	2S+2T	F	2.60	-0.65	-5	-5	-5								1.95
5	2Lo		1.70	0.00	0	0	0								1.70
6	StSqB		1.50	-0.10	-2	0	0								1.40
7	2Lo		1.70	0.00	0	0	0								1.70
8	CCoSp2		2.50	-0.08	-1	1	-1								2.42
			16.60												16.03
Program Components			Factor												
Composition				1.67	4.25	3.75	3.50						3.83		
Presentation				1.67	3.50	3.50	3.50						3.50		
Skating Skills				1.67	3.75	3.50	3.00						3.42		
Judges Total Program Component Score (factored)												17.96			
Deductions:			Falls				-0.50 (1)					-0.50			


Rank	Name	Nation	Starting Number	Total Segment Score	Total Element Score	Total Program Component Score (factored)						Total Deductions			
11	Eva BABILO	EST	17	33.37	15.96	17.41						0.00			
#	Executed Elements	Info	Base Value	GOE	J1	J2	J3	J4	J5	J6	J7	J8	J9	Ref.	Scores of Panel
1	2Lz		2.10	-0.07	0	0	-1								2.03
2	1A+2Lo<<	<<	1.60	-0.48	-4	-5	-4								1.12
3	CCoSp2		2.50	0.25	1	1	1								2.75
4	2F+1A+SEQ		2.90	0.12	1	1	0								3.02
5	StSqB		1.50	0.00	-1	1	0								1.50
6	2S		1.30	0.00	0	0	0								1.30
7	2F		1.80	0.06	0	1	0								1.86
8	CSSp2		2.30	0.08	0	1	0								2.38
			16.00												15.96
Program Components			Factor												
Composition				1.67	3.25	3.50	3.50						3.42		
Presentation				1.67	3.25	3.75	3.50						3.50		
Skating Skills				1.67	3.50	3.75	3.25						3.50		
Judges Total Program Component Score (factored)												17.41			
Deductions:												0.00			

Rank	Name	Nation	Starting Number	Total Segment Score	Total Element Score	Total Program Component Score (factored)						Total Deductions			
12	Varvara FILJAEVA	EST	12	33.35	16.08	17.27						0.00			
#	Executed Elements	Info	Base Value	GOE	J1	J2	J3	J4	J5	J6	J7	J8	J9	Ref.	Scores of Panel
1	2Lo+1A+SEQ		2.80	0.00	0	0	0								2.80
2	2Lzq	q	2.10	-0.63	-2	-3	-4								1.47
3	CCoSp2		2.50	0.25	1	1	1								2.75
4	2F		1.80	0.00	-1	1	0								1.80
5	StSq2		2.60	0.00	-1	1	0								2.60
6	2F		1.80	-0.06	0	0	-1								1.74
7	2S		1.30	-0.22	-2	-1	-2								1.08
8	CSSp1		1.90	-0.06	0	0	-1								1.84
			16.80												16.08
Program Components			Factor												
Composition				1.67	3.25	3.50	3.50						3.42		
Presentation				1.67	3.00	3.75	3.50						3.42		
Skating Skills				1.67	3.50	3.50	3.50						3.50		
Judges Total Program Component Score (factored)												17.27			
Deductions:												0.00			





Interclub Figure Skating Competition
Tallinn Trophy 2023



Tallinn / EST

November 24 - 26, 2023

JUDGES DETAILS PER SKATER


BASIC NOVICE 2012-2014 GIRLS FREE SKATING

Rank	Name	Nation	Starting Number	Total Segment Score	Total Element Score	Total Program Component Score (factored)						Total Deductions			
13	Lauriite RÄTSEP	EST	23	32.59	14.78	18.81						-1.00			
#	Executed Elements	Info	Base Value	GOE	J1	J2	J3	J4	J5	J6	J7	J8	J9	Ref.	Scores of Panel
1	2F+2Lo<<	<<	2.30	-0.84	-4	-5	-5								1.46
2	2Lz		2.10	-0.35	-2	-1	-2								1.75
3	1A		1.10	0.04	0	0	1								1.14
4	2F	F	1.80	-0.90	-5	-5	-5								0.90
5	CCoSp2		2.50	0.33	2	1	1								2.83
6	StSq1		1.80	0.06	1	1	-1								1.86
7	2S+1A+SEQ		2.40	-0.09	-1	0	-1								2.31
8	CSSp2		2.30	0.23	1	1	1								2.53
			16.30												14.78
Program Components			Factor												
Composition				1.67	4.25	3.75	3.75						3.92		
Presentation				1.67	3.75	3.50	3.00						3.42		
Skating Skills				1.67	4.25	4.00	3.50						3.92		
Judges Total Program Component Score (factored)												18.81			
Deductions:			Time violation		-0.50		Falls		-0.50		(1)		-1.00		


Rank	Name	Nation	Starting Number	Total Segment Score	Total Element Score	Total Program Component Score (factored)						Total Deductions			
14	Arina KRIIVA	EST	9	32.53	15.78	17.25						-0.50			
#	Executed Elements	Info	Base Value	GOE	J1	J2	J3	J4	J5	J6	J7	J8	J9	Ref.	Scores of Panel
1	2A<	<	2.64	-1.32	-5	-5	-5								1.32
2	1A		1.10	-0.07	-1	0	-1								1.03
3	2Lzq+2Lo<	F	3.46	-1.05	-5	-5	-5								2.41
4	StSq1		1.80	0.00	0	0	0								1.80
5	2F		1.80	0.00	0	0	0								1.80
6	CCoSp2		2.50	0.17	3	1	-2								2.67
7	2Sq+1A+SEQ	q	2.40	-0.26	-2	-2	-2								2.14
8	CSSp2		2.30	0.31	2	1	1								2.61
			18.00												15.78
Program Components			Factor												
Composition				1.67	3.50	3.50	3.25						3.42		
Presentation				1.67	3.50	3.50	3.00						3.33		
Skating Skills				1.67	3.75	3.75	3.25						3.58		
Judges Total Program Component Score (factored)												17.25			
Deductions:			Falls		-0.50		(1)							-0.50	

Rank	Name	Nation	Starting Number	Total Segment Score	Total Element Score	Total Program Component Score (factored)						Total Deductions			
15	Kotryna KUBILIUTE	LTU	19	30.64	14.50	16.14						0.00			
#	Executed Elements	Info	Base Value	GOE	J1	J2	J3	J4	J5	J6	J7	J8	J9	Ref.	Scores of Panel
1	1A+2Loq	q	2.80	-0.40	-1	-3	-3								2.40
2	CCoSp1		2.00	-0.07	1	-1	-1								1.93
3	2Lz		2.10	-0.07	0	0	-1								2.03
4	2S+2T		2.60	-0.04	0	-1	0								2.56
5	2F		1.80	0.00	0	0	0								1.80
6	StSq1		1.80	-0.12	-3	1	0								1.68
7	2Lz<<	<<	0.60	-0.30	-5	-5	-5								0.30
8	FSSp1		2.00	-0.20	-2	-1	0								1.80
			15.70												14.50
Program Components			Factor												
Composition				1.67	3.00	3.75	2.75						3.17		
Presentation				1.67	2.75	3.75	3.00						3.17		
Skating Skills				1.67	3.25	3.50	3.25						3.33		
Judges Total Program Component Score (factored)												16.14			
Deductions:													0.00		





Interclub Figure Skating Competition
Tallinn Trophy 2023



Tallinn / EST

November 24 - 26, 2023

JUDGES DETAILS PER SKATER


BASIC NOVICE 2012-2014 GIRLS FREE SKATING

Rank	Name	Nation	Starting Number	Total Segment Score	Total Element Score	Total Program Component Score (factored)						Total Deductions			
16	Arina KARSAKOVA	EST	3	30.39	15.39	16.00						-1.00			
#	Executed Elements	Info	Base Value	GOE	J1	J2	J3	J4	J5	J6	J7	J8	J9	Ref.	Scores of Panel
1	2A<<	<<	1.10	-0.44	-4	-4	-4								0.66
2	2Lo	F	1.70	-0.85	-5	-5	-5								0.85
3	2Lz	F	2.10	-1.05	-5	-5	-5								1.05
4	2Lz+1A+SEQ		3.20	-0.07	0	-1	0								3.13
5	CUSp2		2.00	0.40	2	2	2								2.40
6	StSq1		1.80	0.06	-1	1	1								1.86
7	2F+2T		3.10	-0.24	-2	-1	-1								2.86
8	CCoSp2		2.50	0.08	0	2	-1								2.58
			17.50												15.39
Program Components			Factor												
Composition			1.67	3.25	3.75	3.00							3.33		
Presentation			1.67	2.75	3.50	2.75							3.00		
Skating Skills			1.67	3.25	3.50	3.00							3.25		
Judges Total Program Component Score (factored)														16.00	
Deductions:			Falls	-1.00 (2)											-1.00


Rank	Name	Nation	Starting Number	Total Segment Score	Total Element Score	Total Program Component Score (factored)						Total Deductions			
17	Grethe VOSPERT	EST	21	30.16	15.22	15.44						-0.50			
#	Executed Elements	Info	Base Value	GOE	J1	J2	J3	J4	J5	J6	J7	J8	J9	Ref.	Scores of Panel
1	1A		1.10	0.11	1	1	1								1.21
2	2F+2T		3.10	0.00	0	0	0								3.10
3	2Lz	F	2.10	-1.05	-5	-5	-5								1.05
4	2Lz		2.10	0.00	0	0	0								2.10
5	CCoSp2		2.50	0.25	1	1	1								2.75
6	StSqB		1.50	-0.15	-1	-1	-1								1.35
7	2S		1.30	-0.09	0	-1	-1								1.21
8	CSSp2		2.30	0.15	1	1	0								2.45
			16.00												15.22
Program Components			Factor												
Composition			1.67	3.00	3.25	3.00							3.08		
Presentation			1.67	3.25	3.00	2.75							3.00		
Skating Skills			1.67	3.00	3.50	3.00							3.17		
Judges Total Program Component Score (factored)														15.44	
Deductions:			Falls	-0.50 (1)											-0.50

Rank	Name	Nation	Starting Number	Total Segment Score	Total Element Score	Total Program Component Score (factored)						Total Deductions			
18	Liis KITTUS	EST	5	30.03	14.30	15.73						0.00			
#	Executed Elements	Info	Base Value	GOE	J1	J2	J3	J4	J5	J6	J7	J8	J9	Ref.	Scores of Panel
1	2S+1A+SEQ		2.40	0.00	0	0	0								2.40
2	2Lz<	<	1.68	-0.50	-3	-3	-3								1.18
3	StSqB		1.50	-0.05	0	-1	0								1.45
4	CSSp2		2.30	-0.15	1	-1	-2								2.15
5	2F<+2T<	<	2.48	-0.58	-4	-4	-4								1.90
6	2F<	<	1.44	-0.34	-3	-2	-2								1.10
7	2Lo		1.70	0.00	0	0	0								1.70
8	CCoSp2		2.50	-0.08	0	0	-1								2.42
			16.00												14.30
Program Components			Factor												
Composition			1.67	3.50	3.25	2.75							3.17		
Presentation			1.67	3.25	3.00	2.50							2.92		
Skating Skills			1.67	3.50	3.50	3.00							3.33		
Judges Total Program Component Score (factored)														15.73	
Deductions:														0.00	





Interclub Figure Skating Competition
Tallinn Trophy 2023



Tallinn / EST


November 24 - 26, 2023

JUDGES DETAILS PER SKATER
BASIC NOVICE 2012-2014 GIRLS FREE SKATING


Rank	Name	Nation	Starting Number	Total Segment Score	Total Element Score	Total Program Component Score (factored)						Total Deductions			
19	Eileen Elisie VALGE	EST	2	29.54	13.28	16.26						0.00			
#	Executed Elements	Info	Base Value	GOE	J1	J2	J3	J4	J5	J6	J7	J8	J9	Ref.	Scores of Panel
1	2S		1.30	0.00	0	0	0								1.30
2	1S+SEQ+1A*	*	0.40	-0.19	-5	-4	-5								0.21
3	2F!	!	1.80	-0.24	-2	-1	-1								1.56
4	1A+2Loq	q	2.80	-0.45	-2	-3	-3								2.35
5	CCoSp2		2.50	0.00	0	0	0								2.50
6	StSqB		1.50	-0.05	-1	0	0								1.45
7	2Lo		1.70	-0.17	-1	-1	-1								1.53
8	CSSp2		2.30	0.08	1	1	-1								2.38
			14.30												13.28
Program Components			Factor												
Composition			1.67	3.00	3.75	3.25							3.33		
Presentation			1.67	3.25	3.25	2.75							3.08		
Skating Skills			1.67	3.50	3.50	3.00							3.33		
Judges Total Program Component Score (factored)									16.26						
Deductions:											0.00				

Rank	Name	Nation	Starting Number	Total Segment Score	Total Element Score	Total Program Component Score (factored)						Total Deductions			
20	Mia Nataly LINT	EST	20	29.06	13.86	16.70						-1.50			
#	Executed Elements	Info	Base Value	GOE	J1	J2	J3	J4	J5	J6	J7	J8	J9	Ref.	Scores of Panel
1	2A<	F	2.64	-1.32	-5	-5	-5								1.32
2	2A<<	F	1.10	-0.55	-5	-5	-5								0.55
3	StSq2		2.60	0.35	2	1	1								2.95
4	2S		1.30	-0.17	-2	-1	-1								1.13
5	2F+2Lo		3.50	-0.66	-3	-4	-4								2.84
6	CCoSp2		2.50	-0.08	0	0	-1								2.42
7	2Lzq	F	2.10	-1.05	-5	-5	-5								1.05
8	LSp1		1.50	0.10	0	1	1								1.60
			17.24												13.86
Program Components			Factor												
Composition			1.67	3.25	3.50	3.50							3.42		
Presentation			1.67	3.00	3.25	3.00							3.08		
Skating Skills			1.67	3.25	3.50	3.75							3.50		
Judges Total Program Component Score (factored)									16.70						
Deductions:											Falls -1.50 (3)				





Interclub Figure Skating Competition
Tallinn Trophy 2023



Tallinn / EST

November 24 - 26, 2023


JUDGES DETAILS PER SKATER

BASIC NOVICE 2012-2014 GIRLS FREE SKATING


Rank	Name	Nation	Starting Number	Total Segment Score	Total Element Score	Total Program Component Score (factored)						Total Deductions			
21	Alisa SLJUSAREVA	EST	1	26.52	10.87	16.15						-0.50			
#	Executed Elements	Info	Base Value	GOE	J1	J2	J3	J4	J5	J6	J7	J8	J9	Ref.	Scores of Panel
1	2A<<	<<	1.10	-0.44	-4	-4	-4								0.66
2	2Lz!<<	<<	0.60	-0.28	-4	-5	-5								0.32
3	2F<+SEQ+1A*	F	1.44	-0.72	-5	-5	-5								0.72
4	2S+1Lo		1.80	-0.30	-2	-2	-3								1.50
5	CCoSp2		2.50	0.00	0	0	0								2.50
6	2Fq	q	1.80	-0.30	-1	-2	-2								1.50
7	StSqB		1.50	-0.05	-1	0	0								1.45
8	CCSp2		2.30	-0.08	0	0	-1								2.22
			13.04												10.87
Program Components				Factor											
Composition				1.67	3.50	3.25	3.00							3.25	
Presentation				1.67	3.25	3.25	2.50							3.00	
Skating Skills				1.67	3.50	3.50	3.25							3.42	
Judges Total Program Component Score (factored)													16.15		
Deductions:		Falls	-0.50 (1)										-0.50		

Rank	Name	Nation	Starting Number	Total Segment Score	Total Element Score	Total Program Component Score (factored)						Total Deductions			
22	Margarita FENKO	EST	10	26.40	13.68	14.22						-1.50			
#	Executed Elements	Info	Base Value	GOE	J1	J2	J3	J4	J5	J6	J7	J8	J9	Ref.	Scores of Panel
1	2Lo+2T		3.00	-0.11	0	0	-2								2.89
2	2Lo	F	1.70	-0.85	-5	-5	-5								0.85
3	CCoSp2		2.50	-0.25	-1	0	-2								2.25
4	2Lz!q	F	2.10	-1.05	-5	-5	-5								1.05
5	CSSp2		2.30	0.31	2	1	1								2.61
6	StSqB		1.50	-0.05	-1	0	0								1.45
7	2F<+1A+SEQ	<	2.54	-0.48	-3	-4	-3								2.06
8	2S<	F	1.04	-0.52	-5	-5	-5								0.52
			16.68												13.68
Program Components				Factor											
Composition				1.67	3.25	3.00	2.50							2.92	
Presentation				1.67	3.00	2.75	2.25							2.67	
Skating Skills				1.67	3.25	3.00	2.50							2.92	
Judges Total Program Component Score (factored)													14.22		
Deductions:		Falls	-1.50 (3)										-1.50		





Interclub Figure Skating Competition
Tallinn Trophy 2023



Tallinn / EST

November 24 - 26, 2023

JUDGES DETAILS PER SKATER

BASIC NOVICE 2012-2014 GIRLS FREE SKATING

Rank	Name	Nation	Starting Number	Total Segment Score	Total Element Score	Total Program Component Score (factored)						Total Deductions			
23	Olivia BAN	EST	13	23.49	9.10	14.89						-0.50			
#	Executed Elements	Info	Base Value	GOE	J1	J2	J3	J4	J5	J6	J7	J8	J9	Ref.	Scores of Panel
1	2Fq	q	1.80	-0.60	-3	-3	-4								1.20
2	2Lz		2.10	0.07	0	1	0								2.17
3	FCSp1		1.90	-0.44	-2	-2	-3								1.46
4	1A		1.10	0.07	0	1	1								1.17
5	2Lz<	<	1.68	-0.78	-4	-5	-5								0.90
6	CoSp	F	0.00	0.00	-	-	-								0.00
7	StSqB		1.50	-0.30	-2	-2	-2								1.20
8	2Sq	q	1.30	-0.30	-2	-3	-2								1.00
			11.38												9.10
Program Components			Factor												
Composition			1.67	3.25	3.25	2.50							3.00		
Presentation			1.67	3.00	3.25	2.00							2.75		
Skating Skills			1.67	3.50	3.50	2.50							3.17		
Judges Total Program Component Score (factored)														14.89	
Deductions:			Falls	-0.50 (1)											-0.50

Legend:							
#	Sequence number	GOE	Grade of Execution	Jx	Judges (x=1-9)	Ref.	Referee
*	Invalid element	<	Under-rotated jump	<<	Downgraded jump	!	Not clear edge
F	Fall	q	Jump landed on the quarter				

printed: 25.11.2023 19:36


Page 9 / 9

Partners





Interclub Figure Skating Competition
Tallinn Trophy 2023



Tallinn / EST

November 24 - 26, 2023


JUDGES DETAILS PER SKATER

BASIC NOVICE 2010-2011 GIRLS FREE SKATING


Rank	Name	Nation	Starting Number	Total Segment Score	Total Element Score	Total Program Component Score (factored)						Total Deductions			
1	Emma TEDERSOO	EST	5	39.43	18.69	20.74						0.00			
#	Executed Elements	Info	Base Value	GOE	J1	J2	J3	J4	J5	J6	J7	J8	J9	Ref.	Scores of Panel
1	2Lz		2.10	-0.35	-2	-1	-2								1.75
2	2F+2T		3.10	0.18	1	1	1								3.28
3	2Lz+2Loq	q	3.80	-0.42	-2	-2	-2								3.38
4	1A		1.10	0.04	0	1	0								1.14
5	CSSp2		2.30	0.54	3	2	2								2.84
6	StSq1		1.80	0.24	1	1	2								2.04
7	2S		1.30	0.04	1	0	0								1.34
8	CCoSp2		2.50	0.42	2	2	1								2.92
			18.00												18.69
Program Components			Factor												
Composition			1.67	4.25	4.25	4.00							4.17		
Presentation			1.67	3.75	4.00	4.25							4.00		
Skating Skills			1.67	4.50	4.25	4.00							4.25		
Judges Total Program Component Score (factored)															20.74
Deductions:												0.00			

Rank	Name	Nation	Starting Number	Total Segment Score	Total Element Score	Total Program Component Score (factored)						Total Deductions			
2	Veronika BORZIHA	LAT	2	39.27	19.78	19.49						0.00			
#	Executed Elements	Info	Base Value	GOE	J1	J2	J3	J4	J5	J6	J7	J8	J9	Ref.	Scores of Panel
1	2S		1.30	0.04	0	1	0								1.34
2	2Lz		2.10	0.21	1	1	1								2.31
3	2Lz+1A+SEQ		3.20	0.21	1	1	1								3.41
4	CCoSp2		2.50	0.42	2	2	1								2.92
5	2F		1.80	0.06	0	1	0								1.86
6	2Lo+2T		3.00	-0.28	-1	-3	-1								2.72
7	CSSp2		2.30	0.15	2	1	-1								2.45
8	StSq2		2.60	0.17	1	0	1								2.77
			18.80												19.78
Program Components			Factor												
Composition			1.67	4.25	4.00	3.50							3.92		
Presentation			1.67	4.50	3.75	3.75							4.00		
Skating Skills			1.67	4.00	3.75	3.50							3.75		
Judges Total Program Component Score (factored)															19.49
Deductions:												0.00			





Interclub Figure Skating Competition
Tallinn Trophy 2023



Tallinn / EST

November 24 - 26, 2023


JUDGES DETAILS PER SKATER

BASIC NOVICE 2010-2011 GIRLS FREE SKATING


Rank	Name	Nation	Starting Number	Total Segment Score	Total Element Score	Total Program Component Score (factored)						Total Deductions			
3	Evelina BARSAMOVA	LAT	7	39.01	19.05	20.46						-0.50			
#	Executed Elements	Info	Base Value	GOE	J1	J2	J3	J4	J5	J6	J7	J8	J9	Ref.	Scores of Panel
1	2S		1.30	0.13	1	1	1								1.43
2	2A<<	F	1.10	-0.55	-5	-5	-5								0.55
3	2Lz+2Lo		3.80	0.00	0	0	0								3.80
4	2F+2T		3.10	0.06	0	0	1								3.16
5	CCoSp2		2.50	-0.17	0	-1	-1								2.33
6	2Lz		2.10	0.14	0	1	1								2.24
7	StSq2		2.60	0.26	-1	2	2								2.86
8	CSSp2		2.30	0.38	1	2	2								2.68
			18.80												19.05
Program Components				Factor											
Composition				1.67	3.75	4.50	4.00								4.08
Presentation				1.67	3.75	4.75	4.25								4.25
Skating Skills				1.67	3.50	4.50	3.75								3.92
Judges Total Program Component Score (factored)													20.46		
Deductions:				Falls	-0.50 (1)										-0.50

Rank	Name	Nation	Starting Number	Total Segment Score	Total Element Score	Total Program Component Score (factored)						Total Deductions			
4	Iris BLINNIKOVA	EST	6	34.39	16.72	17.67						0.00			
#	Executed Elements	Info	Base Value	GOE	J1	J2	J3	J4	J5	J6	J7	J8	J9	Ref.	Scores of Panel
1	2A<	<	2.64	-0.79	-3	-2	-4								1.85
2	2F+1Lo		2.30	0.00	0	0	0								2.30
3	2Lz+1A+SEQ		3.20	0.00	0	0	0								3.20
4	2S		1.30	0.04	0	0	1								1.34
5	CCoSp2		2.50	0.42	3	2	0								2.92
6	1F		0.50	-0.02	-1	0	0								0.48
7	StSq2		2.60	0.00	-1	0	1								2.60
8	CSSp1		1.90	0.13	2	1	-1								2.03
			16.94												16.72
Program Components				Factor											
Composition				1.67	3.50	3.50	3.75								3.58
Presentation				1.67	3.25	3.25	3.50								3.33
Skating Skills				1.67	4.00	3.50	3.50								3.67
Judges Total Program Component Score (factored)													17.67		
Deductions:															0.00





Interclub Figure Skating Competition
Tallinn Trophy 2023



Tallinn / EST


November 24 - 26, 2023

JUDGES DETAILS PER SKATER
BASIC NOVICE 2010-2011 GIRLS FREE SKATING


Rank	Name	Nation	Starting Number	Total Segment Score	Total Element Score	Total Program Component Score (factored)						Total Deductions			
5	Daniela SMORODINA	EST	9	33.24	16.35	17.39						-0.50			
#	Executed Elements	Info	Base Value	GOE	J1	J2	J3	J4	J5	J6	J7	J8	J9	Ref.	Scores of Panel
1	2A<<	F	1.10	-0.55	-5	-5	-5								0.55
2	2F+2T		3.10	0.00	0	0	0								3.10
3	2Lo+1A+SEQ		2.80	0.00	0	0	0								2.80
4	CSSp1V		1.43	0.05	1	1	-1								1.48
5	2Lz!	!	2.10	-0.21	-1	-1	-1								1.89
6	StSq2		2.60	-0.26	-2	-1	0								2.34
7	2F		1.80	0.06	0	1	0								1.86
8	CCoSp1		2.00	0.33	2	2	1								2.33
			16.93												16.35
Program Components			Factor												
Composition			1.67	3.50	4.00	3.00							3.50		
Presentation			1.67	3.25	3.75	3.00							3.33		
Skating Skills			1.67	3.75	3.75	3.25							3.58		
Judges Total Program Component Score (factored)															17.39
Deductions:			Falls	-0.50	(1)							-0.50			

Rank	Name	Nation	Starting Number	Total Segment Score	Total Element Score	Total Program Component Score (factored)						Total Deductions			
6	Kertu HERMAN	EST	3	29.73	15.71	15.02						-1.00			
#	Executed Elements	Info	Base Value	GOE	J1	J2	J3	J4	J5	J6	J7	J8	J9	Ref.	Scores of Panel
1	2S		1.30	0.04	0	1	0								1.34
2	2Fq	F	1.80	-0.90	-5	-5	-5								0.90
3	2Lz	F	2.10	-1.05	-5	-5	-5								1.05
4	2Lz+1A+SEQ		3.20	0.00	0	0	0								3.20
5	CCoSp2		2.50	0.33	2	1	1								2.83
6	StSqB		1.50	-0.30	-3	-2	-1								1.20
7	2Lo+2Tq	q	3.00	-0.34	-2	-2	-2								2.66
8	CSSp2		2.30	0.23	1	1	1								2.53
			17.70												15.71
Program Components			Factor												
Composition			1.67	3.25	3.25	2.75							3.08		
Presentation			1.67	2.75	3.00	2.50							2.75		
Skating Skills			1.67	3.50	3.00	3.00							3.17		
Judges Total Program Component Score (factored)															15.02
Deductions:			Falls	-1.00	(2)							-1.00			





Interclub Figure Skating Competition
Tallinn Trophy 2023



Tallinn / EST

November 24 - 26, 2023


JUDGES DETAILS PER SKATER
BASIC NOVICE 2010-2011 GIRLS FREE SKATING

Rank	Name	Nation	Starting Number	Total Segment Score	Total Element Score	Total Program Component Score (factored)						Total Deductions			
7	Iris VAHER	EST	1	28.93	14.68	14.75						-0.50			
#	Executed Elements	Info	Base Value	GOE	J1	J2	J3	J4	J5	J6	J7	J8	J9	Ref.	Scores of Panel
1	2Lo		1.70	0.00	0	1	-1								1.70
2	2Lz		2.10	0.07	1	0	0								2.17
3	2Lz<	F	1.68	-0.84	-5	-5	-5								0.84
4	2Fq+2T<	<	2.84	-0.72	-3	-4	-5								2.12
5	CCoSp2		2.50	-0.50	-1	-2	-3								2.00
6	StSqB		1.50	-0.30	-3	-2	-1								1.20
7	1A+1A+SEQ		2.20	0.00	0	0	0								2.20
8	CSSp2		2.30	0.15	2	0	0								2.45
			16.82												14.68
Program Components			Factor												
Composition			1.67	3.25	2.75	3.00							3.00		
Presentation			1.67	3.00	2.50	3.00							2.83		
Skating Skills			1.67	3.50	2.75	2.75							3.00		
Judges Total Program Component Score (factored)														14.75	
Deductions:			Falls	-0.50 (1)											-0.50


Rank	Name	Nation	Starting Number	Total Segment Score	Total Element Score	Total Program Component Score (factored)						Total Deductions			
8	Ksenia SIMONENKO	EST	4	26.67	11.85	15.32						-0.50			
#	Executed Elements	Info	Base Value	GOE	J1	J2	J3	J4	J5	J6	J7	J8	J9	Ref.	Scores of Panel
1	1A		1.10	0.04	0	0	1								1.14
2	2F<	F	1.44	-0.72	-5	-5	-5								0.72
3	2S<	<	1.04	-0.52	-5	-5	-5								0.52
4	2F<+1A+SEQ	<	2.54	-0.43	-2	-3	-4								2.11
5	2Lz!q	!	2.10	-0.77	-2	-4	-5								1.33
6	CSSp2		2.30	-0.15	1	-1	-2								2.15
7	StSqB		1.50	0.05	1	0	0								1.55
8	CCoSp2		2.50	-0.17	1	-2	-1								2.33
			14.52												11.85
Program Components			Factor												
Composition			1.67	3.75	3.25	2.75							3.25		
Presentation			1.67	3.50	3.00	2.25							2.92		
Skating Skills			1.67	3.50	2.75	2.75							3.00		
Judges Total Program Component Score (factored)														15.32	
Deductions:			Falls	-0.50 (1)											-0.50

Legend:							
#	Sequence number	GOE	Grade of Execution	Jx	Judges (x=1-9)	Ref.	Referee
<	Under-rotated jump	<<	Downgraded jump	!	Not clear edge	F	Fall
q	Jump landed on the quarter						





Interclub Figure Skating Competition
Tallinn Trophy 2023



Tallinn / EST

November 24 - 26, 2023

JUDGES DETAILS PER SKATER


ADVANCED NOVICE 2011-2013 GIRLS SHORT PROGRAM

Rank	Name	Nation	Starting Number	Total Segment Score	Total Element Score	Total Program Component Score (factored)							Total Deductions					
1	Sofia NEKRASSOVA	EST	6	40.60	23.38	17.22							0.00					
#	Executed Elements	Info	Base Value	GOE	J1	J2	J3	J4	J5	J6	J7	J8	J9	Bonus	Ref.	Scores of Panel		
1	2Ab	b	3.30	0.55	3	1	2	2	0					1.00		4.85		
2	2Lz+2Tq	q	3.40	-0.21	1	-2	0	-2	-1							3.19		
3	CCoSp3		3.00	0.80	3	2	3	3	2							3.80		
4	StSq3		3.30	0.88	4	3	2	3	2							4.18		
5	LSp3		2.40	0.32	2	3	1	1	1							2.72		
6	3Tqb	b	4.20	-0.56	-2	-1	-1	-1	-2					1.00		4.64		
			19.60													23.38		
Program Components				Factor														
Composition				1.07	5.75	5.75	4.75	5.50	5.00								5.42	
Presentation				1.07	5.75	5.50	5.25	5.50	4.75								5.42	
Skating Skills				1.07	5.50	5.50	5.00	5.25	4.75								5.25	
Judges Total Program Component Score (factored)																		17.22
Deductions:																0.00		


Rank	Name	Nation	Starting Number	Total Segment Score	Total Element Score	Total Program Component Score (factored)							Total Deductions					
2	Karina SHESTERIKOVA	EST	7	38.02	22.94	15.08							0.00					
#	Executed Elements	Info	Base Value	GOE	J1	J2	J3	J4	J5	J6	J7	J8	J9	Bonus	Ref.	Scores of Panel		
1	3Tb+2T	b	5.50	0.28	1	0	2	1	0					1.00		6.78		
2	3S		4.30	0.29	1	1	1	0	0							4.59		
3	2Ab	b	3.30	-0.55	-2	-1	-1	-2	-2					1.00		3.75		
4	CSp2		1.80	0.18	2	1	1	1	1							1.98		
5	StSq2		2.60	-0.26	-1	-1	0	-1	-1							2.34		
6	CCoSp3		3.00	0.50	2	2	2	1	1							3.50		
			20.50													22.94		
Program Components				Factor														
Composition				1.07	4.00	5.25	4.50	4.75	4.75								4.67	
Presentation				1.07	4.00	5.00	5.00	4.50	4.00								4.50	
Skating Skills				1.07	4.75	5.25	5.00	5.00	4.75								4.92	
Judges Total Program Component Score (factored)																		15.08
Deductions:																0.00		

Rank	Name	Nation	Starting Number	Total Segment Score	Total Element Score	Total Program Component Score (factored)							Total Deductions					
3	Elizaveta ANIKINA	EST	11	34.79	20.41	14.88							-0.50					
#	Executed Elements	Info	Base Value	GOE	J1	J2	J3	J4	J5	J6	J7	J8	J9	Bonus	Ref.	Scores of Panel		
1	2Ab	b	3.30	0.33	2	2	1	0	0					1.00		4.63		
2	3Lob	b	4.90	0.33	1	1	2	0	0					1.00		6.23		
3	CCoSp3		3.00	0.60	2	2	2	2	2							3.60		
4	StSqB	F	1.50	-0.75	-4	-5	-5	-5	-5							0.75		
5	2Lz+2Lo		3.80	0.00	0	1	0	0	0							3.80		
6	LSp1		1.50	-0.10	-1	1	0	-1	-2							1.40		
			18.00													20.41		
Program Components				Factor														
Composition				1.07	5.00	5.00	4.25	4.25	4.50								4.58	
Presentation				1.07	5.00	5.00	4.50	4.00	4.25								4.58	
Skating Skills				1.07	5.25	5.25	4.50	4.50	4.50								4.75	
Judges Total Program Component Score (factored)																		14.88
Deductions: Falls																-0.50 (1)		





Interclub Figure Skating Competition
Tallinn Trophy 2023



Tallinn / EST

November 24 - 26, 2023

JUDGES DETAILS PER SKATER


ADVANCED NOVICE 2011-2013 GIRLS SHORT PROGRAM

Rank	Name	Nation	Starting Number	Total Segment Score	Total Element Score	Total Program Component Score (factored)						Total Deductions			
4	Stefania ZAGOROVSKAJA	EST	14	33.54	17.11	16.93						-0.50			
#	Executed Elements	Info	Base Value	GOE	J1	J2	J3	J4	J5	J6	J7	J8	J9	Ref.	Scores of Panel
1	3S<	<	3.44	-1.72	-5	-5	-5	-5	-4						1.72
2	2Lz+2Lo		3.80	0.28	3	2	0	2	0						4.08
3	LSp3		2.40	0.24	0	2	2	1	0						2.64
4	2A	F	3.30	-1.65	-5	-5	-5	-5	-5						1.65
5	StSq2		2.60	0.52	3	2	2	2	2						3.12
6	CCoSp3		3.00	0.90	4	3	3	3	2						3.90
			18.54												17.11
Program Components				Factor											
Composition				1.07	5.75	5.75	5.00	4.75	4.75					5.17	
Presentation				1.07	5.75	5.75	5.25	5.00	4.25					5.33	
Skating Skills				1.07	6.00	5.50	5.50	5.00	5.00					5.33	
Judges Total Program Component Score (factored)															16.93
Deductions:		Falls	-0.50 (1)										-0.50		


Rank	Name	Nation	Starting Number	Total Segment Score	Total Element Score	Total Program Component Score (factored)						Total Deductions				
5	Annabel JAAMU	EST	8	31.62	19.10	13.02						-0.50				
#	Executed Elements	Info	Base Value	GOE	J1	J2	J3	J4	J5	J6	J7	J8	J9	Bonus	Ref.	Scores of Panel
1	2Ab	b	3.30	0.11	1	1	0	0	0					1.00		4.41
2	3T<	F	3.36	-1.68	-5	-5	-5	-5	-5							1.68
3	CSp3		2.30	0.31	2	1	1	2	0							2.61
4	2Lz+2Lo		3.80	0.00	0	0	0	-1	0							3.80
5	StSq3		3.30	0.00	0	1	0	0	0							3.30
6	CCoSp3		3.00	0.30	1	1	1	1	0							3.30
			19.06												19.10	
Program Components				Factor												
Composition				1.07	4.00	4.50	3.75	4.00	3.75					3.92		
Presentation				1.07	4.00	4.50	4.00	4.00	3.75					4.00		
Skating Skills				1.07	4.25	4.25	4.25	4.25	3.75					4.25		
Judges Total Program Component Score (factored)															13.02	
Deductions:		Falls	-0.50 (1)										-0.50			

Rank	Name	Nation	Starting Number	Total Segment Score	Total Element Score	Total Program Component Score (factored)						Total Deductions				
6	Vilena IVANNIKOVA	EST	2	30.61	17.10	14.01						-0.50				
#	Executed Elements	Info	Base Value	GOE	J1	J2	J3	J4	J5	J6	J7	J8	J9	Bonus	Ref.	Scores of Panel
1	2Aqb	b	3.30	-0.66	-2	-2	-1	-2	-2					1.00		3.64
2	3Lz<+COMBO	F	4.72	-2.36	-5	-5	-5	-5	-5							2.36
3	LSp3		2.40	0.48	1	2	2	2	3							2.88
4	2F		1.80	-0.24	-1	-1	-1	-5	-2							1.56
5	StSq2		2.60	0.26	1	2	1	1	1							2.86
6	CCoSp3		3.00	0.80	3	3	3	2	2							3.80
			17.82												17.10	
Program Components				Factor												
Composition				1.07	4.25	4.50	4.25	4.00	4.25					4.25		
Presentation				1.07	4.50	4.50	4.50	4.25	4.00					4.42		
Skating Skills				1.07	4.25	4.50	4.25	4.50	4.50					4.42		
Judges Total Program Component Score (factored)															14.01	
Deductions:		Falls	-0.50 (1)										-0.50			





Interclub Figure Skating Competition
Tallinn Trophy 2023



Tallinn / EST

November 24 - 26, 2023

JUDGES DETAILS PER SKATER


ADVANCED NOVICE 2011-2013 GIRLS SHORT PROGRAM

Rank	Name	Nation	Starting Number	Total Segment Score	Total Element Score	Total Program Component Score (factored)							Total Deductions			
7	Elizaveta IAKHNIS	EST	1	29.51	16.70	13.81							-1.00			
#	Executed Elements	Info	Base Value	GOE	J1	J2	J3	J4	J5	J6	J7	J8	J9	Bonus	Ref.	Scores of Panel
1	2Ab	b	3.30	0.22	1	1	1	0	0					1.00		4.52
2	2Lz+1Lo*	*	2.10	-1.05	-5	-5	-5	-5	-5							1.05
3	3Sq	F	4.30	-2.15	-5	-5	-5	-5	-5							2.15
4	CCoSp3		3.00	0.40	2	1	2	1	1							3.40
5	LSp3		2.40	0.32	2	2	1	1	1							2.72
6	StSq2		2.60	0.26	1	2	1	1	1							2.86
			17.70													16.70
Program Components				Factor												
Composition				1.07	4.50	4.75	4.00	4.25	4.00					4.25		
Presentation				1.07	4.50	4.75	4.25	4.25	3.75					4.33		
Skating Skills				1.07	4.50	4.50	4.00	4.25	4.25					4.33		
Judges Total Program Component Score (factored)													13.81			
Deductions:		Time violation		-0.50	Falls					-0.50	(1)					-1.00


Rank	Name	Nation	Starting Number	Total Segment Score	Total Element Score	Total Program Component Score (factored)							Total Deductions			
8	Eva FILIPIA	EST	9	28.34	14.96	13.38							0.00			
#	Executed Elements	Info	Base Value	GOE	J1	J2	J3	J4	J5	J6	J7	J8	J9	Ref.	Scores of Panel	
1	1A		1.10	-0.29	-3	-2	-4	-2	-3						0.81	
2	2Lz+2Loq	q	3.80	-0.42	-2	-2	-2	-2	-3						3.38	
3	2F		1.80	0.06	1	0	0	1	0						1.86	
4	LSp3		2.40	0.24	2	1	1	1	1						2.64	
5	StSq2		2.60	0.17	2	1	0	1	0						2.77	
6	CCoSp3		3.00	0.50	1	2	2	2	1						3.50	
			14.70												14.96	
Program Components				Factor												
Composition				1.07	4.25	4.25	3.75	4.25	4.00					4.17		
Presentation				1.07	4.25	4.25	4.50	4.25	3.75					4.25		
Skating Skills				1.07	4.25	4.00	4.25	4.00	3.75					4.08		
Judges Total Program Component Score (factored)													13.38			
Deductions:																0.00

Rank	Name	Nation	Starting Number	Total Segment Score	Total Element Score	Total Program Component Score (factored)							Total Deductions			
9	Ksenija BORODULINA	LAT	13	26.76	13.97	13.29							-0.50			
#	Executed Elements	Info	Base Value	GOE	J1	J2	J3	J4	J5	J6	J7	J8	J9	Ref.	Scores of Panel	
1	2A<	F	2.64	-1.32	-5	-5	-5	-5	-5						1.32	
2	2F+2Lo		3.50	-0.06	0	-1	1	-1	0						3.44	
3	LSp1		1.50	0.05	1	1	0	0	0						1.55	
4	StSq1		1.80	0.12	1	0	1	1	-1						1.92	
5	2Lz		2.10	0.14	1	1	1	0	0						2.24	
6	CCoSp3		3.00	0.50	2	2	2	1	0						3.50	
			14.54												13.97	
Program Components				Factor												
Composition				1.07	3.75	4.50	4.25	4.00	4.00					4.08		
Presentation				1.07	4.00	4.25	4.50	4.25	4.00					4.17		
Skating Skills				1.07	4.00	4.25	4.50	4.00	4.25					4.17		
Judges Total Program Component Score (factored)													13.29			
Deductions:		Falls		-0.50	(1)											-0.50





Interclub Figure Skating Competition
Tallinn Trophy 2023



Tallinn / EST

November 24 - 26, 2023

JUDGES DETAILS PER SKATER

ADVANCED NOVICE 2011-2013 GIRLS SHORT PROGRAM

Rank	Name	Nation	Starting Number	Total Segment Score	Total Element Score	Total Program Component Score (factored)						Total Deductions			
10	Kelly RÄSSA	EST	3	24.15	12.08	12.57						-0.50			
#	Executed Elements	Info	Base Value	GOE	J1	J2	J3	J4	J5	J6	J7	J8	J9	Ref.	Scores of Panel
1	2A<	F	2.64	-1.32	-5	-5	-5	-5	-5						1.32
2	2F		1.80	-0.06	0	-1	0	0	-1						1.74
3	CCoSp3		3.00	0.40	0	2	2	1	1						3.40
4	2Lz<+Lo*	*	1.68	-0.84	-5	-5	-5	-5	-5						0.84
5	LSp3		2.40	0.40	2	2	1	2	1						2.80
6	StSq1		1.80	0.18	1	1	1	1	1						1.98
			13.32												12.08
Program Components				Factor											
Composition				1.07	4.00	4.50	3.75	3.50	4.00					3.92	
Presentation				1.07	3.75	4.25	4.00	3.75	3.75					3.83	
Skating Skills				1.07	4.25	4.25	4.00	3.75	3.75					4.00	
Judges Total Program Component Score (factored)											12.57				
Deductions:		Falls	-0.50 (1)										-0.50		


Rank	Name	Nation	Starting Number	Total Segment Score	Total Element Score	Total Program Component Score (factored)						Total Deductions			
11	Loore TEDERSOO	EST	12	23.88	10.91	13.47						-0.50			
#	Executed Elements	Info	Base Value	GOE	J1	J2	J3	J4	J5	J6	J7	J8	J9	Ref.	Scores of Panel
1	2A<	<	2.64	-1.06	-5	-4	-4	-4	-4						1.58
2	2F	F	1.80	-0.90	-5	-5	-5	-5	-5						0.90
3	2F*+2T	*	1.30	-0.65	-5	0	-5	-5	-5						0.65
4	CCoSp3		3.00	0.20	0	1	0	1	1						3.20
5	StSq2		2.60	0.00	0	0	0	2	0						2.60
6	CSp2		1.80	0.18	1	1	1	2	1						1.98
			13.14												10.91
Program Components				Factor											
Composition				1.07	4.00	4.25	4.00	4.50	4.25					4.17	
Presentation				1.07	3.75	4.00	4.50	4.50	4.00					4.17	
Skating Skills				1.07	4.00	4.25	4.25	4.50	4.25					4.25	
Judges Total Program Component Score (factored)											13.47				
Deductions:		Falls	-0.50 (1)										-0.50		

Rank	Name	Nation	Starting Number	Total Segment Score	Total Element Score	Total Program Component Score (factored)						Total Deductions			
12	Mia KASPAROVICHA	LAT	4	22.83	10.40	12.93						-0.50			
#	Executed Elements	Info	Base Value	GOE	J1	J2	J3	J4	J5	J6	J7	J8	J9	Ref.	Scores of Panel
1	2A<	F	2.64	-1.32	-5	-5	-5	-5	-5						1.32
2	StSq1		1.80	0.12	1	1	0	1	0						1.92
3	LSp2		1.90	0.06	1	1	0	0	0						1.96
4	2F!	!	1.80	0.00	0	0	0	0	-1						1.80
5	2Lz*+1Lo*+2Lo*	*	0.00	0.00	-	-	-	-	-						0.00
6	CCoSp3		3.00	0.40	2	1	2	1	0						3.40
			11.14												10.40
Program Components				Factor											
Composition				1.07	4.00	4.50	4.00	4.00	4.00					4.00	
Presentation				1.07	4.25	4.25	4.25	3.75	3.75					4.08	
Skating Skills				1.07	4.25	4.00	4.00	4.00	4.00					4.00	
Judges Total Program Component Score (factored)											12.93				
Deductions:		Falls	-0.50 (1)										-0.50		





Interclub Figure Skating Competition
Tallinn Trophy 2023



Tallinn / EST

November 24 - 26, 2023

JUDGES DETAILS PER SKATER

ADVANCED NOVICE 2011-2013 GIRLS SHORT PROGRAM

Rank	Name	Nation	Starting Number	Total Segment Score	Total Element Score	Total Program Component Score (factored)						Total Deductions				
13	Ebe-Mai TALU	EST	5	20.78	9.34	11.94						-0.50				
#	Executed Elements	Info	Base Value	GOE	J1	J2	J3	J4	J5	J6	J7	J8	J9	Ref.	Scores of Panel	
1	1A		1.10	0.04	1	1	0	0	0						1.14	
2	2F+COMBO	F	1.80	-0.90	-5	-5	-5	-5	-5						0.90	
3	LSp1		1.50	-0.10	-1	-2	0	0	0						1.40	
4	2Lz<<	<<	0.60	-0.30	-5	-5	-5	-5	-5						0.30	
5	CCoSp3		3.00	0.00	0	1	-1	0	0						3.00	
6	StSq2		2.60	0.00	0	0	0	0	0						2.60	
			10.60												9.34	
Program Components				Factor												
Composition				1.07	3.75	4.25	3.50	3.50	4.25							3.83
Presentation				1.07	3.75	4.00	3.50	3.50	3.50							3.58
Skating Skills				1.07	3.75	3.75	3.50	3.75	3.75							3.75
Judges Total Program Component Score (factored)															11.94	
Deductions:		Falls	-0.50 (1)											-0.50		


Legend:							
#	Sequence number	GOE	Grade of Execution	Jx	Judges (x=1-9)	Ref.	Referee
*	Invalid element	<	Under-rotated jump	<<	Downgraded jump	!	Not clear edge
F	Fall	q	Jump landed on the quarter	b	Bonus Point for jump added to the element score		

printed: 24.11.2023 21:45


Page 5 / 5

Partners





Interclub Figure Skating Competition
Tallinn Trophy 2023



Tallinn / EST

November 24 - 26, 2023


JUDGES DETAILS PER SKATER

ADVANCED NOVICE 2011-2013 GIRLS FREE SKATING


Rank	Name	Nation	Starting Number	Total Segment Score	Total Element Score	Total Program Component Score (factored)							Total Deductions			
1	Stefania ZAGOROVSKAJA	EST	10	74.17	38.48	35.69							0.00			
#	Executed Elements	Info	Base Value	GOE	J1	J2	J3	J4	J5	J6	J7	J8	J9	Bonus	Ref.	Scores of Panel
1	2Ab	b	3.30	0.33	1	1	1	1	1					1.00		4.63
2	3Sb	b	4.30	0.43	1	1	2	1	0					1.00		5.73
3	3S+2T		5.60	0.29	1	1	1	0	0							5.89
4	CCoSp3		3.00	0.60	4	2	2	2	1							3.60
5	2A		3.30	0.33	1	2	1	1	0							3.63
6	2Lz+2T+2Lo		5.10	0.07	1	1	0	0	0							5.17
7	ChSq1		3.00	1.00	2	2	1	3	2							4.00
8	2Lz		2.10	0.28	2	1	0	2	1							2.38
9	FCSp3		2.80	0.65	3	3	2	2	2							3.45
			32.50													38.48
Program Components				Factor												
Composition				2.13	5.50	5.50	5.50	5.50	5.00					5.50		
Presentation				2.13	5.50	5.25	6.00	5.75	5.00					5.50		
Skating Skills				2.13	6.00	5.75	5.25	6.00	5.50					5.75		
Judges Total Program Component Score (factored)														35.69		
Deductions:																0.00

Rank	Name	Nation	Starting Number	Total Segment Score	Total Element Score	Total Program Component Score (factored)							Total Deductions			
2	Sofia NEKRASSOVA	EST	13	67.88	31.13	36.75							0.00			
#	Executed Elements	Info	Base Value	GOE	J1	J2	J3	J4	J5	J6	J7	J8	J9	Bonus	Ref.	Scores of Panel
1	2Aqb	b	3.30	-0.33	-1	-1	2	-1	-1					1.00		3.97
2	2F		1.80	0.12	0	1	0	1	1							1.92
3	2A		3.30	0.55	2	1	2	2	0							3.85
4	2Lz+2T		3.40	0.21	2	1	2	0	0							3.61
5	CCoSp2V		1.88	0.50	3	3	2	3	2							2.38
6	3T<	<	3.36	-0.34	-1	-1	-1	-1	-1							3.02
7	FCSp3		2.80	0.47	2	1	1	2	2							3.27
8	2Lz+1Eu+2F		4.40	0.21	1	1	1	1	1							4.61
9	ChSq1		3.00	1.50	4	3	2	3	3							4.50
			27.24													31.13
Program Components				Factor												
Composition				2.13	5.50	6.00	5.75	5.50	6.00					5.75		
Presentation				2.13	5.50	6.25	6.25	5.75	5.75					5.92		
Skating Skills				2.13	5.50	5.75	5.50	5.50	5.75					5.58		
Judges Total Program Component Score (factored)														36.75		
Deductions:																0.00





Interclub Figure Skating Competition
Tallinn Trophy 2023



Tallinn / EST

November 24 - 26, 2023

JUDGES DETAILS PER SKATER
ADVANCED NOVICE 2011-2013 GIRLS FREE SKATING


Rank	Name	Nation	Starting Number	Total Segment Score	Total Element Score	Total Program Component Score (factored)							Total Deductions			
3	Elizaveta ANIKINA	EST	11	61.38	29.79	31.59							0.00			
#	Executed Elements	Info	Base Value	GOE	J1	J2	J3	J4	J5	J6	J7	J8	J9	Bonus	Ref.	Scores of Panel
1	2F		1.80	0.12	1	1	0	1	0							1.92
2	3Lo<<	<<	1.70	-0.57	-3	-3	-4	-4	-3							1.13
3	3Lo<+2T	<	5.22	-0.78	-3	-1	-2	-2	-2							4.44
4	2Ab	b	3.30	0.11	0	0	1	1	-1					1.00		4.41
5	FSSp2		2.30	0.15	-1	1	0	1	1							2.45
6	ChSq1		3.00	0.00	0	-1	0	0	0							3.00
7	2Lz+2A+2T+SEQ		6.70	0.00	0	0	0	0	0							6.70
8	2Lz		2.10	0.14	1	0	1	1	0							2.24
9	CCoSp3		3.00	0.50	1	2	1	2	2							3.50
			29.12													29.79
Program Components				Factor												
Composition				2.13	4.75	5.00	4.25	5.25	4.75					4.83		
Presentation				2.13	4.50	4.75	4.50	5.00	4.75					4.67		
Skating Skills				2.13	5.25	5.50	4.50	5.50	5.25					5.33		
Judges Total Program Component Score (factored)													31.59			

Deductions: **0.00**


Rank	Name	Nation	Starting Number	Total Segment Score	Total Element Score	Total Program Component Score (factored)							Total Deductions			
4	Vilena IVANNIKOVA	EST	8	61.13	31.46	30.17							-0.50			
#	Executed Elements	Info	Base Value	GOE	J1	J2	J3	J4	J5	J6	J7	J8	J9	Bonus	Ref.	Scores of Panel
1	3Lzq	F	5.90	-2.95	-5	-5	-5	-5	-5							2.95
2	3Lo<	<	3.92	-0.78	-3	-1	-1	-2	-3							3.14
3	2Ab	b	3.30	0.33	1	1	1	1	0					1.00		4.63
4	FCSSp3		2.60	0.52	1	2	2	2	2							3.12
5	2Lz		2.10	-0.28	-2	0	0	-2	-2							1.82
6	2F+2Lo		3.50	0.00	0	0	0	1	0							3.50
7	2Lz+2Lo+2T		5.10	0.00	0	0	0	0	0							5.10
8	ChSq1		3.00	0.50	1	1	1	1	1							3.50
9	CCoSp3		3.00	0.70	2	3	2	3	2							3.70
			32.42													31.46
Program Components				Factor												
Composition				2.13	4.50	4.75	4.75	4.75	4.75					4.75		
Presentation				2.13	4.50	4.50	4.75	4.50	4.75					4.58		
Skating Skills				2.13	4.75	4.75	4.75	5.00	5.00					4.83		
Judges Total Program Component Score (factored)													30.17			

Deductions: Falls -0.50 (1) **-0.50**





Interclub Figure Skating Competition
Tallinn Trophy 2023



Tallinn / EST

November 24 - 26, 2023


JUDGES DETAILS PER SKATER

ADVANCED NOVICE 2011-2013 GIRLS FREE SKATING


Rank	Name	Nation	Starting Number	Total Segment Score	Total Element Score	Total Program Component Score (factored)							Total Deductions			
5	Elizaveta IAKHNIS	EST	7	60.17	30.34	29.83							0.00			
#	Executed Elements	Info	Base Value	GOE	J1	J2	J3	J4	J5	J6	J7	J8	J9	Bonus	Ref.	Scores of Panel
1	2Ab	b	3.30	0.33	1	1	1	1	0					1.00		4.63
2	3S<	<	3.44	-1.26	-4	-2	-4	-4	-3							2.18
3	2Lz+2T+2Lo		5.10	0.07	1	1	0	0	0							5.17
4	2A		3.30	0.22	1	1	0	1	0							3.52
5	FCSSp3		2.60	0.43	3	1	1	2	2							3.03
6	2Lz		2.10	0.14	1	1	0	1	0							2.24
7	2F+2T		3.10	0.00	0	0	0	0	0							3.10
8	CCoSp3		3.00	0.30	0	2	0	2	1							3.30
9	ChSq1		3.00	0.17	1	0	0	0	2							3.17
			28.94													30.34
Program Components				Factor												
Composition				2.13	4.75	4.75	4.00	4.50	4.75					4.67		
Presentation				2.13	4.75	4.50	4.25	4.50	4.50					4.50		
Skating Skills				2.13	5.25	5.00	4.50	4.75	4.75					4.83		
Judges Total Program Component Score (factored)														29.83		
Deductions:																0.00

Rank	Name	Nation	Starting Number	Total Segment Score	Total Element Score	Total Program Component Score (factored)							Total Deductions			
6	Karina SHESTERIKOVA	EST	12	56.89	25.64	31.25							0.00			
#	Executed Elements	Info	Base Value	GOE	J1	J2	J3	J4	J5	J6	J7	J8	J9	Bonus	Ref.	Scores of Panel
1	3Lo<	<	3.92	-0.78	-2	-1	-2	-2	-2							3.14
2	2Ab	b	3.30	0.22	1	0	1	1	0					1.00		4.52
3	3S<+1Eu+2S	<	5.24	-0.46	-2	-2	-1	-1	-1							4.78
4	3T<	<	3.36	-1.45	-3	-4	-4	-5	-5							1.91
5	1T		0.40	0.00	-1	0	0	0	0							0.40
6	3S<	<	3.44	-0.34	-1	-1	-1	-1	-2							3.10
7	FCSSp1V		1.43	-0.14	-1	-1	0	-1	-1							1.29
8	ChSq1		3.00	0.00	-1	-1	0	1	1							3.00
9	CCoSp3		3.00	0.50	1	2	2	2	1							3.50
			27.09													25.64
Program Components				Factor												
Composition				2.13	4.00	4.75	4.50	5.00	5.25					4.75		
Presentation				2.13	3.75	4.50	4.75	5.00	4.75					4.67		
Skating Skills				2.13	5.00	5.50	5.00	5.25	5.50					5.25		
Judges Total Program Component Score (factored)														31.25		
Deductions:																0.00





Interclub Figure Skating Competition
Tallinn Trophy 2023



Tallinn / EST

November 24 - 26, 2023

JUDGES DETAILS PER SKATER

ADVANCED NOVICE 2011-2013 GIRLS FREE SKATING

Rank	Name	Nation	Starting Number	Total Segment Score	Total Element Score	Total Program Component Score (factored)	Total Deductions
7	Eva FILIPIA	EST	6	51.61	23.58	28.03	0.00

#	Executed Elements	Info	Base Value	GOE	J1	J2	J3	J4	J5	J6	J7	J8	J9	Ref.	Scores of Panel
1	1A		1.10	-0.26	-5	-2	-3	-2	-2						0.84
2	2Lo		1.70	0.06	0	1	0	1	0						1.76
3	1A+2T+2T		3.70	-0.13	-1	-1	0	-2	-1						3.57
4	2Lz+2Lo		3.80	0.00	0	0	0	0	0						3.80
5	FCSSp2		2.30	0.08	0	1	1	-1	0						2.38
6	2F		1.80	0.00	0	1	0	0	0						1.80
7	ChSq1		3.00	0.83	1	3	1	2	2						3.83
8	2Lz		2.10	0.00	0	0	0	0	0						2.10
9	CCoSp3		3.00	0.50	2	2	1	2	1						3.50
			22.50												23.58
Program Components				Factor											
	Composition			2.13	4.50	4.75	4.00	4.25	4.25						4.33
	Presentation			2.13	4.50	5.00	4.25	4.50	4.50						4.50
	Skating Skills			2.13	4.50	4.50	4.25	4.00	4.25						4.33
	Judges Total Program Component Score (factored)														28.03

Deductions:

0.00


Rank	Name	Nation	Starting Number	Total Segment Score	Total Element Score	Total Program Component Score (factored)	Total Deductions
8	Loore TEDERSOO	EST	3	51.22	24.24	26.98	0.00

#	Executed Elements	Info	Base Value	GOE	J1	J2	J3	J4	J5	J6	J7	J8	J9	Bonus	Ref.	Scores of Panel
1	2Aqb	b	3.30	-1.32	-4	-5	-4	-4	-4					1.00		2.98
2	2F+2T+2Lo		4.80	0.06	0	0	0	1	1							4.86
3	FSSp2		2.30	0.08	0	-1	1	1	0							2.38
4	1Lz		0.60	0.00	0	0	0	0	0							0.60
5	2Lz+2T		3.40	0.00	0	0	0	1	0							3.40
6	ChSq1		3.00	0.50	1	0	1	1	1							3.50
7	2F		1.80	0.18	1	1	0	1	1							1.98
8	2S		1.30	0.04	1	1	0	0	0							1.34
9	CCoSp3		3.00	0.20	1	0	0	2	1							3.20
			23.50													24.24
Program Components				Factor												
	Composition			2.13	4.25	4.00	4.00	4.50	4.00							4.08
	Presentation			2.13	4.00	3.75	4.25	4.50	4.25							4.17
	Skating Skills			2.13	4.25	4.50	4.50	4.75	4.25							4.42
	Judges Total Program Component Score (factored)															26.98


Deductions:

0.00





Interclub Figure Skating Competition
Tallinn Trophy 2023



Tallinn / EST


November 24 - 26, 2023

JUDGES DETAILS PER SKATER
ADVANCED NOVICE 2011-2013 GIRLS FREE SKATING


Rank	Name	Nation	Starting Number	Total Segment Score	Total Element Score	Total Program Component Score (factored)						Total Deductions			
9	Ksenija BORODULINA	LAT	5	50.01	23.00	27.51						-0.50			
#	Executed Elements	Info	Base Value	GOE	J1	J2	J3	J4	J5	J6	J7	J8	J9	Ref.	Scores of Panel
1	2A<<	F	1.10	-0.55	-5	-5	-5	-5	-5						0.55
2	2S+2T+2Lo		4.30	-0.17	-1	-1	-1	-2	-1						4.13
3	2Lz		2.10	-0.07	0	0	0	-1	-1						2.03
4	2F+2Lo		3.50	-0.24	-1	-1	0	-2	-2						3.26
5	CCoSp3		3.00	0.30	0	1	2	2	0						3.30
6	ChSq1		3.00	0.50	1	2	1	1	1						3.50
7	2Lz		2.10	-0.14	-1	1	0	-1	-1						1.96
8	2F		1.80	-0.06	0	0	0	-1	-1						1.74
9	FCSSp2		2.30	0.23	1	1	0	1	1						2.53
			23.20												23.00
Program Components				Factor											
Composition				2.13	4.25	4.75	4.50	4.25	4.50					4.42	
Presentation				2.13	4.25	4.50	4.50	4.25	4.25					4.33	
Skating Skills				2.13	4.50	4.25	4.25	4.00	4.00					4.17	
Judges Total Program Component Score (factored)													27.51		
Deductions:				Falls -0.50 (1)									-0.50		

Rank	Name	Nation	Starting Number	Total Segment Score	Total Element Score	Total Program Component Score (factored)						Total Deductions			
10	Kelly RÄSSA	EST	4	48.60	22.49	26.11						0.00			
#	Executed Elements	Info	Base Value	GOE	J1	J2	J3	J4	J5	J6	J7	J8	J9	Ref.	Scores of Panel
1	2A<<	<<	1.10	-0.37	-3	-3	-3	-4	-4						0.73
2	2A<<	<<	1.10	-0.51	-5	-5	-4	-5	-4						0.59
3	FSSp3		2.60	0.26	0	1	1	2	1						2.86
4	2Lz+2Lo+2T		5.10	0.00	0	0	0	0	0						5.10
5	ChSq1		3.00	0.17	0	0	0	1	1						3.17
6	2F+2T		3.10	0.00	0	0	0	0	0						3.10
7	2S		1.30	0.04	0	1	0	1	0						1.34
8	2Lz		2.10	0.00	0	1	0	0	0						2.10
9	CCoSp3		3.00	0.50	0	2	1	2	2						3.50
			22.40												22.49
Program Components				Factor											
Composition				2.13	3.50	4.25	4.25	4.25	4.00					4.17	
Presentation				2.13	3.50	4.25	4.25	4.00	4.50					4.17	
Skating Skills				2.13	3.75	4.25	4.50	3.75	3.75					3.92	
Judges Total Program Component Score (factored)													26.11		
Deductions:													0.00		





Interclub Figure Skating Competition
Tallinn Trophy 2023



Tallinn / EST

November 24 - 26, 2023

JUDGES DETAILS PER SKATER

ADVANCED NOVICE 2011-2013 GIRLS FREE SKATING

Rank	Name	Nation	Starting Number	Total Segment Score	Total Element Score	Total Program Component Score (factored)						Total Deductions				
11	Mia KASPAROVICHA	LAT	2	48.33	22.55	26.28						-0.50				
#	Executed Elements	Info	Base Value	GOE	J1	J2	J3	J4	J5	J6	J7	J8	J9	Ref.	Scores of Panel	
1	2Lz+2Lo		3.80	0.07	0	0	1	1	0						3.87	
2	2A<<	F	1.10	-0.55	-5	-5	-5	-5	-5						0.55	
3	2Lz+2T+2Lo		5.10	0.00	0	0	0	0	0						5.10	
4	2S		1.30	0.04	0	1	0	0	1						1.34	
5	ChSq1		3.00	0.67	1	1	0	2	2						3.67	
6	FSSp2		2.30	0.00	-1	0	0	1	0						2.30	
7	2F!	!	1.80	-0.18	-1	-1	-1	-1	-1						1.62	
8	2F!	!	1.80	-0.18	-1	-1	-1	-1	-1						1.62	
9	CCoSp3V		2.25	0.23	2	1	-1	1	1						2.48	
			22.45												22.55	
Program Components				Factor												
Composition				2.13	4.00	4.50	3.75	4.25	4.25							4.17
Presentation				2.13	4.00	4.00	4.00	4.25	4.00							4.00
Skating Skills				2.13	4.25	4.25	4.25	4.00	4.00							4.17
Judges Total Program Component Score (factored)															26.28	
Deductions:				Falls	-0.50 (1)									-0.50		

Rank	Name	Nation	Starting Number	Total Segment Score	Total Element Score	Total Program Component Score (factored)						Total Deductions				
12	Ebe-Mai TALU	EST	1	45.53	21.92	23.61						0.00				
#	Executed Elements	Info	Base Value	GOE	J1	J2	J3	J4	J5	J6	J7	J8	J9	Ref.	Scores of Panel	
1	1A		1.10	0.04	0	1	0	1	0						1.14	
2	2S		1.30	0.00	0	1	0	0	0						1.30	
3	2F		1.80	0.06	0	1	0	1	0						1.86	
4	CCoSp3		3.00	0.30	0	2	1	1	1						3.30	
5	2Lz+2T		3.40	0.00	0	0	0	0	0						3.40	
6	2F+1Eu+2S		3.60	0.00	0	0	0	0	0						3.60	
7	2Lz		2.10	0.00	0	1	0	0	0						2.10	
8	ChSq1		3.00	0.00	0	0	0	0	-1						3.00	
9	FCSSp2		2.30	-0.08	-1	0	0	-1	0						2.22	
			21.60												21.92	
Program Components				Factor												
Composition				2.13	3.75	4.00	3.50	3.50	3.50							3.58
Presentation				2.13	3.75	4.00	3.50	3.75	3.75							3.75
Skating Skills				2.13	3.75	3.75	3.75	3.50	3.75							3.75
Judges Total Program Component Score (factored)															23.61	
Deductions:															0.00	





Interclub Figure Skating Competition
Tallinn Trophy 2023



Tallinn / EST

November 24 - 26, 2023

JUDGES DETAILS PER SKATER

ADVANCED NOVICE 2011-2013 GIRLS FREE SKATING


Rank	Name	Nation	Starting Number	Total Segment Score	Total Element Score	Total Program Component Score (factored)							Total Deductions			
13	Annabel JAAMU	EST	9	44.49	19.07	25.92							-0.50			
#	Executed Elements	Info	Base Value	GOE	J1	J2	J3	J4	J5	J6	J7	J8	J9	Bonus	Ref.	Scores of Panel
1	2A<	F	2.64	-1.32	-5	-5	-5	-5	-5							1.32
2	T		0.00	0.00	-	-	-	-	-							0.00
3	2Aqb+2T	b	4.60	-1.65	-3	-5	-5	-5	-5					1.00		3.95
4	FSSp1		2.00	-0.20	-2	-3	-1	0	0							1.80
5	2T<<	<<	0.40	-0.20	-5	-5	-5	-5	-5							0.20
6	2Lz+2Lo+2T*	*	3.80	0.00	0	0	0	-1	0							3.80
7	ChSq1		3.00	0.00	0	0	0	0	1							3.00
8	CCoSp3		3.00	0.20	0	1	1	1	0							3.20
9	2F		1.80	0.00	0	1	0	0	0							1.80
			21.24												19.07	
Program Components				Factor												
Composition				2.13	3.75	3.75	4.00	4.25	4.25						4.00	
Presentation				2.13	3.50	4.00	4.25	3.75	4.00						3.92	
Skating Skills				2.13	4.00	4.25	4.25	4.25	4.25						4.25	
Judges Total Program Component Score (factored)															25.92	
Deductions:		Falls	-0.50 (1)											-0.50		

Legend:							
#	Sequence number	GOE	Grade of Execution	Jx	Judges (x=1-9)	Ref.	Referee
*	Invalid element	<	Under-rotated jump	<<	Downgraded jump	!	Not clear edge
F	Fall	q	Jump landed on the quarter	b	Bonus Point for jump added to the element score		





Interclub Figure Skating Competition
Tallinn Trophy 2023



Tallinn / EST

November 24 - 26, 2023

JUDGES DETAILS PER SKATER


ADVANCED NOVICE 2008-2010 GIRLS SHORT PROGRAM

Rank	Name	Nation	Starting Number	Total Segment Score	Total Element Score	Total Program Component Score (factored)							Total Deductions				
1	Veronika LUCKO	LTU	18	39.17	23.71	15.96							-0.50				
#	Executed Elements	Info	Base Value	GOE	J1	J2	J3	J4	J5	J6	J7	J8	J9	Bonus	Ref.	Scores of Panel	
1	2Ab	b	3.30	0.55	2	2	2	1	1					1.00		4.85	
2	3Fb+2T	b	6.60	0.18	0	0	1	1	0					1.00		7.78	
3	CCoSp3		3.00	0.60	4	2	2	1	2							3.60	
4	3Lz<<	F	2.10	-1.05	-5	-5	-5	-5	-5							1.05	
5	LSp3		2.40	0.40	4	1	1	2	2							2.80	
6	StSq3		3.30	0.33	1	3	1	1	0							3.63	
			20.70													23.71	
Program Components				Factor													
Composition				1.07	5.25	5.00	5.25	4.75	4.75							5.00	
Presentation				1.07	5.00	4.75	5.50	4.75	4.50							4.83	
Skating Skills				1.07	5.50	4.75	6.00	5.00	4.75							5.08	
Judges Total Program Component Score (factored)																	15.96
Deductions:				Falls							-0.50 (1)						-0.50


Rank	Name	Nation	Starting Number	Total Segment Score	Total Element Score	Total Program Component Score (factored)							Total Deductions				
2	Paula BELEVICHA	LAT	7	34.03	18.51	15.52							0.00				
#	Executed Elements	Info	Base Value	GOE	J1	J2	J3	J4	J5	J6	J7	J8	J9	Bonus	Ref.	Scores of Panel	
1	3Lzb+2T	b	7.20	-1.18	-3	-2	-2	-2	-2					1.00		7.02	
2	1A		1.10	0.11	3	1	1	1	1							1.21	
3	CSp2		1.80	0.36	2	2	1	2	2							2.16	
4	StSq2		2.60	0.43	3	1	1	2	2							3.03	
5	3Sq	q	4.30	-1.29	-3	-3	-2	-3	-3							3.01	
6	CCoSp2		2.50	-0.42	-3	-1	-2	-2	-1							2.08	
			19.50													18.51	
Program Components				Factor													
Composition				1.07	5.25	4.50	4.75	4.75	4.50							4.67	
Presentation				1.07	5.00	4.75	5.00	5.00	4.75							4.92	
Skating Skills				1.07	4.75	4.50	5.25	5.00	5.00							4.92	
Judges Total Program Component Score (factored)																	15.52
Deductions:																	0.00

Rank	Name	Nation	Starting Number	Total Segment Score	Total Element Score	Total Program Component Score (factored)							Total Deductions				
3	Lina MATEIKO	LAT	16	33.78	18.54	15.24							0.00				
#	Executed Elements	Info	Base Value	GOE	J1	J2	J3	J4	J5	J6	J7	J8	J9	Bonus	Ref.	Scores of Panel	
1	2Ab	b	3.30	0.44	1	1	2	2	1					1.00		4.74	
2	2Lz		2.10	0.14	2	0	1	1	0							2.24	
3	CSp3		2.30	0.15	2	-1	1	1	0							2.45	
4	CCoSp2		2.50	-0.08	-1	-2	0	0	1							2.42	
5	2F+2Lo		3.50	0.24	2	2	0	1	1							3.74	
6	StSq2		2.60	0.35	2	1	1	2	0							2.95	
			16.30													18.54	
Program Components				Factor													
Composition				1.07	4.75	4.75	4.75	5.00	4.50							4.75	
Presentation				1.07	4.75	4.50	5.00	5.25	4.50							4.75	
Skating Skills				1.07	5.00	4.25	5.00	5.00	4.25							4.75	
Judges Total Program Component Score (factored)																	15.24
Deductions:																	0.00





Interclub Figure Skating Competition
Tallinn Trophy 2023



Tallinn / EST

November 24 - 26, 2023

JUDGES DETAILS PER SKATER


ADVANCED NOVICE 2008-2010 GIRLS SHORT PROGRAM

Rank	Name	Nation	Starting Number	Total Segment Score	Total Element Score	Total Program Component Score (factored)							Total Deductions			
4	Elisabeth LEETNA	EST	14	31.46	17.02	14.44							0.00			
#	Executed Elements	Info	Base Value	GOE	J1	J2	J3	J4	J5	J6	J7	J8	J9	Bonus	Ref.	Scores of Panel
1	2Ab	b	3.30	-0.22	-1	0	-1	0	-1					1.00		4.08
2	2Lz+2T		3.40	-0.07	0	0	-1	0	-1							3.33
3	2F		1.80	0.06	2	1	0	0	0							1.86
4	CSp1		1.40	0.28	2	2	2	2	2							1.68
5	StSq2		2.60	0.17	1	0	2	1	0							2.77
6	CCoSp3		3.00	0.30	0	1	1	2	1							3.30
			15.50													17.02
Program Components				Factor												
Composition				1.07	4.25	4.50	4.50	4.50	4.25				4.42			
Presentation				1.07	4.00	4.50	5.25	4.50	4.00				4.33			
Skating Skills				1.07	4.00	5.00	5.00	4.75	4.50				4.75			
Judges Total Program Component Score (factored)											14.44					
Deductions:																0.00


Rank	Name	Nation	Starting Number	Total Segment Score	Total Element Score	Total Program Component Score (factored)							Total Deductions			
5	Matilda KOPPEL	EST	13	30.63	16.18	14.45							0.00			
#	Executed Elements	Info	Base Value	GOE	J1	J2	J3	J4	J5	J6	J7	J8	J9	Ref.	Scores of Panel	
1	1A		1.10	0.18	2	2	1	2	1						1.28	
2	2Lz		2.10	0.21	1	2	1	1	0						2.31	
3	2F+2Lo		3.50	-0.36	-3	-1	-2	-2	-2						3.14	
4	CCoSp3		3.00	0.70	2	2	3	2	3						3.70	
5	StSq2		2.60	0.35	1	2	1	2	1						2.95	
6	LSp3		2.40	0.40	2	1	1	2	2						2.80	
			14.70												16.18	
Program Components				Factor												
Composition				1.07	4.00	4.50	4.75	4.50	4.75				4.58			
Presentation				1.07	4.00	4.50	5.00	4.50	4.50				4.50			
Skating Skills				1.07	4.25	4.50	5.00	4.25	4.50				4.42			
Judges Total Program Component Score (factored)											14.45					
Deductions:																0.00

Rank	Name	Nation	Starting Number	Total Segment Score	Total Element Score	Total Program Component Score (factored)							Total Deductions			
6	Venetta IVANNIKOVA	EST	22	28.58	15.20	13.38							0.00			
#	Executed Elements	Info	Base Value	GOE	J1	J2	J3	J4	J5	J6	J7	J8	J9	Ref.	Scores of Panel	
1	2A<<	<<	1.10	-0.40	-4	-4	-3	-4	-3						0.70	
2	2Lz+2Lo		3.80	0.00	0	0	0	0	0						3.80	
3	CCoSp3		3.00	0.30	0	1	2	1	1						3.30	
4	2F!	!	1.80	-0.18	-1	-1	-1	-1	-2						1.62	
5	StSq3		3.30	0.33	1	1	1	2	1						3.63	
6	LSp2		1.90	0.25	1	2	2	1	1						2.15	
			14.90												15.20	
Program Components				Factor												
Composition				1.07	3.50	4.25	4.50	4.00	4.00				4.08			
Presentation				1.07	3.75	4.00	4.75	4.25	3.75				4.00			
Skating Skills				1.07	4.00	4.50	5.25	4.25	4.50				4.42			
Judges Total Program Component Score (factored)											13.38					
Deductions:																0.00





Interclub Figure Skating Competition
Tallinn Trophy 2023



Tallinn / EST

November 24 - 26, 2023

JUDGES DETAILS PER SKATER


ADVANCED NOVICE 2008-2010 GIRLS SHORT PROGRAM

Rank	Name	Nation	Starting Number	Total Segment Score	Total Element Score	Total Program Component Score (factored)							Total Deductions			
7	Loreta BERZARINA	LAT	8	28.52	16.09	12.93							-0.50			
#	Executed Elements	Info	Base Value	GOE	J1	J2	J3	J4	J5	J6	J7	J8	J9	Bonus	Ref.	Scores of Panel
1	2Lz+2Lo		3.80	0.35	1	1	2	2	2							4.15
2	3S<	<	3.44	-1.03	-3	-2	-3	-3	-3							2.41
3	CCoSp2		2.50	0.33	1	2	2	1	1							2.83
4	2Ab	b	3.30	-1.10	-4	-4	-3	-3	-3					1.00		3.20
5	StSq1		1.80	0.12	0	1	0	1	1							1.92
6	LSp2		1.90	-0.32	-2	-2	-2	-1	0							1.58
			16.74													16.09
Program Components				Factor												
Composition				1.07	3.50	4.00	4.00	4.25	4.00				4.00			
Presentation				1.07	3.50	4.00	3.75	4.25	3.75				3.83			
Skating Skills				1.07	4.00	4.50	4.25	4.25	4.25				4.25			
Judges Total Program Component Score (factored)											12.93					
Deductions:				Time violation							-0.50					
											-0.50					


Rank	Name	Nation	Starting Number	Total Segment Score	Total Element Score	Total Program Component Score (factored)							Total Deductions		
8	Nicole KNYAZEVA	EST	12	28.35	14.63	13.72							0.00		
#	Executed Elements	Info	Base Value	GOE	J1	J2	J3	J4	J5	J6	J7	J8	J9	Ref.	Scores of Panel
1	2A<	<	2.64	-0.53	-2	-2	-1	-2	-2						2.11
2	3S<+2T	<	4.74	-0.69	-2	-2	-2	-2	-2						4.05
3	CSp1		1.40	-0.28	-2	-2	-2	-2	-3						1.12
4	StSq2		2.60	0.09	0	-1	1	2	0						2.69
5	2F		1.80	0.06	2	1	0	0	0						1.86
6	CCoSp3		3.00	-0.20	1	-1	-2	0	-1						2.80
			16.18												14.63
Program Components				Factor											
Composition				1.07	4.00	4.25	4.25	4.50	4.00				4.17		
Presentation				1.07	4.50	4.00	4.50	4.50	4.00				4.33		
Skating Skills				1.07	4.50	4.25	4.50	4.25	4.25				4.33		
Judges Total Program Component Score (factored)											13.72				
Deductions:											0.00				

Rank	Name	Nation	Starting Number	Total Segment Score	Total Element Score	Total Program Component Score (factored)							Total Deductions			
9	Anna TROITSKAJA	EST	6	27.38	15.04	12.84							-0.50			
#	Executed Elements	Info	Base Value	GOE	J1	J2	J3	J4	J5	J6	J7	J8	J9	Bonus	Ref.	Scores of Panel
1	2Ab	b	3.30	-0.55	-3	-1	-1	-2	-2					1.00		3.75
2	3S<	F	3.44	-1.72	-5	-5	-5	-5	-5							1.72
3	2Lz+2T		3.40	0.00	0	0	0	0	0							3.40
4	CCoSp1		2.00	-0.40	-2	-2	-3	-2	-2							1.60
5	StSq2		2.60	0.17	0	1	1	1	0							2.77
6	CSp2		1.80	0.00	0	0	1	0	-1							1.80
			16.54													15.04
Program Components				Factor												
Composition				1.07	3.25	4.25	4.50	4.00	3.75				4.00			
Presentation				1.07	3.25	4.00	4.25	3.75	3.50				3.75			
Skating Skills				1.07	3.50	4.50	4.50	4.25	4.00				4.25			
Judges Total Program Component Score (factored)											12.84					
Deductions:				Falls							-0.50 (1)					
											-0.50					





Interclub Figure Skating Competition
Tallinn Trophy 2023



Tallinn / EST

November 24 - 26, 2023

JUDGES DETAILS PER SKATER



ADVANCED NOVICE 2008-2010 GIRLS SHORT PROGRAM

Rank	Name	Nation	Starting Number	Total Segment Score	Total Element Score	Total Program Component Score (factored)						Total Deductions			
10	Alexandra Marii PETTAI	EST	3	27.19	14.62	12.57						0.00			
#	Executed Elements	Info	Base Value	GOE	J1	J2	J3	J4	J5	J6	J7	J8	J9	Ref.	Scores of Panel
1	1A		1.10	0.00	0	1	0	0	0						1.10
2	2F		1.80	0.00	0	0	0	0	0						1.80
3	CCoSp3		3.00	0.10	0	2	0	1	0						3.10
4	2Lz+2Lo		3.80	0.00	0	0	0	1	0						3.80
5	LSp2		1.90	0.06	0	1	1	0	-2						1.96
6	StSq2		2.60	0.26	0	1	1	1	1						2.86
			14.20												14.62
Program Components				Factor											
Composition				1.07	3.25	4.50	3.75	4.00	3.75					3.83	
Presentation				1.07	3.25	4.25	4.25	3.75	4.00					4.00	
Skating Skills				1.07	3.50	4.00	4.00	4.00	3.75					3.92	
Judges Total Program Component Score (factored)											12.57				
Deductions:											0.00				

Rank	Name	Nation	Starting Number	Total Segment Score	Total Element Score	Total Program Component Score (factored)						Total Deductions			
11	Isabel SAKS	EST	4	26.76	14.10	12.66						0.00			
#	Executed Elements	Info	Base Value	GOE	J1	J2	J3	J4	J5	J6	J7	J8	J9	Ref.	Scores of Panel
1	1A		1.10	0.11	1	2	1	1	0						1.21
2	2F		1.80	0.12	1	1	0	1	0						1.92
3	2Lz+2T		3.40	0.00	0	0	0	0	-1						3.40
4	CCoSp3		3.00	0.30	1	1	1	1	1						3.30
5	StSq2		2.60	0.17	1	0	0	1	1						2.77
6	LSp1		1.50	0.00	0	0	0	1	0						1.50
			13.40												14.10
Program Components				Factor											
Composition				1.07	4.00	4.00	4.00	4.00	4.00					4.00	
Presentation				1.07	3.75	4.00	4.00	4.25	3.75					3.92	
Skating Skills				1.07	4.00	3.75	3.75	4.00	4.25					3.92	
Judges Total Program Component Score (factored)											12.66				
Deductions:											0.00				

Rank	Name	Nation	Starting Number	Total Segment Score	Total Element Score	Total Program Component Score (factored)						Total Deductions			
12	Amelia VASSIN	EST	5	26.46	14.21	12.75						-0.50			
#	Executed Elements	Info	Base Value	GOE	J1	J2	J3	J4	J5	J6	J7	J8	J9	Ref.	Scores of Panel
1	1A		1.10	0.00	0	1	0	0	-1						1.10
2	2Lz+2Lo		3.80	-0.42	-3	-2	-2	-2	-2						3.38
3	CCoSp2		2.50	0.25	1	0	1	1	1						2.75
4	2F		1.80	-0.12	0	-1	-1	0	-1						1.68
5	CSp3		2.30	0.31	2	1	2	1	1						2.61
6	StSq2		2.60	0.09	1	0	0	0	1						2.69
			14.10												14.21
Program Components				Factor											
Composition				1.07	4.00	4.25	4.25	3.75	3.75					4.00	
Presentation				1.07	3.75	4.25	3.75	4.00	4.00					3.92	
Skating Skills				1.07	4.00	4.00	4.25	3.50	4.00					4.00	
Judges Total Program Component Score (factored)											12.75				
Deductions:											Time violation -0.50				





JUDGES DETAILS PER SKATER


ADVANCED NOVICE 2008-2010 GIRLS SHORT PROGRAM

Rank	Name	Nation	Starting Number	Total Segment Score	Total Element Score	Total Program Component Score (factored)						Total Deductions			
13	Säde Ann SAKS	EST	2	26.22	14.01	12.21						0.00			
#	Executed Elements	Info	Base Value	GOE	J1	J2	J3	J4	J5	J6	J7	J8	J9	Ref.	Scores of Panel
1	1A		1.10	0.07	1	1	0	0	1						1.17
2	2Lz!	!	2.10	-0.21	-1	-1	-1	-1	-1						1.89
3	CSp3		2.30	0.00	0	0	1	0	0						2.30
4	2F+2Lo		3.50	-0.12	0	0	-1	-1	-1						3.38
5	CCoSp2		2.50	0.08	0	1	-1	1	0						2.58
6	StSq2		2.60	0.09	-2	1	1	0	0						2.69
			14.10												14.01
Program Components				Factor											
Composition				1.07	3.25	4.00	4.25	3.75	3.75					3.83	
Presentation				1.07	3.25	4.00	4.00	3.50	3.75					3.75	
Skating Skills				1.07	3.50	4.00	4.25	3.50	4.00					3.83	
Judges Total Program Component Score (factored)											12.21				
Deductions:												0.00			


Rank	Name	Nation	Starting Number	Total Segment Score	Total Element Score	Total Program Component Score (factored)						Total Deductions			
14	Albina APAKOVA	LAT	20	25.96	12.49	13.47						0.00			
#	Executed Elements	Info	Base Value	GOE	J1	J2	J3	J4	J5	J6	J7	J8	J9	Ref.	Scores of Panel
1	1A		1.10	0.00	1	0	0	0	0						1.10
2	3Lo<<	<<	1.70	-0.62	-5	-4	-3	-4	-3						1.08
3	3S<<+2T	<<	2.60	-0.48	-4	-4	-3	-5	-3						2.12
4	CCoSp3		3.00	0.10	0	1	-1	0	1						3.10
5	StSq2		2.60	0.09	1	0	1	0	0						2.69
6	LSp3		2.40	0.00	0	1	-1	0	0						2.40
			13.40												12.49
Program Components				Factor											
Composition				1.07	3.50	4.25	4.75	3.75	4.50					4.17	
Presentation				1.07	3.50	4.25	5.00	4.00	4.50					4.25	
Skating Skills				1.07	3.75	4.25	5.25	4.00	4.25					4.17	
Judges Total Program Component Score (factored)											13.47				
Deductions:												0.00			

Rank	Name	Nation	Starting Number	Total Segment Score	Total Element Score	Total Program Component Score (factored)						Total Deductions			
15	Natasha JERMALICKA	LAT	17	25.85	11.90	14.45						-0.50			
#	Executed Elements	Info	Base Value	GOE	J1	J2	J3	J4	J5	J6	J7	J8	J9	Ref.	Scores of Panel
1	3F<<	<<	1.80	-0.54	-3	-3	-3	-4	-3						1.26
2	3Lo<<+2T	<<	3.00	-0.74	-5	-4	-3	-5	-4						2.26
3	CCoSp2		2.50	0.42	2	2	2	1	1						2.92
4	2A<	F	2.64	-1.32	-5	-5	-5	-5	-5						1.32
5	StSq1		1.80	0.18	1	-2	1	1	1						1.98
6	LSp3		2.40	-0.24	0	-3	-1	-1	-1						2.16
			14.14												11.90
Program Components				Factor											
Composition				1.07	4.00	4.50	5.00	4.50	4.75					4.58	
Presentation				1.07	4.25	4.25	5.25	4.50	4.50					4.42	
Skating Skills				1.07	4.25	4.00	5.25	4.75	4.50					4.50	
Judges Total Program Component Score (factored)											14.45				
Deductions:				Falls	-0.50 (1)							-0.50			





Interclub Figure Skating Competition
Tallinn Trophy 2023



Tallinn / EST

November 24 - 26, 2023

JUDGES DETAILS PER SKATER


ADVANCED NOVICE 2008-2010 GIRLS SHORT PROGRAM

Rank	Name	Nation	Starting Number	Total Segment Score	Total Element Score	Total Program Component Score (factored)						Total Deductions			
16	Marija RINKMANE	LAT	15	25.72	13.38	12.84						-0.50			
#	Executed Elements	Info	Base Value	GOE	J1	J2	J3	J4	J5	J6	J7	J8	J9	Ref.	Scores of Panel
1	2A<<	F	1.10	-0.55	-5	-5	-5	-5	-5						0.55
2	2F+2Loq	q	3.50	-0.36	-2	-2	-2	-2	-3						3.14
3	CCoSp3		3.00	-0.10	-1	1	-2	-1	1						2.90
4	2Lz		2.10	0.00	0	0	0	0	-1						2.10
5	StSq2		2.60	0.00	0	0	0	0	0						2.60
6	LSp2		1.90	0.19	1	1	1	1	1						2.09
			14.20												13.38
Program Components				Factor											
Composition				1.07	3.50	4.50	4.00	4.00	3.75					3.92	
Presentation				1.07	3.50	4.25	4.25	4.25	3.75					4.08	
Skating Skills				1.07	4.00	4.00	4.00	4.25	4.00					4.00	
Judges Total Program Component Score (factored)											12.84				
Deductions:		Falls	-0.50 (1)											-0.50	


Rank	Name	Nation	Starting Number	Total Segment Score	Total Element Score	Total Program Component Score (factored)						Total Deductions			
17	Giafira USPENSKA	LAT	21	25.59	12.62	13.47						-0.50			
#	Executed Elements	Info	Base Value	GOE	J1	J2	J3	J4	J5	J6	J7	J8	J9	Ref.	Scores of Panel
1	2A	F	3.30	-1.65	-5	-5	-5	-5	-5						1.65
2	2F+2T		3.10	0.00	0	0	0	0	0						3.10
3	1Lz*	*	0.00	0.00	-	-	-	-	-						0.00
4	CCoSp3		3.00	-0.60	-2	-2	-2	-2	0						2.40
5	StSq2		2.60	0.26	0	1	1	1	1						2.86
6	CSp3		2.30	0.31	1	3	1	2	1						2.61
			14.30												12.62
Program Components				Factor											
Composition				1.07	3.75	4.50	4.50	3.75	4.75					4.25	
Presentation				1.07	4.00	4.00	4.50	4.25	4.25					4.17	
Skating Skills				1.07	3.50	4.25	4.75	4.00	4.25					4.17	
Judges Total Program Component Score (factored)											13.47				
Deductions:		Falls	-0.50 (1)											-0.50	

Rank	Name	Nation	Starting Number	Total Segment Score	Total Element Score	Total Program Component Score (factored)						Total Deductions			
18	Dominika TEOR	EST	9	24.50	12.64	11.86						0.00			
#	Executed Elements	Info	Base Value	GOE	J1	J2	J3	J4	J5	J6	J7	J8	J9	Ref.	Scores of Panel
1	2Lo+2T		3.00	0.06	0	1	1	0	0						3.06
2	1A		1.10	0.00	0	1	0	0	0						1.10
3	CCoSp3		3.00	0.50	1	2	1	2	2						3.50
4	StSq1		1.80	0.00	0	0	0	0	1						1.80
5	2F		1.80	0.00	0	0	0	0	0						1.80
6	CSp2		1.80	-0.42	-3	-2	-2	-1	-3						1.38
			12.50												12.64
Program Components				Factor											
Composition				1.07	3.00	4.00	3.50	3.75	3.75					3.67	
Presentation				1.07	3.00	4.00	3.75	3.50	3.50					3.58	
Skating Skills				1.07	3.50	3.75	4.00	3.75	4.00					3.83	
Judges Total Program Component Score (factored)											11.86				
Deductions:													0.00		





Interclub Figure Skating Competition
Tallinn Trophy 2023



Tallinn / EST

November 24 - 26, 2023

JUDGES DETAILS PER SKATER

ADVANCED NOVICE 2008-2010 GIRLS SHORT PROGRAM

Rank	Name	Nation	Starting Number	Total Segment Score	Total Element Score	Total Program Component Score (factored)						Total Deductions			
19	Helisa-Annabel VESTEL	EST	11	23.68	12.67	11.51						-0.50			
#	Executed Elements	Info	Base Value	GOE	J1	J2	J3	J4	J5	J6	J7	J8	J9	Ref.	Scores of Panel
1	LSp2		1.90	-0.06	-1	0	-1	0	0						1.84
2	2A<	F	2.64	-1.32	-5	-5	-5	-5	-5						1.32
3	2Lz+2T		3.40	-0.21	-1	-1	-1	-1	-1						3.19
4	CCoSp2		2.50	-0.58	-3	-2	-3	-1	-2						1.92
5	2F		1.80	0.00	0	0	0	0	-1						1.80
6	StSq2		2.60	0.00	0	0	0	0	-1						2.60
			14.84												12.67
Program Components				Factor											
Composition				1.07	3.50	4.00	3.25	3.75	3.75	3.50					3.67
Presentation				1.07	3.50	3.75	3.50	3.75	3.50					3.58	
Skating Skills				1.07	3.50	4.00	3.50	3.50	3.50					3.50	
Judges Total Program Component Score (factored)															11.51
Deductions:		Falls											-0.50 (1)	-0.50	

Rank	Name	Nation	Starting Number	Total Segment Score	Total Element Score	Total Program Component Score (factored)						Total Deductions			
20	Alina SHAVELA	EST	1	22.41	11.22	11.69						-0.50			
#	Executed Elements	Info	Base Value	GOE	J1	J2	J3	J4	J5	J6	J7	J8	J9	Ref.	Scores of Panel
1	2A<	F	2.64	-1.32	-5	-5	-5	-5	-5						1.32
2	2Lz<+2T	<	2.98	-0.34	-2	-2	-2	-2	-3						2.64
3	2F		1.80	0.00	0	1	0	0	0						1.80
4	LSpB		1.20	-0.12	-1	-1	-1	-1	-3						1.08
5	StSq1		1.80	0.00	0	0	0	0	0						1.80
6	CCoSp2		2.50	0.08	0	1	0	1	0						2.58
			12.92												11.22
Program Components				Factor											
Composition				1.07	3.50	4.00	3.75	3.75	3.50					3.67	
Presentation				1.07	3.25	3.75	4.00	3.50	3.25					3.50	
Skating Skills				1.07	3.50	4.00	4.00	3.50	3.75					3.75	
Judges Total Program Component Score (factored)															11.69
Deductions:		Falls											-0.50 (1)	-0.50	

Rank	Name	Nation	Starting Number	Total Segment Score	Total Element Score	Total Program Component Score (factored)						Total Deductions			
21	Maria-Michelle BARTENEVA	EST	10	20.38	9.27	11.61						-0.50			
#	Executed Elements	Info	Base Value	GOE	J1	J2	J3	J4	J5	J6	J7	J8	J9	Ref.	Scores of Panel
1	1A		1.10	0.11	1	1	0	2	1						1.21
2	2Lz	F	2.10	-1.05	-5	-5	-5	-5	-5						1.05
3	StSqB		1.50	-0.10	1	-1	0	-1	-1						1.40
4	LSp2		1.90	-0.19	-2	-1	-2	0	0						1.71
5	2F+1T*	*	1.80	-0.90	-5	-5	-5	-5	-5						0.90
6	CCoSp3		3.00	0.00	1	0	-1	-1	1						3.00
			11.40												9.27
Program Components				Factor											
Composition				1.07	3.75	3.75	3.50	3.75	3.50					3.67	
Presentation				1.07	4.00	3.50	3.50	3.50	3.50					3.50	
Skating Skills				1.07	4.00	3.75	3.75	3.50	3.50					3.67	
Judges Total Program Component Score (factored)															11.61
Deductions:		Falls											-0.50 (1)	-0.50	

Legend:							
#	Sequence number	GOE	Grade of Execution	Jx	Judges (x=1-9)	Ref.	Referee
*	Invalid element	<	Under-rotated jump	<<	Downgraded jump	!	Not clear edge
F	Fall	q	Jump landed on the quarter	b	Bonus Point for jump added to the element score		





Interclub Figure Skating Competition
Tallinn Trophy 2023



Tallinn / EST

November 24 - 26, 2023

JUDGES DETAILS PER SKATER
ADVANCED NOVICE 2008-2010 GIRLS FREE SKATING


Rank	Name	Nation	Starting Number	Total Segment Score	Total Element Score	Total Program Component Score (factored)							Total Deductions					
1	Veronika LUCKO	LTU	21	66.51	33.29	33.72							-0.50					
#	Executed Elements	Info	Base Value	GOE	J1	J2	J3	J4	J5	J6	J7	J8	J9	Bonus	Ref.	Scores of Panel		
1	3Lzb+2T	b	7.20	0.00	0	0	0	0	0					1.00		8.20		
2	3Lzq	q	5.90	-0.79	-1	-1	-1	-2	-2							5.11		
3	2Ab	b	3.30	-0.33	-1	-1	0	-1	-2					1.00		3.97		
4	CCoSp3		3.00	0.40	2	1	-1	2	1							3.40		
5	ChSq1		3.00	0.83	2	1	1	2	2							3.83		
6	3F<+2A<<<+2T+SEQ	<<	6.64	-2.12	-5	-5	-5	-5	-5							4.52		
7	3F<<	<<	1.80	-0.72	-5	-4	-4	-4	-3							1.08		
8	3S<<	F	1.30	-0.65	-5	-5	-5	-5	-5							0.65		
9	FSSp2		2.30	0.23	1	1	0	3	1							2.53		
			34.44													33.29		
Program Components				Factor														
Composition				2.13	5.50	5.25	5.25	5.25	5.25	5.25								5.25
Presentation				2.13	5.25	5.00	5.25	5.00	5.00	4.75								5.08
Skating Skills				2.13	5.75	5.50	5.50	5.50	5.00								5.50	
Judges Total Program Component Score (factored)																		33.72
Deductions:				Falls							-0.50 (1)							-0.50

Rank	Name	Nation	Starting Number	Total Segment Score	Total Element Score	Total Program Component Score (factored)							Total Deductions					
2	Lina MATEIKO	LAT	19	58.43	28.43	30.00							0.00					
#	Executed Elements	Info	Base Value	GOE	J1	J2	J3	J4	J5	J6	J7	J8	J9	Bonus	Ref.	Scores of Panel		
1	2F+2T+2Lo		4.80	0.12	0	0	1	1	1							4.92		
2	2Ab	b	3.30	-0.99	-3	-4	-3	-3	-3					1.00		3.31		
3	2A		3.30	0.00	0	1	0	0	0							3.30		
4	CCoSp3		3.00	0.30	-1	1	1	1	1							3.30		
5	2Lz+2Lo		3.80	0.00	0	0	1	0	0							3.80		
6	2Lz		2.10	0.07	0	1	1	0	0							2.17		
7	ChSq1		3.00	0.33	1	0	0	1	1							3.33		
8	2F		1.80	0.12	0	1	0	1	1							1.92		
9	FSSp2		2.30	0.08	0	1	0	1	0							2.38		
			27.40													28.43		
Program Components				Factor														
Composition				2.13	4.50	4.75	5.00	4.75	4.75								4.75	
Presentation				2.13	4.50	4.50	5.00	4.75	4.50								4.58	
Skating Skills				2.13	4.75	4.75	5.00	4.75	4.75								4.75	
Judges Total Program Component Score (factored)																		30.00
Deductions:																		0.00





Interclub Figure Skating Competition
Tallinn Trophy 2023



Tallinn / EST


November 24 - 26, 2023

JUDGES DETAILS PER SKATER
ADVANCED NOVICE 2008-2010 GIRLS FREE SKATING


Rank	Name	Nation	Starting Number	Total Segment Score	Total Element Score	Total Program Component Score (factored)							Total Deductions				
3	Paula BELEVICHA	LAT	20	57.42	26.36	31.06							0.00				
#	Executed Elements	Info	Base Value	GOE	J1	J2	J3	J4	J5	J6	J7	J8	J9	Bonus	Ref.	Scores of Panel	
1	3Lzb	b	5.90	-1.97	-4	-3	-3	-3	-4					1.00		4.93	
2	2S+1Eu+2S		3.10	0.00	0	0	0	0	0							3.10	
3	FSSp2		2.30	0.00	-1	0	1	0	0							2.30	
4	3S<	<	3.44	-0.57	-2	-1	-1	-2	-3							2.87	
5	2Lz+1A+SEQ		3.20	0.00	0	0	0	0	1							3.20	
6	2Lz		2.10	0.00	0	0	0	0	0							2.10	
7	ChSq1		3.00	0.50	0	1	1	1	1							3.50	
8	2F		1.80	0.06	1	1	0	0	0							1.86	
9	CCoSp3		3.00	-0.50	-2	-2	-3	0	-1							2.50	
			27.84													26.36	
Program Components				Factor													
Composition				2.13	4.75	4.75	4.75	4.75	4.75							4.75	
Presentation				2.13	4.75	4.75	5.25	4.75	4.75							4.75	
Skating Skills				2.13	5.00	5.00	5.25	5.25	5.00							5.08	
Judges Total Program Component Score (factored)																	31.06
Deductions:																0.00	

Rank	Name	Nation	Starting Number	Total Segment Score	Total Element Score	Total Program Component Score (factored)							Total Deductions				
4	Loreta BERZARINA	LAT	15	54.42	26.35	28.57							-0.50				
#	Executed Elements	Info	Base Value	GOE	J1	J2	J3	J4	J5	J6	J7	J8	J9	Bonus	Ref.	Scores of Panel	
1	3S<+2T	<	4.74	-0.69	-3	-2	-2	-2	-2							4.05	
2	2Ab	b	3.30	-0.33	-1	-1	0	-1	-1					1.00		3.97	
3	3S<	<	3.44	-0.69	-3	-2	-2	-2	-2							2.75	
4	FCSp1		1.90	0.13	0	0	1	1	1							2.03	
5	2A	F	3.30	-1.65	-5	-5	-5	-5	-5							1.65	
6	ChSq1		3.00	0.00	0	0	0	0	0							3.00	
7	2Lz+2T+2Lo		5.10	0.00	0	0	0	-1	0							5.10	
8	2F		1.80	0.00	0	0	0	0	1							1.80	
9	CCoSp1		2.00	0.00	-1	2	-1	1	0							2.00	
			28.58													26.35	
Program Components				Factor													
Composition				2.13	4.00	4.25	4.50	4.25	4.75							4.33	
Presentation				2.13	4.25	4.50	4.75	4.50	4.75							4.58	
Skating Skills				2.13	4.00	4.75	4.75	4.50	4.25							4.50	
Judges Total Program Component Score (factored)																	28.57
Deductions: Falls -0.50 (1)																-0.50	





Interclub Figure Skating Competition
Tallinn Trophy 2023



Tallinn / EST

November 24 - 26, 2023


JUDGES DETAILS PER SKATER

ADVANCED NOVICE 2008-2010 GIRLS FREE SKATING


Rank	Name	Nation	Starting Number	Total Segment Score	Total Element Score	Total Program Component Score (factored)							Total Deductions			
5	Anna TROITSKAJA	EST	13	54.38	28.82	25.56							0.00			
#	Executed Elements	Info	Base Value	GOE	J1	J2	J3	J4	J5	J6	J7	J8	J9	Bonus	Ref.	Scores of Panel
1	2Ab+2A+SEQ	b	6.60	0.00	0	0	0	0	0					1.00		7.60
2	3S<	<	3.44	-1.15	-4	-3	-3	-5	-3							2.29
3	FSSp3		2.60	0.09	0	0	1	1	0							2.69
4	2Lz+2T+2T		4.70	-0.14	0	-2	0	-1	-1							4.56
5	CCoSp3		3.00	0.10	0	0	1	1	0							3.10
6	2Lz		2.10	0.00	0	0	0	1	0							2.10
7	ChSq1		3.00	0.00	0	0	0	0	0							3.00
8	2F		1.80	0.00	0	0	0	0	0							1.80
9	2F		1.80	-0.12	0	-1	0	-1	-1							1.68
			29.04													28.82
Program Components			Factor													
Composition			2.13	3.50	4.00	4.00	4.25	3.50								3.83
Presentation			2.13	3.75	3.75	4.25	4.25	4.00								4.00
Skating Skills			2.13	4.00	4.00	4.50	4.25	4.25								4.17
Judges Total Program Component Score (factored)																25.56
Deductions:																0.00

Rank	Name	Nation	Starting Number	Total Segment Score	Total Element Score	Total Program Component Score (factored)							Total Deductions			
6	Natasha JERMALICKA	LAT	7	54.34	25.24	29.10							0.00			
#	Executed Elements	Info	Base Value	GOE	J1	J2	J3	J4	J5	J6	J7	J8	J9	Bonus	Ref.	Scores of Panel
1	3F<<+2T	<<	3.10	-0.54	-3	-3	-3	-3	-2							2.56
2	3Lo<<+2T+2Lo	<<	4.70	-0.51	-4	-3	-3	-3	-2							4.19
3	3F<<	<<	1.80	-0.54	-3	-3	-3	-4	-3							1.26
4	ChSq1		3.00	0.67	1	2	2	1	1							3.67
5	FSSp3		2.60	0.26	1	1	1	2	0							2.86
6	3Lo<<	<<	1.70	-0.57	-4	-3	-3	-4	-3							1.13
7	2A<	<	2.64	-0.44	-1	-2	-2	-1	-2							2.20
8	2Aqb	b	3.30	-0.33	-1	-1	-1	-1	-1					1.00		3.97
9	CCoSp3		3.00	0.40	1	2	1	2	1							3.40
			25.84													25.24
Program Components			Factor													
Composition			2.13	4.25	4.25	4.75	4.50	4.25								4.33
Presentation			2.13	4.00	4.25	5.00	4.75	4.75								4.58
Skating Skills			2.13	4.75	4.00	5.25	4.75	4.75								4.75
Judges Total Program Component Score (factored)																29.10
Deductions:																0.00





Interclub Figure Skating Competition
Tallinn Trophy 2023



Tallinn / EST


November 24 - 26, 2023

JUDGES DETAILS PER SKATER
ADVANCED NOVICE 2008-2010 GIRLS FREE SKATING


Rank	Name	Nation	Starting Number	Total Segment Score	Total Element Score	Total Program Component Score (factored)							Total Deductions			
7	Elisabeth LEETNA	EST	18	54.17	25.78	28.39							0.00			
#	Executed Elements	Info	Base Value	GOE	J1	J2	J3	J4	J5	J6	J7	J8	J9	Bonus	Ref.	Scores of Panel
1	2Ab	b	3.30	0.00	-1	0	1	0	0					1.00		4.30
2	2A		3.30	0.11	-1	1	0	1	0							3.41
3	FSSp3		2.60	-0.43	-2	-3	-1	-1	-2							2.17
4	1F		0.50	0.00	0	0	0	0	0							0.50
5	2Lz+2T+1T		3.80	-0.07	0	-1	0	0	-1							3.73
6	2F+2T		3.10	0.00	0	0	0	1	0							3.10
7	2Lz		2.10	0.00	0	1	0	0	0							2.10
8	ChSq1		3.00	0.17	0	1	0	1	0							3.17
9	CCoSp3		3.00	0.30	0	2	0	2	1							3.30
			24.70													25.78
Program Components				Factor												
Composition				2.13	3.75	4.50	4.25	4.75	4.50					4.42		
Presentation				2.13	3.75	4.25	4.50	4.50	4.25					4.33		
Skating Skills				2.13	4.00	4.75	4.50	4.75	4.50					4.58		
Judges Total Program Component Score (factored)														28.39		
Deductions:																0.00

Rank	Name	Nation	Starting Number	Total Segment Score	Total Element Score	Total Program Component Score (factored)							Total Deductions			
8	Matilda KOPPEL	EST	17	53.28	23.81	29.47							0.00			
#	Executed Elements	Info	Base Value	GOE	J1	J2	J3	J4	J5	J6	J7	J8	J9	Ref.	Scores of Panel	
1	2F		1.80	0.18	0	1	1	2	1						1.98	
2	2Lz		2.10	0.07	0	1	0	1	0						2.17	
3	2F+2Lo		3.50	-0.24	-3	-1	0	-2	-1						3.26	
4	2Lz+1A+2Lo+SEQ		4.90	0.00	0	-1	0	1	0						4.90	
5	FCSp3		2.80	0.47	1	1	2	2	2						3.27	
6	2S		1.30	0.17	1	2	1	0	2						1.47	
7	2S		1.30	0.13	1	1	1	1	1						1.43	
8	ChSq1		3.00	0.50	1	1	1	1	1						3.50	
9	CCoSp2		2.50	-0.67	-3	-1	-3	-2	-3						1.83	
			23.20												23.81	
Program Components				Factor												
Composition				2.13	4.50	4.75	4.50	4.50	4.75					4.58		
Presentation				2.13	4.50	4.75	4.75	4.75	4.50					4.67		
Skating Skills				2.13	4.75	4.50	4.75	4.50	4.50					4.58		
Judges Total Program Component Score (factored)														29.47		
Deductions:																0.00





Interclub Figure Skating Competition
Tallinn Trophy 2023



Tallinn / EST

November 24 - 26, 2023


JUDGES DETAILS PER SKATER

ADVANCED NOVICE 2008-2010 GIRLS FREE SKATING


Rank	Name	Nation	Starting Number	Total Segment Score	Total Element Score	Total Program Component Score (factored)						Total Deductions				
9	Alexandra Marii PETTAI	EST	12	50.59	23.63	26.96						0.00				
#	Executed Elements	Info	Base Value	GOE	J1	J2	J3	J4	J5	J6	J7	J8	J9	Ref.	Scores of Panel	
1	1A		1.10	0.04	0	1	0	1	0						1.14	
2	2S		1.30	0.00	0	1	0	0	0						1.30	
3	2Lz+2Lo+2T		5.10	-0.14	-1	0	-2	0	-1						4.96	
4	FSSp2		2.30	0.23	-1	1	1	1	1						2.53	
5	2F+2T		3.10	0.00	0	0	0	1	0						3.10	
6	2F		1.80	0.00	0	0	0	0	0						1.80	
7	ChSq1		3.00	0.50	0	2	1	1	1						3.50	
8	2Lz		2.10	0.00	0	0	0	0	-1						2.10	
9	CCoSp3		3.00	0.20	-1	1	1	1	0						3.20	
			22.80												23.63	
Program Components			Factor													
Composition			2.13	4.00	4.25	4.25	4.25	4.25	4.25							4.25
Presentation			2.13	4.00	4.50	4.50	4.50	4.50	4.00							4.33
Skating Skills			2.13	4.00	4.00	4.25	4.25	4.00								4.08
Judges Total Program Component Score (factored)																26.96
Deductions:															0.00	

Rank	Name	Nation	Starting Number	Total Segment Score	Total Element Score	Total Program Component Score (factored)						Total Deductions				
10	Isabel SAKS	EST	11	50.14	24.22	25.92						0.00				
#	Executed Elements	Info	Base Value	GOE	J1	J2	J3	J4	J5	J6	J7	J8	J9	Ref.	Scores of Panel	
1	1A		1.10	0.11	1	1	0	2	1						1.21	
2	2S		1.30	0.09	1	1	0	1	0						1.39	
3	2Lz+2Lo		3.80	0.00	0	0	0	0	0						3.80	
4	FSSp2		2.30	0.23	-1	1	1	1	2						2.53	
5	2F+2T+2Lo		4.80	0.00	0	0	0	0	0						4.80	
6	2F		1.80	0.12	1	1	0	1	0						1.92	
7	CCoSp3		3.00	0.30	1	1	1	1	1						3.30	
8	ChSq1		3.00	0.17	1	1	0	0	0						3.17	
9	2Lz		2.10	0.00	0	0	0	1	0						2.10	
			23.20												24.22	
Program Components			Factor													
Composition			2.13	4.00	4.50	3.50	4.25	3.75								4.00
Presentation			2.13	4.25	4.25	3.75	4.00	3.75								4.00
Skating Skills			2.13	4.50	4.25	4.00	4.25	4.00								4.17
Judges Total Program Component Score (factored)																25.92
Deductions:															0.00	





Interclub Figure Skating Competition
Tallinn Trophy 2023



Tallinn / EST

November 24 - 26, 2023

JUDGES DETAILS PER SKATER


ADVANCED NOVICE 2008-2010 GIRLS FREE SKATING

Rank	Name	Nation	Starting Number	Total Segment Score	Total Element Score	Total Program Component Score (factored)						Total Deductions				
11	Glafira USPENSKA	LAT	5	48.01	22.09	25.92						0.00				
#	Executed Elements	Info	Base Value	GOE	J1	J2	J3	J4	J5	J6	J7	J8	J9	Ref.	Scores of Panel	
1	2A<	<	2.64	-0.79	-4	-3	-2	-3	-3						1.85	
2	2Lz+2T+2T		4.70	-0.49	-4	-2	-1	-3	-2						4.21	
3	2S		1.30	0.04	0	1	0	1	0						1.34	
4	FCSp1		1.90	0.32	0	1	2	2	2						2.22	
5	2Lz		2.10	-0.07	0	-1	0	0	-1						2.03	
6	2F+1A+SEQ		2.90	-0.36	-2	-2	-1	-3	-2						2.54	
7	ChSq1		3.00	0.50	0	1	1	1	1						3.50	
8	2F		1.80	0.00	0	0	0	0	0						1.80	
9	CCoSp3		3.00	-0.40	-2	-1	1	-1	-2						2.60	
			23.34												22.09	
Program Components				Factor												
Composition				2.13	3.50	4.00	4.00	4.25	4.25							4.08
Presentation				2.13	3.50	4.00	4.25	4.50	4.25							4.17
Skating Skills				2.13	3.75	3.75	4.25	4.00	4.00							3.92
Judges Total Program Component Score (factored)															25.92	
Deductions:											0.00					


Rank	Name	Nation	Starting Number	Total Segment Score	Total Element Score	Total Program Component Score (factored)						Total Deductions				
12	Amelia VASSIN	EST	10	47.77	21.31	26.96						-0.50				
#	Executed Elements	Info	Base Value	GOE	J1	J2	J3	J4	J5	J6	J7	J8	J9	Ref.	Scores of Panel	
1	1A		1.10	0.04	0	1	0	1	0						1.14	
2	2F		1.80	0.06	1	0	0	1	0						1.86	
3	FCSp2		2.30	0.23	1	2	0	1	1						2.53	
4	2Lz+1Lo+2T		3.90	-0.14	-1	-1	0	0	-1						3.76	
5	2F!	F	1.80	-0.90	-5	-5	-5	-5	-5						0.90	
6	2Lz!+2T	!	3.40	-0.42	-1	-2	-2	-2	-3						2.98	
7	2S		1.30	0.04	1	0	0	1	0						1.34	
8	CCoSp3		3.00	0.30	1	1	1	1	1						3.30	
9	ChSq1		3.00	0.50	1	1	1	2	1						3.50	
			21.60												21.31	
Program Components				Factor												
Composition				2.13	4.25	4.25	4.00	4.25	4.50							4.25
Presentation				2.13	4.25	4.00	4.00	4.50	4.00							4.08
Skating Skills				2.13	4.50	3.75	4.25	4.25	4.50							4.33
Judges Total Program Component Score (factored)															26.96	
Deductions:											Falls -0.50 (1)					
											-0.50					

Partners





Interclub Figure Skating Competition
Tallinn Trophy 2023



Tallinn / EST

November 24 - 26, 2023


JUDGES DETAILS PER SKATER

ADVANCED NOVICE 2008-2010 GIRLS FREE SKATING


Rank	Name	Nation	Starting Number	Total Segment Score	Total Element Score	Total Program Component Score (factored)						Total Deductions			
13	Venetta IVANNIKOVA	EST	16	47.39	21.66	25.73						0.00			
#	Executed Elements	Info	Base Value	GOE	J1	J2	J3	J4	J5	J6	J7	J8	J9	Ref.	Scores of Panel
1	2A<	<	2.64	-1.32	-5	-5	-4	-5	-5						1.32
2	3S<<	<<	1.30	-0.65	-5	-5	-5	-5	-5						0.65
3	FCSSp3		2.60	0.26	-1	1	1	1	2						2.86
4	1A		1.10	0.07	1	1	0	2	0						1.17
5	2Lz+2Lo		3.80	-0.07	0	0	0	-1	-1						3.73
6	2Lz+2Lo+2T		5.10	0.00	-1	0	0	0	0						5.10
7	2F		1.80	0.00	0	0	0	1	0						1.80
8	CCoSp3		3.00	0.20	1	0	1	1	0						3.20
9	ChSq1		3.00	-1.17	-2	-4	-2	-2	-3						1.83
			24.34												21.66
Program Components				Factor											
Composition				2.13	3.50	4.00	3.50	4.25	4.00					3.83	
Presentation				2.13	3.50	3.75	4.00	4.50	4.00					3.92	
Skating Skills				2.13	4.00	4.50	4.25	4.50	4.25					4.33	
Judges Total Program Component Score (factored)												25.73			
Deductions:											0.00				

Rank	Name	Nation	Starting Number	Total Segment Score	Total Element Score	Total Program Component Score (factored)						Total Deductions			
14	Nicole KNYAZEVA	EST	14	46.53	19.74	26.79						0.00			
#	Executed Elements	Info	Base Value	GOE	J1	J2	J3	J4	J5	J6	J7	J8	J9	Ref.	Scores of Panel
1	3S<+2T	<	4.74	-0.80	-3	-2	-2	-2	-3						3.94
2	2A<	<	2.64	-0.53	-4	-2	-2	-2	-2						2.11
3	3S<<	<<	1.30	-0.52	-5	-4	-3	-4	-4						0.78
4	FCSSp2V		1.73	-0.06	0	0	-1	0	-1						1.67
5	ChSq1		3.00	-0.67	1	-2	-1	-1	-2						2.33
6	2Lz!+1Eu+2S	!	3.90	-0.21	-1	-1	-1	-1	-3						3.69
7	2F!	!	1.80	-0.18	-1	-1	-1	-1	-1						1.62
8	2Lz		2.10	0.00	0	0	0	0	0						2.10
9	CCoSp1V		1.50	0.00	0	0	0	1	-1						1.50
			22.71												19.74
Program Components				Factor											
Composition				2.13	4.00	4.25	4.00	4.00	4.50					4.08	
Presentation				2.13	4.00	4.50	4.25	4.25	4.25					4.25	
Skating Skills				2.13	4.25	4.25	4.50	4.25	4.25					4.25	
Judges Total Program Component Score (factored)												26.79			
Deductions:											0.00				





Interclub Figure Skating Competition
Tallinn Trophy 2023



Tallinn / EST

November 24 - 26, 2023

JUDGES DETAILS PER SKATER

ADVANCED NOVICE 2008-2010 GIRLS FREE SKATING

Rank	Name	Nation	Starting Number	Total Segment Score	Total Element Score	Total Program Component Score (factored)						Total Deductions			
15	Maria-Michelle BARTENEVA	EST	1	44.78	21.87	22.91						0.00			
#	Executed Elements	Info	Base Value	GOE	J1	J2	J3	J4	J5	J6	J7	J8	J9	Ref.	Scores of Panel
1	1A		1.10	0.00	0	0	0	1	0						1.10
2	2S		1.30	0.00	0	0	0	0	0						1.30
3	2F+2Lo		3.50	0.00	0	0	0	0	0						3.50
4	CCoSp3		3.00	0.00	0	0	-1	1	0						3.00
5	2Lz+1Eu+2S		3.90	-0.07	0	-1	0	0	-1						3.83
6	2F		1.80	0.00	0	0	0	1	0						1.80
7	ChSq1		3.00	0.17	0	1	0	0	1						3.17
8	2Lz		2.10	0.00	0	0	0	0	0						2.10
9	FSSp1		2.00	0.07	0	-1	1	1	0						2.07
			21.70												21.87
Program Components				Factor											
Composition				2.13	3.50	3.50	3.25	4.00	4.00					3.67	
Presentation				2.13	3.50	3.25	3.50	3.75	3.75					3.58	
Skating Skills				2.13	3.75	3.25	3.50	3.50	3.50					3.50	
Judges Total Program Component Score (factored)											22.91				

Deductions: **0.00**

Rank	Name	Nation	Starting Number	Total Segment Score	Total Element Score	Total Program Component Score (factored)						Total Deductions			
16	Marija RINKMANE	LAT	6	44.12	21.32	23.80						-1.00			
#	Executed Elements	Info	Base Value	GOE	J1	J2	J3	J4	J5	J6	J7	J8	J9	Ref.	Scores of Panel
1	2S		1.30	0.00	0	1	0	-1	0						1.30
2	2F+2Lo+1A+SEQ		4.60	0.00	0	0	0	0	0						4.60
3	3S<<	F	1.30	-0.65	-5	-5	-5	-5	-5						0.65
4	CCoSp3		3.00	0.10	-1	1	-1	1	1						3.10
5	ChSq1		3.00	0.00	0	0	0	2	0						3.00
6	2F+2Lo		3.50	-0.06	-1	0	-2	0	0						3.44
7	2Lze	e	1.68	-0.45	-2	-3	-2	-3	-3						1.23
8	2Lze	e	1.68	-0.45	-2	-3	-2	-3	-3						1.23
9	FSSp3		2.60	0.17	0	1	1	1	0						2.77
			22.66												21.32
Program Components				Factor											
Composition				2.13	3.00	2.75	3.50	4.00	4.00					3.50	
Presentation				2.13	3.25	3.25	4.00	4.00	4.00					3.75	
Skating Skills				2.13	3.50	3.75	4.00	4.25	4.00					3.92	
Judges Total Program Component Score (factored)											23.80				

Deductions: Time violation -0.50 Falls -0.50 (1) **-1.00**





Interclub Figure Skating Competition
Tallinn Trophy 2023



Tallinn / EST

November 24 - 26, 2023

JUDGES DETAILS PER SKATER

ADVANCED NOVICE 2008-2010 GIRLS FREE SKATING


Rank	Name	Nation	Starting Number	Total Segment Score	Total Element Score	Total Program Component Score (factored)						Total Deductions			
17	Dominika TEOR	EST	4	43.89	20.81	23.08						0.00			
#	Executed Elements	Info	Base Value	GOE	J1	J2	J3	J4	J5	J6	J7	J8	J9	Ref.	Scores of Panel
1	2F+2T		3.10	0.00	0	0	0	-1	0						3.10
2	2Lze	e	1.68	-0.45	-2	-3	-2	-3	-3						1.23
3	FCSp2		2.30	-0.08	-1	0	0	1	-2						2.22
4	1A		1.10	0.04	0	1	0	0	1						1.14
5	2F+2T+2Lo		4.80	-0.48	-2	-3	-2	-3	-3						4.32
6	ChSq1		3.00	-0.33	0	-2	0	1	-2						2.67
7	2Lze	e	1.68	-0.45	-2	-3	-2	-3	-3						1.23
8	2Lo		1.70	0.00	0	1	0	0	0						1.70
9	CCoSp3		3.00	0.20	1	1	1	0	0						3.20
			22.36												20.81
Program Components				Factor											
Composition				2.13	3.50	3.00	3.50	4.00	3.50					3.50	
Presentation				2.13	3.50	3.00	3.75	4.00	3.50					3.58	
Skating Skills				2.13	3.75	3.50	4.00	3.75	3.75					3.75	
Judges Total Program Component Score (factored)											23.08				
Deductions:															0.00

Rank	Name	Nation	Starting Number	Total Segment Score	Total Element Score	Total Program Component Score (factored)						Total Deductions			
18	Säde Ann SAKS	EST	9	43.31	19.17	24.14						0.00			
#	Executed Elements	Info	Base Value	GOE	J1	J2	J3	J4	J5	J6	J7	J8	J9	Ref.	Scores of Panel
1	1A		1.10	0.11	1	1	0	1	1						1.21
2	2S		1.30	0.04	1	0	0	1	0						1.34
3	2F		1.80	-0.54	-3	-1	-3	-3	-3						1.26
4	2Lz		2.10	0.00	0	0	0	0	-1						2.10
5	CCoSp3		3.00	0.10	0	0	0	1	1						3.10
6	2F		1.80	-0.06	0	-1	0	0	-1						1.74
7	2Lz+1A+SEQ		3.20	0.00	0	0	0	0	0						3.20
8	ChSq1		3.00	0.00	0	-1	0	0	0						3.00
9	FCSp2		2.30	-0.08	-1	-2	0	0	0						2.22
			19.60												19.17
Program Components				Factor											
Composition				2.13	3.75	4.00	3.50	3.75	3.75					3.75	
Presentation				2.13	3.75	3.75	3.50	4.00	3.75					3.75	
Skating Skills				2.13	4.00	3.50	4.00	3.75	3.75					3.83	
Judges Total Program Component Score (factored)											24.14				
Deductions:															0.00





Interclub Figure Skating Competition
Tallinn Trophy 2023



Tallinn / EST

November 24 - 26, 2023


JUDGES DETAILS PER SKATER

ADVANCED NOVICE 2008-2010 GIRLS FREE SKATING


Rank	Name	Nation	Starting Number	Total Segment Score	Total Element Score	Total Program Component Score (factored)						Total Deductions			
19	Albina APAKOVA	LAT	8	42.62	19.29	24.33						-1.00			
#	Executed Elements	Info	Base Value	GOE	J1	J2	J3	J4	J5	J6	J7	J8	J9	Ref.	Scores of Panel
1	1A		1.10	0.04	1	0	0	1	0						1.14
2	3Lo<<	F	1.70	-0.85	-5	-5	-5	-5	-5						0.85
3	3S<<	F	1.30	-0.65	-5	-5	-5	-5	-5						0.65
4	2F+2T		3.10	0.00	0	0	0	0	0						3.10
5	CCoSp3		3.00	-0.10	0	0	-1	0	-1						2.90
6	2F+1Eu+2S		3.60	-0.18	0	-1	-1	-1	-1						3.42
7	2Lz		2.10	0.00	0	0	0	1	0						2.10
8	ChSq1		3.00	-0.17	0	-1	0	0	-2						2.83
9	FSSp2		2.30	0.00	0	0	0	1	0						2.30
			21.20												19.29
Program Components				Factor											
Composition				2.13	3.50	4.00	3.50	4.25	3.75				3.75		
Presentation				2.13	3.50	4.00	3.50	4.00	3.75				3.75		
Skating Skills				2.13	4.00	4.25	3.75	3.75	4.00				3.92		
Judges Total Program Component Score (factored)											24.33				
Deductions:		Falls			-1.00 (2)							-1.00			

Rank	Name	Nation	Starting Number	Total Segment Score	Total Element Score	Total Program Component Score (factored)						Total Deductions			
20	Helisa-Annabel VESTEL	EST	3	39.41	18.81	21.10						-0.50			
#	Executed Elements	Info	Base Value	GOE	J1	J2	J3	J4	J5	J6	J7	J8	J9	Ref.	Scores of Panel
1	2Lz+2T		3.40	-0.07	0	0	0	-1	-1						3.33
2	2A<<	<<	1.10	-0.55	-5	-5	-5	-5	-5						0.55
3	2A<<	F	1.10	-0.55	-5	-5	-5	-5	-5						0.55
4	FSSp3		2.60	-0.52	-4	-3	-1	-2	-1						2.08
5	2Lo+1Eu+2F		4.00	0.00	0	0	0	0	0						4.00
6	2S		1.30	0.00	0	0	0	0	0						1.30
7	ChSq1		3.00	0.00	0	0	0	1	-1						3.00
8	2Lo		1.70	0.00	0	0	0	1	0						1.70
9	CCoSp3		3.00	-0.70	-3	-2	-3	-2	-1						2.30
			21.20												18.81
Program Components				Factor											
Composition				2.13	3.25	3.25	3.25	3.50	3.25				3.25		
Presentation				2.13	3.25	3.25	3.25	3.50	3.50				3.33		
Skating Skills				2.13	3.25	3.50	3.50	3.25	3.25				3.33		
Judges Total Program Component Score (factored)											21.10				
Deductions:		Falls			-0.50 (1)							-0.50			





Interclub Figure Skating Competition
Tallinn Trophy 2023



Tallinn / EST

November 24 - 26, 2023



JUDGES DETAILS PER SKATER

ADVANCED NOVICE 2008-2010 GIRLS FREE SKATING

Rank	Name	Nation	Starting Number	Total Segment Score	Total Element Score	Total Program Component Score (factored)							Total Deductions		
21	Alina SHAVELA	EST	2	36.65	16.85	21.30							-1.50		
#	Executed Elements	Info	Base Value	GOE	J1	J2	J3	J4	J5	J6	J7	J8	J9	Ref.	Scores of Panel
1	2A<	F	2.64	-1.32	-5	-5	-5	-5	-5						1.32
2	2Lo+2Lo		3.40	0.00	-1	0	0	0	0						3.40
3	2A<<	F	1.10	-0.55	-5	-5	-5	-5	-5						0.55
4	CCoSp2		2.50	0.17	0	1	-1	1	1						2.67
5	2Lz		2.10	-0.35	-2	-1	0	-2	-2						1.75
6	ChSq1		3.00	-0.17	0	0	0	-1	-1						2.83
7	2F<+2T	<	2.74	-0.34	-3	-2	-2	-2	-3						2.40
8	2S		1.30	-0.52	-4	-4	-5	-3	-4						0.78
9	FCSSp2	F	2.30	-1.15	-5	-5	-5	-5	-5						1.15
			21.08												16.85
Program Components				Factor											
Composition				2.13	3.25	3.25	3.00	3.25	3.50	3.25					3.25
Presentation				2.13	3.25	3.00	3.25	3.50	3.25					3.25	
Skating Skills				2.13	3.50	3.25	3.50	3.50	3.50					3.50	
Judges Total Program Component Score (factored)															21.30
Deductions:		Falls			-1.50 (3)									-1.50	

Legend:							
#	Sequence number	GOE	Grade of Execution	Jx	Judges (x=1-9)	Ref.	Referee
e	Wrong edge	<	Under-rotated jump	<<	Downgraded jump	!	Not clear edge
F	Fall	q	Jump landed on the quarter	b	Bonus Point for jump added to the element score		







JUDGES DETAILS PER SKATER
MEN SHORT PROGRAM

Rank	Name	Nation	Starting Number	Total Segment Score	Total Element Score	Total Program Component Score (factored)						Total Deductions				
1	Kyrylo MARSAK	UKR	6	68.01	35.32	33.69						-1.00				
#	Executed Elements	Info	Base Value	GOE	J1	J2	J3	J4	J5	J6	J7	J8	J9	Ref.	Scores of Panel	
1	3A		8.00	1.60	2	2	2	4	2						9.60	
2	CCSp4		3.20	0.32	0	0	1	3	2						3.52	
3	StSq4		3.90	0.65	1	2	2	2	1						4.55	
4	3Lz		5.90	-1.38	-2	-2	-3	-3	-2						4.52	
5	3Lo+3T	F	10.01	x -2.45	-5	-5	-5	-5	-5						7.56	
6	FSSp4		3.00	0.40	2	1	1	2	1						3.40	
7	CCoSp3V		2.25	-0.08	-1	0	-1	0	0						2.17	
			36.26											35.32		
Program Components			Factor													
Composition			1.67	5.50	6.50	6.75	6.75	7.25							6.67	
Presentation			1.67	5.25	6.25	6.75	7.00	7.00							6.67	
Skating Skills			1.67	5.25	7.00	7.00	6.50	7.50							6.83	
Judges Total Program Component Score (factored)																33.69
Deductions:			Falls	-1.00 (1)											-1.00	

Rank	Name	Nation	Starting Number	Total Segment Score	Total Element Score	Total Program Component Score (factored)						Total Deductions				
2	Lev VINOKUR	ISR	4	65.93	37.55	29.38						-1.00				
#	Executed Elements	Info	Base Value	GOE	J1	J2	J3	J4	J5	J6	J7	J8	J9	Ref.	Scores of Panel	
1	4Tq	F	9.50	-4.75	-5	-5	-5	-5	-5						4.75	
2	3A		8.00	0.80	1	1	1	3	1						8.80	
3	CCSp3		2.80	0.28	2	0	1	1	1						3.08	
4	3F+3T		10.45	x 0.71	1	0	2	1	2						11.16	
5	StSq3		3.30	0.22	0	1	2	1	0						3.52	
6	FSSp3		2.60	-0.09	1	-1	0	0	-2						2.51	
7	CCoSp4		3.50	0.23	2	0	1	1	-1						3.73	
			40.15											37.55		
Program Components			Factor													
Composition			1.67	4.25	5.75	7.50	5.00	6.25							5.67	
Presentation			1.67	4.50	6.00	7.25	5.75	6.00							5.92	
Skating Skills			1.67	4.25	6.00	7.25	5.75	6.25							6.00	
Judges Total Program Component Score (factored)																29.38
Deductions:			Falls	-1.00 (1)											-1.00	

Rank	Name	Nation	Starting Number	Total Segment Score	Total Element Score	Total Program Component Score (factored)						Total Deductions				
3	Rakhat BRALIN	KAZ	1	65.18	33.74	31.44						0.00				
#	Executed Elements	Info	Base Value	GOE	J1	J2	J3	J4	J5	J6	J7	J8	J9	Ref.	Scores of Panel	
1	2A		3.30	0.55	1	2	1	2	2						3.85	
2	3F		5.30	0.71	1	2	1	3	1						6.01	
3	FCSp4		3.20	0.21	0	1	1	1	0						3.41	
4	3Lz+3T		11.11	x 0.00	1	0	0	0	0						11.11	
5	CSSp4		3.00	-0.30	-1	-2	1	0	-2						2.70	
6	StSq3		3.30	0.33	1	-1	1	2	1						3.63	
7	CCoSp4		3.50	-0.47	-2	-1	0	-2	-1						3.03	
			32.71											33.74		
Program Components			Factor													
Composition			1.67	6.00	5.75	6.50	6.75	6.50							6.33	
Presentation			1.67	5.50	6.00	6.25	6.25	6.25							6.17	
Skating Skills			1.67	5.75	6.25	6.25	6.75	6.50							6.33	
Judges Total Program Component Score (factored)																31.44
Deductions:																0.00







JUDGES DETAILS PER SKATER
MEN SHORT PROGRAM

Rank	Name	Nation	Starting Number	Total Segment Score	Total Element Score	Total Program Component Score (factored)						Total Deductions				
4	Valtter VIRTANEN	FIN	3	60.85	26.47	34.38						0.00				
#	Executed Elements	Info	Base Value	GOE	J1	J2	J3	J4	J5	J6	J7	J8	J9	Ref.	Scores of Panel	
1	3Lz		5.90	-1.18	-2	-2	-1	-3	-2						4.72	
2	3T+2T		5.50	0.70	1	2	1	3	2						6.20	
3	1A*	*	0.00	0.00	-	-	-	-	-						0.00	
4	FCSp4		3.20	0.85	3	2	2	4	3						4.05	
5	StSq4		3.90	0.78	2	2	2	3	2						4.68	
6	CSSp4		3.00	0.20	2	-1	1	2	-1						3.20	
7	CCoSp4		3.50	0.12	-1	2	1	1	-2						3.62	
			25.00												26.47	
Program Components			Factor													
Composition			1.67	6.25	6.50	7.00	7.50	7.00							6.83	
Presentation			1.67	5.75	6.50	7.25	7.25	7.00							6.92	
Skating Skills			1.67	6.00	6.75	6.75	7.50	7.00							6.83	
Judges Total Program Component Score (factored)																34.38
Deductions:															0.00	

Rank	Name	Nation	Starting Number	Total Segment Score	Total Element Score	Total Program Component Score (factored)						Total Deductions				
5	Oliver PRAETORIUS	SWE	7	58.20	28.27	29.93						0.00				
#	Executed Elements	Info	Base Value	GOE	J1	J2	J3	J4	J5	J6	J7	J8	J9	Ref.	Scores of Panel	
1	3A		8.00	-2.67	-2	-4	-4	-3	-3						5.33	
2	3Lz+2T		7.20	0.00	0	0	0	-1	1						7.20	
3	FCSp2		2.30	0.15	1	0	1	1	0						2.45	
4	3Lo	x	5.39	0.49	0	2	1	1	1						5.88	
5	CSSp2		2.30	-0.46	-2	-2	-1	-2	-3						1.84	
6	StSq2		2.60	0.17	0	1	1	1	0						2.77	
7	CCoSp3		3.00	-0.20	-2	-2	-1	2	1						2.80	
			30.79												28.27	
Program Components			Factor													
Composition			1.67	5.50	6.00	6.25	4.75	6.25							5.92	
Presentation			1.67	5.25	6.25	6.50	5.00	6.25							5.92	
Skating Skills			1.67	5.75	6.50	6.00	5.75	6.50							6.08	
Judges Total Program Component Score (factored)																29.93
Deductions:															0.00	

Rank	Name	Nation	Starting Number	Total Segment Score	Total Element Score	Total Program Component Score (factored)						Total Deductions				
6	Kornel WITKOWSKI	POL	8	57.84	25.99	32.85						-1.00				
#	Executed Elements	Info	Base Value	GOE	J1	J2	J3	J4	J5	J6	J7	J8	J9	Ref.	Scores of Panel	
1	3Lz		5.90	0.20	-2	2	0	0	1						6.10	
2	3A	F	8.00	-4.00	-5	-5	-5	-5	-5						4.00	
3	FCSp4		3.20	0.43	2	2	0	2	0						3.63	
4	3F+1T*	*	5.83	-2.65	-5	-5	-5	-5	-5						3.18	
5	CCoSp2		2.50	0.25	2	1	0	3	0						2.75	
6	CSSp3		2.60	-0.69	-3	-2	-3	-1	-3						1.91	
7	StSq4		3.90	0.52	1	2	1	2	1						4.42	
			31.93												25.99	
Program Components			Factor													
Composition			1.67	5.00	6.75	6.50	6.00	7.00							6.42	
Presentation			1.67	5.75	6.75	6.00	6.50	7.00							6.42	
Skating Skills			1.67	5.50	7.00	6.50	7.00	7.25							6.83	
Judges Total Program Component Score (factored)																32.85
Deductions: Falls															-1.00 (1)	







JUDGES DETAILS PER SKATER
MEN SHORT PROGRAM

Rank	Name	Nation	Starting Number	Total Segment Score	Total Element Score	Total Program Component Score (factored)						Total Deductions			
7	Jonathan EGYPTSON	SWE	9	56.92	25.74	31.18						0.00			
#	Executed Elements	Info	Base Value	GOE	J1	J2	J3	J4	J5	J6	J7	J8	J9	Ref.	Scores of Panel
1	3F+3T<	<	8.66	-2.65	-5	-5	-5	-3	-5						6.01
2	3Lo		4.90	0.49	1	1	1	2	1						5.39
3	CCSp4		3.20	0.00	0	0	0	3	0						3.20
4	2A	x	3.63	0.44	1	1	0	3	2						4.07
5	FSSp4		3.00	-1.00	-3	-2	-3	-4	-5						2.00
6	StSq3		3.30	0.33	1	1	-1	2	1						3.63
7	CCoSp2V		1.88	-0.44	-3	-2	-1	-2	-3						1.44
			28.57												25.74
Program Components			Factor												
Composition			1.67	6.25	7.00	5.50	6.25	6.00							6.17
Presentation			1.67	5.50	7.25	5.75	7.00	6.00							6.25
Skating Skills			1.67	5.75	7.00	5.50	6.75	6.25							6.25
Judges Total Program Component Score (factored)															31.18
Deductions:												0.00			

Rank	Name	Nation	Starting Number	Total Segment Score	Total Element Score	Total Program Component Score (factored)						Total Deductions				
8	Daniel KORABELNIK	LTU	5	46.93	25.38	22.55						-1.00				
#	Executed Elements	Info	Base Value	GOE	J1	J2	J3	J4	J5	J6	J7	J8	J9	Ref.	Scores of Panel	
1	3F!+2T	!	6.60	-0.71	-3	-1	-1	-2	-1						5.89	
2	2A		3.30	0.00	0	0	0	1	0						3.30	
3	FSSp4		3.00	0.20	1	1	0	1	0						3.20	
4	3Lz	x	6.49	-0.20	-1	0	0	-1	0						6.29	
5	StSq3		3.30	-0.22	-1	0	-1	0	-1						3.08	
6	CCSp3		2.80	-0.37	-2	0	-1	-1	-2						2.43	
7	CCoSp2V		1.88	-0.69	-4	-5	-1	-4	-3						1.19	
			27.37												25.38	
Program Components			Factor													
Composition			1.67	3.75	4.75	5.25	4.00	4.50							4.42	
Presentation			1.67	3.75	4.50	5.50	4.00	4.25							4.25	
Skating Skills			1.67	3.50	5.00	5.25	4.50	5.00							4.83	
Judges Total Program Component Score (factored)															22.55	
Deductions:				Time violation	-1.00											-1.00

Rank	Name	Nation	Starting Number	Total Segment Score	Total Element Score	Total Program Component Score (factored)						Total Deductions			
9	Nels IREHOLM	SWE	2	46.14	21.09	25.05						0.00			
#	Executed Elements	Info	Base Value	GOE	J1	J2	J3	J4	J5	J6	J7	J8	J9	Ref.	Scores of Panel
1	3F		5.30	0.18	-1	1	0	0	1						5.48
2	3Lz+2T		7.20	-0.39	-2	0	0	-2	0						6.81
3	CSSp2		2.30	-0.23	-1	-1	-1	0	-3						2.07
4	2A		3.30	-1.10	-3	-3	-4	-4	-3						2.20
5	CCoSp3V		2.25	-0.23	-2	0	-1	0	-2						2.02
6	StSq2		2.60	-0.09	0	0	-1	0	-1						2.51
7	FCSp		0.00	0.00	-	-	-	-	-						0.00
			22.95												21.09
Program Components			Factor												
Composition			1.67	5.00	4.75	5.50	5.00	5.00							5.00
Presentation			1.67	4.50	4.75	5.25	5.25	4.75							4.92
Skating Skills			1.67	4.50	5.00	5.00	5.75	5.25							5.08
Judges Total Program Component Score (factored)															25.05
Deductions:												0.00			







JUDGES DETAILS PER SKATER MEN SHORT PROGRAM

Legend:

#	Sequence number	GOE	Grade of Execution	Jx	Judges (x=1-9)	Ref.	Referee
*	Invalid element	<	Under-rotated jump	x	Credit for highlight distribution, base value multiplied by 1.1		
!	Not clear edge	F	Fall	q	Jump landed on the quarter		





JUDGES DETAILS PER SKATER
JUNIOR MEN SHORT PROGRAM

Rank	Name	Nation	Starting Number	Total Segment Score	Total Element Score	Total Program Component Score (factored)						Total Deductions			
1	Matvii YEFYMENKO	POL	6	59.96	32.54	27.42						0.00			
#	Executed Elements	Info	Base Value	GOE	J1	J2	J3	J4	J5	J6	J7	J8	J9	Ref.	Scores of Panel
1	3F+3T		9.50	0.18	-1	-1	2	1	1						9.68
2	2A		3.30	0.55	0	1	3	1	3						3.85
3	CCSp3		2.80	0.28	0	1	1	2	1						3.08
4	CCoSp4		3.50	0.00	-2	-1	2	1	0						3.50
5	3Lz	x	6.49	0.39	1	0	2	1	0						6.88
6	StSq2		2.60	0.26	0	0	2	2	1						2.86
7	FSSp3		2.60	0.09	0	0	1	0	1						2.69
			30.79												32.54
Program Components			Factor												
Composition			1.67	4.75	3.00	6.25	6.00	6.25							5.67
Presentation			1.67	4.75	3.00	6.00	5.75	5.75							5.42
Skating Skills			1.67	4.50	3.75	5.75	5.75	6.50							5.33
Judges Total Program Component Score (factored)															27.42
Deductions:															0.00

Rank	Name	Nation	Starting Number	Total Segment Score	Total Element Score	Total Program Component Score (factored)						Total Deductions			
2	Kirills KORKACS	LAT	8	57.25	29.55	27.70						0.00			
#	Executed Elements	Info	Base Value	GOE	J1	J2	J3	J4	J5	J6	J7	J8	J9	Ref.	Scores of Panel
1	2A		3.30	0.11	0	-1	2	1	0						3.41
2	3F+3T<	<	8.66	-1.24	-3	-2	-2	-2	-3						7.42
3	CCSp3		2.80	-0.19	0	-1	-1	1	-2						2.61
4	3Lz	x	6.49	0.20	0	0	2	1	0						6.69
5	StSq3		3.30	0.44	1	1	2	2	0						3.74
6	FSSp2		2.30	0.00	1	0	0	0	0						2.30
7	CCoSp4		3.50	-0.12	-1	-1	2	0	0						3.38
			30.35												29.55
Program Components			Factor												
Composition			1.67	5.25	4.75	6.00	5.75	5.50							5.50
Presentation			1.67	5.50	5.00	6.00	5.75	5.50							5.58
Skating Skills			1.67	5.25	4.75	5.75	5.50	5.75							5.50
Judges Total Program Component Score (factored)															27.70
Deductions:															0.00

Rank	Name	Nation	Starting Number	Total Segment Score	Total Element Score	Total Program Component Score (factored)						Total Deductions			
3	Hugo BOSTEDT	SWE	2	53.42	28.52	24.90						0.00			
#	Executed Elements	Info	Base Value	GOE	J1	J2	J3	J4	J5	J6	J7	J8	J9	Ref.	Scores of Panel
1	3F+3T		9.50	-0.71	-2	-2	-1	-1	-1						8.79
2	3Lz		5.90	0.00	0	0	0	0	0						5.90
3	CCSp3		2.80	-0.75	-3	-3	-2	-1	-3						2.05
4	2A	x	3.63	0.11	-1	0	2	0	1						3.74
5	FSSp3		2.60	0.17	1	0	2	1	0						2.77
6	StSq2		2.60	0.17	0	1	2	1	0						2.77
7	CCoSp3		3.00	-0.50	-2	-2	-2	0	-1						2.50
			30.03												28.52
Program Components			Factor												
Composition			1.67	4.50	5.50	5.50	5.00	4.25							5.00
Presentation			1.67	4.50	5.00	5.75	5.00	4.25							4.83
Skating Skills			1.67	4.75	5.00	6.00	5.25	5.00							5.08
Judges Total Program Component Score (factored)															24.90
Deductions:															0.00






JUDGES DETAILS PER SKATER
JUNIOR MEN SHORT PROGRAM

Rank	Name	Nation	Starting Number	Total Segment Score	Total Element Score	Total Program Component Score (factored)						Total Deductions				
4	Jegor MARTSENKO	EST	7	50.28	22.74	28.54						-1.00				
#	Executed Elements	Info	Base Value	GOE	J1	J2	J3	J4	J5	J6	J7	J8	J9	Ref.	Scores of Panel	
1	2A		3.30	0.44	1	2	3	1	1						3.74	
2	3F+COMBO		5.30	-2.65	-5	-5	-5	-5	-5						2.65	
3	CCSp4		3.20	0.11	2	0	0	1	-1						3.31	
4	StSq3		3.30	0.55	2	2	2	1	1						3.85	
5	3Lz	F	6.49	x -2.95	-5	-5	-5	-5	-5						3.54	
6	CCoSp4		3.50	0.00	0	0	1	0	0						3.50	
7	FSSp2		2.30	-0.15	0	-1	0	-1	-3						2.15	
			27.39												22.74	
Program Components				Factor												
Composition				1.67	5.50	5.75	6.00	4.75	6.00							5.75
Presentation				1.67	5.25	6.00	5.75	5.00	6.00							5.67
Skating Skills				1.67	5.75	5.50	5.75	4.75	6.25							5.67
Judges Total Program Component Score (factored)															28.54	
Deductions:				Falls	-1.00	(1)									-1.00	

Rank	Name	Nation	Starting Number	Total Segment Score	Total Element Score	Total Program Component Score (factored)						Total Deductions				
5	Leonid GITELMAN	ISR	5	48.60	24.69	24.91						-1.00				
#	Executed Elements	Info	Base Value	GOE	J1	J2	J3	J4	J5	J6	J7	J8	J9	Ref.	Scores of Panel	
1	3F+3T		9.50	-2.12	-4	-4	-3	-4	-5						7.38	
2	3Lze	F	4.72	-2.36	-5	-5	-5	-5	-5						2.36	
3	CCoSp3		3.00	-0.20	-2	-2	2	0	0						2.80	
4	2A		3.30	0.11	0	0	2	0	1						3.41	
5	FSSp3		2.60	0.17	1	0	1	0	1						2.77	
6	StSq3		3.30	0.11	0	0	2	1	0						3.41	
7	CCSp4		3.20	-0.64	-4	-1	-2	-1	-3						2.56	
			29.62												24.69	
Program Components				Factor												
Composition				1.67	4.75	4.00	6.25	5.25	5.00							5.00
Presentation				1.67	4.50	3.75	6.00	5.00	4.75							4.75
Skating Skills				1.67	5.00	4.50	6.00	5.25	5.25							5.17
Judges Total Program Component Score (factored)															24.91	
Deductions:				Falls	-1.00	(1)									-1.00	

Rank	Name	Nation	Starting Number	Total Segment Score	Total Element Score	Total Program Component Score (factored)						Total Deductions				
6	Nikita TARAKANOV	SWE	9	42.96	19.02	23.94						0.00				
#	Executed Elements	Info	Base Value	GOE	J1	J2	J3	J4	J5	J6	J7	J8	J9	Ref.	Scores of Panel	
1	1Lz*	*	0.00	0.00	-	-	-	-	-						0.00	
2	2A		3.30	0.00	0	0	2	0	0						3.30	
3	CCSp3		2.80	-0.37	-3	-1	-2	0	-1						2.43	
4	3F+2T		6.60	-1.41	-3	-4	-2	-2	-3						5.19	
5	FSSp2		2.30	0.00	-1	0	2	0	0						2.30	
6	CCoSp3		3.00	0.20	1	-1	1	1	0						3.20	
7	StSq2		2.60	0.00	0	0	2	0	0						2.60	
			20.60												19.02	
Program Components				Factor												
Composition				1.67	4.75	4.25	6.50	4.75	5.00							4.83
Presentation				1.67	4.25	4.00	6.00	4.50	4.75							4.50
Skating Skills				1.67	4.25	4.50	6.50	4.75	5.75							5.00
Judges Total Program Component Score (factored)															23.94	
Deductions:															0.00	





JUDGES DETAILS PER SKATER JUNIOR MEN SHORT PROGRAM


Rank	Name	Nation	Starting Number	Total Segment Score	Total Element Score	Total Program Component Score (factored)						Total Deductions				
7	Antons TROFIMOVS	LAT	1	38.26	18.94	20.32						-1.00				
#	Executed Elements	Info	Base Value	GOE	J1	J2	J3	J4	J5	J6	J7	J8	J9	Ref.	Scores of Panel	
1	3Lz		5.90	-0.79	-2	-2	-1	-1	-1						5.11	
2	3Flq+2T	!	6.60	-2.47	-5	-4	-5	-3	-5						4.13	
3	CCSp2		2.30	-0.54	-2	-3	-3	-1	-2						1.76	
4	3A<<	F	3.63	x -1.65	-5	-5	-5	-5	-5						1.98	
5	CCoSp3		3.00	-0.60	-3	-2	-2	-2	-1						2.40	
6	StSq2		2.60	-0.17	-3	0	0	-1	-1						2.43	
7	FSSp1		2.00	-0.87	-4	-4	-5	-2	-5						1.13	
			26.03												18.94	
Program Components			Factor													
Composition			1.67	3.75	4.00	4.75	4.00	4.25							4.08	
Presentation			1.67	3.50	4.00	5.00	3.75	4.00							3.92	
Skating Skills			1.67	3.75	3.75	5.00	4.25	4.50							4.17	
Judges Total Program Component Score (factored)																20.32
Deductions:			Falls -1.00 (1)											-1.00		

Rank	Name	Nation	Starting Number	Total Segment Score	Total Element Score	Total Program Component Score (factored)						Total Deductions				
8	Akims KIRILOVS	LAT	4	30.00	12.61	17.39						0.00				
#	Executed Elements	Info	Base Value	GOE	J1	J2	J3	J4	J5	J6	J7	J8	J9	Ref.	Scores of Panel	
1	3Lz<	<	4.72	-2.05	-5	-4	-4	-4	-5						2.67	
2	3Lo+2T		6.20	-0.16	-1	-1	0	0	0						6.04	
3	CCSp		0.00	0.00	-	-	-	-	-						0.00	
4	FSSp		0.00	0.00	-	-	-	-	-						0.00	
5	StSq1		1.80	-0.18	-1	-1	0	-2	-1						1.62	
6	2A<	<	2.90	x -0.62	-3	-2	-2	-2	-3						2.28	
7	CCoSp		0.00	0.00	-	-	-	-	-						0.00	
			15.62												12.61	
Program Components			Factor													
Composition			1.67	3.50	3.25	3.75	3.50	4.00							3.58	
Presentation			1.67	3.00	3.00	4.00	3.50	3.25							3.25	
Skating Skills			1.67	3.25	3.25	4.00	3.75	3.75							3.58	
Judges Total Program Component Score (factored)																17.39
Deductions:																0.00


Legend:

#	Sequence number	GOE	Grade of Execution	Jx	Judges (x=1-9)	Ref.	Referee
*	Invalid element	e	Wrong edge	<	Under-rotated jump	<<	Downgraded jump
x	Credit for highlight distribution, base value multiplied by 1.1			!	Not clear edge	F	Fall
q	Jump landed on the quarter						





Interclub Figure Skating Competition
Tallinn Trophy 2023



Tallinn / EST

November 24 - 26, 2023

JUDGES DETAILS PER SKATER

INTERMEDIATE NOVICE BOYS FREE SKATING

Rank	Name	Nation	Starting Number	Total Segment Score	Total Element Score	Total Program Component Score (factored)							Total Deductions		
1	Nikita FEDOSOV	EST	1	33.72	13.88	19.84							0.00		
#	Executed Elements	Info	Base Value	GOE	J1	J2	J3	J4	J5	J6	J7	J8	J9	Ref.	Scores of Panel
1	2Lz		2.10	0.00	0	0	0								2.10
2	2A<<	<<	1.10	-0.55	-5	-5	-5								0.55
3	2F		1.80	-0.30	-1	-2	-2								1.50
4	CSSpB		1.60	-0.05	0	0	-1								1.55
5	ChSq1		3.00	-0.83	-2	-2	-1								2.17
6	2S+1A+SEQ		2.40	-0.13	-1	0	-2								2.27
7	2F1+2Lo<	<	3.16	-0.84	-5	-4	-5								2.32
8	CCoSp2		2.50	-1.08	-5	-4	-4								1.42
			17.66												13.88
Program Components				Factor											
Composition				2.00	3.00	3.25	3.25								3.17
Presentation				2.00	3.00	3.50	3.50								3.33
Skating Skills				2.00	3.25	3.75	3.25								3.42
Judges Total Program Component Score (factored)														19.84	
Deductions:														0.00	



Legend:							
#	Sequence number	GOE	Grade of Execution	Jx	Judges (x=1-9)	Ref.	Referee
<	Under-rotated jump	<<	Downgraded jump	!	Not clear edge		

printed: 24.11.2023 18:16

Page 1 / 1

Partners







JUDGES DETAILS PER SKATER

MEN FREE SKATING

Rank	Name	Nation	Starting Number	Total Segment Score	Total Element Score	Total Program Component Score (factored)						Total Deductions			
1	Lev VINOKUR	ISR	8	129.97	74.36	56.61						-1.00			
#	Executed Elements	Info	Base Value	GOE	J1	J2	J3	J4	J5	J6	J7	J8	J9	Ref.	Scores of Panel
1	4T		9.50	1.58	1	1	2	2	2						11.08
2	3A		8.00	0.80	0	1	0	3	2						8.80
3	3S		4.30	-0.57	-2	-1	-2	-1	-1						3.73
4	CCSp3		2.80	0.09	2	0	1	0	0						2.89
5	3A+2T		9.30	0.00	-1	0	0	0	0						9.30
6	ChSq1		3.00	-0.33	-2	0	0	0	-2						2.67
7	3F+3Tq	!	10.45	x -1.24	-3	0	-2	-3	-2						9.21
8	3Lz		6.49	x -1.97	-3	-3	-4	-4	-3						4.52
9	3Lz+2A+2A+SEQ		13.75	x -0.59	-1	-1	0	-1	-1						13.16
10	StSq3		3.30	0.00	-1	0	0	0	0						3.30
11	FSSp3		2.60	0.00	-1	0	0	0	0						2.60
12	CCoSp3		3.00	0.10	1	0	1	0	0						3.10
			76.49												74.36
Program Components				Factor											
Composition				3.33	4.50	5.50	6.75	5.50	5.75				5.58		
Presentation				3.33	5.00	5.50	6.75	4.75	5.00				5.17		
Skating Skills				3.33	5.00	6.25	6.50	6.00	6.50				6.25		
Judges Total Program Component Score (factored)										56.61					
Deductions:				Time violation		-1.00						-1.00			

Rank	Name	Nation	Starting Number	Total Segment Score	Total Element Score	Total Program Component Score (factored)						Total Deductions			
2	Rakhat BRALIN	KAZ	7	128.90	63.40	65.50						0.00			
#	Executed Elements	Info	Base Value	GOE	J1	J2	J3	J4	J5	J6	J7	J8	J9	Ref.	Scores of Panel
1	2A		3.30	0.44	2	2	1	0	1						3.74
2	3F		5.30	0.88	2	2	1	1	2						6.18
3	3Lz		5.90	0.98	0	2	1	2	2						6.88
4	3Lo		4.90	0.65	0	2	1	1	2						5.55
5	ChSq1		3.00	0.17	2	1	0	0	0						3.17
6	FCSp4		3.20	-0.21	-2	0	0	0	-2						2.99
7	3F+3Tq	q	10.45	x -0.88	-3	0	-2	-2	-1						9.57
8	3Lz+1Eu+3Sq	q	11.77	x -0.98	-2	0	-2	-2	-1						10.79
9	2A+2T		5.06	x 0.22	-1	1	0	1	1						5.28
10	StSq4		3.90	0.39	0	2	0	1	2						4.29
11	CCoSp4		3.50	0.12	1	1	0	0	-1						3.62
12	CSSp1V		1.43	-0.09	-1	1	-2	-1	0						1.34
			61.71												63.40
Program Components				Factor											
Composition				3.33	6.25	7.00	5.75	6.25	6.75				6.42		
Presentation				3.33	6.25	7.00	6.25	6.00	6.75				6.42		
Skating Skills				3.33	7.25	7.25	5.75	6.75	6.50				6.83		
Judges Total Program Component Score (factored)										65.50					
Deductions:										0.00					







JUDGES DETAILS PER SKATER
MEN FREE SKATING

Rank	Name	Nation	Starting Number	Total Segment Score	Total Element Score	Total Program Component Score (factored)						Total Deductions				
3	Kyrylo MARSAK	UKR	9	125.22	61.95	63.27						0.00				
#	Executed Elements	Info	Base Value	GOE	J1	J2	J3	J4	J5	J6	J7	J8	J9	Ref.	Scores of Panel	
1	2S		1.30	0.04	0	0	1	0	1						1.34	
2	3A		8.00	-2.67	-2	-3	-4	-4	-3						5.33	
3	3Lo+2T		6.20	0.65	1	2	1	0	2						6.85	
4	3Lo		4.90	0.65	1	2	1	1	2						5.55	
5	FSSp4		3.00	0.30	1	1	1	0	1						3.30	
6	3Lz+2A+2A+SEQ		12.50	0.59	1	1	0	1	2						13.09	
7	3Lz+3T		11.11	x -1.18	-2	-2	-1	-3	-2						9.93	
8	3S		4.73	x 0.43	0	2	1	1	1						5.16	
9	ChSq1		3.00	0.50	1	1	1	-1	1						3.50	
10	CCSp3		2.80	-0.09	-1	-1	0	0	2						2.71	
11	CCoSp2		2.50	-0.08	-1	-1	1	0	0						2.42	
12	StSq2		2.60	0.17	-1	2	1	0	1						2.77	
			62.64												61.95	
Program Components				Factor												
Composition				3.33	6.00	6.75	6.50	6.00	6.25							6.25
Presentation				3.33	6.00	6.75	7.00	5.75	5.75							6.17
Skating Skills				3.33	6.25	7.50	6.75	5.75	6.75							6.58
Judges Total Program Component Score (factored)																63.27
Deductions:													0.00			

Rank	Name	Nation	Starting Number	Total Segment Score	Total Element Score	Total Program Component Score (factored)						Total Deductions				
4	Valtter VIRTANEN	FIN	6	119.68	56.97	62.71						0.00				
#	Executed Elements	Info	Base Value	GOE	J1	J2	J3	J4	J5	J6	J7	J8	J9	Ref.	Scores of Panel	
1	3Lz+2T		7.20	0.39	1	0	1	0	1						7.59	
2	2Lz		2.10	0.00	0	0	0	0	0						2.10	
3	3T		4.20	-1.40	-2	-3	-3	-4	-4						2.80	
4	ChSq1		3.00	0.17	-1	0	1	2	0						3.17	
5	3S		4.30	0.00	0	0	0	-1	0						4.30	
6	3Lo		5.39	x 0.49	0	1	1	1	1						5.88	
7	3T+2T+2Lo		7.92	x 0.42	1	1	1	0	1						8.34	
8	2A+2A+SEQ		7.26	x -0.44	-2	-1	-1	-2	-1						6.82	
9	FCSp4		3.20	0.64	3	2	2	2	2						3.84	
10	StSq4		3.90	0.65	2	0	2	1	2						4.55	
11	FCCoSp4		3.50	0.23	1	-1	1	1	0						3.73	
12	CCoSp4		3.50	0.35	1	1	1	0	1						3.85	
			55.47												56.97	
Program Components				Factor												
Composition				3.33	5.75	6.00	6.75	6.00	6.25							6.08
Presentation				3.33	6.25	6.00	7.00	5.75	6.25							6.17
Skating Skills				3.33	6.75	6.50	7.00	6.50	6.25							6.58
Judges Total Program Component Score (factored)																62.71
Deductions:													0.00			







JUDGES DETAILS PER SKATER
MEN FREE SKATING

Rank	Name	Nation	Starting Number	Total Segment Score	Total Element Score	Total Program Component Score (factored)						Total Deductions				
5	Oliver PRAETORIUS	SWE	5	106.51	51.74	55.77						-1.00				
#	Executed Elements	Info	Base Value	GOE	J1	J2	J3	J4	J5	J6	J7	J8	J9	Ref.	Scores of Panel	
1	3A+1Eu+3S		12.80	0.00	0	1	0	-1	0						12.80	
2	2A		3.30	0.22	-1	1	1	0	1						3.52	
3	2Lz+3T		6.30	-0.84	-2	-1	-3	-1	-3						5.46	
4	FCSp2		2.30	0.00	0	1	0	0	0						2.30	
5	3Lz	F	5.90	-2.95	-5	-5	-5	-5	-5						2.95	
6	3Lo		5.39	-1.96	-3	-4	-4	-4	-4						3.43	
7	2A		3.63	x 0.00	0	0	0	-2	0						3.63	
8	CSSp2		2.30	0.00	0	0	0	-1	0						2.30	
9	ChSq1		3.00	0.00	1	0	0	0	-1						3.00	
10	3S+2T		6.16	x 0.00	0	0	0	0	0						6.16	
11	StSq3		3.30	-0.11	0	0	0	-1	-2						3.19	
12	CCoSp3		3.00	0.00	1	0	0	0	0						3.00	
			57.38												51.74	
Program Components				Factor												
Composition				3.33	6.00	6.25	5.75	5.00	4.75							5.58
Presentation				3.33	5.75	5.75	5.50	4.50	4.25							5.25
Skating Skills				3.33	6.25	6.50	5.75	5.00	5.75							5.92
Judges Total Program Component Score (factored)												55.77				
Deductions:		Falls		-1.00	(1)							-1.00				

Rank	Name	Nation	Starting Number	Total Segment Score	Total Element Score	Total Program Component Score (factored)						Total Deductions				
6	Jonathan EGYPTSON	SWE	3	103.59	48.15	57.44						-2.00				
#	Executed Elements	Info	Base Value	GOE	J1	J2	J3	J4	J5	J6	J7	J8	J9	Ref.	Scores of Panel	
1	3F+2T		6.60	0.53	1	0	1	2	1						7.13	
2	3Lo+1A+SEQ		6.00	0.33	1	1	0	0	1						6.33	
3	3Lz	F	5.90	-2.95	-5	-5	-5	-5	-5						2.95	
4	2A+1Eu+3S	F	8.10	-2.15	-5	-5	-5	-5	-5						5.95	
5	2S		1.30	-0.09	-1	-1	0	-2	0						1.21	
6	CCSp1		2.00	-0.53	-3	-4	-2	-3	-2						1.47	
7	StSq3		3.30	0.55	2	2	1	2	1						3.85	
8	3Lo		5.39	x 0.00	0	0	0	-1	0						5.39	
9	2A		3.63	x 0.00	-1	1	0	0	0						3.63	
10	CCoSp4		3.50	0.47	2	1	0	2	1						3.97	
11	ChSq1		3.00	0.67	2	1	0	2	1						3.67	
12	FSSp3		2.60	0.00	2	0	-2	0	0						2.60	
			51.32												48.15	
Program Components				Factor												
Composition				3.33	6.50	5.75	5.75	6.00	5.00							5.83
Presentation				3.33	6.00	5.75	5.50	5.25	5.00							5.50
Skating Skills				3.33	6.25	6.25	5.50	6.00	5.25							5.92
Judges Total Program Component Score (factored)												57.44				
Deductions:		Falls		-2.00	(2)							-2.00				






JUDGES DETAILS PER SKATER
MEN FREE SKATING

Rank	Name	Nation	Starting Number	Total Segment Score	Total Element Score	Total Program Component Score (factored)						Total Deductions			
7	Nels IREHOLM	SWE	1	92.16	40.97	52.19						-1.00			
#	Executed Elements	Info	Base Value	GOE	J1	J2	J3	J4	J5	J6	J7	J8	J9	Ref.	Scores of Panel
1	3Lz+2T		7.20	0.39	1	1	0	0	1						7.59
2	3F		5.30	0.53	0	1	1	1	1						5.83
3	2A		3.30	-0.11	-1	0	0	-2	0						3.19
4	CSSp3		2.60	0.00	1	0	0	0	0						2.60
5	2S+2T		2.60	0.00	0	0	0	0	0						2.60
6	ChSq1		3.00	0.00	0	0	0	1	0						3.00
7	3Lz	x	6.49	-2.56	-4	-5	-4	-4	-5						3.93
8	StSq1		1.80	-0.06	1	-1	-1	0	0						1.74
9	CCoSp2		2.50	-0.42	-2	-1	-2	-2	-1						2.08
10	3S	x	4.73	-2.15	-5	-5	-5	-5	-5						2.58
11	1A+1Eu+2F	x	3.74	-0.06	-1	0	0	-2	0						3.68
12	FSSp2		2.30	-0.15	-1	0	-1	0	-1						2.15
			45.56												40.97
Program Components				Factor											
Composition				3.33	5.75	4.75	5.50	6.00	4.50					5.33	
Presentation				3.33	5.25	5.00	5.25	5.50	4.25					5.17	
Skating Skills				3.33	5.00	5.50	5.00	5.50	5.00					5.17	
Judges Total Program Component Score (factored)													52.19		
Deductions:		Falls			-1.00 (1)										-1.00


Rank	Name	Nation	Starting Number	Total Segment Score	Total Element Score	Total Program Component Score (factored)						Total Deductions				
8	Daniel KORABELNIK	LTU	2	82.52	39.46	46.06						-3.00				
#	Executed Elements	Info	Base Value	GOE	J1	J2	J3	J4	J5	J6	J7	J8	J9	Ref.	Scores of Panel	
1	3Lo<	F	3.92	-1.96	-5	-5	-5	-5	-5						1.96	
2	3Lz+2A+SEQ		9.20	-0.79	-2	-1	-1	-2	-1						8.41	
3	CCSp4		3.20	-0.21	0	0	-2	-1	-1						2.99	
4	ChSq1		3.00	0.17	1	0	0	1	-1						3.17	
5	2A		3.30	0.00	0	0	0	0	0						3.30	
6	3Fe	F	4.24	-2.12	-5	-5	-5	-5	-5						2.12	
7	2Fe+2T	e	3.01	x -0.34	-3	-2	-3	-2	-2						2.67	
8	FSSp3		2.60	0.00	1	0	-1	0	0						2.60	
9	2Lz	x	2.31	-0.98	-5	-5	-4	-4	-5						1.33	
10	StSq3		3.30	0.00	1	0	-1	0	0						3.30	
11	3T	x	4.62	-0.28	-1	0	0	-1	-1						4.34	
12	CCoSp4		3.50	-0.23	-2	0	-1	-1	0						3.27	
			46.20												39.46	
Program Components				Factor												
Composition				3.33	4.75	5.00	4.50	5.00	4.00					4.75		
Presentation				3.33	4.50	4.75	4.25	4.75	3.50					4.50		
Skating Skills				3.33	4.00	5.50	4.50	4.75	4.50					4.58		
Judges Total Program Component Score (factored)													46.06			
Deductions:		Time violation			-1.00		Falls			-2.00 (2)						-3.00

Legend:							
#	Sequence number	GOE	Grade of Execution	Jx	Judges (x=1-9)	Ref.	Referee
e	Wrong edge	<	Under-rotated jump	x	Credit for highlight distribution, base value multiplied by 1.1		
!	Not clear edge	F	Fall	q	Jump landed on the quarter		





Interclub Figure Skating Competition
Tallinn Trophy 2023



Tallinn / EST

November 24 - 26, 2023

JUDGES DETAILS PER SKATER
BASIC NOVICE BOYS FREE SKATING

Rank	Name	Nation	Starting Number	Total Segment Score	Total Element Score	Total Program Component Score (factored)						Total Deductions			
1	Tomas STRAZDS	LAT	2	37.17	19.35	17.82						0.00			
#	Executed Elements	Info	Base Value	GOE	J1	J2	J3	J4	J5	J6	J7	J8	J9	Ref.	Scores of Panel
1	2F+2T		3.10	-0.06	0	-1	0								3.04
2	2Lo		1.70	0.06	0	1	0								1.76
3	2Lz		2.10	0.14	0	1	1								2.24
4	2Lz+1A+SEQ		3.20	0.07	0	0	1								3.27
5	2S		1.30	0.09	0	1	1								1.39
6	CCoSp2		2.50	0.08	1	0	0								2.58
7	StSq2		2.60	0.09	0	1	0								2.69
8	CSSp2		2.30	0.08	0	1	0								2.38
			18.80												19.35
Program Components			Factor												
Composition			1.67	3.50	3.25	3.50							3.42		
Presentation			1.67	3.75	3.50	3.75							3.67		
Skating Skills			1.67	3.75	3.50	3.50							3.58		
Judges Total Program Component Score (factored)															17.82
Deductions:												0.00			

Rank	Name	Nation	Starting Number	Total Segment Score	Total Element Score	Total Program Component Score (factored)						Total Deductions			
2	Arseni BERTSEVITSH	EST	3	33.40	14.49	19.91						-1.00			
#	Executed Elements	Info	Base Value	GOE	J1	J2	J3	J4	J5	J6	J7	J8	J9	Ref.	Scores of Panel
1	2F+1A+SEQ		2.90	0.00	0	0	0								2.90
2	2Lz+2Lo<	<	3.46	-0.35	-2	-2	-1								3.11
3	2S		1.30	0.09	0	1	1								1.39
4	CCoSp2		2.50	0.25	1	2	0								2.75
5	2Lz	F	2.10	-1.05	-5	-5	-5								1.05
6	FCSSp1V		1.43	-0.38	-3	-3	-2								1.05
7	2T<<	F	0.40	-0.20	-5	-5	-5								0.20
8	StSq1		1.80	0.24	1	1	2								2.04
			15.89												14.49
Program Components			Factor												
Composition			1.67	4.00	4.00	4.00							4.00		
Presentation			1.67	4.25	3.75	4.00							4.00		
Skating Skills			1.67	4.00	3.50	4.25							3.92		
Judges Total Program Component Score (factored)															19.91
Deductions: Falls												-1.00 (2)			





Interclub Figure Skating Competition
Tallinn Trophy 2023



Tallinn / EST

November 24 - 26, 2023

JUDGES DETAILS PER SKATER
BASIC NOVICE BOYS FREE SKATING

Rank	Name	Nation	Starting Number	Total Segment Score	Total Element Score	Total Program Component Score (factored)						Total Deductions			
3	Mihhail MIHHAILOV	EST	1	24.48	10.04	15.44						-1.00			
#	Executed Elements	Info	Base Value	GOE	J1	J2	J3	J4	J5	J6	J7	J8	J9	Ref.	Scores of Panel
1	2F+2T<	F	2.84	-0.90	-5	-5	-5								1.94
2	2Lo<	<	1.36	-0.36	-2	-3	-3								1.00
3	2Lz<	F	1.68	-0.84	-5	-5	-5								0.84
4	CCoSp		0.00	0.00	-	-	-								0.00
5	2Fq	q	1.80	-0.30	-2	-1	-2								1.50
6	StSqB		1.50	-0.10	0	-2	0								1.40
7	2S+1A+SEQ		2.40	0.00	0	0	0								2.40
8	CSSpBV		1.20	-0.24	-2	-2	-2								0.96
			12.78												10.04
Program Components				Factor											
Composition				1.67	3.00	3.25	3.00								3.08
Presentation				1.67	3.25	3.00	3.25								3.17
Skating Skills				1.67	3.25	2.75	3.00								3.00
Judges Total Program Component Score (factored)															15.44
Deductions:		Falls		-1.00	(2)										-1.00

Legend:							
#	Sequence number	GOE	Grade of Execution	Jx	Judges (x=1-9)	Ref.	Referee
<	Under-rotated jump	<<	Downgraded jump	F	Fall	q	Jump landed on the quarter

printed: 25.11.2023 11:40


Page 2 / 2

Partners





Interclub Figure Skating Competition
Tallinn Trophy 2023



Tallinn / EST

November 24 - 26, 2023

JUDGES DETAILS PER SKATER
ADVANCED NOVICE BOYS SHORT PROGRAM

Rank	Name	Nation	Starting Number	Total Segment Score	Total Element Score	Total Program Component Score (factored)							Total Deductions				
1	Ilya NESTEROV	EST	2	32.42	16.82	16.10							-0.50				
#	Executed Elements	Info	Base Value	GOE	J1	J2	J3	J4	J5	J6	J7	J8	J9	Bonus	Ref.	Scores of Panel	
1	2Ab	b	3.30	0.44	1	2	2	1	1					1.00		4.74	
2	3Sb	b	4.30	0.14	0	1	1	0	0					1.00		5.44	
3	3T<<+COMBO	F	1.30	-0.65	-5	-5	-5	-5	-5							0.65	
4	CCSp		0.00	0.00	-	-	-	-	-							0.00	
5	CCoSp3		3.00	0.30	1	1	1	1	0							3.30	
6	StSq2		2.60	0.09	0	0	1	1	0							2.69	
			14.50													16.82	
Program Components				Factor													
Composition				1.20	4.50	4.50	4.25	4.00	4.50							4.42	
Presentation				1.20	4.75	4.75	4.50	4.25	4.25							4.50	
Skating Skills				1.20	5.25	4.50	4.50	4.50	4.00							4.50	
Judges Total Program Component Score (factored)																	16.10
Deductions:		Falls											-0.50 (1)	-0.50			

Rank	Name	Nation	Starting Number	Total Segment Score	Total Element Score	Total Program Component Score (factored)							Total Deductions													
2	Rasmus KAJALAID	EST	1	21.55	10.35	12.20							-1.00													
#	Executed Elements	Info	Base Value	GOE	J1	J2	J3	J4	J5	J6	J7	J8	J9	Ref.	Scores of Panel											
1	1A		1.10	0.00	0	0	0	0	0						1.10											
2	2Lz	F	2.10	-1.05	-5	-5	-5	-5	-5						1.05											
3	2F+2T		3.10	-0.36	-5	-2	-1	-2	-2						2.74											
4	CCSp2		2.30	-0.15	-1	-1	0	-1	0						2.15											
5	StSq1		1.80	-0.36	-3	-2	0	-2	-2						1.44											
6	CCoSp1		2.00	-0.13	-1	-2	0	-1	0						1.87											
			12.40													10.35										
Program Components				Factor																						
Composition				1.20	3.00	3.75	3.50	3.25	3.50							3.42										
Presentation				1.20	3.00	3.50	3.50	3.00	3.50							3.33										
Skating Skills				1.20	3.25	3.50	3.50	3.00	3.50							3.42										
Judges Total Program Component Score (factored)																	12.20									
Deductions:		Time violation											-0.50	Falls											-0.50 (1)	-1.00


Legend:							
#	Sequence number	GOE	Grade of Execution	Jx	Judges (x=1-9)	Ref.	Referee
<<	Downgraded jump	F	Fall	b	Bonus Point for jump added to the element score		

printed: 24.11.2023 22:02


Page 1 / 1

Partners





Interclub Figure Skating Competition
Tallinn Trophy 2023



Tallinn / EST

November 24 - 26, 2023

JUDGES DETAILS PER SKATER
ADVANCED NOVICE BOYS FREE SKATING

Rank	Name	Nation	Starting Number	Total Segment Score	Total Element Score	Total Program Component Score (factored)							Total Deductions				
1	Ilya NESTEROV	EST	2	62.55	30.65	32.40							-0.50				
#	Executed Elements	Info	Base Value	GOE	J1	J2	J3	J4	J5	J6	J7	J8	J9	Bonus	Ref.	Scores of Panel	
1	2Ab	b	3.30	0.66	3	1	2	2	2					1.00		4.96	
2	3Sb	b	4.30	0.29	0	1	2	1	0					1.00		5.59	
3	ChSq1		3.00	0.17	0	0	1	-1	1							3.17	
4	3S+COMBO+2T*	*	4.30	-1.58	-4	-4	-2	-3	-4							2.72	
5	3Lo<<	F	1.70	-0.85	-5	-5	-5	-5	-5							0.85	
6	FCSSp3		2.60	0.00	0	1	0	0	0							2.60	
7	2Lz+2Lo<+2T	<	4.76	-0.49	-2	-2	-2	-3	-3							4.27	
8	2A		3.30	0.44	1	2	2	1	1							3.74	
9	CCoSp2		2.50	0.25	1	1	1	1	1							2.75	
			29.76													30.65	
Program Components				Factor													
Composition				2.40	4.25	4.25	4.75	4.50	4.50							4.42	
Presentation				2.40	4.25	4.00	5.00	4.50	4.25							4.33	
Skating Skills				2.40	4.75	4.75	5.25	4.75	4.50							4.75	
Judges Total Program Component Score (factored)																	32.40
Deductions:				Falls							-0.50 (1)						-0.50

Rank	Name	Nation	Starting Number	Total Segment Score	Total Element Score	Total Program Component Score (factored)							Total Deductions				
2	Rasmus KAJALAID	EST	1	42.94	19.13	23.81							0.00				
#	Executed Elements	Info	Base Value	GOE	J1	J2	J3	J4	J5	J6	J7	J8	J9	Ref.	Scores of Panel		
1	1A		1.10	0.00	0	0	0	0	0						1.10		
2	2Lz+2T+2T		4.70	-0.49	-5	-3	0	-2	-2						4.21		
3	2F		1.80	-0.54	-3	-4	-2	-3	-3						1.26		
4	FSSp2		2.30	-0.15	-1	-1	0	0	-1						2.15		
5	2F+2Lo		3.50	-0.24	-2	-1	-1	-2	-1						3.26		
6	2S		1.30	0.00	0	1	0	0	0						1.30		
7	ChSq1		3.00	-0.33	-2	-2	0	0	0						2.67		
8	2Lz!	!	2.10	-0.84	-5	-3	-4	-4	-4						1.26		
9	CCoSp2		2.50	-0.58	-3	-3	-2	-2	-1						1.92		
			22.30													19.13	
Program Components				Factor													
Composition				2.40	2.75	3.00	3.50	3.50	3.50							3.33	
Presentation				2.40	2.75	2.75	3.50	3.25	3.75							3.17	
Skating Skills				2.40	3.25	3.50	3.50	3.25	3.75							3.42	
Judges Total Program Component Score (factored)																	23.81
Deductions:																	0.00

Legend:							
#	Sequence number	GOE	Grade of Execution	Jx	Judges (x=1-9)	Ref.	Referee
*	Invalid element	<	Under-rotated jump	<<	Downgraded jump	!	Not clear edge
F	Fall	b	Bonus Point for jump added to the element score				

