



Merano
IceTrophy
Memorial Martina Barricelli

COMPETITION PROTOCOL

MERANO ICE TROPHY
MEMORIAL MARTINA BARRICELLI
INTERNATIONAL FIGURE SKATING COMPETITION
23-24-25 FEBRUARY 2024 | MERANO, ITALY



MEMORIAL
Ice Trophy
Memorial Martina Bonicelli



COMPETITION SCHEDULE

REVISED

23 FEB 12:15

Date	Start Time	Finish Time	No. of Entries	Category	Segment	Resurfacing	Performance	Judging First	Judging Last
23.02.2024									
	12:00:00	14:58:40	32	Advanced Novice Women	Short Program	00:10:00	00:02:20	00:02:00	00:02:00
	15:00:00	16:10:20	10	Advanced Novice Men	Short Program	00:15:00	00:02:20	00:02:00	00:02:00
	16:15:00	17:31:40	12	Junior Men	Short Program	00:00:00	00:02:40	00:02:20	00:02:20
24.02.2024									
	08:00:00	11:39:00	32	Advanced Novice Women	Free Skating	00:10:00	00:03:00	00:02:30	00:02:30
	11:40:00	12:58:30	10	Advanced Novice Men	Free Skating	00:10:00	00:03:00	00:02:30	00:02:30
	13:00:00	14:44:00	12	Junior Men	Free Skating	00:10:00	00:03:30	00:03:00	00:03:00
	14:45:00	18:55:50	30	Junior Women	Short Program	00:10:00	00:02:40	00:03:20	00:03:20
	19:00:00	20:15:40	10	Women	Short Program	00:10:00	00:02:40	00:02:20	00:02:20
	20:25:00	21:41:40	12	Men	Short Program	00:10:00	00:02:40	00:02:20	00:02:20
25.02.2024									
	10:30:00	14:56:30	30	Junior Women	Free Skating	00:10:00	00:03:30	00:03:00	00:03:00
	15:40:00	17:21:20	10	Women	Free Skating	00:10:00	00:04:00	00:03:20	00:03:20
	17:30:00	19:13:40	12	Men	Free Skating	00:10:00	00:04:00	00:03:20	00:03:20

NUMBER OF ENTRIES BY NOC

NOC	Women	Men
AUT - Austria	1	6
AZE - Azerbaijan	1	
CRO - Croatia	1	
CZE - Czech Republic	1	6
FIN - Finland	2	7
FRA - France	4	2
GBR - Great Britain	4	
GER - Germany	4	4
HUN - Hungary	1	1
ITA - Italy	9	35
LUX - Luxembourg		1
MON - Monaco	1	
NOR - Norway		1
PER - Peru		1
SUI - Switzerland	2	4
SVK - Slovak Republic	1	
SWE - Sweden	2	2
UKR - Ukraine		1
UZB - Uzbekistan		1
	Total entries	34
	Total NOCs	14

EVENT REPORT OFFICIALS

Referee	Mr. Andrew BOSCO	CAN
	Ms. Krunoslava CUMIC	SRB
	Ms. Katarina GROF MITROVIC	SRB
Judge	Ms. Gabriella BENINI	ITA
	Mr. Josip CEROVAC	CRO
	Ms. Virginia de AGOSTINI	ITA
	Ms. Jana KOSTALOVA	CZE
	Ms. Dagmar KOTNAUER	AUT
	Ms. Donatella LEONELLI	SUI
	Ms. Karol PES COSTA	ITA
	Mr. Albert SAADI	MON
Technical Controller	Ms. Susanna VETTURELLI	ITA
	Ms. Elisabetta BIGNARDI	ITA
	Ms. Oksana DOLHOPOLOVA	UKR
Technical Specialist	Ms. Eva SZILAGYI	HUN
	Ms. Giorgia CARROSSA	ITA
	Mr. Edoardo de BERNARDIS	ITA
	Mr. Dmitri DMITRENKO	UKR
	Ms. Milena PANIC	ITA
	Mr. Ryan SUTHERLAND	CAN
Data/Replay Operator	Ms. Vojislava VASOVIC	SRB
	Ms. Sarah DONNELLY	GBR
	Ms. Flavia GRAGLIA	ITA
	Mr. Tiziano MARSETTI	SUI

ADVANCED NOVICE WOMEN

Name(s)	Nation	
1 Eles NAMAZALIEVA	AUT	1
2 Florina VIEHHAUSER	AUT	1
3 Tereza HAVRANKOVA	CZE	2
4 Minea MONTONEN	FIN	3
5 Helmi SAXLUND	FIN	3
6 Ella SYRJA	FIN	3
7 Leyla TOSUN	GER	4
8 Zoe VIDRAI-SOLTESZ	HUN	5
9 Giulia BELLINO	ITA	6
10 Emily BOSCARO	ITA	6
11 Ilenia BOSCHETTI	ITA	6
12 Lea Marie CASTLUNGER	ITA	6
13 Nicole de ROSA	ITA	6
14 Maria DELVAI	ITA	6
15 Mia Andersson LEONARDO	ITA	6
16 Rebecca LO CASCIO	ITA	6
17 Martina LUCCHI	ITA	6
18 Ornella MESSANA	ITA	6
19 Arianna METOPE	ITA	6
20 Sofia ORRÙ	ITA	6
21 Tatiana PEDRAZZOLI	ITA	6
22 Alice PIZZININI	ITA	6
23 Martina SANTIA	ITA	6
24 Natascha SEEBACHER	ITA	6
25 Linda VARESCO	ITA	6
26 Elena VERCELLOTTI	ITA	6
27 Agnes Koller LOLAND	NOR	7
28 Vivienne Severine BLOECHLINGER	SUI	8
29 Elena MARTINENGI	SUI	8
30 Marina SEKULOVSKI	SUI	8
31 Anhelina MIAKTOVA	UKR	9
32 Latifa DAVLETYAROVA	UZB	10

CALCULATION SETUP VERIFICATION FOR REFEREE

Category Advanced Novice Women

Event parameter

Software Version	1.7.5.0	Competition Type	International Competition
Elm Xml Version	2324.0	Calculation	ISU Judging System
Sys Elm Xml Version	2324.0	Trimmed Mean	Starts With 5 Judges
		Verification Rules Season	2023-2024

Category parameter


Category type	Singles	Level	Advanced Novice
Gender	Lady		

Segment Short Program

		checksum element table:	90aa310fbfcc81fba3c5d089923e40a3	
General segment factor	1.00	Program time	2:20 +/- 10 sec.	
Credit for highlight distribution	1.00	Start time 2nd half of program	0:00	
		Verification Rules	ISU Rules	
Program components:	Factor	Deductions:	Entered By	Values
General component factor	1.00			
1: Composition	1.07	1: Costume/Prop violation	Majority	0 -0.5
2: Presentation	1.07	2: Time violation	Referee	0 -0.5 -1 -1.5 -2 -2.5 -3
3: Skating Skills	1.07	3:		
		4: Illegal element/movement	Technical Panel	0 -2 -4 -6
		5: Falls	Technical Panel	-0.5 per Fall
		6: Interruption in excess	Referee	0 -0.5 -1 -1.5 -2 -2.5 -3
		7: Interruption with allowance	Referee	0 -2.5
		8:		
		9:		
		10: Costume failure	Referee	0 -0.5
		11: Late start	Referee	0 -0.5

Segment Free Skating

		checksum element table:	90aa310fbfcc81fba3c5d089923e40a3	
General segment factor	1.00	Program time	3:00 +/- 10 sec.	
Credit for highlight distribution	1.00	Start time 2nd half of program	0:00	
		Verification Rules	ISU Rules	
Program components:	Factor	Deductions:	Entered By	Values
General component factor	1.00			
1: Composition	2.13	1: Costume/Prop violation	Majority	0 -0.5
2: Presentation	2.13	2: Time violation	Referee	0 -0.5 -1 -1.5 -2 -2.5 -3
3: Skating Skills	2.13	3:		
		4: Illegal element/movement	Technical Panel	0 -2 -4 -6
		5: Falls	Technical Panel	-0.5 per Fall
		6: Interruption in excess	Referee	0 -0.5 -1 -1.5 -2 -2.5 -3
		7: Interruption with allowance	Referee	0 -2.5
		8:		
		9:		
		10: Costume failure	Referee	0 -0.5
		11: Late start	Referee	0 -0.5



Mr. Andrew BOSCO

printed: 22.02.2024 19:07



Μεγάλο
Γεφύρι
Memorial Martina Bantioli



ADVANCED NOVICE WOMEN

MeranArena	23 FEB 2024	12:00	Short Program
	24 FEB 2024	8:00	Free Skating

Size of Skating Arena:	30m*60m
Ice Conditions:	very good
Number of Entries:	32
Number of Participants:	32

Entry Withdrawn:


Short Program		
Duration:	2:20 +/- 10 seconds	
Segment Factor:	1.00	
Program Component Factors:	Composition	1.07
	Presentation	1.07
	Skating Skills	1.07

Free Skating		
Duration:	3:00 +/- 10 seconds	
Segment Factor:	1.00	
Program Component Factors:	Composition	2.13
	Presentation	2.13
	Skating Skills	2.13

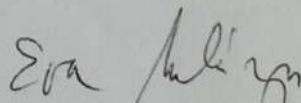
RESULTS

ADVANCED NOVICE WOMEN

Pl.	Name	Nation	Total Score	SP	FS
1	Ornella MESSANA	ITA	106.07	3	1
2	Marina SEKULOVSKI	SUI	102.88	4	3
3	Minea MONTONEN	FIN	102.76	1	8
4	Elena MARTINENGI	SUI	98.64	7	2
5	Martina SANTIA	ITA	98.43	2	9
6	Martina LUCCHI	ITA	94.39	12	5
7	Vivienne Severine BLOECHLINGER	SUI	93.45	15	4
8	Leyla TOSUN	GER	92.67	5	11
9	Zoe VIDRAI-SOLTESZ	HUN	92.65	8	7
10	Eles NAMAALIEVA	AUT	91.52	6	10
11	Nicole de ROSA	ITA	88.21	24	6
12	Lea Marie CASTLUNGER	ITA	88.17	11	12
13	Helmi SAXLUND	FIN	87.71	10	13
14	Latifa DAVLETYAROVA	UZB	84.36	13	14
15	Ella SYRJA	FIN	80.70	20	15
16	Tereza HAVRANKOVA	CZE	79.70	22	16
17	Emily BOSCARO	ITA	79.36	16	17
18	Elena VERCELLOTTI	ITA	76.45	17	19
19	Rebecca LO CASCIO	ITA	75.87	14	21
20	Natascha SEEBACHER	ITA	74.30	19	20
21	Maria DELVAI	ITA	73.61	27	18
22	Giulia BELLINO	ITA	73.54	18	22
23	Ilenia BOSCHETTI	ITA	72.25	21	23
24	Sofia ORRÙ	ITA	72.00	9	28
25	Linda VARESCO	ITA	68.09	25	25
26	Alice PIZZININI	ITA	67.65	23	27
27	Mia Andersson LEONARDO	ITA	67.34	28	24
28	Arianna METOPE	ITA	60.36	30	26
29	Florina VIEHHAUSER	AUT	58.69	29	29
30	Anhelina MIAKTOVA	UKR	48.71	31	30
Withdrawn					
	Agnes Koller LOLAND	NOR	23.88	26	WD
	Tatiana PEDRAZZOLI	ITA		WD	



Mr. Andrew BOSCO, ISU
Referee



Ms. Eva SZILAGYI, ISU
Technical Controller

Legend: SP Short Program FS Free Skating WD Withdrawn Pl. Place

RESULTS

ADVANCED NOVICE WOMEN SHORT PROGRAM

Pl.	Name	Nation	Total Segment Score
1	Minea MONTONEN	FIN	42.90
2	Martina SANTIA	ITA	39.76
3	Ornella MESSANA	ITA	37.63
4	Marina SEKULOVSKI	SUI	37.22
5	Leyla TOSUN	GER	34.96
6	Eles NAMAZALIEVA	AUT	33.02
7	Elena MARTINENGI	SUI	32.60
8	Zoe VIDRAI-SOLTESZ	HUN	31.79
9	Sofia ORRÙ	ITA	31.20
10	Helmi SAXLUND	FIN	30.75
11	Lea Marie CASTLUNGER	ITA	30.74
12	Martina LUCCHI	ITA	30.37
13	Latifa DAVLETYAROVA	UZB	29.41
14	Rebecca LO CASCIO	ITA	29.36
15	Vivienne Severine BLOECHLINGER	SUI	29.25
16	Emily BOSCARO	ITA	29.03
17	Elena VERCELLOTTI	ITA	28.89
18	Giulia BELLINO	ITA	27.83
19	Natascha SEEBACHER	ITA	27.62
20	Ella SYRJA	FIN	27.58
21	Ilenia BOSCHETTI	ITA	27.54
22	Tereza HAVRANKOVA	CZE	27.28
23	Alice PIZZININI	ITA	26.23
24	Nicole de ROSA	ITA	25.45
25	Linda VARESCO	ITA	25.20
26	Agnes Koller LOLAND	NOR	23.88
27	Maria DELVAI	ITA	23.85
28	Mia Andersson LEONARDO	ITA	23.43
29	Florina VIEHHAUSER	AUT	21.52
30	Arianna METOPE	ITA	17.69
31	Anhelina MIAKTOVA	UKR	15.47
Withdrawn			
	Tatiana PEDRAZZOLI	ITA	WD

Mr. Andrew BOSCO, ISU
Referee

Ms. Eva SZILAGYI, ISU
Technical Controller

Legend:
WD Withdrawn

PANEL OF JUDGES

ADVANCED NOVICE WOMEN SHORT PROGRAM

Officials

Technical Controller	Ms. Eva SZILAGYI	ISU
Technical Specialist	Mr. Ryan SUTHERLAND	ISU
Technical Specialist	Ms. Giorgia CARROSSA	ISU

Judges

Referee	Mr. Andrew BOSCO	ISU
Judge No. 1	Mr. Andrew BOSCO	CAN
Judge No. 2	Ms. Gabriella BENINI	ITA
Judge No. 3	Ms. Karol PES COSTA	ITA
Judge No. 4	Mr. Josip CEROVAC	CRO
Judge No. 5	Ms. Krunoslava CUMIC	SRB

Data/Replay Operator

Data Operator	Mr. Tiziano MARSETTI	ISU
Replay Operator	Ms. Susanna VETTURELLI	ISU

JUDGES DETAILS PER SKATER

ADVANCED NOVICE WOMEN SHORT PROGRAM

Rank	Name	Nation	Starting Number	Total Segment Score	Total Element Score	Total Program Component Score (factored)	Total Deductions										
1	Minea MONTONEN	FIN	17	42.90	26.67	16.23	0.00										
#	Executed Elements	Info	Base Value	GOE	J1	J2	J3	J4	J5	J6	J7	J8	J9	Bonus	Ref.	Scores of Panel	
1	3Sb+2T	b	5.60	0.86	2	2	2	2	2					1.00		7.46	
2	3T		4.20	0.56	1	1	2	1	2							4.76	
3	StSq3		3.30	0.33	1	1	1	1	1							3.63	
4	LSp3		2.40	0.16	1	1	0	0	2							2.56	
5	2Ab	b	3.30	0.66	2	2	2	2	1					1.00		4.96	
6	CCoSp3		3.00	0.30	2	1	1	1	1							3.30	
			21.80													26.67	
Program Components				Factor													
Composition				1.07	4.50	4.75	5.50	5.25	5.25								5.08
Presentation				1.07	5.00	4.75	5.25	5.00	5.00								5.00
Skating Skills				1.07	5.25	5.00	5.00	5.00	5.25								5.08
Judges Total Program Component Score (factored)																16.23	
Deductions:																0.00	

Rank	Name	Nation	Starting Number	Total Segment Score	Total Element Score	Total Program Component Score (factored)	Total Deductions										
2	Martina SANTIA	ITA	21	39.76	25.04	14.72	0.00										
#	Executed Elements	Info	Base Value	GOE	J1	J2	J3	J4	J5	J6	J7	J8	J9	Bonus	Ref.	Scores of Panel	
1	2Ab	b	3.30	-0.33	-1	0	-1	-1	-1					1.00		3.97	
2	3Sb+2T	b	5.60	0.00	0	1	0	0	0					1.00		6.60	
3	3Lo		4.90	0.00	0	0	0	0	0							4.90	
4	LSp3		2.40	0.24	1	1	1	1	2							2.64	
5	StSq3		3.30	0.33	1	1	1	1	1							3.63	
6	CCoSp3		3.00	0.30	1	1	1	2	1							3.30	
			22.50													25.04	
Program Components				Factor													
Composition				1.07	4.50	4.75	4.75	4.75	4.75								4.75
Presentation				1.07	4.25	4.50	4.50	4.75	4.50								4.50
Skating Skills				1.07	4.25	4.75	4.25	4.50	5.00								4.50
Judges Total Program Component Score (factored)																14.72	
Deductions:																0.00	

Rank	Name	Nation	Starting Number	Total Segment Score	Total Element Score	Total Program Component Score (factored)	Total Deductions										
3	Ornella MESSANA	ITA	23	37.63	23.52	14.61	-0.50										
#	Executed Elements	Info	Base Value	GOE	J1	J2	J3	J4	J5	J6	J7	J8	J9	Bonus	Ref.	Scores of Panel	
1	3Sb+2T	b	5.60	0.43	1	2	1	1	0					1.00		7.03	
2	3Lz	F	5.90	-2.95	-5	-5	-5	-5	-5							2.95	
3	2Ab	b	3.30	0.22	1	1	2	0	0					1.00		4.52	
4	StSq3		3.30	0.33	1	1	1	1	1							3.63	
5	CCoSp3		3.00	0.30	1	2	0	1	1							3.30	
6	LSp2		1.90	0.19	1	1	1	1	1							2.09	
			23.00													23.52	
Program Components				Factor													
Composition				1.07	4.00	5.00	4.75	4.50	4.50								4.58
Presentation				1.07	3.75	4.50	4.25	4.25	4.50								4.33
Skating Skills				1.07	4.75	5.25	4.75	4.50	4.75								4.75
Judges Total Program Component Score (factored)																14.61	
Deductions:																-0.50	
Falls							-0.50	(1)									

JUDGES DETAILS PER SKATER

ADVANCED NOVICE WOMEN SHORT PROGRAM

Rank	Name	Nation	Starting Number	Total Segment Score	Total Element Score	Total Program Component Score (factored)	Total Deductions									
4	Marina SEKULOVSKI	SUI	3	37.22	22.96	14.26	0.00									
#	Executed Elements	Info	Base Value	GOE	J1	J2	J3	J4	J5	J6	J7	J8	J9	Bonus	Ref.	Scores of Panel
1	3SqB+2T	b	5.60	-1.00	-2	-2	-3	-2	-3					1.00		5.60
2	3T<	<	3.36	-0.67	-2	-3	-2	-2	-2							2.69
3	LSp3		2.40	0.40	0	1	2	2	2							2.80
4	2Ab	b	3.30	0.44	1	1	2	2	0					1.00		4.74
5	StSq3		3.30	0.33	0	1	1	1	1							3.63
6	CCoSp3		3.00	0.50	1	2	1	2	2							3.50
			20.96													22.96
Program Components				Factor												
Composition				1.07	3.50	4.50	5.25	5.25	4.00					4.58		
Presentation				1.07	4.25	4.00	5.00	4.75	3.75					4.33		
Skating Skills				1.07	4.00	4.25	4.75	5.00	4.25					4.42		
Judges Total Program Component Score (factored)													14.26			
Deductions:														0.00		

Rank	Name	Nation	Starting Number	Total Segment Score	Total Element Score	Total Program Component Score (factored)	Total Deductions									
5	Leyla TOSUN	GER	10	34.96	21.85	13.11	0.00									
#	Executed Elements	Info	Base Value	GOE	J1	J2	J3	J4	J5	J6	J7	J8	J9	Bonus	Ref.	Scores of Panel
1	2Ab	b	3.30	0.33	1	1	1	1	1					1.00		4.63
2	2Lz+2T		3.40	0.21	1	1	1	0	1							3.61
3	CSp3		2.30	0.15	1	0	1	1	0							2.45
4	3Sb	b	4.30	-0.43	-1	0	-1	-1	-1					1.00		4.87
5	CCoSp3		3.00	0.10	0	1	0	-1	1							3.10
6	StSq3		3.30	-0.11	-2	-1	1	0	0							3.19
			19.60													21.85
Program Components				Factor												
Composition				1.07	3.75	4.00	5.00	4.25	4.25					4.17		
Presentation				1.07	3.75	3.75	4.50	4.00	3.75					3.83		
Skating Skills				1.07	4.25	4.25	4.75	4.00	4.25					4.25		
Judges Total Program Component Score (factored)													13.11			
Deductions:														0.00		

Rank	Name	Nation	Starting Number	Total Segment Score	Total Element Score	Total Program Component Score (factored)	Total Deductions									
6	Eles NAMAZALIEVA	AUT	19	33.02	18.98	14.54	-0.50									
#	Executed Elements	Info	Base Value	GOE	J1	J2	J3	J4	J5	J6	J7	J8	J9	Bonus	Ref.	Scores of Panel
1	3SqB	b	4.30	-0.86	-2	-2	-2	-2	-2					1.00		4.44
2	2A	F	3.30	-1.65	-5	-5	-5	-5	-5							1.65
3	LSp3		2.40	0.16	0	0	1	1	2							2.56
4	2F+2T		3.10	0.00	0	0	0	0	1							3.10
5	CCoSp3		3.00	0.60	2	2	2	2	2							3.60
6	StSq3		3.30	0.33	2	1	1	1	1							3.63
			19.40													18.98
Program Components				Factor												
Composition				1.07	4.00	4.25	4.75	4.50	4.75					4.50		
Presentation				1.07	4.50	4.50	4.50	4.75	4.50					4.50		
Skating Skills				1.07	4.50	4.75	4.50	4.50	4.75					4.58		
Judges Total Program Component Score (factored)													14.54			
Deductions:							Falls	-0.50 (1)						-0.50		

JUDGES DETAILS PER SKATER

ADVANCED NOVICE WOMEN SHORT PROGRAM

Rank	Name	Nation	Starting Number	Total Segment Score	Total Element Score	Total Program Component Score (factored)	Total Deductions									
7	Elena MARTINENGI	SUI	7	32.60	19.94	12.66	0.00									
#	Executed Elements	Info	Base Value	GOE	J1	J2	J3	J4	J5	J6	J7	J8	J9	Bonus	Ref.	Scores of Panel
1	2Ab	b	3.30	0.33	1	1	1	1	1					1.00		4.63
2	3Lob+1T*	*	4.90	-2.45	-5	-5	-5	-5	-5					1.00		3.45
3	3Fq	q	5.30	-1.41	-5	-3	-3	-2	-2							3.89
4	CCoSp3		3.00	-0.30	-1	-1	-1	-1	-1							2.70
5	StSq3		3.30	-0.33	0	-1	-1	-1	-1							2.97
6	CSp3		2.30	0.00	0	-1	0	0	0							2.30
			22.10													19.94
Program Components				Factor												
Composition				1.07	3.50	3.75	4.25	3.75	4.00					3.83		
Presentation				1.07	4.00	3.75	3.75	3.75	4.00					3.83		
Skating Skills				1.07	4.00	4.25	4.25	4.00	4.25					4.17		
Judges Total Program Component Score (factored)												12.66				
Deductions:														0.00		

Rank	Name	Nation	Starting Number	Total Segment Score	Total Element Score	Total Program Component Score (factored)	Total Deductions									
8	Zoe VIDRAI-SOLTESZ	HUN	28	31.79	19.18	13.11	-0.50									
#	Executed Elements	Info	Base Value	GOE	J1	J2	J3	J4	J5	J6	J7	J8	J9	Bonus	Ref.	Scores of Panel
1	2Ab	b	3.30	0.11	0	0	1	1	0					1.00		4.41
2	3Sb+2T	b	5.60	-0.43	-1	-1	-1	-1	-1					1.00		6.17
3	CCoSp3		3.00	0.20	0	0	1	1	1							3.20
4	3F<<	F	1.80	-0.90	-5	-5	-5	-5	-5							0.90
5	LSp2		1.90	0.00	-1	-1	1	0	1							1.90
6	StSq2		2.60	0.00	-1	-1	0	1	1							2.60
			18.20													19.18
Program Components				Factor												
Composition				1.07	3.25	3.50	4.75	4.50	4.25					4.08		
Presentation				1.07	3.75	3.75	4.50	4.00	4.00					3.92		
Skating Skills				1.07	3.75	4.25	4.50	4.25	4.25					4.25		
Judges Total Program Component Score (factored)												13.11				
Deductions:							Falls	-0.50 (1)				-0.50				

Rank	Name	Nation	Starting Number	Total Segment Score	Total Element Score	Total Program Component Score (factored)	Total Deductions									
9	Sofia ORRÙ	ITA	16	31.20	16.72	14.98	-0.50									
#	Executed Elements	Info	Base Value	GOE	J1	J2	J3	J4	J5	J6	J7	J8	J9	Bonus	Ref.	Scores of Panel
1	2Ab	b	3.30	0.00	0	0	0	0	0					1.00		4.30
2	2F	F	1.80	-0.90	-5	-5	-5	-5	-5							0.90
3	CSp2		1.80	-0.06	-1	-1	0	0	0							1.74
4	StSq3		3.30	0.66	2	2	2	1	2							3.96
5	2Lz!+2T	!	3.40	-0.28	-2	-1	-1	-1	-2							3.12
6	CCoSp3		3.00	-0.30	-1	0	-1	-1	-2							2.70
			16.60													16.72
Program Components				Factor												
Composition				1.07	5.00	4.75	4.50	4.50	4.75					4.67		
Presentation				1.07	5.00	4.50	4.75	4.75	4.75					4.75		
Skating Skills				1.07	4.50	4.75	4.50	4.50	4.75					4.58		
Judges Total Program Component Score (factored)												14.98				
Deductions:							Falls	-0.50 (1)				-0.50				

JUDGES DETAILS PER SKATER

ADVANCED NOVICE WOMEN SHORT PROGRAM

Rank	Name	Nation	Starting Number	Total Segment Score	Total Element Score	Total Program Component Score (factored)	Total Deductions									
10	Helmi SAXLUND	FIN	26	30.75	17.29	13.46	0.00									
#	Executed Elements	Info	Base Value	GOE	J1	J2	J3	J4	J5	J6	J7	J8	J9	Bonus	Ref.	Scores of Panel
1	3S<<+2T	<<	2.60	-0.48	-3	-4	-4	-3	-4							2.12
2	2Ab	b	3.30	0.00	0	0	0	0	0					1.00		4.30
3	CSp3		2.30	0.31	1	1	1	2	2							2.61
4	2Lz		2.10	0.00	0	0	0	0	0							2.10
5	StSq2		2.60	0.26	1	1	1	1	1							2.86
6	CCoSp3		3.00	0.30	1	1	0	1	1							3.30
			15.90													17.29
Program Components				Factor												
Composition				1.07	4.25	4.50	4.00	4.00	4.00	4.00					4.08	
Presentation				1.07	4.25	4.25	4.25	4.00	4.00					4.17		
Skating Skills				1.07	4.50	4.75	4.25	4.25	4.25					4.33		
Judges Total Program Component Score (factored)												13.46				
Deductions:														0.00		

Rank	Name	Nation	Starting Number	Total Segment Score	Total Element Score	Total Program Component Score (factored)	Total Deductions									
11	Lea Marie CASTLUNGER	ITA	2	30.74	18.08	12.66	0.00									
#	Executed Elements	Info	Base Value	GOE	J1	J2	J3	J4	J5	J6	J7	J8	J9	Bonus	Ref.	Scores of Panel
1	2Ab	b	3.30	0.33	1	1	1	1	0					1.00		4.63
2	3S<	<	3.44	-1.72	-5	-5	-4	-5	-5							1.72
3	CCoSp3		3.00	0.10	1	1	0	0	0							3.10
4	StSq3		3.30	0.11	2	1	-1	0	0							3.41
5	2F+2T		3.10	-0.18	-1	0	-1	-1	-1							2.92
6	CSp3		2.30	0.00	0	0	0	0	0							2.30
			18.44													18.08
Program Components				Factor												
Composition				1.07	5.25	4.50	3.50	3.75	3.75					4.00		
Presentation				1.07	4.25	4.25	3.25	3.50	3.50					3.75		
Skating Skills				1.07	4.25	4.50	4.00	4.00	4.00					4.08		
Judges Total Program Component Score (factored)												12.66				
Deductions:														0.00		

Rank	Name	Nation	Starting Number	Total Segment Score	Total Element Score	Total Program Component Score (factored)	Total Deductions									
12	Martina LUCCHI	ITA	1	30.37	19.25	12.12	-1.00									
#	Executed Elements	Info	Base Value	GOE	J1	J2	J3	J4	J5	J6	J7	J8	J9	Bonus	Ref.	Scores of Panel
1	3Sb+2T	b	5.60	-0.29	-1	-1	0	0	-1					1.00		6.31
2	3Lz	F	5.90	-2.95	-5	-5	-5	-5	-5							2.95
3	CCoSp3		3.00	0.10	0	0	1	1	-1							3.10
4	2A	F	3.30	-1.65	-5	-5	-5	-5	-5							1.65
5	StSq3		3.30	-0.22	-1	0	0	-1	-2							3.08
6	LSp3		2.40	-0.24	-1	-1	-1	-2	-1							2.16
			23.50													19.25
Program Components				Factor												
Composition				1.07	3.50	4.75	4.25	3.75	3.50					3.83		
Presentation				1.07	3.75	4.00	3.75	3.00	3.25					3.58		
Skating Skills				1.07	4.00	4.50	4.00	3.75	3.75					3.92		
Judges Total Program Component Score (factored)												12.12				
Deductions:							Falls -1.00 (2)							-1.00		

JUDGES DETAILS PER SKATER

ADVANCED NOVICE WOMEN SHORT PROGRAM

Rank	Name	Nation	Starting Number	Total Segment Score	Total Element Score	Total Program Component Score (factored)	Total Deductions								
13	Latifa DAVLETYAROVA	UZB	22	29.41	16.75	12.66	0.00								
#	Executed Elements	Info	Base Value	GOE	J1	J2	J3	J4	J5	J6	J7	J8	J9	Ref.	Scores of Panel
1	2A<	<	2.64	-0.70	-3	-3	-2	-2	-3						1.94
2	2Lz+2Lo		3.80	0.07	-1	0	0	1	1						3.87
3	LSp3		2.40	0.08	2	0	1	0	0						2.48
4	2F		1.80	0.06	0	1	1	0	0						1.86
5	StSq3		3.30	0.00	0	0	0	0	0						3.30
6	CCoSp3		3.00	0.30	1	1	1	1	1						3.30
			16.94												16.75
Program Components			Factor												
Composition				1.07	4.00	4.25	4.00	4.00	3.75						4.00
Presentation				1.07	4.00	4.00	3.75	4.00	3.50						3.92
Skating Skills				1.07	4.00	4.25	4.00	3.75	3.75						3.92
Judges Total Program Component Score (factored)													12.66		
Deductions:														0.00	

Rank	Name	Nation	Starting Number	Total Segment Score	Total Element Score	Total Program Component Score (factored)	Total Deductions									
14	Rebecca LO CASCIO	ITA	32	29.36	17.20	12.66	-0.50									
#	Executed Elements	Info	Base Value	GOE	J1	J2	J3	J4	J5	J6	J7	J8	J9	Bonus	Ref.	Scores of Panel
1	3Lo<	<	3.92	-1.70	-5	-4	-2	-4	-5							2.22
2	2Ab	b	3.30	-0.33	-1	-1	-1	-1	-1					1.00		3.97
3	2Lz+2T	F	3.40	-1.05	-5	-5	-5	-5	-5							2.35
4	CSp3		2.30	0.08	0	0	0	1	2							2.38
5	StSq3		3.30	-0.22	-1	-1	-1	0	0							3.08
6	CCoSp3		3.00	0.20	1	0	0	1	2							3.20
			19.22													17.20
Program Components			Factor													
Composition				1.07	4.00	4.25	3.75	4.00	4.00						4.00	
Presentation				1.07	4.25	3.75	3.50	3.75	3.75						3.75	
Skating Skills				1.07	4.25	4.25	4.00	3.75	4.00						4.08	
Judges Total Program Component Score (factored)													12.66			
Deductions:							Falls								-0.50 (1)	

Rank	Name	Nation	Starting Number	Total Segment Score	Total Element Score	Total Program Component Score (factored)	Total Deductions									
15	Vivienne Severine BLOECHLINGER	SUI	5	29.25	17.00	12.75	-0.50									
#	Executed Elements	Info	Base Value	GOE	J1	J2	J3	J4	J5	J6	J7	J8	J9	Bonus	Ref.	Scores of Panel
1	3Sb	b	4.30	-0.43	-2	-1	-1	-1	-1					1.00		4.87
2	3T+COMBO		4.20	-2.10	-5	-5	-5	-5	-5							2.10
3	2A	F	3.30	-1.65	-5	-5	-5	-5	-5							1.65
4	CSp3		2.30	0.31	2	1	1	1	2							2.61
5	CCoSp2		2.50	-0.25	-1	-1	0	-1	-2							2.25
6	StSq3		3.30	0.22	1	0	0	1	2							3.52
			19.90													17.00
Program Components			Factor													
Composition				1.07	3.50	3.75	4.25	4.00	4.25						4.00	
Presentation				1.07	4.25	3.75	3.75	3.50	4.00						3.83	
Skating Skills				1.07	4.25	4.00	4.00	4.00	4.50						4.08	
Judges Total Program Component Score (factored)													12.75			
Deductions:							Falls								-0.50 (1)	

JUDGES DETAILS PER SKATER

ADVANCED NOVICE WOMEN SHORT PROGRAM

Rank	Name	Nation	Starting Number	Total Segment Score	Total Element Score	Total Program Component Score (factored)	Total Deductions									
16	Emily BOSCARO	ITA	25	29.03	14.85	14.18	0.00									
#	Executed Elements	Info	Base Value	GOE	J1	J2	J3	J4	J5	J6	J7	J8	J9	Ref.	Scores of Panel	
1	3Lz<+2T<	<	5.76	-2.20	-5	-5	-4	-4	-5						3.56	
2	3F<	<	4.24	-2.12	-5	-5	-5	-5	-5						2.12	
3	LSp2		1.90	-0.19	-1	-2	0	-2	0						1.71	
4	2A<<	<<	1.10	-0.37	-3	-4	-3	-4	-3						0.73	
5	StSq3		3.30	0.33	1	1	1	1	1						3.63	
6	CCoSp3		3.00	0.10	0	1	1	-1	0						3.10	
			19.30												14.85	
Program Components				Factor												
Composition				1.07	4.25	4.50	4.50	4.25	4.50							4.42
Presentation				1.07	4.50	4.75	4.75	4.50	4.25							4.58
Skating Skills				1.07	4.00	4.25	4.50	4.25	4.25							4.25
Judges Total Program Component Score (factored)															14.18	
Deductions:															0.00	

Rank	Name	Nation	Starting Number	Total Segment Score	Total Element Score	Total Program Component Score (factored)	Total Deductions									
17	Elena VERCELLOTTI	ITA	9	28.89	16.41	12.48	0.00									
#	Executed Elements	Info	Base Value	GOE	J1	J2	J3	J4	J5	J6	J7	J8	J9	Ref.	Scores of Panel	
1	2A<	<	2.64	-0.88	-4	-3	-2	-3	-4						1.76	
2	2F+2Lo		3.50	0.00	-1	0	0	0	0						3.50	
3	2Lz		2.10	0.00	0	0	-1	0	0						2.10	
4	CCoSp3		3.00	0.00	-1	-1	0	1	2						3.00	
5	StSq3		3.30	0.22	1	1	0	0	1						3.52	
6	CSp3		2.30	0.23	1	1	0	1	1						2.53	
			16.84												16.41	
Program Components				Factor												
Composition				1.07	4.00	4.50	4.00	3.75	3.75							3.92
Presentation				1.07	4.25	4.00	4.00	3.75	3.50							3.92
Skating Skills				1.07	4.00	4.25	3.75	3.50	3.75							3.83
Judges Total Program Component Score (factored)															12.48	
Deductions:															0.00	

Rank	Name	Nation	Starting Number	Total Segment Score	Total Element Score	Total Program Component Score (factored)	Total Deductions									
18	Giulia BELLINO	ITA	11	27.83	15.35	12.48	0.00									
#	Executed Elements	Info	Base Value	GOE	J1	J2	J3	J4	J5	J6	J7	J8	J9	Ref.	Scores of Panel	
1	2F+2Lo		3.50	0.00	0	0	0	0	0						3.50	
2	2A<	<	2.64	-0.88	-4	-3	-2	-3	-4						1.76	
3	CSp3		2.30	0.23	3	1	1	1	1						2.53	
4	2Lz		2.10	-0.14	-1	-1	-1	0	0						1.96	
5	CCoSp3		3.00	0.00	0	0	0	0	1						3.00	
6	StSq2		2.60	0.00	1	1	-1	-1	0						2.60	
			16.14												15.35	
Program Components				Factor												
Composition				1.07	3.00	3.75	4.00	4.00	4.50							3.92
Presentation				1.07	3.75	4.00	3.25	3.50	4.00							3.75
Skating Skills				1.07	4.00	4.25	3.50	3.75	4.50							4.00
Judges Total Program Component Score (factored)															12.48	
Deductions:															0.00	

JUDGES DETAILS PER SKATER

ADVANCED NOVICE WOMEN SHORT PROGRAM

Rank	Name	Nation	Starting Number	Total Segment Score	Total Element Score	Total Program Component Score (factored)	Total Deductions									
19	Natascha SEEBACHER	ITA	20	27.62	15.05	12.57	0.00									
#	Executed Elements	Info	Base Value	GOE	J1	J2	J3	J4	J5	J6	J7	J8	J9	Ref.	Scores of Panel	
1	1A		1.10	0.11	2	1	1	1	0						1.21	
2	CCoSp3		3.00	-0.40	0	0	-2	-2	-3						2.60	
3	2Lz+2Lo		3.80	0.00	-1	0	0	0	0						3.80	
4	2F		1.80	0.12	0	0	1	1	1						1.92	
5	StSq3		3.30	0.00	0	0	0	0	1						3.30	
6	CSp3		2.30	-0.08	-1	-1	0	0	1						2.22	
			15.30												15.05	
Program Components				Factor												
Composition				1.07	3.75	4.00	3.50	3.75	4.50	4.50						3.83
Presentation				1.07	4.25	4.50	3.75	4.00	4.25	4.25						4.17
Skating Skills				1.07	3.75	4.00	3.25	3.50	4.00	4.00						3.75
Judges Total Program Component Score (factored)																12.57
Deductions:															0.00	

Rank	Name	Nation	Starting Number	Total Segment Score	Total Element Score	Total Program Component Score (factored)	Total Deductions										
20	Ella SYRJA	FIN	4	27.58	17.03	11.05	-0.50										
#	Executed Elements	Info	Base Value	GOE	J1	J2	J3	J4	J5	J6	J7	J8	J9	Bonus	Ref.	Scores of Panel	
1	3Sq	F	4.30	-2.15	-5	-5	-5	-5	-5							2.15	
2	2Lz!+2T	!	3.40	-0.21	-1	-1	-2	-1	-1							3.19	
3	CSp3		2.30	-0.08	-1	-2	0	0	1							2.22	
4	2Ab	b	3.30	0.00	0	0	0	0	0				1.00		4.30		
5	StSq2		2.60	-0.43	-3	-2	-2	-1	-1							2.17	
6	CCoSp3		3.00	0.00	-1	-1	0	1	1							3.00	
			18.90													17.03	
Program Components				Factor													
Composition				1.07	3.75	4.00	3.25	3.50	4.00	4.00							3.75
Presentation				1.07	3.50	3.50	3.00	3.00	3.50	3.50							3.33
Skating Skills				1.07	3.00	3.75	2.75	3.00	4.00	4.00							3.25
Judges Total Program Component Score (factored)																11.05	
Deductions:							Falls	-0.50	(1)							-0.50	

Rank	Name	Nation	Starting Number	Total Segment Score	Total Element Score	Total Program Component Score (factored)	Total Deductions										
21	Ilenia BOSCHETTI	ITA	6	27.54	15.95	11.59	0.00										
#	Executed Elements	Info	Base Value	GOE	J1	J2	J3	J4	J5	J6	J7	J8	J9	Bonus	Ref.	Scores of Panel	
1	2Ab	b	3.30	-0.11	-1	0	-1	0	0					1.00		4.19	
2	2Lz+2T		3.40	0.00	0	0	0	0	0							3.40	
3	CCoSp3		3.00	-0.40	0	1	-2	-2	-2							2.60	
4	StSq2		2.60	-0.26	-2	-1	-1	-1	0							2.34	
5	2F		1.80	0.00	0	0	0	0	0							1.80	
6	CSp2		1.80	-0.18	-1	-1	-1	-1	-1							1.62	
			15.90													15.95	
Program Components				Factor													
Composition				1.07	3.25	3.50	3.75	3.75	4.00	4.00							3.67
Presentation				1.07	3.75	3.50	3.50	3.50	3.75	3.75							3.58
Skating Skills				1.07	3.50	3.75	3.50	3.50	3.75	3.75							3.58
Judges Total Program Component Score (factored)																11.59	
Deductions:																0.00	

JUDGES DETAILS PER SKATER

ADVANCED NOVICE WOMEN SHORT PROGRAM

Rank	Name	Nation	Starting Number	Total Segment Score	Total Element Score	Total Program Component Score (factored)	Total Deductions									
22	Tereza HAVRANKOVA	CZE	13	27.28	16.06	11.22	0.00									
#	Executed Elements	Info	Base Value	GOE	J1	J2	J3	J4	J5	J6	J7	J8	J9	Bonus	Ref.	Scores of Panel
1	2F+2T		3.10	0.06	1	1	0	0	0							3.16
2	2Ab	b	3.30	-0.33	-2	-1	-1	-1	-1					1.00		3.97
3	CSp3		2.30	0.23	1	1	0	1	2							2.53
4	2S		1.30	-0.13	-1	-1	-1	-1	-1							1.17
5	StSq2		2.60	-0.17	-1	-1	-1	0	1							2.43
6	CCoSp3		3.00	-0.20	-1	-1	0	-1	1							2.80
			15.60													16.06
Program Components				Factor												
Composition				1.07	3.25	3.75	3.00	3.75	4.50					3.58		
Presentation				1.07	3.00	3.50	2.50	3.50	4.25					3.33		
Skating Skills				1.07	3.25	3.75	2.75	3.75	4.75					3.58		
Judges Total Program Component Score (factored)												11.22				
Deductions:														0.00		

Rank	Name	Nation	Starting Number	Total Segment Score	Total Element Score	Total Program Component Score (factored)	Total Deductions									
23	Alice PIZZININI	ITA	29	26.23	13.84	12.39	0.00									
#	Executed Elements	Info	Base Value	GOE	J1	J2	J3	J4	J5	J6	J7	J8	J9	Bonus	Ref.	Scores of Panel
1	1A		1.10	0.11	1	0	1	1	1							1.21
2	2F+2T		3.10	0.00	0	0	0	0	0							3.10
3	CCoSp3		3.00	0.30	1	1	0	1	1							3.30
4	StSq2		2.60	0.00	0	0	0	-1	1							2.60
5	2Lz!	!	2.10	-0.21	0	-1	-1	-1	-1							1.89
6	CSp2		1.80	-0.06	0	0	0	-1	-1							1.74
			13.70													13.84
Program Components				Factor												
Composition				1.07	4.00	4.25	3.50	3.75	4.00					3.92		
Presentation				1.07	4.25	4.00	3.25	3.50	3.75					3.75		
Skating Skills				1.07	4.00	4.25	3.75	3.75	4.00					3.92		
Judges Total Program Component Score (factored)												12.39				
Deductions:														0.00		

Rank	Name	Nation	Starting Number	Total Segment Score	Total Element Score	Total Program Component Score (factored)	Total Deductions									
24	Nicole de ROSA	ITA	8	25.45	12.79	12.66	0.00									
#	Executed Elements	Info	Base Value	GOE	J1	J2	J3	J4	J5	J6	J7	J8	J9	Bonus	Ref.	Scores of Panel
1	1A		1.10	0.07	1	1	0	0	1							1.17
2	LSp2		1.90	-0.06	1	0	0	-1	-2							1.84
3	3Sb+COMBO+2T*	*	4.30	-2.15	-5	-4	-5	-5	-5					1.00		3.15
4	1T*	*	0.00	0.00	-	-	-	-	-							0.00
5	CCoSp3		3.00	0.00	0	0	0	0	2							3.00
6	StSq3		3.30	0.33	2	2	-1	0	1							3.63
			13.60													12.79
Program Components				Factor												
Composition				1.07	4.00	4.50	4.25	4.00	4.00					4.08		
Presentation				1.07	3.50	4.00	3.50	3.50	3.75					3.58		
Skating Skills				1.07	4.25	4.75	4.00	3.75	4.25					4.17		
Judges Total Program Component Score (factored)												12.66				
Deductions:														0.00		

JUDGES DETAILS PER SKATER

ADVANCED NOVICE WOMEN SHORT PROGRAM

Rank	Name	Nation	Starting Number	Total Segment Score	Total Element Score	Total Program Component Score (factored)	Total Deductions								
25	Linda VARESCO	ITA	24	25.20	14.17	12.03	-1.00								
#	Executed Elements	Info	Base Value	GOE	J1	J2	J3	J4	J5	J6	J7	J8	J9	Ref.	Scores of Panel
1	2A	F	3.30	-1.65	-5	-5	-5	-5	-5						1.65
2	3S<	F	3.44	-1.72	-5	-5	-5	-5	-5						1.72
3	CSp2		1.80	0.00	1	0	-1	0	0						1.80
4	2Lz+2T		3.40	0.00	0	0	0	0	0						3.40
5	CCoSp3		3.00	0.00	0	1	0	0	-1						3.00
6	StSq2		2.60	0.00	0	0	0	-2	0						2.60
			17.54												14.17
Program Components				Factor											
Composition				1.07	4.00	4.00	3.50	3.75	4.00					3.92	
Presentation				1.07	3.75	3.75	3.00	3.25	3.75					3.58	
Skating Skills				1.07	4.00	4.25	3.25	3.25	4.00					3.75	
Judges Total Program Component Score (factored)											12.03				
Deductions:		Falls	-1.00 (2)											-1.00	

Rank	Name	Nation	Starting Number	Total Segment Score	Total Element Score	Total Program Component Score (factored)	Total Deductions								
26	Agnes Koller LOLAND	NOR	18	23.88	12.54	11.34	0.00								
#	Executed Elements	Info	Base Value	GOE	J1	J2	J3	J4	J5	J6	J7	J8	J9	Ref.	Scores of Panel
1	2F		1.80	-0.60	-4	-5	-3	-3	-3						1.20
2	CCoSp3		3.00	-0.30	-1	-1	-2	-1	-1						2.70
3	1A		1.10	-0.04	-1	-1	0	0	0						1.06
4	2Lz+2T		3.40	-0.21	-1	-1	-1	-1	-1						3.19
5	StSq3		3.30	-0.11	-2	-1	0	0	1						3.19
6	LSp1		1.50	-0.30	-2	-2	-1	-2	-2						1.20
			14.10												12.54
Program Components				Factor											
Composition				1.07	2.75	3.25	3.75	4.00	4.00					3.67	
Presentation				1.07	3.25	3.00	3.75	4.00	4.00					3.67	
Skating Skills				1.07	2.75	3.25	3.25	3.25	3.75					3.25	
Judges Total Program Component Score (factored)											11.34				
Deductions:															0.00

Rank	Name	Nation	Starting Number	Total Segment Score	Total Element Score	Total Program Component Score (factored)	Total Deductions									
27	Maria DELVAI	ITA	31	23.85	12.93	11.42	-0.50									
#	Executed Elements	Info	Base Value	GOE	J1	J2	J3	J4	J5	J6	J7	J8	J9	Bonus	Ref.	Scores of Panel
1	2Ab	b	3.30	0.33	1	1	1	1	1					1.00	4.63	
2	3T<	F	3.36	-1.68	-5	-5	-5	-5	-5						1.68	
3	CSp1		1.40	-0.42	-3	-3	-4	-3	-3						0.98	
4	2F+2T<<	<<	2.20	-0.90	-5	-5	-4	-5	-5						1.30	
5	CCoSp2		2.50	-0.50	-2	-2	0	-2	-2						2.00	
6	StSq2		2.60	-0.26	-2	-1	-1	-1	0						2.34	
			15.36												12.93	
Program Components				Factor												
Composition				1.07	2.75	3.00	4.00	3.50	4.25					3.50		
Presentation				1.07	3.00	3.25	3.75	3.25	4.00					3.42		
Skating Skills				1.07	3.50	3.50	4.00	3.75	4.25					3.75		
Judges Total Program Component Score (factored)											11.42					
Deductions:		Falls	-0.50 (1)											-0.50		

JUDGES DETAILS PER SKATER

ADVANCED NOVICE WOMEN SHORT PROGRAM

Rank	Name	Nation	Starting Number	Total Segment Score	Total Element Score	Total Program Component Score (factored)	Total Deductions								
28	Mia Andersson LEONARDO	ITA	14	23.43	13.62	9.81	0.00								
#	Executed Elements	Info	Base Value	GOE	J1	J2	J3	J4	J5	J6	J7	J8	J9	Ref.	Scores of Panel
1	2A<	<	2.64	-1.32	-5	-5	-5	-5	-5						1.32
2	2Lz!+2T	!	3.40	-0.42	-2	-2	-2	-2	-2						2.98
3	2Lo		1.70	0.00	0	0	0	0	0						1.70
4	CSp3		2.30	0.15	0	0	1	1	1						2.45
5	StSq3		3.30	0.00	0	0	-1	0	0						3.30
6	CCoSp3V		2.25	-0.38	-3	-3	-1	-1	-1						1.87
			15.59												13.62
Program Components				Factor											
Composition				1.07	2.50	3.25	2.75	3.75	3.25					3.08	
Presentation				1.07	2.50	3.00	2.50	3.25	3.25					2.92	
Skating Skills				1.07	3.00	3.50	3.00	2.75	3.50					3.17	
Judges Total Program Component Score (factored)													9.81		
Deductions:														0.00	

Rank	Name	Nation	Starting Number	Total Segment Score	Total Element Score	Total Program Component Score (factored)	Total Deductions								
29	Florina VIEHHAUSER	AUT	15	21.52	11.26	10.26	0.00								
#	Executed Elements	Info	Base Value	GOE	J1	J2	J3	J4	J5	J6	J7	J8	J9	Ref.	Scores of Panel
1	2Lz+2Tq	q	3.40	-0.70	-4	-4	-2	-3	-3						2.70
2	2Lo		1.70	0.06	1	0	0	0	1						1.76
3	CSp2		1.80	-0.12	-2	-2	0	0	1						1.68
4	1A		1.10	0.00	0	0	0	0	0						1.10
5	StSq1		1.80	-0.18	-1	-1	-1	-1	0						1.62
6	CCoSp3		3.00	-0.60	-2	-3	-2	-2	-2						2.40
			12.80												11.26
Program Components				Factor											
Composition				1.07	2.75	3.00	3.50	3.25	3.50					3.25	
Presentation				1.07	3.25	3.25	3.00	3.00	3.25					3.17	
Skating Skills				1.07	3.00	3.50	3.00	3.00	3.50					3.17	
Judges Total Program Component Score (factored)													10.26		
Deductions:														0.00	

Rank	Name	Nation	Starting Number	Total Segment Score	Total Element Score	Total Program Component Score (factored)	Total Deductions								
30	Arianna METOPE	ITA	12	17.69	8.88	9.81	-1.00								
#	Executed Elements	Info	Base Value	GOE	J1	J2	J3	J4	J5	J6	J7	J8	J9	Ref.	Scores of Panel
1	2A<	F	2.64	-1.32	-5	-5	-5	-5	-5						1.32
2	2Lz		2.10	-0.70	-4	-5	-3	-3	-3						1.40
3	CCoSp		0.00	0.00	-	-	-	-	-						0.00
4	2F+COMBO	F	1.80	-0.90	-5	-5	-5	-5	-5						0.90
5	StSq3		3.30	-0.11	1	0	-2	-1	0						3.19
6	CSp3		2.30	-0.23	0	-3	0	-2	-1						2.07
			12.14												8.88
Program Components				Factor											
Composition				1.07	2.75	3.25	3.25	3.25	3.50					3.25	
Presentation				1.07	2.50	3.00	2.75	2.50	3.25					2.75	
Skating Skills				1.07	3.50	3.25	2.75	2.75	3.50					3.17	
Judges Total Program Component Score (factored)													9.81		
Deductions:							Falls -1.00 (2)							-1.00	

JUDGES DETAILS PER SKATER

ADVANCED NOVICE WOMEN SHORT PROGRAM

Rank	Name	Nation	Starting Number	Total Segment Score	Total Element Score	Total Program Component Score (factored)	Total Deductions								
31	Anhelina MIAKTOVA	UKR	30	15.47	7.23	8.74	-0.50								
#	Executed Elements	Info	Base Value	GOE	J1	J2	J3	J4	J5	J6	J7	J8	J9	Ref.	Scores of Panel
1	CSp2		1.80	-0.36	-2	-3	-2	-2	-2						1.44
2	1F!	*	0.00	0.00	-	-	-	-	-						0.00
3	2A	F	3.30	-1.65	-5	-5	-5	-5	-5						1.65
4	2Lz+2T		3.40	-0.70	-5	-4	-3	-3	-3						2.70
5	CCoSp		0.00	0.00	-	-	-	-	-						0.00
6	StSq1		1.80	-0.36	-2	-2	-2	-2	-1						1.44
			10.30												7.23
Program Components				Factor											
	Composition			1.07	2.50	2.75	3.00	2.75	3.25						2.83
	Presentation			1.07	2.25	2.50	2.50	2.25	3.00						2.42
	Skating Skills			1.07	2.50	3.00	3.25	2.50	3.25						2.92
Judges Total Program Component Score (factored)											8.74				
Deductions:		Falls		-0.50	(1)							-0.50			

Legend:							
#	Sequence number	GOE	Grade of Execution	Jx	Judges (x=1-9)	Ref.	Referee
*	Invalid element	<	Under-rotated jump	<<	Downgraded jump	!	Not clear edge
F	Fall	q	Jump landed on the quarter	b	Bonus Point for jump added to the element score		

RESULTS DETAILS

ADVANCED NOVICE WOMEN SHORT PROGRAM

Pl.	Name	Nation	Total Segment Score =	Total Element Score +	Factored Total Component Score +	CO	PR	SK	Deductions -
1	Minea MONTONEN	FIN	42.90	26.67	16.23	5.08	5.00	5.08	0.00
2	Martina SANTIA	ITA	39.76	25.04	14.72	4.75	4.50	4.50	0.00
3	Ornella MESSANA	ITA	37.63	23.52	14.61	4.58	4.33	4.75	-0.50
4	Marina SEKULOVSKI	SUI	37.22	22.96	14.26	4.58	4.33	4.42	0.00
5	Leyla TOSUN	GER	34.96	21.85	13.11	4.17	3.83	4.25	0.00
6	Eles NAMAZALIEVA	AUT	33.02	18.98	14.54	4.50	4.50	4.58	-0.50
7	Elena MARTINENGI	SUI	32.60	19.94	12.66	3.83	3.83	4.17	0.00
8	Zoe VIDRAI-SOLTESZ	HUN	31.79	19.18	13.11	4.08	3.92	4.25	-0.50
9	Sofia ORRÙ	ITA	31.20	16.72	14.98	4.67	4.75	4.58	-0.50
10	Helmi SAXLUND	FIN	30.75	17.29	13.46	4.08	4.17	4.33	0.00
11	Lea Marie CASTLUNGER	ITA	30.74	18.08	12.66	4.00	3.75	4.08	0.00
12	Martina LUCCHI	ITA	30.37	19.25	12.12	3.83	3.58	3.92	-1.00
13	Latifa DAVLETYAROVA	UZB	29.41	16.75	12.66	4.00	3.92	3.92	0.00
14	Rebecca LO CASCIO	ITA	29.36	17.20	12.66	4.00	3.75	4.08	-0.50
15	Vivienne Severine BLOEHLINGER	SUI	29.25	17.00	12.75	4.00	3.83	4.08	-0.50
16	Emily BOSCARO	ITA	29.03	14.85	14.18	4.42	4.58	4.25	0.00
17	Elena VERCELLOTTI	ITA	28.89	16.41	12.48	3.92	3.92	3.83	0.00
18	Giulia BELLINO	ITA	27.83	15.35	12.48	3.92	3.75	4.00	0.00
19	Natascha SEEBACHER	ITA	27.62	15.05	12.57	3.83	4.17	3.75	0.00
20	Ella SYRJA	FIN	27.58	17.03	11.05	3.75	3.33	3.25	-0.50
21	Ilenia BOSCHETTI	ITA	27.54	15.95	11.59	3.67	3.58	3.58	0.00
22	Tereza HAVRANKOVA	CZE	27.28	16.06	11.22	3.58	3.33	3.58	0.00
23	Alice PIZZININI	ITA	26.23	13.84	12.39	3.92	3.75	3.92	0.00
24	Nicole de ROSA	ITA	25.45	12.79	12.66	4.08	3.58	4.17	0.00
25	Linda VARESCO	ITA	25.20	14.17	12.03	3.92	3.58	3.75	-1.00
26	Agnes Koller LOLAND	NOR	23.88	12.54	11.34	3.67	3.67	3.25	0.00
27	Maria DELVAI	ITA	23.85	12.93	11.42	3.50	3.42	3.75	-0.50
28	Mia Andersson LEONARDO	ITA	23.43	13.62	9.81	3.08	2.92	3.17	0.00
29	Florina VIEHHAUSER	AUT	21.52	11.26	10.26	3.25	3.17	3.17	0.00
30	Arianna METOPE	ITA	17.69	8.88	9.81	3.25	2.75	3.17	-1.00
31	Anhelina MIAKTOVA	UKR	15.47	7.23	8.74	2.83	2.42	2.92	-0.50

Legend:

CO Composition

Pl. Place

PR Presentation

SK Skating Skills

DEDUCTION PROTOCOL

ADVANCED NOVICE WOMEN SHORT PROGRAM

#	Name	Nation	Deductions					Total	
			Costume/ Prop violation	Time violation	Illegal element/ movement	Falls Interruption in excess	Interruption with allowance		Costume failure
1	Martina LUCCHI	ITA				1.00			1.00
2	Lea Marie CASTLUNGER	ITA							0.00
3	Marina SEKULOVSKI	SUI							0.00
4	Ella SYRJA	FIN				0.50			0.50
5	Vivienne Severine BLOECHLINGER	SUI				0.50			0.50
6	Ilenia BOSCHETTI	ITA							0.00
7	Elena MARTINENGGHI	SUI							0.00
8	Nicole de ROSA	ITA							0.00
9	Elena VERCELLOTTI	ITA							0.00
10	Leyla TOSUN	GER							0.00
11	Giulia BELLINO	ITA							0.00
12	Arianna METOPE	ITA				1.00			1.00
13	Tereza HAVRANKOVA	CZE							0.00
14	Mia Andersson LEONARDO	ITA							0.00
15	Florina VIEHHAUSER	AUT							0.00
16	Sofia ORRÙ	ITA				0.50			0.50
17	Minea MONTONEN	FIN							0.00
18	Agnes Koller LOLAND	NOR							0.00
19	Eles NAMAZALIEVA	AUT				0.50			0.50
20	Natascha SEEBACHER	ITA							0.00
21	Martina SANTIA	ITA							0.00
22	Latifa DAVLETYAROVA	UZB							0.00
23	Ornella MESSANA	ITA				0.50			0.50
24	Linda VARESCO	ITA				1.00			1.00
25	Emily BOSCARO	ITA							0.00
26	Helmi SAXLUND	FIN							0.00
27	Tatiana PEDRAZZOLI	ITA							0.00
28	Zoe VIDRAI-SOLTESZ	HUN				0.50			0.50
29	Alice PIZZININI	ITA							0.00

#	Name	Nation	Deductions						Total
			Costume/ Prop violation	Time violation	Illegal element/ movement	Falls in excess	Interruption in excess	Interruption with allowance	

30	Anhelina MIAKTOVA	UKR				0.50					0.50
31	Maria DELVAI	ITA				0.50					0.50
32	Rebecca LO CASCIO	ITA				0.50					0.50

Mr. Andrew BOSCO, ISU

Referee

Ms. Eva SZILAGYI, ISU

Technical Controller

RESULTS

ADVANCED NOVICE WOMEN FREE SKATING

Pl.	Name	Nation	Total Segment Score
1	Ornella MESSANA	ITA	68.44
2	Elena MARTINENGI	SUI	66.04
3	Marina SEKULOVSKI	SUI	65.66
4	Vivienne Severine BLOECHLINGER	SUI	64.20
5	Martina LUCCHI	ITA	64.02
6	Nicole de ROSA	ITA	62.76
7	Zoe VIDRAI-SOLTESZ	HUN	60.86
8	Minea MONTONEN	FIN	59.86
9	Martina SANTIA	ITA	58.67
10	Eles NAMAZALIEVA	AUT	58.50
11	Leyla TOSUN	GER	57.71
12	Lea Marie CASTLUNGER	ITA	57.43
13	Helmi SAXLUND	FIN	56.96
14	Latifa DAVLETYAROVA	UZB	54.95
15	Ella SYRJA	FIN	53.12
16	Tereza HAVRANKOVA	CZE	52.42
17	Emily BOSCARO	ITA	50.33
18	Maria DELVAI	ITA	49.76
19	Elena VERCELLOTTI	ITA	47.56
20	Natascha SEEBACHER	ITA	46.68
21	Rebecca LO CASCIO	ITA	46.51
22	Giulia BELLINO	ITA	45.71
23	Ilenia BOSCHETTI	ITA	44.71
24	Mia Andersson LEONARDO	ITA	43.91
25	Linda VARESCO	ITA	42.89
26	Arianna METOPE	ITA	42.67
27	Alice PIZZININI	ITA	41.42
28	Sofia ORRÙ	ITA	40.80
29	Florina VIEHHAUSER	AUT	37.17
30	Anhelina MIAKTOVA	UKR	33.24
Withdrawn			
	Agnes Koller LOLAND	NOR	WD

Mr. Andrew BOSCO, ISU
Referee

Ms. Eva SZILAGYI, ISU
Technical Controller

Legend:
WD Withdrawn

PANEL OF JUDGES

ADVANCED NOVICE WOMEN FREE SKATING

Officials

Technical Controller	Ms. Eva SZILAGYI	ISU
Technical Specialist	Mr. Ryan SUTHERLAND	ISU
Technical Specialist	Ms. Giorgia CARROSSA	ISU

Judges

Referee	Mr. Andrew BOSCO	ISU
Judge No. 1	Mr. Andrew BOSCO	CAN
Judge No. 2	Ms. Gabriella BENINI	ITA
Judge No. 3	Ms. Karol PES COSTA	ITA
Judge No. 4	Mr. Josip CEROVAC	CRO
Judge No. 5	Ms. Krunoslava CUMIC	SRB

Data/Replay Operator

Data Operator	Mr. Tiziano MARSETTI	ISU
Replay Operator	Ms. Susanna VETTURELLI	ISU

JUDGES DETAILS PER SKATER

ADVANCED NOVICE WOMEN FREE SKATING

Rank	Name	Nation	Starting Number	Total Segment Score	Total Element Score	Total Program Component Score (factored)	Total Deductions									
1	Ornella MESSANA	ITA	29	68.44	37.55	30.89	0.00									
#	Executed Elements	Info	Base Value	GOE	J1	J2	J3	J4	J5	J6	J7	J8	J9	Bonus	Ref.	Scores of Panel
1	3Sb+2Ab+2T+SEQ	b	8.90	0.43	2	1	1	1	1					2.00		11.33
2	3Tb	b	4.20	-0.28	-1	0	-1	-1	1					1.00		4.92
3	3Lz		5.90	0.00	0	0	0	0	-1							5.90
4	FCSSp3		2.60	0.26	1	1	0	1	1							2.86
5	A		0.00	0.00	-	-	-	-	-							0.00
6	3Sq	q	4.30	-0.72	-2	-2	1	-1	-2							3.58
7	ChSq1		3.00	0.50	1	1	1	0	1							3.50
8	2Lz+2T		3.40	-0.07	-1	0	0	0	-1							3.33
9	CCoSp2V		1.88	0.25	1	0	1	2	2							2.13
			34.18													37.55
Program Components				Factor												
	Composition			2.13	4.75	4.50	5.50	5.00	5.00							4.92
	Presentation			2.13	3.50	4.25	4.75	4.75	4.50							4.50
	Skating Skills			2.13	5.50	4.75	5.00	5.00	5.25							5.08
	Judges Total Program Component Score (factored)															30.89
Deductions:																0.00
Rank	Name	Nation	Starting Number	Total Segment Score	Total Element Score	Total Program Component Score (factored)	Total Deductions									
2	Elena MARTINENGI	SUI	25	66.04	40.08	26.46	-0.50									
#	Executed Elements	Info	Base Value	GOE	J1	J2	J3	J4	J5	J6	J7	J8	J9	Bonus	Ref.	Scores of Panel
1	3Tb+1Eu+2S	b	6.00	0.42	1	1	1	1	1					1.00		7.42
2	3Fb	b	5.30	-0.88	-2	-1	-1	-2	-2					1.00		5.42
3	2Ab+2A+SEQ	b	6.60	0.33	1	1	0	1	1					1.00		7.93
4	CCoSp3		3.00	0.30	1	1	0	1	1							3.30
5	3Lo	F	4.90	-2.45	-5	-5	-5	-5	-5							2.45
6	3T		4.20	-0.28	-1	0	-1	-1	0							3.92
7	3S		4.30	-0.43	-1	0	-1	-1	-1							3.87
8	ChSq1		3.00	0.00	1	0	0	0	0							3.00
9	FSSp3		2.60	0.17	1	0	0	1	1							2.77
			39.90													40.08
Program Components				Factor												
	Composition			2.13	2.50	4.25	4.00	4.25	4.50							4.17
	Presentation			2.13	2.75	4.00	3.50	3.75	4.25							3.75
	Skating Skills			2.13	4.50	4.50	4.50	4.50	4.75							4.50
	Judges Total Program Component Score (factored)															26.46
Deductions:							Falls	-0.50	(1)							-0.50

JUDGES DETAILS PER SKATER

ADVANCED NOVICE WOMEN FREE SKATING

Rank	Name	Nation	Starting Number	Total Segment Score	Total Element Score	Total Program Component Score (factored)	Total Deductions									
3	Marina SEKULOVSKI	SUI	28	65.66	36.31	29.85	-0.50									
#	Executed Elements	Info	Base Value	GOE	J1	J2	J3	J4	J5	J6	J7	J8	J9	Bonus	Ref.	Scores of Panel
1	3Tb+2Ab+2T+SEQ	b	8.80	0.42	1	1	1	1	0					2.00		11.22
2	3Sq	F	4.30	-2.15	-5	-5	-5	-5	-5							2.15
3	2F		1.80	0.00	0	0	0	0	0							1.80
4	FSSp3		2.60	0.00	0	0	0	0	0							2.60
5	3T		4.20	0.14	0	0	1	1	0							4.34
6	2A+2T		4.60	0.33	1	1	1	1	1							4.93
7	ChSq1		3.00	0.67	1	0	2	2	1							3.67
8	2Lz		2.10	0.00	0	0	1	0	0							2.10
9	CCoSp3		3.00	0.50	2	1	1	2	2							3.50
			34.40													36.31
Program Components				Factor												
Composition				2.13	4.25	4.25	5.25	5.00	4.75				4.67			
Presentation				2.13	4.25	4.00	5.00	5.00	4.75				4.67			
Skating Skills				2.13	3.75	4.50	5.00	4.50	5.00				4.67			
Judges Total Program Component Score (factored)													29.85			
Deductions:		Falls			-0.50 (1)										-0.50	

Rank	Name	Nation	Starting Number	Total Segment Score	Total Element Score	Total Program Component Score (factored)	Total Deductions									
4	Vivienne Severine BLOECHLINGER	SUI	17	64.20	36.48	28.22	-0.50									
#	Executed Elements	Info	Base Value	GOE	J1	J2	J3	J4	J5	J6	J7	J8	J9	Bonus	Ref.	Scores of Panel
1	3S	F	4.30	-2.15	-5	-5	-5	-5	-5							2.15
2	3Sb+2T+2Lo	b	7.30	-0.14	0	0	-1	0	-1					1.00		8.16
3	3Tb	b	4.20	0.14	1	0	0	1	0					1.00		5.34
4	2Ab+2T	b	4.60	0.22	1	1	0	0	1					1.00		5.82
5	FSSp3		2.60	0.00	0	0	0	0	0							2.60
6	2A		3.30	0.33	1	2	1	1	1							3.63
7	2F		1.80	0.18	0	1	1	1	1							1.98
8	ChSq1		3.00	0.50	1	1	1	1	1							3.50
9	CCoSp3		3.00	0.30	1	1	1	1	1							3.30
			34.10													36.48
Program Components				Factor												
Composition				2.13	4.00	4.50	4.50	4.25	4.50				4.42			
Presentation				2.13	4.25	4.75	4.25	4.50	4.25				4.33			
Skating Skills				2.13	4.50	5.00	4.50	4.25	4.50				4.50			
Judges Total Program Component Score (factored)													28.22			
Deductions:		Falls			-0.50 (1)										-0.50	

JUDGES DETAILS PER SKATER

ADVANCED NOVICE WOMEN FREE SKATING

Rank	Name	Nation	Starting Number	Total Segment Score	Total Element Score	Total Program Component Score (factored)	Total Deductions									
5	Martina LUCCHI	ITA	20	64.02	36.51	27.51	0.00									
#	Executed Elements	Info	Base Value	GOE	J1	J2	J3	J4	J5	J6	J7	J8	J9	Bonus	Ref.	Scores of Panel
1	3Sb+2T	b	5.60	-1.15	-3	-2	-3	-3	-2					1.00		5.45
2	3Lzb	b	5.90	0.00	0	0	-1	0	0					1.00		6.90
3	2Lz+2Ab+2T+SEQ	b	6.70	0.22	1	1	-1	0	1					1.00		7.92
4	2A		3.30	0.33	1	2	0	1	1							3.63
5	FCSSp3		2.60	0.09	0	0	0	1	2							2.69
6	2Lz		2.10	0.14	1	1	0	0	1							2.24
7	2Lo		1.70	0.11	0	0	1	1	1							1.81
8	ChSq1		3.00	-0.33	-1	0	0	-1	-1							2.67
9	CCoSp3		3.00	0.20	1	1	0	0	1							3.20
			33.90													36.51
Program Components			Factor													
Composition			2.13	4.50	4.50	4.25	4.25	4.75								4.42
Presentation			2.13	4.75	4.50	3.50	3.75	4.50								4.25
Skating Skills			2.13	4.00	4.75	4.00	4.00	4.75								4.25
Judges Total Program Component Score (factored)																27.51
Deductions:																0.00

Rank	Name	Nation	Starting Number	Total Segment Score	Total Element Score	Total Program Component Score (factored)	Total Deductions									
6	Nicole de ROSA	ITA	8	62.76	37.54	25.22	0.00									
#	Executed Elements	Info	Base Value	GOE	J1	J2	J3	J4	J5	J6	J7	J8	J9	Bonus	Ref.	Scores of Panel
1	3Sb+2T	b	5.60	0.43	1	1	1	1	1					1.00		7.03
2	3Tb	b	4.20	0.14	1	1	0	0	0					1.00		5.34
3	3S		4.30	-1.43	-5	-4	-3	-3	-1							2.87
4	2Ab	b	3.30	0.55	2	2	1	1	2					1.00		4.85
5	2A		3.30	0.44	2	2	0	1	1							3.74
6	2Lz+2T+2Lo<	<	4.76	-0.42	-2	-2	-2	-2	-3							4.34
7	CCoSp3		3.00	0.10	1	0	0	0	1							3.10
8	ChSq1		3.00	0.50	1	1	0	1	1							3.50
9	FCSSp3		2.60	0.17	1	1	-1	1	0							2.77
			34.06													37.54
Program Components			Factor													
Composition			2.13	3.75	4.50	2.75	2.75	4.50								3.67
Presentation			2.13	3.75	4.75	2.50	3.25	4.25								3.75
Skating Skills			2.13	4.75	5.00	3.25	4.00	4.50								4.42
Judges Total Program Component Score (factored)																25.22
Deductions:																0.00

JUDGES DETAILS PER SKATER

ADVANCED NOVICE WOMEN FREE SKATING

Rank	Name	Nation	Starting Number	Total Segment Score	Total Element Score	Total Program Component Score (factored)	Total Deductions									
7	Zoe VIDRAI-SOLTESZ	HUN	24	60.86	35.60	26.26	-1.00									
#	Executed Elements	Info	Base Value	GOE	J1	J2	J3	J4	J5	J6	J7	J8	J9	Bonus	Ref.	Scores of Panel
1	3Sb+2A<+2T+SEQ	<	8.24	-1.15	-4	-2	-3	-2	-3					1.00		8.09
2	3Fq	F	5.30	-2.65	-5	-5	-5	-5	-5							2.65
3	2Ab	b	3.30	-0.22	-1	0	-1	0	-1					1.00		4.08
4	FSSp1		2.00	0.07	-1	0	1	1	0							2.07
5	3S		4.30	0.00	0	0	1	0	0							4.30
6	ChSq1		3.00	0.33	1	0	1	1	0							3.33
7	3T<	F	3.36	-1.68	-5	-5	-5	-5	-5							1.68
8	3Tb+2T	b	5.50	0.00	0	0	0	0	-1					1.00		6.50
9	CCoSp3		3.00	-0.10	-1	-1	0	0	1							2.90
			38.00													35.60
Program Components				Factor												
Composition				2.13	2.25	3.50	4.75	4.75	4.50					4.25		
Presentation				2.13	3.50	3.50	4.25	4.50	4.25					4.00		
Skating Skills				2.13	2.75	3.75	4.25	4.25	4.50					4.08		
Judges Total Program Component Score (factored)													26.26			
Deductions:		Falls			-1.00 (2)									-1.00		

Rank	Name	Nation	Starting Number	Total Segment Score	Total Element Score	Total Program Component Score (factored)	Total Deductions									
8	Minea MONTONEN	FIN	31	59.86	30.37	29.99	-0.50									
#	Executed Elements	Info	Base Value	GOE	J1	J2	J3	J4	J5	J6	J7	J8	J9	Bonus	Ref.	Scores of Panel
1	3Tb+2T	b	5.50	-0.42	-1	-1	-1	-1	-1					1.00		6.08
2	1S		0.40	-0.03	-1	-1	0	0	-1							0.37
3	3T		4.20	0.42	1	1	1	1	1							4.62
4	CCoSp3		3.00	0.40	1	1	1	2	2							3.40
5	ChSq1		3.00	0.00	1	0	0	0	0							3.00
6	3S<	F	3.44	-1.72	-5	-5	-5	-5	-5							1.72
7	2Ab	b	3.30	0.00	0	-1	0	1	0					1.00		4.30
8	2F+1A+2T+SEQ		4.20	-0.18	-1	-1	0	-1	-1							4.02
9	FSSp3		2.60	0.26	1	1	1	1	1							2.86
			29.64													30.37
Program Components				Factor												
Composition				2.13	4.50	4.00	4.75	4.75	5.50					4.67		
Presentation				2.13	4.00	3.75	4.50	4.50	4.75					4.33		
Skating Skills				2.13	5.25	4.50	5.00	5.00	5.25					5.08		
Judges Total Program Component Score (factored)													29.99			
Deductions:		Falls			-0.50 (1)									-0.50		

JUDGES DETAILS PER SKATER

ADVANCED NOVICE WOMEN FREE SKATING

Rank	Name	Nation	Starting Number	Total Segment Score	Total Element Score	Total Program Component Score (factored)	Total Deductions									
9	Martina SANTIA	ITA	30	58.67	31.29	27.88	-0.50									
#	Executed Elements	Info	Base Value	GOE	J1	J2	J3	J4	J5	J6	J7	J8	J9	Bonus	Ref.	Scores of Panel
1	3Sb+2T+2Lo	b	7.30	-1.58	-5	-4	-3	-4	-3					1.00		6.72
2	3S	F	4.30	-2.15	-5	-5	-5	-5	-5							2.15
3	3Lob+2T	b	6.20	-1.47	-4	-3	-3	-3	-3					1.00		5.73
4	3Lo		4.90	0.00	0	0	1	0	0							4.90
5	2A<	<	2.64	-1.06	-5	-4	-4	-4	-4							1.58
6	FCSSp3		2.60	0.26	1	0	1	1	1							2.86
7	2Lz		2.10	0.07	0	0	1	1	0							2.17
8	ChSq1		3.00	0.17	0	0	1	1	0							3.17
9	CCoSp2V		1.88	0.13	0	0	1	1	1							2.01
			34.92													31.29
Program Components				Factor												
Composition				2.13	3.75	4.00	5.00	4.75	4.50					4.42		
Presentation				2.13	4.00	3.75	4.25	4.50	4.25					4.17		
Skating Skills				2.13	4.25	4.25	4.75	4.75	4.50					4.50		
Judges Total Program Component Score (factored)													27.88			
Deductions:		Falls				-0.50	(1)								-0.50	

Rank	Name	Nation	Starting Number	Total Segment Score	Total Element Score	Total Program Component Score (factored)	Total Deductions									
10	Eles NAMAZALIEVA	AUT	26	58.50	30.26	28.74	-0.50									
#	Executed Elements	Info	Base Value	GOE	J1	J2	J3	J4	J5	J6	J7	J8	J9	Bonus	Ref.	Scores of Panel
1	3Sb	b	4.30	0.43	1	1	1	1	0					1.00		5.73
2	2Lz		2.10	0.21	1	1	1	0	1							2.31
3	CCoSp3		3.00	0.60	2	2	2	1	2							3.60
4	2A<	F	2.64	-1.32	-5	-5	-5	-5	-5							1.32
5	2Ab+1Eu+2S	b	5.10	-0.33	-1	-1	-1	-1	-1					1.00		5.77
6	2F+2T		3.10	0.00	0	0	0	0	1							3.10
7	2Lz		2.10	0.14	1	0	1	0	1							2.24
8	FCSSp3		2.60	0.09	0	0	0	1	1							2.69
9	ChSq1		3.00	0.50	2	1	1	1	1							3.50
			27.94													30.26
Program Components				Factor												
Composition				2.13	4.50	4.50	5.00	4.75	4.50					4.58		
Presentation				2.13	4.25	4.50	4.75	4.25	4.25					4.33		
Skating Skills				2.13	4.25	4.75	4.75	4.50	4.50					4.58		
Judges Total Program Component Score (factored)													28.74			
Deductions:		Falls				-0.50	(1)								-0.50	

JUDGES DETAILS PER SKATER

ADVANCED NOVICE WOMEN FREE SKATING

Rank	Name	Nation	Starting Number	Total Segment Score	Total Element Score	Total Program Component Score (factored)	Total Deductions										
11	Leyla TOSUN	GER	27	57.71	29.67	28.04	0.00										
#	Executed Elements	Info	Base Value	GOE	J1	J2	J3	J4	J5	J6	J7	J8	J9	Bonus	Ref.	Scores of Panel	
1	2Ab	b	3.30	0.44	2	1	1	2	1					1.00		4.74	
2	3Sb	b	4.30	-1.72	-4	-4	-4	-4	-4					1.00		3.58	
3	2Lz!+1A+2T+SEQ	!	4.50	-0.21	0	-1	-1	-1	-1							4.29	
4	FCSSp3		2.60	-0.09	0	-1	-1	0	1							2.51	
5	ChSq1		3.00	0.33	1	0	0	1	1							3.33	
6	2F		1.80	0.00	0	0	0	1	0							1.80	
7	2A		3.30	0.33	2	1	1	1	1							3.63	
8	2Lz+2T		3.40	-0.21	-1	-1	-1	-2	-1							3.19	
9	CCoSp3		3.00	-0.40	-1	-2	-1	-2	1							2.60	
			29.20													29.67	
Program Components				Factor													
Composition				2.13	4.00	3.75	4.50	4.75	4.75								4.42
Presentation				2.13	4.25	4.00	4.25	4.50	4.50								4.33
Skating Skills				2.13	4.25	4.50	4.00	4.50	4.75								4.42
Judges Total Program Component Score (factored)													28.04				
Deductions:														0.00			

Rank	Name	Nation	Starting Number	Total Segment Score	Total Element Score	Total Program Component Score (factored)	Total Deductions										
12	Lea Marie CASTLUNGER	ITA	21	57.43	30.11	27.32	0.00										
#	Executed Elements	Info	Base Value	GOE	J1	J2	J3	J4	J5	J6	J7	J8	J9	Bonus	Ref.	Scores of Panel	
1	2Ab	b	3.30	0.33	1	1	0	1	1					1.00		4.63	
2	2Lz+2T+2T		4.70	0.00	0	0	0	0	0							4.70	
3	3Sb	b	4.30	-0.72	-1	-2	-2	-2	-1					1.00		4.58	
4	FCSSp2		2.30	-0.31	0	-1	-1	-2	-2							1.99	
5	2F+2Lo		3.50	0.00	0	0	0	0	1							3.50	
6	ChSq1		3.00	0.17	-2	0	1	0	1							3.17	
7	2A		3.30	-0.44	-2	-2	-1	-1	-1							2.86	
8	2F		1.80	0.18	1	1	1	1	1							1.98	
9	CCoSp3		3.00	-0.30	0	-1	-2	-1	-1							2.70	
			29.20													30.11	
Program Components				Factor													
Composition				2.13	3.75	4.50	5.00	4.25	4.25								4.33
Presentation				2.13	4.00	4.25	4.50	4.00	4.00								4.08
Skating Skills				2.13	3.75	4.75	4.75	4.25	4.25								4.42
Judges Total Program Component Score (factored)													27.32				
Deductions:														0.00			

JUDGES DETAILS PER SKATER

ADVANCED NOVICE WOMEN FREE SKATING

Rank	Name	Nation	Starting Number	Total Segment Score	Total Element Score	Total Program Component Score (factored)	Total Deductions										
13	Helmi SAXLUND	FIN	22	56.96	31.18	26.28	-0.50										
#	Executed Elements	Info	Base Value	GOE	J1	J2	J3	J4	J5	J6	J7	J8	J9	Bonus	Ref.	Scores of Panel	
1	3Sb+2T	b	5.60	0.00	0	1	0	0	0					1.00		6.60	
2	2Ab	b	3.30	-0.33	-1	-2	-1	-1	-1					1.00		3.97	
3	3S<	F	3.44	-1.72	-5	-5	-5	-5	-5							1.72	
4	2A+2T+2Lo		6.30	0.00	0	0	-1	0	0							6.30	
5	FSSp3		2.60	0.09	0	0	-1	1	1							2.69	
6	ChSq1		3.00	0.00	0	0	0	0	0							3.00	
7	2Lz		2.10	0.00	0	0	0	0	0							2.10	
8	2F		1.80	0.00	0	0	0	0	0							1.80	
9	CCoSp3		3.00	0.00	0	-1	0	0	1							3.00	
			31.14													31.18	
Program Components				Factor													
Composition				2.13	3.75	4.00	4.00	4.50	4.50								4.17
Presentation				2.13	4.00	3.75	3.75	4.25	4.25								4.00
Skating Skills				2.13	4.00	4.25	3.75	4.25	4.50								4.17
Judges Total Program Component Score (factored)													26.28				
Deductions:				Falls -0.50 (1)									-0.50				

Rank	Name	Nation	Starting Number	Total Segment Score	Total Element Score	Total Program Component Score (factored)	Total Deductions										
14	Latifa DAVLETYAROVA	UZB	19	54.95	26.91	28.04	0.00										
#	Executed Elements	Info	Base Value	GOE	J1	J2	J3	J4	J5	J6	J7	J8	J9	Bonus	Ref.	Scores of Panel	
1	2Aqb	b	3.30	-0.66	-2	-2	-2	-2	-3					1.00		3.64	
2	2A<+2T	<	3.94	-0.79	-3	-3	-2	-3	-3							3.15	
3	2Lz		2.10	0.00	0	-2	0	0	1							2.10	
4	CCoSp3		3.00	0.30	1	2	1	1	1							3.30	
5	2F		1.80	0.12	0	1	1	0	1							1.92	
6	2Lz+1Eu+2F		4.40	0.00	0	0	1	0	0							4.40	
7	2Lo		1.70	0.17	1	1	0	1	1							1.87	
8	ChSq1		3.00	0.67	0	1	2	2	1							3.67	
9	FCSSp3		2.60	0.26	1	1	1	2	1							2.86	
			25.84													26.91	
Program Components				Factor													
Composition				2.13	4.00	4.75	4.75	4.50	4.25								4.50
Presentation				2.13	4.25	5.00	4.75	4.75	4.25								4.58
Skating Skills				2.13	3.75	4.75	4.00	4.25	4.00								4.08
Judges Total Program Component Score (factored)													28.04				
Deductions:													0.00				

JUDGES DETAILS PER SKATER

ADVANCED NOVICE WOMEN FREE SKATING

Rank	Name	Nation	Starting Number	Total Segment Score	Total Element Score	Total Program Component Score (factored)	Total Deductions									
15	Ella SYRJA	FIN	12	53.12	28.96	24.16	0.00									
#	Executed Elements	Info	Base Value	GOE	J1	J2	J3	J4	J5	J6	J7	J8	J9	Bonus	Ref.	Scores of Panel
1	2Ab+2T+2Lo	b	6.30	-0.11	-1	-1	0	0	0					1.00		7.19
2	2F		1.80	0.00	0	0	0	1	0							1.80
3	3Sb+2T	b	5.60	-0.14	0	0	-1	0	-1					1.00		6.46
4	CCoSp3		3.00	0.30	1	1	0	1	1							3.30
5	3S<<	<<	1.30	-0.61	-5	-5	-4	-4	-5							0.69
6	ChSq1		3.00	0.00	1	0	0	0	0							3.00
7	2A		3.30	-1.43	-4	-5	-5	-4	-4							1.87
8	2Lz		2.10	0.21	1	1	1	1	1							2.31
9	FSSp3		2.60	-0.26	0	-1	-1	-1	-1							2.34
			29.00													28.96
Program Components				Factor												
Composition				2.13	3.75	4.00	3.50	3.75	3.50	3.75					3.75	
Presentation				2.13	3.75	4.25	3.75	3.50	3.50					3.67		
Skating Skills				2.13	4.25	4.50	3.00	3.75	3.75					3.92		
Judges Total Program Component Score (factored)													24.16			
Deductions:														0.00		

Rank	Name	Nation	Starting Number	Total Segment Score	Total Element Score	Total Program Component Score (factored)	Total Deductions									
16	Tereza HAVRANKOVA	CZE	10	52.42	29.12	23.80	-0.50									
#	Executed Elements	Info	Base Value	GOE	J1	J2	J3	J4	J5	J6	J7	J8	J9	Bonus	Ref.	Scores of Panel
1	2Lo		1.70	0.11	1	1	0	1	0							1.81
2	2T+2T		2.60	-0.09	-1	-1	0	-1	0							2.51
3	2Lo+2A+SEQ	F	5.00	-1.65	-5	-5	-5	-5	-5							3.35
4	3Sb	b	4.30	0.00	0	1	0	0	-1					1.00		5.30
5	CCoSp3		3.00	0.00	-1	-1	0	1	1							3.00
6	3Lob	b	4.90	-0.49	-1	-1	-1	-1	-1					1.00		5.41
7	ChSq1		3.00	0.17	1	0	1	0	0							3.17
8	2F		1.80	0.06	1	0	0	1	0							1.86
9	FCSp3		2.80	-0.09	1	-1	0	0	-1							2.71
			29.10													29.12
Program Components				Factor												
Composition				2.13	4.25	3.75	3.75	3.75	3.75	3.25					3.75	
Presentation				2.13	4.00	3.50	3.75	3.75	3.00					3.67		
Skating Skills				2.13	4.25	4.25	3.25	3.50	3.50					3.75		
Judges Total Program Component Score (factored)													23.80			
Deductions:							Falls -0.50 (1)							-0.50		

JUDGES DETAILS PER SKATER

ADVANCED NOVICE WOMEN FREE SKATING

Rank	Name	Nation	Starting Number	Total Segment Score	Total Element Score	Total Program Component Score (factored)	Total Deductions								
17	Emily BOSCARO	ITA	16	50.33	24.04	26.79	-0.50								
#	Executed Elements	Info	Base Value	GOE	J1	J2	J3	J4	J5	J6	J7	J8	J9	Ref.	Scores of Panel
1	2A<	F	2.64	-1.32	-5	-5	-5	-5	-5						1.32
2	2Lz+2T+2Lo<	<	4.76	-0.42	-2	-2	-2	-1	-2						4.34
3	3F<+2A<+SEQ	<	6.88	-1.70	-4	-4	-4	-3	-4						5.18
4	2S		1.30	-0.39	-3	-4	-3	-3	-3						0.91
5	2F		1.80	0.00	1	0	0	0	-2						1.80
6	FSSp3		2.60	-0.35	-1	-2	-1	-1	-2						2.25
7	2Lz		2.10	0.14	1	1	0	1	0						2.24
8	ChSq1		3.00	0.50	1	1	1	0	1						3.50
9	CCoSp3		3.00	-0.50	0	-2	-1	-2	-2						2.50
			28.08												24.04
Program Components				Factor											
Composition				2.13	4.75	4.25	4.25	3.75	4.50						4.33
Presentation				2.13	4.50	4.00	4.00	3.75	4.50						4.17
Skating Skills				2.13	4.00	4.50	3.75	4.00	4.25						4.08
Judges Total Program Component Score (factored)														26.79	
Deductions:				Falls -0.50 (1)										-0.50	

Rank	Name	Nation	Starting Number	Total Segment Score	Total Element Score	Total Program Component Score (factored)	Total Deductions									
18	Maria DELVAI	ITA	5	49.76	27.21	22.55	0.00									
#	Executed Elements	Info	Base Value	GOE	J1	J2	J3	J4	J5	J6	J7	J8	J9	Bonus	Ref.	Scores of Panel
1	2Ab	b	3.30	0.33	1	1	1	1	1					1.00	4.63	
2	3Tqb	b	4.20	-0.84	-2	-2	-2	-2	-2					1.00	4.36	
3	2Lo		1.70	0.00	0	0	0	0	0						1.70	
4	CCoSp3		3.00	-0.30	0	-1	-1	-2	-1						2.70	
5	2A		3.30	-0.22	0	0	-1	-1	-1						3.08	
6	2F+2T+1A+SEQ		4.20	0.00	0	0	0	1	0						4.20	
7	ChSq1		3.00	-0.33	-1	0	0	-1	-1						2.67	
8	2F+2T<<	<<	2.20	-0.84	-5	-5	-4	-3	-5						1.36	
9	FSSp3		2.60	-0.09	1	-1	-1	0	0						2.51	
			27.50												27.21	
Program Components				Factor												
Composition				2.13	3.75	3.50	3.00	3.00	3.75						3.42	
Presentation				2.13	4.00	3.25	3.00	3.50	3.50						3.42	
Skating Skills				2.13	4.50	3.75	2.75	3.75	3.75						3.75	
Judges Total Program Component Score (factored)														22.55		
Deductions:														0.00		

JUDGES DETAILS PER SKATER

ADVANCED NOVICE WOMEN FREE SKATING

Rank	Name	Nation	Starting Number	Total Segment Score	Total Element Score	Total Program Component Score (factored)	Total Deductions									
19	Elena VERCELLOTTI	ITA	15	47.56	23.25	24.31	0.00									
#	Executed Elements	Info	Base Value	GOE	J1	J2	J3	J4	J5	J6	J7	J8	J9	Ref.	Scores of Panel	
1	2Lz+2T+2T		4.70	0.21	0	1	1	1	1						4.91	
2	3S<<	<<	1.30	-0.56	-5	-4	-4	-4	-5						0.74	
3	2A<<	<<	1.10	-0.44	-4	-4	-4	-4	-5						0.66	
4	2Lz		2.10	0.14	1	1	1	0	0						2.24	
5	CCoSp3		3.00	0.30	0	1	1	1	1						3.30	
6	ChSq1		3.00	0.50	0	1	1	1	1						3.50	
7	2F+2Lo		3.50	0.00	0	0	0	0	1						3.50	
8	2F		1.80	0.00	0	0	0	0	0						1.80	
9	FCSSp3		2.60	0.00	0	0	0	0	-1						2.60	
			23.10												23.25	
Program Components				Factor												
Composition				2.13	3.25	4.00	4.50	4.00	3.50							3.83
Presentation				2.13	3.50	4.25	4.25	3.75	3.00							3.83
Skating Skills				2.13	3.75	4.25	4.00	3.50	3.25							3.75
Judges Total Program Component Score (factored)															24.31	
Deductions:															0.00	

Rank	Name	Nation	Starting Number	Total Segment Score	Total Element Score	Total Program Component Score (factored)	Total Deductions									
20	Natascha SEEBACHER	ITA	13	46.68	22.54	24.14	0.00									
#	Executed Elements	Info	Base Value	GOE	J1	J2	J3	J4	J5	J6	J7	J8	J9	Ref.	Scores of Panel	
1	1A		1.10	0.07	2	0	1	1	0						1.17	
2	2Lo		1.70	0.00	0	0	0	0	0						1.70	
3	2Lz+2Loq+2T	q	5.10	-0.49	-2	-2	-3	-2	-3						4.61	
4	2F+2T		3.10	0.00	0	0	0	0	0						3.10	
5	FCCSp2		2.30	-0.31	0	-2	-1	-2	-1						1.99	
6	2Lz		2.10	0.00	0	0	1	0	0						2.10	
7	ChSq1		3.00	0.17	1	1	0	0	-1						3.17	
8	2F		1.80	0.00	0	0	1	0	-1						1.80	
9	CCoSp3		3.00	-0.10	0	-1	0	-1	1						2.90	
			23.20												22.54	
Program Components				Factor												
Composition				2.13	3.75	3.75	4.00	3.75	3.50							3.75
Presentation				2.13	4.25	3.50	4.00	4.00	3.50							3.83
Skating Skills				2.13	3.75	3.75	3.75	3.75	3.25							3.75
Judges Total Program Component Score (factored)															24.14	
Deductions:															0.00	

JUDGES DETAILS PER SKATER

ADVANCED NOVICE WOMEN FREE SKATING

Rank	Name	Nation	Starting Number	Total Segment Score	Total Element Score	Total Program Component Score (factored)	Total Deductions								
21	Rebecca LO CASCIO	ITA	18	46.51	23.04	23.97	-0.50								
#	Executed Elements	Info	Base Value	GOE	J1	J2	J3	J4	J5	J6	J7	J8	J9	Ref.	Scores of Panel
1	3Lo<	F	3.92	-1.96	-5	-5	-5	-5	-5						1.96
2	2A<	<	2.64	-0.53	-2	-2	-2	-2	-4						2.11
3	FCSSp3		2.60	0.00	0	0	0	0	-1						2.60
4	3S<<	<<	1.30	-0.43	-3	-4	-3	-3	-4						0.87
5	2F+2T		3.10	-0.06	-1	-1	0	0	0						3.04
6	2Lz+1A+2T+SEQ		4.50	-0.14	0	-1	-1	-1	0						4.36
7	2Lz		2.10	0.00	0	0	0	1	0						2.10
8	CCoSp3		3.00	0.00	0	-1	0	1	0						3.00
9	ChSq1		3.00	0.00	0	0	0	0	0						3.00
			26.16												23.04
Program Components				Factor											
Composition				2.13	3.50	3.50	4.00	4.25	3.75					3.75	
Presentation				2.13	3.50	3.50	4.00	4.00	3.50					3.67	
Skating Skills				2.13	3.75	3.75	4.25	4.00	3.75					3.83	
Judges Total Program Component Score (factored)													23.97		
Deductions:				Falls	-0.50 (1)									-0.50	

Rank	Name	Nation	Starting Number	Total Segment Score	Total Element Score	Total Program Component Score (factored)	Total Deductions									
22	Giulia BELLINO	ITA	14	45.71	22.75	23.46	-0.50									
#	Executed Elements	Info	Base Value	GOE	J1	J2	J3	J4	J5	J6	J7	J8	J9	Ref.	Scores of Panel	
1	2A<	F	2.64	-1.32	-5	-5	-5	-5	-5						1.32	
2	3S<<	<<	1.30	-0.48	-4	-4	-3	-3	-5						0.82	
3	2Lo		1.70	0.06	0	1	0	1	0						1.76	
4	2F+2Lo+1A+SEQ		4.60	0.06	1	0	0	0	1						4.66	
5	CCoSp3		3.00	0.00	0	0	-1	0	1						3.00	
6	2Lz+2T		3.40	0.00	0	0	0	0	0						3.40	
7	FSSp3		2.60	0.09	1	0	0	0	1						2.69	
8	2Lz		2.10	0.00	1	0	0	0	0						2.10	
9	ChSq1		3.00	0.00	-1	1	0	0	0						3.00	
			24.34												22.75	
Program Components				Factor												
Composition				2.13	3.25	4.00	3.75	3.75	3.50	3.50					3.67	
Presentation				2.13	4.00	3.75	3.75	3.50	3.00					3.67		
Skating Skills				2.13	4.00	4.25	3.50	3.50	3.50					3.67		
Judges Total Program Component Score (factored)													23.46			
Deductions:				Falls	-0.50 (1)									-0.50		

JUDGES DETAILS PER SKATER

ADVANCED NOVICE WOMEN FREE SKATING

Rank	Name	Nation	Starting Number	Total Segment Score	Total Element Score	Total Program Component Score (factored)	Total Deductions										
23	Ilenia BOSCHETTI	ITA	11	44.71	23.37	21.84	-0.50										
#	Executed Elements	Info	Base Value	GOE	J1	J2	J3	J4	J5	J6	J7	J8	J9	Bonus	Ref.	Scores of Panel	
1	3S	F	4.30	-2.15	-5	-5	-5	-5	-5							2.15	
2	2Lz+2Lo+1T		4.20	-0.21	-2	-1	-1	-1	-1							3.99	
3	2Ab+2T	b	4.60	-0.22	0	-1	-1	0	-1					1.00		5.38	
4	2A		3.30	-0.33	-1	-2	0	-1	-1							2.97	
5	FCSSp2V		1.73	-0.75	-5	-4	-4	-5	-4							0.98	
6	ChSq1		3.00	-0.50	-1	-1	-1	-1	0							2.50	
7	2Lz		2.10	0.00	0	0	0	0	0							2.10	
8	2F		1.80	0.00	0	0	0	0	0							1.80	
9	CCoSp2V		1.88	-0.38	-3	-4	-1	-2	-1							1.50	
			26.91													23.37	
Program Components				Factor													
Composition				2.13	3.50	3.50	3.25	3.50	3.50								3.50
Presentation				2.13	3.50	3.25	3.00	3.25	3.25								3.25
Skating Skills				2.13	4.00	3.75	3.00	3.50	3.25								3.50
Judges Total Program Component Score (factored)													21.84				
Deductions:				Falls -0.50 (1)									-0.50				

Rank	Name	Nation	Starting Number	Total Segment Score	Total Element Score	Total Program Component Score (factored)	Total Deductions										
24	Mia Andersson LEONARDO	ITA	4	43.91	23.32	20.59	0.00										
#	Executed Elements	Info	Base Value	GOE	J1	J2	J3	J4	J5	J6	J7	J8	J9	Bonus	Ref.	Scores of Panel	
1	2F+1A+2Lo+SEQ		4.60	0.00	0	0	-1	0	0							4.60	
2	2Aqb	b	3.30	-1.65	-5	-5	-5	-5	-5					1.00		2.65	
3			0.00	0.00	-	-	-	-	-							0.00	
4	2Lz+2T<	<	3.14	-0.84	-5	-4	-4	-4	-4							2.30	
5	FCSSp3		2.60	-0.43	-2	-3	-1	-1	-2							2.17	
6	2Lz!	!	2.10	-0.63	-3	-3	-3	-3	-1							1.47	
7	2F		1.80	0.00	0	0	-1	0	0							1.80	
8	ChSq1		3.00	0.33	1	1	0	0	1							3.33	
9	2Lo		1.70	0.00	0	0	0	0	0							1.70	
10	CCoSp3		3.00	0.30	1	1	0	1	1							3.30	
			25.24													23.32	
Program Components				Factor													
Composition				2.13	3.25	3.50	3.25	3.50	3.50								3.42
Presentation				2.13	2.50	3.00	2.75	3.50	3.25								3.00
Skating Skills				2.13	2.75	3.25	3.25	3.25	3.50								3.25
Judges Total Program Component Score (factored)													20.59				
Deductions:													0.00				

JUDGES DETAILS PER SKATER

ADVANCED NOVICE WOMEN FREE SKATING

Rank	Name	Nation	Starting Number	Total Segment Score	Total Element Score	Total Program Component Score (factored)	Total Deductions									
25	Linda VARESCO	ITA	7	42.89	21.89	22.00	-1.00									
#	Executed Elements	Info	Base Value	GOE	J1	J2	J3	J4	J5	J6	J7	J8	J9	Bonus	Ref.	Scores of Panel
1	2Ab	b	3.30	0.11	2	1	0	0	0					1.00		4.41
2	3S<	F	3.44	-1.72	-5	-5	-5	-5	-5							1.72
3	2A<	F	2.64	-1.32	-5	-5	-5	-5	-5							1.32
4	2Lz		2.10	-0.63	-4	-3	-3	-3	-2							1.47
5	FCSSp3		2.60	-0.09	0	0	-2	-1	0							2.51
6	2Lz+2T		3.40	-0.21	-1	-1	-1	-1	-1							3.19
7	2F		1.80	-0.06	0	0	-1	0	-1							1.74
8	ChSq1		3.00	-0.17	0	0	-1	-1	0							2.83
9	CCoSp3		3.00	-0.30	1	-2	-1	-1	-1							2.70
			25.28													21.89
Program Components				Factor												
Composition				2.13	3.75	3.25	3.25	3.50	3.50				3.42			
Presentation				2.13	3.50	3.25	2.50	3.25	3.50				3.33			
Skating Skills				2.13	4.25	3.50	3.00	3.50	3.75				3.58			
Judges Total Program Component Score (factored)													22.00			
Deductions:		Falls			-1.00 (2)									-1.00		

Rank	Name	Nation	Starting Number	Total Segment Score	Total Element Score	Total Program Component Score (factored)	Total Deductions								
26	Arianna METOPE	ITA	2	42.67	21.30	22.37	-1.00								
#	Executed Elements	Info	Base Value	GOE	J1	J2	J3	J4	J5	J6	J7	J8	J9	Ref.	Scores of Panel
1	2A<	<	2.64	-0.88	-4	-4	-2	-3	-3						1.76
2	3S<	F	3.44	-1.72	-5	-5	-5	-5	-5						1.72
3	CCoSp3		3.00	0.00	0	-2	0	0	1						3.00
4	2Lz+1Eu+2S		3.90	-0.21	-1	-1	-1	0	-1						3.69
5	2F+2Loq	q	3.50	-0.36	-2	-2	-3	-1	-2						3.14
6	ChSq1		3.00	0.17	1	0	0	1	-1						3.17
7	2F		1.80	-0.54	-5	-3	-3	-3	-3						1.26
8	2Lz	F	2.10	-1.05	-5	-5	-5	-5	-5						1.05
9	FCSSp3		2.60	-0.09	0	1	-1	0	-1						2.51
			25.98												21.30
Program Components				Factor											
Composition				2.13	4.25	3.75	3.25	3.50	3.50				3.58		
Presentation				2.13	4.00	3.50	2.75	3.00	3.25				3.25		
Skating Skills				2.13	3.75	3.75	3.50	3.75	3.50				3.67		
Judges Total Program Component Score (factored)													22.37		
Deductions:		Falls			-1.00 (2)									-1.00	

JUDGES DETAILS PER SKATER

ADVANCED NOVICE WOMEN FREE SKATING

Rank	Name	Nation	Starting Number	Total Segment Score	Total Element Score	Total Program Component Score (factored)	Total Deductions								
27	Alice PIZZININI	ITA	9	41.42	19.59	21.83	0.00								
#	Executed Elements	Info	Base Value	GOE	J1	J2	J3	J4	J5	J6	J7	J8	J9	Ref.	Scores of Panel
1	1A		1.10	0.04	0	1	0	1	0						1.14
2	2Lze+2T	e	2.98	-0.73	-5	-4	-5	-4	-4						2.25
3	FCSp3		2.80	-0.37	-1	-1	-2	-2	0						2.43
4	1F		0.50	-0.03	-1	0	0	-1	-1						0.47
5	2Lo		1.70	-0.51	-4	-3	-3	-3	-3						1.19
6	2F+2T+1A+SEQ		4.20	-0.18	-1	-1	-1	0	-1						4.02
7	2Lz!	!	2.10	-0.21	-2	-1	-1	-1	-1						1.89
8	ChSq1		3.00	0.00	0	0	0	-1	0						3.00
9	CCoSp3		3.00	0.20	0	1	0	1	1						3.20
			21.38												19.59
Program Components				Factor											
	Composition			2.13	3.50	3.50	3.50	3.25	3.50						3.50
	Presentation			2.13	3.25	3.25	3.50	3.50	3.00						3.33
	Skating Skills			2.13	3.75	3.50	3.00	3.25	3.50						3.42
	Judges Total Program Component Score (factored)														21.83
Deductions:															0.00
Rank	Name	Nation	Starting Number	Total Segment Score	Total Element Score	Total Program Component Score (factored)	Total Deductions								
28	Sofia ORRÙ	ITA	23	40.80	18.65	24.15	-2.00								
#	Executed Elements	Info	Base Value	GOE	J1	J2	J3	J4	J5	J6	J7	J8	J9	Ref.	Scores of Panel
1	2Aq	F	3.30	-1.65	-5	-5	-5	-5	-5						1.65
2	2S	F	1.30	-0.65	-5	-5	-5	-5	-5						0.65
3	2Lz!+1Eu+2F	F	4.40	-1.05	-5	-5	-5	-5	-5						3.35
4	FCCSp2		2.30	-0.61	-3	-3	-1	-2	-4						1.69
5	2A<	F	2.64	-1.32	-5	-5	-5	-5	-5						1.32
6	2F+2Tq	q	3.10	-0.60	-4	-3	-3	-3	-4						2.50
7	ChSq1		3.00	0.50	1	0	1	1	1						3.50
8	2Lz!	!	2.10	-0.21	-1	0	-1	-1	-1						1.89
9	CCoSp3V		2.25	-0.15	-3	0	-1	-1	1						2.10
			24.39												18.65
Program Components				Factor											
	Composition			2.13	4.00	3.50	4.25	3.75	4.25						4.00
	Presentation			2.13	2.00	3.25	4.25	3.00	4.00						3.42
	Skating Skills			2.13	3.50	3.75	4.00	4.00	4.00						3.92
	Judges Total Program Component Score (factored)														24.15
Deductions:							Falls	-2.00	(4)						-2.00

JUDGES DETAILS PER SKATER

ADVANCED NOVICE WOMEN FREE SKATING

Rank	Name	Nation	Starting Number	Total Segment Score	Total Element Score	Total Program Component Score (factored)	Total Deductions								
29	Florina VIEHHAUSER	AUT	3	37.17	18.16	19.51	-0.50								
#	Executed Elements	Info	Base Value	GOE	J1	J2	J3	J4	J5	J6	J7	J8	J9	Ref.	Scores of Panel
1	2Lz+1A+SEQ		3.20	0.07	1	1	0	0	0						3.27
2	2Lz		2.10	0.07	1	0	0	1	0						2.17
3	FCSSp2		2.30	-0.23	0	-1	-1	-1	-1						2.07
4	2Fe	e	1.44	-0.58	-4	-4	-3	-4	-4						0.86
5	1A+1Eu+2S<	F	2.64	-0.55	-5	-5	-5	-5	-5						2.09
6	CCoSp3		3.00	-0.30	-1	-1	-2	-1	0						2.70
7	2S		1.30	0.00	0	0	0	0	0						1.30
8	ChSq1		3.00	-1.00	-3	0	-2	-2	-2						2.00
9	2Lo		1.70	0.00	0	0	0	0	0						1.70
			20.68												18.16
Program Components				Factor											
Composition				2.13	3.25	3.50	2.75	3.00	3.00					3.08	
Presentation				2.13	3.00	3.25	2.25	2.75	2.75					2.83	
Skating Skills				2.13	3.25	3.75	2.25	3.50	3.00					3.25	
Judges Total Program Component Score (factored)											19.51				
Deductions:		Falls	-0.50 (1)											-0.50	

Rank	Name	Nation	Starting Number	Total Segment Score	Total Element Score	Total Program Component Score (factored)	Total Deductions									
30	Anhelina MIAKTOVA	UKR	1	33.24	15.63	18.11	-0.50									
#	Executed Elements	Info	Base Value	GOE	J1	J2	J3	J4	J5	J6	J7	J8	J9	Bonus	Ref.	Scores of Panel
1	2Ab+1Eu+2S<	<	4.84	-1.65	-5	-5	-5	-5	-5					1.00		4.19
2	2F		1.80	0.00	0	0	-1	0	0							1.80
3	CCoSp1V		1.50	-0.45	-3	-3	-4	-3	-3							1.05
4	2F!+1A+SEQ	!	2.90	-0.18	-1	-1	-3	-1	-1							2.72
5	2A	F	3.30	-1.65	-5	-5	-5	-5	-5							1.65
6	2Lzq	q	2.10	-1.05	-5	-5	-3	-5	-5							1.05
7	FSSp		0.00	0.00	-	-	-	-	-							0.00
8	ChSq1		3.00	-0.83	-1	-1	-3	-2	-2							2.17
9	2Lo<	<	1.36	-0.36	-2	-2	-3	-3	-3							1.00
			20.80												15.63	
Program Components				Factor												
Composition				2.13	3.50	3.00	2.50	2.75	3.25					3.00		
Presentation				2.13	2.50	2.75	2.25	2.25	3.00					2.50		
Skating Skills				2.13	3.00	3.25	2.75	2.75	3.25					3.00		
Judges Total Program Component Score (factored)											18.11					
Deductions:		Falls	-0.50 (1)											-0.50		

Legend:

#	Sequence number	GOE	Grade of Execution	Jx	Judges (x=1-9)	Ref.	Referee
e	Wrong edge	<	Under-rotated jump	<<	Downgraded jump	!	Not clear edge
F	Fall	q	Jump landed on the quarter	b	Bonus Point for jump added to the element score		

RESULTS DETAILS

ADVANCED NOVICE WOMEN FREE SKATING

Pl.	Name	Nation	Total Segment Score =	Total Element Score +	Factored Total Component Score +	CO	PR	SK	Deductions -
1	Ornella MESSANA	ITA	68.44	37.55	30.89	4.92	4.50	5.08	0.00
2	Elena MARTINENGI	SUI	66.04	40.08	26.46	4.17	3.75	4.50	-0.50
3	Marina SEKULOVSKI	SUI	65.66	36.31	29.85	4.67	4.67	4.67	-0.50
4	Vivienne Severine BLOEHLINGER	SUI	64.20	36.48	28.22	4.42	4.33	4.50	-0.50
5	Martina LUCCHI	ITA	64.02	36.51	27.51	4.42	4.25	4.25	0.00
6	Nicole de ROSA	ITA	62.76	37.54	25.22	3.67	3.75	4.42	0.00
7	Zoe VIDRAI-SOLTESZ	HUN	60.86	35.60	26.26	4.25	4.00	4.08	-1.00
8	Minea MONTONEN	FIN	59.86	30.37	29.99	4.67	4.33	5.08	-0.50
9	Martina SANTIA	ITA	58.67	31.29	27.88	4.42	4.17	4.50	-0.50
10	Eles NAMAZALIEVA	AUT	58.50	30.26	28.74	4.58	4.33	4.58	-0.50
11	Leyla TOSUN	GER	57.71	29.67	28.04	4.42	4.33	4.42	0.00
12	Lea Marie CASTLUNGER	ITA	57.43	30.11	27.32	4.33	4.08	4.42	0.00
13	Helmi SAXLUND	FIN	56.96	31.18	26.28	4.17	4.00	4.17	-0.50
14	Latifa DAVLETYAROVA	UZB	54.95	26.91	28.04	4.50	4.58	4.08	0.00
15	Ella SYRJA	FIN	53.12	28.96	24.16	3.75	3.67	3.92	0.00
16	Tereza HAVRANKOVA	CZE	52.42	29.12	23.80	3.75	3.67	3.75	-0.50
17	Emily BOSCARO	ITA	50.33	24.04	26.79	4.33	4.17	4.08	-0.50
18	Maria DELVAI	ITA	49.76	27.21	22.55	3.42	3.42	3.75	0.00
19	Elena VERCELLOTTI	ITA	47.56	23.25	24.31	3.83	3.83	3.75	0.00
20	Natascha SEEBACHER	ITA	46.68	22.54	24.14	3.75	3.83	3.75	0.00
21	Rebecca LO CASCIO	ITA	46.51	23.04	23.97	3.75	3.67	3.83	-0.50
22	Giulia BELLINO	ITA	45.71	22.75	23.46	3.67	3.67	3.67	-0.50
23	Ilenia BOSCHETTI	ITA	44.71	23.37	21.84	3.50	3.25	3.50	-0.50
24	Mia Andersson LEONARDO	ITA	43.91	23.32	20.59	3.42	3.00	3.25	0.00
25	Linda VARESCO	ITA	42.89	21.89	22.00	3.42	3.33	3.58	-1.00
26	Arianna METOPE	ITA	42.67	21.30	22.37	3.58	3.25	3.67	-1.00
27	Alice PIZZININI	ITA	41.42	19.59	21.83	3.50	3.33	3.42	0.00
28	Sofia ORRÙ	ITA	40.80	18.65	24.15	4.00	3.42	3.92	-2.00
29	Florina VIEHHAUSER	AUT	37.17	18.16	19.51	3.08	2.83	3.25	-0.50
30	Anhelina MIAKTOVA	UKR	33.24	15.63	18.11	3.00	2.50	3.00	-0.50

Legend:

CO	Composition	Pl.	Place	PR	Presentation	SK	Skating Skills
----	-------------	-----	-------	----	--------------	----	----------------

DEDUCTION PROTOCOL

ADVANCED NOVICE WOMEN FREE SKATING

#	Name	Nation	Deductions						Total	
			Costume/ Prop violation	Time violation	Illegal element/ movement	Falls	Interruption in excess	Interruption with allowance		Costume failure
1	Anhelina MIAKTOVA	UKR				0.50				0.50
2	Arianna METOPE	ITA				1.00				1.00
3	Florina VIEHHAUSER	AUT				0.50				0.50
4	Mia Andersson LEONARDO	ITA								0.00
5	Maria DELVAI	ITA								0.00
6	Agnes Koller LOLAND	NOR								0.00
7	Linda VARESCO	ITA				1.00				1.00
8	Nicole de ROSA	ITA								0.00
9	Alice PIZZININI	ITA								0.00
10	Tereza HAVRANKOVA	CZE				0.50				0.50
11	Ilenia BOSCHETTI	ITA				0.50				0.50
12	Ella SYRJA	FIN								0.00
13	Natascha SEEBACHER	ITA								0.00
14	Giulia BELLINO	ITA				0.50				0.50
15	Elena VERCELLOTTI	ITA								0.00
16	Emily BOSCARO	ITA				0.50				0.50
17	Vivienne Severine BLOECHLINGER	SUI				0.50				0.50
18	Rebecca LO CASCIO	ITA				0.50				0.50
19	Latifa DAVLETYAROVA	UZB								0.00
20	Martina LUCCHI	ITA								0.00
21	Lea Marie CASTLUNGER	ITA								0.00
22	Helmi SAXLUND	FIN				0.50				0.50
23	Sofia ORRÙ	ITA				2.00				2.00
24	Zoe VIDRAI-SOLTESZ	HUN				1.00				1.00
25	Elena MARTINENGHI	SUI				0.50				0.50
26	Eles NAMAZALIEVA	AUT				0.50				0.50
27	Leyla TOSUN	GER								0.00
28	Marina SEKULOVSKI	SUI				0.50				0.50
29	Ornella MESSANA	ITA								0.00

#	Name	Nation	Deductions						Total		
			Costume/ Prop violation	Time violation	Illegal element/ movement	Falls in excess	Interruption in excess	Interruption with allowance		Costume failure	Late start
30	Martina SANTIA	ITA				0.50					0.50
31	Minea MONTONEN	FIN				0.50					0.50

Mr. Andrew BOSCO, ISU

Referee

Ms. Eva SZILAGYI, ISU

Technical Controller

ADVANCED NOVICE MEN

Name(s)	Nation	
1 Lenny OLIVIER	FRA	1
2 Michelangelo CAPRANO	GER	2
3 Igor Gyula KIND	HUN	3
4 Giovanni AVOLIO	ITA	4
5 Simone CLEMENTINO	ITA	4
6 Alessandro GIULIANO	ITA	4
7 Edoardo Luigi PROFAIZER	ITA	4
8 Davide TOMAS	ITA	4
9 Sandro de ANGELO	SUI	5
10 Gion SCHMID	SUI	5

CALCULATION SETUP VERIFICATION FOR REFEREE

Category Advanced Novice Men

Event parameter

Software Version	1.7.5.0	Competition Type	International Competition
Elm Xml Version	2324.0	Calculation	ISU Judging System
Sys Elm Xml Version	2324.0	Trimmed Mean	Starts With 5 Judges
		Verification Rules Season	2023-2024

Category parameter

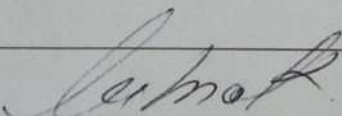
Category type	Singles	Level	Advanced Novice
Gender	Man		

Segment Short Program

General segment factor	1.00	checksum element table:	90aa310fbfcc81fba3c5d089923e40a3	
Credit for highlight distribution	1.00	Program time	2:20 +/- 10 sec.	
		Start time 2nd half of program	0:00	
		Verification Rules	ISU Rules	
Program components:	Factor	Deductions:	Entered By	Values
General component factor	1.00	1: Costume/Prop violation	Majority	0 -0.5
1: Composition	1.20	2: Time violation	Referee	0 -0.5 -1 -1.5 -2 -2.5 -3
2: Presentation	1.20	3:		
3: Skating Skills	1.20	4: Illegal element/movement	Technical Panel	0 -2 -4 -6
		5: Falls	Technical Panel	-0.5 per Fall
		6: Interruption in excess	Referee	0 -0.5 -1 -1.5 -2 -2.5 -3
		7: Interruption with allowance	Referee	0 -2.5
		8:		
		9:		
		10: Costume failure	Referee	0 -0.5
		11: Late start	Referee	0 -0.5

Segment Free Skating

General segment factor	1.00	checksum element table:	90aa310fbfcc81fba3c5d089923e40a3	
Credit for highlight distribution	1.00	Program time	3:00 +/- 10 sec.	
		Start time 2nd half of program	0:00	
		Verification Rules	ISU Rules	
Program components:	Factor	Deductions:	Entered By	Values
General component factor	1.00	1: Costume/Prop violation	Majority	0 -0.5
1: Composition	2.40	2: Time violation	Referee	0 -0.5 -1 -1.5 -2 -2.5 -3
2: Presentation	2.40	3:		
3: Skating Skills	2.40	4: Illegal element/movement	Technical Panel	0 -2 -4 -6
		5: Falls	Technical Panel	-0.5 per Fall
		6: Interruption in excess	Referee	0 -0.5 -1 -1.5 -2 -2.5 -3
		7: Interruption with allowance	Referee	0 -2.5
		8:		
		9:		
		10: Costume failure	Referee	0 -0.5
		11: Late start	Referee	0 -0.5



Ms. Katarina GROF MITROVIC

printed: 22.02.2024 19:07



Μεγάλο
Ice Trophy
Memorial Martina Bortolli



ADVANCED NOVICE MEN

MeranArena	23 FEB 2024	15:00	Short Program
	24 FEB 2024	11:40	Free Skating

Size of Skating Arena:	30m*60m
Ice Conditions:	very good
Number of Entries:	10
Number of Participants:	10

Entry Withdrawn:

Short Program		
Duration:	2:20 +/- 10 seconds	
Segment Factor:	1.00	
Program Component Factors:	Composition	1.20
	Presentation	1.20
	Skating Skills	1.20

Free Skating		
Duration:	3:00 +/- 10 seconds	
Segment Factor:	1.00	
Program Component Factors:	Composition	2.40
	Presentation	2.40
	Skating Skills	2.40



Merano
Ice Trophy
Municipal Municipality



RESULTS ADVANCED NOVICE MEN

Pl.	Name	Nation	Total Score	SP	FS
1	Sandro de ANGELO	SUI	120.02	1	1
2	Edoardo Luigi PROFAIZER	ITA	106.45	3	3
3	Gion SCHMID	SUI	104.47	4	2
4	Lenny OLIVIER	FRA	97.49	7	4
5	Michelangelo CAPRANO	GER	95.62	2	5
6	Alessandro GIULIANO	ITA	88.21	6	7
7	Giovanni AVOLIO	ITA	85.70	8	6
8	Igor Gyula KIND	HUN	84.31	5	9
9	Simone CLEMENTINO	ITA	81.87	10	8
10	Davide TOMAS	ITA	79.25	9	10

Ms. Katarina GROF MITROVIC, ISU
Referee

Ms. Karol PES COSTA, ISU
Technical Controller

Legend:

SP Short Program FS Free Skating

Pl. Place

RESULTS**ADVANCED NOVICE MEN SHORT PROGRAM**

Pl.	Name	Nation	Total Segment Score
1	Sandro de ANGELO	SUI	40.93
2	Michelangelo CAPRANO	GER	39.08
3	Edoardo Luigi PROFAIZER	ITA	38.94
4	Gion SCHMID	SUI	35.77
5	Igor Gyula KIND	HUN	33.74
6	Alessandro GIULIANO	ITA	32.28
7	Lenny OLIVIER	FRA	31.54
8	Giovanni AVOLIO	ITA	29.22
9	Davide TOMAS	ITA	28.95
10	Simone CLEMENTINO	ITA	28.78

Ms. Katarina GROF MITROVIC, ISU
Referee

Ms. Karol PES COSTA, ISU
Technical Controller

PANEL OF JUDGES ADVANCED NOVICE MEN SHORT PROGRAM

Officials

Technical Controller	Ms. Karol PES COSTA	ISU
Technical Specialist	Ms. Vojislava VASOVIC	ISU
Technical Specialist	Mr. Ryan SUTHERLAND	ISU

Judges

Referee	Ms. Katarina GROF MITROVIC	ISU
Judge No. 1	Ms. Katarina GROF MITROVIC	SRB
Judge No. 2	Ms. Gabriella BENINI	ITA
Judge No. 3	Ms. Donatella LEONELLI	SUI
Judge No. 4	Ms. Krunoslava CUMIC	SRB
Judge No. 5	Ms. Virginia de AGOSTINI	ITA

Data/Replay Operator

Data Operator	Ms. Susanna VETTURELLI	ISU
Replay Operator	Mr. Tiziano MARSETTI	ISU

JUDGES DETAILS PER SKATER

ADVANCED NOVICE MEN SHORT PROGRAM

Rank	Name	Nation	Starting Number	Total Segment Score	Total Element Score	Total Program Component Score (factored)	Total Deductions									
1	Sandro de ANGELO	SUI	6	40.93	24.53	16.40	0.00									
#	Executed Elements	Info	Base Value	GOE	J1	J2	J3	J4	J5	J6	J7	J8	J9	Bonus	Ref.	Scores of Panel
1	3Lob	b	4.90	0.49	1	1	1	0	2					1.00		6.39
2	3S+2T		5.60	-0.43	-1	-1	-1	-1	-1							5.17
3	CCoSp2		2.50	-0.50	-2	-2	-2	-2	1							2.00
4	2Ab	b	3.30	0.55	2	1	2	1	2					1.00		4.85
5	StSq3		3.30	0.44	1	0	2	2	1							3.74
6	CSp3		2.30	0.08	0	-1	0	1	1							2.38
			21.90													24.53
Program Components				Factor												
Composition				1.20	4.50	4.75	4.50	4.75	4.25					4.58		
Presentation				1.20	4.75	4.75	4.50	4.50	4.00					4.58		
Skating Skills				1.20	4.50	4.50	4.25	4.75	4.50					4.50		
Judges Total Program Component Score (factored)													16.40			
Deductions:														0.00		

Rank	Name	Nation	Starting Number	Total Segment Score	Total Element Score	Total Program Component Score (factored)	Total Deductions									
2	Michelangelo CAPRANO	GER	4	39.08	23.08	16.00	0.00									
#	Executed Elements	Info	Base Value	GOE	J1	J2	J3	J4	J5	J6	J7	J8	J9	Bonus	Ref.	Scores of Panel
1	2Ab	b	3.30	0.44	2	0	1	1	2					1.00		4.74
2	3Sb	b	4.30	0.57	1	1	2	0	2					1.00		5.87
3	CCSp3		2.80	0.19	1	0	1	0	1							2.99
4	3Lo<+2T	<	5.22	-1.31	-4	-5	-3	-3	-2							3.91
5	StSq2		2.60	0.17	0	0	1	1	2							2.77
6	FCCoSp3		3.00	-0.20	-1	-1	-1	0	1							2.80
			21.22													23.08
Program Components				Factor												
Composition				1.20	4.75	4.50	4.00	4.75	5.25					4.67		
Presentation				1.20	4.25	4.00	4.00	4.50	4.50					4.25		
Skating Skills				1.20	4.00	4.25	4.25	4.75	6.00					4.42		
Judges Total Program Component Score (factored)													16.00			
Deductions:														0.00		

Rank	Name	Nation	Starting Number	Total Segment Score	Total Element Score	Total Program Component Score (factored)	Total Deductions									
3	Edoardo Luigi PROFZAIZER	ITA	10	38.94	23.14	15.80	0.00									
#	Executed Elements	Info	Base Value	GOE	J1	J2	J3	J4	J5	J6	J7	J8	J9	Bonus	Ref.	Scores of Panel
1	3Tb+2T	b	5.50	-0.70	-1	-2	-2	-1	-2					1.00		5.80
2	3S		4.30	0.14	0	0	1	0	1							4.44
3	CCSp3		2.80	-0.19	-1	-1	-1	0	0							2.61
4	StSq2		2.60	0.17	2	1	1	0	0							2.77
5	2Ab	b	3.30	0.22	0	1	1	0	1					1.00		4.52
6	CCoSp3		3.00	0.00	0	0	0	0	0							3.00
			21.50													23.14
Program Components				Factor												
Composition				1.20	4.25	4.50	4.25	4.50	4.00					4.33		
Presentation				1.20	4.75	4.75	4.00	4.25	3.50					4.33		
Skating Skills				1.20	4.50	4.50	4.50	4.50	4.50					4.50		
Judges Total Program Component Score (factored)													15.80			
Deductions:														0.00		

JUDGES DETAILS PER SKATER

ADVANCED NOVICE MEN SHORT PROGRAM

Rank	Name	Nation	Starting Number	Total Segment Score	Total Element Score	Total Program Component Score (factored)	Total Deductions										
4	Gion SCHMID	SUI	7	35.77	19.97	16.30	-0.50										
#	Executed Elements	Info	Base Value	GOE	J1	J2	J3	J4	J5	J6	J7	J8	J9	Bonus	Ref.	Scores of Panel	
1	1A		1.10	0.04	1	1	0	0	0							1.14	
2	3Tb+2T	b	5.50	0.70	2	2	1	1	2					1.00		7.20	
3	CSp3		2.30	0.31	2	1	1	1	2							2.61	
4	3S		4.30	-1.58	-3	-4	-4	-3	-4							2.72	
5	CCoSp2		2.50	0.17	1	1	0	0	1							2.67	
6	StSq3		3.30	0.33	1	1	1	1	1							3.63	
			19.00													19.97	
Program Components				Factor													
Composition				1.20	4.75	4.50	4.00	4.50	4.50								4.50
Presentation				1.20	4.25	4.75	4.25	4.50	4.50								4.42
Skating Skills				1.20	4.75	4.75	4.25	4.75	4.50								4.67
Judges Total Program Component Score (factored)																	16.30
Deductions:				Time violation	-0.50												-0.50

Rank	Name	Nation	Starting Number	Total Segment Score	Total Element Score	Total Program Component Score (factored)	Total Deductions										
5	Igor Gyula KIND	HUN	3	33.74	20.84	12.90	0.00										
#	Executed Elements	Info	Base Value	GOE	J1	J2	J3	J4	J5	J6	J7	J8	J9	Bonus	Ref.	Scores of Panel	
1	3Lzb	b	5.90	0.00	0	0	0	-1	1					1.00		6.90	
2	3Fe+1T*	*	4.24	-2.12	-5	-5	-5	-5	-5							2.12	
3	CSp3		2.30	0.15	1	-1	0	1	2							2.45	
4	StSq3		3.30	-0.11	-1	-1	0	0	0							3.19	
5	2Ab	b	3.30	-1.32	-4	-4	-4	-2	-4					1.00		2.98	
6	CCoSp3		3.00	0.20	0	0	1	1	1							3.20	
			22.04													20.84	
Program Components				Factor													
Composition				1.20	3.50	3.25	3.25	4.00	3.50								3.42
Presentation				1.20	3.50	3.50	3.50	3.50	2.75								3.50
Skating Skills				1.20	4.00	3.75	3.75	4.00	3.25								3.83
Judges Total Program Component Score (factored)																	12.90
Deductions:																	0.00

Rank	Name	Nation	Starting Number	Total Segment Score	Total Element Score	Total Program Component Score (factored)	Total Deductions										
6	Alessandro GIULIANO	ITA	9	32.28	15.98	16.30	0.00										
#	Executed Elements	Info	Base Value	GOE	J1	J2	J3	J4	J5	J6	J7	J8	J9		Ref.	Scores of Panel	
1	2F+2Lo		3.50	0.00	0	0	0	0	0							3.50	
2	1A		1.10	0.04	0	1	0	0	2							1.14	
3	CCSp3		2.80	0.00	-2	0	-1	1	2							2.80	
4	2Lz		2.10	0.28	1	1	2	1	2							2.38	
5	StSq2		2.60	0.26	1	1	2	1	1							2.86	
6	CCoSp3		3.00	0.30	1	1	0	1	1							3.30	
			15.10													15.98	
Program Components				Factor													
Composition				1.20	4.75	4.75	4.25	4.25	4.75								4.58
Presentation				1.20	4.50	4.75	4.50	4.25	5.25								4.58
Skating Skills				1.20	4.50	4.50	4.25	4.00	5.00								4.42
Judges Total Program Component Score (factored)																	16.30
Deductions:																	0.00

JUDGES DETAILS PER SKATER

ADVANCED NOVICE MEN SHORT PROGRAM

Rank	Name	Nation	Starting Number	Total Segment Score	Total Element Score	Total Program Component Score (factored)	Total Deductions									
7	Lenny OLIVIER	FRA	5	31.54	18.94	13.10	-0.50									
#	Executed Elements	Info	Base Value	GOE	J1	J2	J3	J4	J5	J6	J7	J8	J9	Bonus	Ref.	Scores of Panel
1	3Tb	b	4.20	-0.42	0	-1	-1	-1	-2					1.00		4.78
2	3S+COMBO	F	4.30	-2.15	-5	-5	-5	-5	-5							2.15
3	CCoSp3V		2.25	0.15	1	0	-2	1	1							2.40
4	2Ab	b	3.30	0.33	1	1	1	1	1					1.00		4.63
5	CCSp2		2.30	0.08	0	0	1	0	1							2.38
6	StSq2		2.60	0.00	-2	0	0	1	0							2.60
			18.95													18.94
Program Components				Factor												
Composition				1.20	3.25	3.25	3.50	4.50	4.00					3.58		
Presentation				1.20	3.50	3.25	3.50	4.25	3.50					3.50		
Skating Skills				1.20	3.75	3.75	4.00	4.25	3.75					3.83		
Judges Total Program Component Score (factored)													13.10			
Deductions:				Falls -0.50 (1)									-0.50			

Rank	Name	Nation	Starting Number	Total Segment Score	Total Element Score	Total Program Component Score (factored)	Total Deductions									
8	Giovanni AVOLIO	ITA	2	29.22	14.92	14.80	-0.50									
#	Executed Elements	Info	Base Value	GOE	J1	J2	J3	J4	J5	J6	J7	J8	J9	Bonus	Ref.	Scores of Panel
1	2A	F	3.30	-1.65	-5	-5	-5	-5	-5							1.65
2	CCSp3		2.80	-0.56	-3	-2	-4	1	-1							2.24
3	2F+2Lo		3.50	-0.18	-1	-1	-1	0	-1							3.32
4	2Lz		2.10	0.00	0	0	0	0	0							2.10
5	CCoSp2		2.50	0.25	1	1	0	2	1							2.75
6	StSq2		2.60	0.26	1	1	2	1	1							2.86
			16.80													14.92
Program Components				Factor												
Composition				1.20	4.50	4.75	3.75	3.75	4.25					4.17		
Presentation				1.20	4.50	4.50	3.75	3.75	3.75					4.00		
Skating Skills				1.20	4.25	4.25	3.75	4.00	4.75					4.17		
Judges Total Program Component Score (factored)													14.80			
Deductions:				Falls -0.50 (1)									-0.50			

Rank	Name	Nation	Starting Number	Total Segment Score	Total Element Score	Total Program Component Score (factored)	Total Deductions									
9	Davide TOMAS	ITA	1	28.95	16.45	13.00	-0.50									
#	Executed Elements	Info	Base Value	GOE	J1	J2	J3	J4	J5	J6	J7	J8	J9	Bonus	Ref.	Scores of Panel
1	2Ab	b	3.30	-0.55	-2	-2	-2	-1	-1					1.00		3.75
2	StSq3		3.30	0.00	0	-1	0	0	0							3.30
3	2F!	F	1.80	-0.90	-5	-5	-5	-5	-5							0.90
4	CCoSp3		3.00	0.00	0	0	0	0	0							3.00
5	2Lz+2T		3.40	-0.42	-2	-2	-2	-1	-2							2.98
6	CCSp3		2.80	-0.28	-1	-1	-2	-1	0							2.52
			17.60													16.45
Program Components				Factor												
Composition				1.20	4.00	3.75	3.50	3.50	3.25					3.58		
Presentation				1.20	4.50	4.00	3.50	3.50	2.50					3.67		
Skating Skills				1.20	3.75	3.75	3.25	3.75	2.75					3.58		
Judges Total Program Component Score (factored)													13.00			
Deductions:				Falls -0.50 (1)									-0.50			

JUDGES DETAILS PER SKATER

ADVANCED NOVICE MEN SHORT PROGRAM

Rank	Name	Nation	Starting Number	Total Segment Score	Total Element Score	Total Program Component Score (factored)	Total Deductions									
10	Simone CLEMENTINO	ITA	8	28.78	15.58	13.70	-0.50									
#	Executed Elements	Info	Base Value	GOE	J1	J2	J3	J4	J5	J6	J7	J8	J9	Bonus	Ref.	Scores of Panel
1	2Ab	b	3.30	0.00	-1	0	1	-1	1					1.00		4.30
2	2F+2T		3.10	-0.36	-2	-2	-2	-1	-3							2.74
3	CCSp2		2.30	-0.46	-3	-2	-3	-1	-1							1.84
4	2Lz		2.10	0.00	0	0	0	0	2							2.10
5	CCoSp3		3.00	0.30	1	1	1	1	1							3.30
6	StSq2	F	2.60	-1.30	-5	-5	-4	-5	-5							1.30
			16.40													15.58
Program Components				Factor												
Composition				1.20	3.50	4.00	3.50	3.75	4.25						3.75	
Presentation				1.20	3.75	3.75	3.75	3.50	3.50						3.67	
Skating Skills				1.20	4.25	4.25	3.75	3.75	4.00						4.00	
Judges Total Program Component Score (factored)														13.70		
Deductions:		Falls			-0.50 (1)										-0.50	

Legend:							
#	Sequence number	GOE	Grade of Execution	Jx	Judges (x=1-9)	Ref.	Referee
*	Invalid element	e	Wrong edge	<	Under-rotated jump	!	Not clear edge
F	Fall	b	Bonus Point for jump added to the element score				

RESULTS DETAILS

ADVANCED NOVICE MEN SHORT PROGRAM

Pl.	Name	Nation	Total Segment Score =	Total Element Score +	Factored Total Component Score +	CO	PR	SK	Deductions -
1	Sandro de ANGELO	SUI	40.93	24.53	16.40	4.58	4.58	4.50	0.00
2	Michelangelo CAPRANO	GER	39.08	23.08	16.00	4.67	4.25	4.42	0.00
3	Edoardo Luigi PROFAIZER	ITA	38.94	23.14	15.80	4.33	4.33	4.50	0.00
4	Gion SCHMID	SUI	35.77	19.97	16.30	4.50	4.42	4.67	-0.50
5	Igor Gyula KIND	HUN	33.74	20.84	12.90	3.42	3.50	3.83	0.00
6	Alessandro GIULIANO	ITA	32.28	15.98	16.30	4.58	4.58	4.42	0.00
7	Lenny OLIVIER	FRA	31.54	18.94	13.10	3.58	3.50	3.83	-0.50
8	Giovanni AVOLIO	ITA	29.22	14.92	14.80	4.17	4.00	4.17	-0.50
9	Davide TOMAS	ITA	28.95	16.45	13.00	3.58	3.67	3.58	-0.50
10	Simone CLEMENTINO	ITA	28.78	15.58	13.70	3.75	3.67	4.00	-0.50

Legend:									
CO	Composition	Pl.	Place	PR	Presentation	SK	Skating Skills		

DEDUCTION PROTOCOL

ADVANCED NOVICE MEN SHORT PROGRAM

#	Name	Nation	Deductions					Total		
			Costume/ Prop violation	Time violation	Illegal element/ movement	Falls	Interruption in excess		Interruption with allowance	Costume failure
1	Davide TOMAS	ITA				0.50				0.50
2	Giovanni AVOLIO	ITA				0.50				0.50
3	Igor Gyula KIND	HUN								0.00
4	Michelangelo CAPRANO	GER								0.00
5	Lenny OLIVIER	FRA				0.50				0.50
6	Sandro de ANGELO	SUI								0.00
7	Gion SCHMID	SUI		0.50						0.50
8	Simone CLEMENTINO	ITA				0.50				0.50
9	Alessandro GIULIANO	ITA								0.00
10	Edoardo Luigi PROFAIZER	ITA								0.00

Ms. Katarina GROF MITROVIC, ISU

Referee

Ms. Karol PES COSTA, ISU

Technical Controller

RESULTS

ADVANCED NOVICE MEN FREE SKATING

Pl.	Name	Nation	Total Segment Score
1	Sandro de ANGELO	SUI	79.09
2	Gion SCHMID	SUI	68.70
3	Edoardo Luigi PROFAIZER	ITA	67.51
4	Lenny OLIVIER	FRA	65.95
5	Michelangelo CAPRANO	GER	56.54
6	Giovanni AVOLIO	ITA	56.48
7	Alessandro GIULIANO	ITA	55.93
8	Simone CLEMENTINO	ITA	53.09
9	Igor Gyula KIND	HUN	50.57
10	Davide TOMAS	ITA	50.30

Ms. Katarina GROF MITROVIC, ISU
Referee

Ms. Karol PES COSTA, ISU
Technical Controller

PANEL OF JUDGES

ADVANCED NOVICE MEN FREE SKATING

Officials

Technical Controller	Ms. Karol PES COSTA	ISU
Technical Specialist	Ms. Vojislava VASOVIC	ISU
Technical Specialist	Mr. Ryan SUTHERLAND	ISU

Judges

Referee	Ms. Katarina GROF MITROVIC	ISU
Judge No. 1	Ms. Katarina GROF MITROVIC	SRB
Judge No. 2	Ms. Gabriella BENINI	ITA
Judge No. 3	Ms. Donatella LEONELLI	SUI
Judge No. 4	Ms. Krunoslava CUMIC	SRB
Judge No. 5	Ms. Virginia de AGOSTINI	ITA

Data/Replay Operator

Data Operator	Ms. Susanna VETTURELLI	ISU
Replay Operator	Mr. Tiziano MARSETTI	ISU

JUDGES DETAILS PER SKATER

ADVANCED NOVICE MEN FREE SKATING

Rank	Name	Nation	Starting Number	Total Segment Score	Total Element Score	Total Program Component Score (factored)	Total Deductions									
1	Sandro de ANGELO	SUI	10	79.09	45.08	34.01	0.00									
#	Executed Elements	Info	Base Value	GOE	J1	J2	J3	J4	J5	J6	J7	J8	J9	Bonus	Ref.	Scores of Panel
1	2Ab+3Tb+2T	b	8.80	0.28	1	1	0	0	1					2.00		11.08
2	3Lob+2T	b	6.20	0.16	-1	1	0	0	2					1.00		7.36
3	3Lo		4.90	-0.16	-2	-1	-1	1	1							4.74
4	3S		4.30	0.29	0	0	1	1	2							4.59
5	ChSq1		3.00	0.50	1	1	1	1	2							3.50
6	CCoSp3		3.00	0.30	1	1	0	1	1							3.30
7	3T		4.20	0.14	0	0	0	1	2							4.34
8	2A		3.30	0.44	2	1	1	1	2							3.74
9	FCSSp3		2.60	-0.17	-1	-1	-1	1	0							2.43
			40.30													45.08
Program Components				Factor												
	Composition			2.40	4.00	4.50	4.50	5.25	5.25							4.75
	Presentation			2.40	4.75	4.75	4.75	5.00	4.75							4.75
	Skating Skills			2.40	4.75	4.75	4.25	5.25	4.50							4.67
	Judges Total Program Component Score (factored)															34.01
Deductions:																0.00
Rank	Name	Nation	Starting Number	Total Segment Score	Total Element Score	Total Program Component Score (factored)	Total Deductions									
2	Gion SCHMID	SUI	7	68.70	37.40	31.80	-0.50									
#	Executed Elements	Info	Base Value	GOE	J1	J2	J3	J4	J5	J6	J7	J8	J9	Bonus	Ref.	Scores of Panel
1	2Ab	b	3.30	-1.21	-3	-4	-3	-4	-4					1.00		3.09
2	3Tb+3T	b	8.40	0.42	1	1	1	1	1					1.00		9.82
3	3Lob	b	4.90	-0.98	-2	-1	-2	-2	-2					1.00		4.92
4	3S	F	4.30	-2.15	-5	-5	-5	-5	-5							2.15
5	ChSq1		3.00	0.50	1	1	3	1	1							3.50
6	FSSp3		2.60	-0.09	0	0	1	-1	-2							2.51
7	3S+1Eu+2S		6.10	-0.72	-2	-2	-1	-1	-2							5.38
8	2A		3.30	0.33	1	1	1	1	2							3.63
9	CCoSp3V		2.25	0.15	1	1	1	0	0							2.40
			38.15													37.40
Program Components				Factor												
	Composition			2.40	4.00	4.75	4.50	4.50	4.00							4.33
	Presentation			2.40	4.25	4.50	4.75	4.50	4.25							4.42
	Skating Skills			2.40	4.50	4.50	4.50	4.75	4.50							4.50
	Judges Total Program Component Score (factored)															31.80
Deductions:							Falls	-0.50	(1)							-0.50

JUDGES DETAILS PER SKATER

ADVANCED NOVICE MEN FREE SKATING

Rank	Name	Nation	Starting Number	Total Segment Score	Total Element Score	Total Program Component Score (factored)	Total Deductions									
3	Edoardo Luigi PROFAIZER	ITA	8	67.51	34.98	33.03	-0.50									
#	Executed Elements	Info	Base Value	GOE	J1	J2	J3	J4	J5	J6	J7	J8	J9	Bonus	Ref.	Scores of Panel
1	3Sb+2T+1A+SEQ	b	6.70	-0.43	-2	-1	0	-1	-1					1.00		7.27
2	3Tb+2T	b	5.50	0.14	0	0	1	0	1					1.00		6.64
3	2Ab	b	3.30	0.00	-1	0	0	0	1					1.00		4.30
4	FCSSp3		2.60	-0.09	-1	0	-2	0	1							2.51
5	3T		4.20	0.00	0	0	0	0	0							4.20
6	2Lo		1.70	0.11	0	1	0	1	2							1.81
7	2A	F	3.30	-1.65	-5	-5	-5	-5	-5							1.65
8	ChSq1		3.00	0.50	1	0	1	1	1							3.50
9	CCoSp3		3.00	0.10	0	1	0	0	1							3.10
			33.30													34.98
Program Components				Factor												
	Composition			2.40	4.25	4.50	4.25	4.50	4.50							4.42
	Presentation			2.40	4.50	4.25	4.75	4.75	4.75							4.67
	Skating Skills			2.40	4.75	4.75	4.50	4.75	4.50							4.67
	Judges Total Program Component Score (factored)															33.03
Deductions:				Falls	-0.50	(1)										-0.50
Rank	Name	Nation	Starting Number	Total Segment Score	Total Element Score	Total Program Component Score (factored)	Total Deductions									
4	Lenny OLIVIER	FRA	4	65.95	34.84	31.61	-0.50									
#	Executed Elements	Info	Base Value	GOE	J1	J2	J3	J4	J5	J6	J7	J8	J9	Bonus	Ref.	Scores of Panel
1	3Tb+2T	b	5.50	0.14	0	0	1	-1	1					1.00		6.64
2	3S	F	4.30	-2.15	-5	-5	-5	-5	-5							2.15
3	2Ab	b	3.30	0.44	1	1	2	1	2					1.00		4.74
4	CCoSp3		3.00	0.30	1	-1	1	1	1							3.30
5	2A		3.30	0.11	0	0	1	1	0							3.41
6	3T+2T		5.50	0.42	1	1	1	0	1							5.92
7	2Lz		2.10	0.14	0	1	2	0	1							2.24
8	ChSq1		3.00	0.67	1	1	2	1	2							3.67
9	FSSp3		2.60	0.17	1	0	1	1	0							2.77
			32.60													34.84
Program Components				Factor												
	Composition			2.40	3.75	4.25	4.25	4.75	3.50							4.08
	Presentation			2.40	4.50	4.25	4.50	4.50	4.25							4.42
	Skating Skills			2.40	4.75	4.75	4.50	4.75	4.25							4.67
	Judges Total Program Component Score (factored)															31.61
Deductions:				Falls	-0.50	(1)										-0.50

JUDGES DETAILS PER SKATER

ADVANCED NOVICE MEN FREE SKATING

Rank	Name	Nation	Starting Number	Total Segment Score	Total Element Score	Total Program Component Score (factored)	Total Deductions									
5	Michelangelo CAPRANO	GER	9	56.54	28.52	29.02	-1.00									
#	Executed Elements	Info	Base Value	GOE	J1	J2	J3	J4	J5	J6	J7	J8	J9	Bonus	Ref.	Scores of Panel
1	2A<<	<<	1.10	-0.55	-5	-5	-5	-5	-5							0.55
2	3Sb+2T+2Ab+SEQ	b	8.90	0.14	0	0	1	-1	1					2.00		11.04
3	FCSSp2V		1.73	-0.06	1	-2	0	-1	0							1.67
4	3Loqb	b	4.90	-1.14	-3	-2	-2	-3	-2					1.00		4.76
5	2S		1.30	0.00	0	-1	0	0	0							1.30
6	ChSq1		3.00	0.33	1	0	0	1	1							3.33
7	3Tq	F	4.20	-2.10	-5	-5	-5	-5	-5							2.10
8	3T<+REP	F	2.35	-1.68	-5	-5	-5	-5	-5							0.67
9	CCoSp3		3.00	0.10	0	-1	1	1	0							3.10
			30.48													28.52
Program Components				Factor												
Composition				2.40	4.00	3.75	3.75	4.50	4.00				3.92			
Presentation				2.40	3.75	3.25	3.75	4.25	3.75				3.75			
Skating Skills				2.40	4.25	4.25	4.50	4.50	4.75				4.42			
Judges Total Program Component Score (factored)													29.02			
Deductions:				Falls	-1.00 (2)									-1.00		

Rank	Name	Nation	Starting Number	Total Segment Score	Total Element Score	Total Program Component Score (factored)	Total Deductions									
6	Giovanni AVOLIO	ITA	3	56.48	27.49	28.99	0.00									
#	Executed Elements	Info	Base Value	GOE	J1	J2	J3	J4	J5	J6	J7	J8	J9	Bonus	Ref.	Scores of Panel
1	2F+2T+2Lo		4.80	0.00	0	0	0	0	1							4.80
2	2Ab	b	3.30	-0.55	-1	-2	-2	-1	-2					1.00		3.75
3	2A		3.30	-0.99	-3	-4	-3	-3	-3							2.31
4	2Lz+2Lo		3.80	0.00	0	0	0	0	1							3.80
5	ChSq1		3.00	0.50	1	0	2	1	1							3.50
6	FCSSp3		2.60	-0.26	-1	-2	-1	1	-1							2.34
7	2F		1.80	0.12	1	0	1	0	2							1.92
8	2Lz		2.10	0.07	1	0	0	0	2							2.17
9	CCoSp3		3.00	-0.10	0	-1	1	-1	0							2.90
			27.70													27.49
Program Components				Factor												
Composition				2.40	4.75	3.75	4.00	4.25	3.50				4.00			
Presentation				2.40	4.25	3.50	4.25	4.25	3.25				4.00			
Skating Skills				2.40	4.25	3.75	4.25	4.25	3.75				4.08			
Judges Total Program Component Score (factored)													28.99			
Deductions:													0.00			

JUDGES DETAILS PER SKATER

ADVANCED NOVICE MEN FREE SKATING

Rank	Name	Nation	Starting Number	Total Segment Score	Total Element Score	Total Program Component Score (factored)	Total Deductions								
7	Alessandro GIULIANO	ITA	5	55.93	22.61	33.82	-0.50								
#	Executed Elements	Info	Base Value	GOE	J1	J2	J3	J4	J5	J6	J7	J8	J9	Ref.	Scores of Panel
1	2Lz		2.10	0.14	1	1	0	1	0						2.24
2	1A+1Eu+2F		3.40	-0.06	-1	0	0	-1	0						3.34
3	2F+2Lo		3.50	-0.12	0	-1	-1	-1	0						3.38
4	CCoSp3		3.00	0.30	1	1	1	1	1						3.30
5	2Lz		2.10	-0.21	-1	-1	-1	-1	-2						1.89
6	2S	F	1.30	-0.65	-5	-5	-5	-5	-5						0.65
7	2Lo		1.70	0.06	0	0	0	1	1						1.76
8	ChSq1		3.00	0.67	1	1	2	1	2						3.67
9	FCSSp2		2.30	0.08	0	0	1	1	0						2.38
			22.40												22.61
Program Components				Factor											
Composition				2.40	4.75	4.50	4.25	4.75	4.75					4.67	
Presentation				2.40	4.50	4.75	5.25	5.00	5.25					5.00	
Skating Skills				2.40	4.00	4.75	4.50	4.50	4.25					4.42	
Judges Total Program Component Score (factored)											33.82				
Deductions:		Falls			-0.50 (1)							-0.50			

Rank	Name	Nation	Starting Number	Total Segment Score	Total Element Score	Total Program Component Score (factored)	Total Deductions									
8	Simone CLEMENTINO	ITA	1	53.09	25.58	28.01	-0.50									
#	Executed Elements	Info	Base Value	GOE	J1	J2	J3	J4	J5	J6	J7	J8	J9	Bonus	Ref.	Scores of Panel
1	2Ab	b	3.30	-0.44	-1	-2	-1	-2	-1					1.00		3.86
2	3S<<	<<	1.30	-0.48	-4	-4	-3	-4	-3							0.82
3	2A		3.30	0.00	0	0	0	-1	1							3.30
4	2F+2T+2T		4.40	-0.24	-2	-1	0	-2	-1							4.16
5	CCoSp3		3.00	0.20	0	0	1	1	1							3.20
6	2Lz+2Lo	F	3.80	-1.05	-5	-5	-5	-5	-5							2.75
7	ChSq1		3.00	0.17	0	0	1	-1	1							3.17
8	2Lz		2.10	0.00	0	0	0	0	0							2.10
9	FCSSp2		2.30	-0.08	-1	-1	1	0	0							2.22
			26.50													25.58
Program Components				Factor												
Composition				2.40	3.75	4.50	3.50	3.50	4.50					3.92		
Presentation				2.40	4.25	4.25	3.75	3.25	3.75					3.92		
Skating Skills				2.40	4.00	4.75	3.75	3.50	3.75					3.83		
Judges Total Program Component Score (factored)											28.01					
Deductions:		Falls			-0.50 (1)							-0.50				

JUDGES DETAILS PER SKATER

ADVANCED NOVICE MEN FREE SKATING

Rank	Name	Nation	Starting Number	Total Segment Score	Total Element Score	Total Program Component Score (factored)	Total Deductions									
9	Igor Gyula KIND	HUN	6	50.57	25.77	25.80	-1.00									
#	Executed Elements	Info	Base Value	GOE	J1	J2	J3	J4	J5	J6	J7	J8	J9	Bonus	Ref.	Scores of Panel
1	3Lz	F	5.90	-2.95	-5	-5	-5	-5	-5							2.95
2	FSSp2		2.30	0.08	1	-1	1	0	0							2.38
3	3Fe	e	4.24	-0.99	-3	-2	-2	-4	-1							3.25
4	3Tb	b	4.20	-1.26	-3	-3	-3	-3	-3					1.00		3.94
5	1Lz		0.60	-0.22	-4	-3	-4	-3	-4							0.38
6	ChSq1		3.00	-0.83	-3	-1	-2	-2	0							2.17
7	3S	F	4.30	-2.15	-5	-5	-5	-5	-5							2.15
8	2Ab+1Eu+2S	b	5.10	-0.55	-2	-2	-1	-1	-2					1.00		5.55
9	CCoSp3		3.00	0.00	0	0	0	0	0							3.00
			32.64													25.77
Program Components				Factor												
Composition				2.40	3.50	3.50	3.00	4.25	3.50				3.50			
Presentation				2.40	3.50	3.25	2.75	4.00	3.25				3.33			
Skating Skills				2.40	4.25	3.75	3.50	4.25	3.75				3.92			
Judges Total Program Component Score (factored)													25.80			
Deductions:		Falls			-1.00 (2)											-1.00

Rank	Name	Nation	Starting Number	Total Segment Score	Total Element Score	Total Program Component Score (factored)	Total Deductions									
10	Davide TOMAS	ITA	2	50.30	25.00	25.80	-0.50									
#	Executed Elements	Info	Base Value	GOE	J1	J2	J3	J4	J5	J6	J7	J8	J9	Bonus	Ref.	Scores of Panel
1	2Ab	b	3.30	-0.33	-1	-1	0	-1	-1					1.00		3.97
2	2A		3.30	0.11	0	0	1	0	1							3.41
3	2F+2T+1A+SEQ		4.20	-0.12	-1	-1	-1	0	0							4.08
4	FCSSp3		2.60	-0.26	-2	-1	-1	-1	0							2.34
5	2Lz	F	2.10	-1.05	-5	-5	-5	-5	-5							1.05
6	2Lo+2T		3.00	0.00	0	0	0	0	0							3.00
7	2Lo		1.70	-0.68	-4	-4	-2	-4	-4							1.02
8	CCoSp3		3.00	-0.20	-1	-1	-1	1	0							2.80
9	ChSq1		3.00	0.33	0	0	1	1	1							3.33
			26.20													25.00
Program Components				Factor												
Composition				2.40	3.75	4.25	3.00	3.50	3.50				3.58			
Presentation				2.40	4.00	3.75	3.50	3.00	3.25				3.50			
Skating Skills				2.40	4.00	4.25	3.25	3.75	3.25				3.67			
Judges Total Program Component Score (factored)													25.80			
Deductions:		Falls			-0.50 (1)											-0.50

Legend:

#	Sequence number	GOE	Grade of Execution	Jx	Judges (x=1-9)	Ref.	Referee
e	Wrong edge	<	Under-rotated jump	<<	Downgraded jump	REP	Jump repetition
F	Fall	q	Jump landed on the quarter	b	Bonus Point for jump added to the element score		

RESULTS DETAILS

ADVANCED NOVICE MEN FREE SKATING

Pl.	Name	Nation	Total Segment Score =	Total Element Score +	Factored Total Component Score +	CO	PR	SK	Deductions -
1	Sandro de ANGELO	SUI	79.09	45.08	34.01	4.75	4.75	4.67	0.00
2	Gion SCHMID	SUI	68.70	37.40	31.80	4.33	4.42	4.50	-0.50
3	Edoardo Luigi PROFAIZER	ITA	67.51	34.98	33.03	4.42	4.67	4.67	-0.50
4	Lenny OLIVIER	FRA	65.95	34.84	31.61	4.08	4.42	4.67	-0.50
5	Michelangelo CAPRANO	GER	56.54	28.52	29.02	3.92	3.75	4.42	-1.00
6	Giovanni AVOLIO	ITA	56.48	27.49	28.99	4.00	4.00	4.08	0.00
7	Alessandro GIULIANO	ITA	55.93	22.61	33.82	4.67	5.00	4.42	-0.50
8	Simone CLEMENTINO	ITA	53.09	25.58	28.01	3.92	3.92	3.83	-0.50
9	Igor Gyula KIND	HUN	50.57	25.77	25.80	3.50	3.33	3.92	-1.00
10	Davide TOMAS	ITA	50.30	25.00	25.80	3.58	3.50	3.67	-0.50

Legend:

CO Composition **Pl.** Place **PR** Presentation **SK** Skating Skills

DEDUCTION PROTOCOL

ADVANCED NOVICE MEN FREE SKATING

#	Name	Nation	Deductions						Total	
			Costume/ Prop violation	Time violation	Illegal element/ movement	Falls	Interruption in excess	Interruption with allowance		Costume failure
1	Simone CLEMENTINO	ITA				0.50				0.50
2	Davide TOMAS	ITA				0.50				0.50
3	Giovanni AVOLIO	ITA								0.00
4	Lenny OLIVIER	FRA				0.50				0.50
5	Alessandro GIULIANO	ITA				0.50				0.50
6	Igor Gyula KIND	HUN				1.00				1.00
7	Gion SCHMID	SUI				0.50				0.50
8	Edoardo Luigi PROFAIZER	ITA				0.50				0.50
9	Michelangelo CAPRANO	GER				1.00				1.00
10	Sandro de ANGELO	SUI								0.00

Ms. Katarina GROF MITROVIC, ISU

Referee

Ms. Karol PES COSTA, ISU

Technical Controller

JUNIOR WOMEN

Name(s)	Nation	
1 Sara HÖFER	AUT	1
2 Paola JURISIC	AUT	1
3 Samira MITISKA	AUT	1
4 Amelie Emma CEPLOVA	CZE	2
5 Michaela MALKOVA	CZE	2
6 Nela SNEBERGEROVA	CZE	2
7 Barbora TYKALOVA	CZE	2
8 Iida MÄKI	FIN	3
9 Henna MATTILA	FIN	3
10 Vivi NURMI	FIN	3
11 Lily-Rose LAGUERRE	FRA	4
12 Julia Valentina AREVALO STERNHUBER	GER	5
13 Sasha TANDOGAN	GER	5
14 Sharon AGOSTINELLI	ITA	6
15 Carlotta BROGGINI	ITA	6
16 Eleonore CIFERRI	ITA	6
17 Susanna di BARI	ITA	6
18 Sofia GADDO	ITA	6
19 Carlotta Maria GARDINI	ITA	6
20 Linda LEZUO	ITA	6
21 Siqi LIU	ITA	6
22 Matilda MALGARISE	ITA	6
23 Anita MAPELLI	ITA	6
24 Letizia MARTEGANI	ITA	6
25 Chiara MINIGHINI	ITA	6
26 Miriam PLANCHENSTEINER	ITA	6
27 Annalisa URSINO	ITA	6
28 Ysaline HIBON	LUX	7
29 Sara ZOFREA BRAVO	PER	8
30 Eugenia SEKULOVSKI	SUI	9

CALCULATION SETUP VERIFICATION FOR REFEREE

Category Junior Women

Event parameter

Software Version	1.7.5.0	Competition Type	International Competition
Elm Xml Version	2324.0	Calculation	ISU Judging System
Sys Elm Xml Version	0	Trimmed Mean	Starts With 5 Judges
		Verification Rules Season	2023-2024

Category parameter


Category type	Singles	Level	Junior
Gender	Lady		

Segment Short Program

		checksum element table:	90aa310fbfcc81fba3c5d089923e40a3
General segment factor	1.00	Program time	2:40 +/- 10 sec.
Credit for highlight distribution	1.10	Start time 2nd half of program	1:20
		Verification Rules	ISU Rules
Program components:	Factor	Deductions:	Entered By Values
General component factor	1.00		
1: Composition	1.33	1: Costume/Prop violation	Majority 0 -1
2: Presentation	1.33	2: Time violation	Referee 0 -1 -2 -3 -4 -5 -6
3: Skating Skills	1.33	3:	
		4: Illegal element/movement	Technical Panel 0 -2 -4 -6
		5: Falls	Technical Panel -1 per Fall
		6: Interruption in excess	Referee 0 -1 -2 -3 -4 -5 -6
		7: Interruption with allowance	Referee 0 -5
		8:	
		9:	
		10: Costume failure	Referee 0 -1
		11: Late start	Referee 0 -1

Segment Free Skating

		checksum element table:	90aa310fbfcc81fba3c5d089923e40a3
General segment factor	1.00	Program time	3:30 +/- 10 sec.
Credit for highlight distribution	1.10	Start time 2nd half of program	1:45
		Verification Rules	ISU Rules
Program components:	Factor	Deductions:	Entered By Values
General component factor	1.00		
1: Composition	2.67	1: Costume/Prop violation	Majority 0 -1
2: Presentation	2.67	2: Time violation	Referee 0 -1 -2 -3 -4 -5 -6
3: Skating Skills	2.67	3:	
		4: Illegal element/movement	Technical Panel 0 -2 -4 -6
		5: Falls	Technical Panel -1 per Fall
		6: Interruption in excess	Referee 0 -1 -2 -3 -4 -5 -6
		7: Interruption with allowance	Referee 0 -5
		8:	
		9:	
		10: Costume failure	Referee 0 -1
		11: Late start	Referee 0 -1


 Ms. Eva SZILAGYI

printed: 24.02.2024 19:13



Μεγάλο
Ice Trophy
Memorial Martina Bantioli



JUNIOR WOMEN

MeranArena	24 FEB 2024	14:45	Short Program
	25 FEB 2024	10:30	Free Skating

Size of Skating Arena:	30m*60m
Ice Conditions:	very good
Number of Entries:	30
Number of Participants:	30

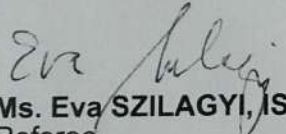
Entry Withdrawn:

Short Program		
Duration:	2:40 +/- 10 seconds	
Segment Factor:	1.00	
Program Component Factors:	Composition	1.33
	Presentation	1.33
	Skating Skills	1.33

Free Skating		
Duration:	3:30 +/- 10 seconds	
Segment Factor:	1.00	
Program Component Factors:	Composition	2.67
	Presentation	2.67
	Skating Skills	2.67

RESULTS
JUNIOR WOMEN

Pl.	Name	Nation	Total Score	SP	FS
1	Chiara MINIGHINI	ITA	158.85	1	2
2	Barbora TYKALOVA	CZE	150.08	6	1
3	Eugenia SEKULOVSKI	SUI	141.20	3	3
4	Carlotta Maria GARDINI	ITA	138.69	2	5
5	Sofia GADDO	ITA	133.74	7	4
6	Nela SNEBERGEROVA	CZE	132.46	5	7
7	Siqi LIU	ITA	129.49	9	6
8	Carlotta BROGGINI	ITA	124.58	4	10
9	Vivi NURMI	FIN	123.23	8	8
10	Iida MÄKI	FIN	116.62	12	9
11	Anita MAPELLI	ITA	115.72	10	12
12	Linda LEZUO	ITA	114.81	13	11
13	Amelie Emma CEPLOVA	CZE	110.21	16	16
14	Henna MATTILA	FIN	110.10	17	13
15	Michaela MALKOVA	CZE	110.10	14	17
16	Letizia MARTEGANI	ITA	109.73	18	14
17	Lily-Rose LAGUERRE	FRA	107.43	11	18
18	Eleonora CIFERRI	ITA	106.08	20	15
19	Sasha TANDOGAN	GER	97.54	19	19
20	Sara HÖFER	AUT	95.40	15	25
21	Miriam PLANCHENSTEINER	ITA	94.47	21	21
22	Ysaline HIBON	LUX	93.69	22	22
23	Susanna di BARI	ITA	93.41	25	20
24	Sharon AGOSTINELLI	ITA	90.90	24	23
25	Julia Valentina. AREVALO STERNHUBER	GER	89.13	26	24
26	Samira MITISKA	AUT	87.89	23	26
27	Paola JURISIC	AUT	79.09	28	27
Withdrawn					
	Sara ZOFREA BRAVO	PER	28.62	27	WD
	Matilda MALGARISE	ITA		WD	
	Annalisa URSINO	ITA		WD	


Ms. Eva SZILAGYI, ISU
 Referee


Ms. Elisabetta BIGNARDI, ISU
 Technical Controller

Legend:
 SP Short Program FS Free Skating WD Withdrawn PI. Place

RESULTS

JUNIOR WOMEN SHORT PROGRAM

Pl.	Name	Nation	Total Segment Score
1	Chiara MINIGHINI	ITA	56.11
2	Carlotta Maria GARDINI	ITA	51.64
3	Eugenia SEKULOVSKI	SUI	50.34
4	Carlotta BROGGINI	ITA	48.84
5	Nela SNEBERGEROVA	CZE	47.28
6	Barbora TYKALOVA	CZE	45.93
7	Sofia GADDO	ITA	44.48
8	Vivi NURMI	FIN	42.93
9	Siqi LIU	ITA	42.71
10	Anita MAPELLI	ITA	41.49
11	Lily-Rose LAGUERRE	FRA	39.69
12	Iida MÄKI	FIN	39.10
13	Linda LEZUO	ITA	39.08
14	Michaela MALKOVA	CZE	38.99
15	Sara HÖFER	AUT	38.61
16	Amelie Emma CEPLOVA	CZE	38.44
17	Henna MATTILA	FIN	37.57
18	Letizia MARTEGANI	ITA	37.28
19	Sasha TANDOGAN	GER	35.54
20	Eleonora CIFERRI	ITA	34.09
21	Miriam PLANCHENSTEINER	ITA	33.67
22	Ysaline HIBON	LUX	33.46
23	Samira MITISKA	AUT	32.75
24	Sharon AGOSTINELLI	ITA	32.53
25	Susanna di BARI	ITA	32.01
26	Julia Valentina. AREVALO STERNHUBER	GER	31.77
27	Sara ZOFREA BRAVO	PER	28.62
28	Paola JURISIC	AUT	27.13
Withdrawn			
	Matilda MALGARISE	ITA	WD
	Annalisa URSINO	ITA	WD

Ms. Eva SZILAGYI, ISU
Referee

Ms. Elisabetta BIGNARDI, ISU
Technical Controller

Legend:
WD Withdrawn

PANEL OF JUDGES JUNIOR WOMEN SHORT PROGRAM

Officials

Technical Controller	Ms. Elisabetta BIGNARDI	ISU
Technical Specialist	Mr. Ryan SUTHERLAND	ISU
Technical Specialist	Ms. Vojislava VASOVIC	ISU

Judges

Referee	Ms. Eva SZILAGYI	ISU
Judge No. 1	Ms. Virginia de AGOSTINI	ITA
Judge No. 2	Ms. Karol PES COSTA	ITA
Judge No. 3	Ms. Jana KOSTALOVA	CZE
Judge No. 4	Ms. Oksana DOLHOPOLOVA	UKR
Judge No. 5	Ms. Donatella LEONELLI	SUI

Data/Replay Operator

Data Operator	Ms. Flavia GRAGLIA	ISU
Replay Operator	Ms. Sarah DONNELLY	ISU

JUDGES DETAILS PER SKATER

JUNIOR WOMEN SHORT PROGRAM

Rank	Name	Nation	Starting Number	Total Segment Score	Total Element Score	Total Program Component Score (factored)	Total Deductions									
1	Chiara MINIGHINI	ITA	14	56.11	32.06	24.05	0.00									
#	Executed Elements	Info	Base Value	GOE	J1	J2	J3	J4	J5	J6	J7	J8	J9	Ref.	Scores of Panel	
1	3F+3Tq	!	9.50	-1.41	-2	-3	-3	-2	-3						8.09	
2	3Lz		5.90	0.00	0	0	0	0	-1						5.90	
3	FSSp4		3.00	0.00	0	1	0	0	0						3.00	
4	2A		3.63	x 0.66	2	1	2	2	2						4.29	
5	LSp4		2.70	0.27	1	1	1	1	1						2.97	
6	StSq3		3.30	0.66	2	1	2	2	2						3.96	
7	CCoSp4		3.50	0.35	1	1	2	1	1						3.85	
			31.53												32.06	
Program Components			Factor													
Composition			1.33	6.25	6.00	6.50	6.50	5.25								6.25
Presentation			1.33	6.25	5.75	6.25	6.25	5.50								6.08
Skating Skills			1.33	5.75	5.50	6.00	6.00	5.25								5.75
Judges Total Program Component Score (factored)														24.05		
Deductions:														0.00		
Rank	Name	Nation	Starting Number	Total Segment Score	Total Element Score	Total Program Component Score (factored)	Total Deductions									
2	Carlotta Maria GARDINI	ITA	28	51.64	28.72	22.92	0.00									
#	Executed Elements	Info	Base Value	GOE	J1	J2	J3	J4	J5	J6	J7	J8	J9	Ref.	Scores of Panel	
1	3Lzq	q	5.90	-2.36	-4	-4	-4	-4	-5						3.54	
2	3Lo+2T		6.20	0.00	0	1	0	0	0						6.20	
3	CCoSp4		3.50	0.58	2	1	1	2	2						4.08	
4	2A		3.63	x 0.22	1	1	0	1	0						3.85	
5	StSq4		3.90	0.78	2	1	3	2	2						4.68	
6	FSSp4		3.00	0.40	2	1	2	1	1						3.40	
7	LSp4		2.70	0.27	1	1	1	1	1						2.97	
			28.83												28.72	
Program Components			Factor													
Composition			1.33	6.50	6.00	6.00	5.50	4.25								5.83
Presentation			1.33	6.50	6.25	5.75	5.50	5.00								5.83
Skating Skills			1.33	6.50	6.00	5.75	5.00	4.75								5.58
Judges Total Program Component Score (factored)														22.92		
Deductions:														0.00		
Rank	Name	Nation	Starting Number	Total Segment Score	Total Element Score	Total Program Component Score (factored)	Total Deductions									
3	Eugenia SEKULOVSKI	SUI	21	50.34	29.06	21.28	0.00									
#	Executed Elements	Info	Base Value	GOE	J1	J2	J3	J4	J5	J6	J7	J8	J9	Ref.	Scores of Panel	
1	3T+3Tq	q	8.40	-0.84	-1	-2	-3	-2	-2						7.56	
2	3Lzq	q	5.90	-1.38	-2	-2	-4	-2	-3						4.52	
3	CCoSp4		3.50	0.35	1	1	1	1	2						3.85	
4	StSq3		3.30	0.22	0	1	0	1	2						3.52	
5	2A		3.63	x 0.33	1	1	1	0	1						3.96	
6	FSSp3		2.60	0.26	1	1	1	1	2						2.86	
7	LSp4		2.70	0.09	0	1	1	0	0						2.79	
			30.03												29.06	
Program Components			Factor													
Composition			1.33	5.00	6.25	5.25	5.50	5.25								5.33
Presentation			1.33	4.75	5.50	5.25	5.25	5.25								5.25
Skating Skills			1.33	5.00	5.75	5.50	5.50	5.25								5.42
Judges Total Program Component Score (factored)														21.28		
Deductions:														0.00		

JUDGES DETAILS PER SKATER

JUNIOR WOMEN SHORT PROGRAM

Rank	Name	Nation	Starting Number	Total Segment Score	Total Element Score	Total Program Component Score (factored)	Total Deductions								
4	Carlotta BROGGINI	ITA	7	48.84	25.89	22.95	0.00								
#	Executed Elements	Info	Base Value	GOE	J1	J2	J3	J4	J5	J6	J7	J8	J9	Ref.	Scores of Panel
1	3T+2T		5.50	0.42	1	1	2	1	1						5.92
2	2A		3.30	0.44	2	2	1	1	1						3.74
3	FSSp4		3.00	0.30	1	1	1	1	1						3.30
4	2Lz	x	2.31	0.07	2	1	0	0	0						2.38
5	CSp4		2.60	0.26	1	1	1	1	1						2.86
6	StSq3		3.30	0.66	2	2	2	1	2						3.96
7	CCoSp4		3.50	0.23	1	1	0	1	0						3.73
			23.51												25.89
Program Components			Factor												
	Composition			1.33	5.50	6.50	6.25	5.50	4.50						5.75
	Presentation			1.33	6.00	6.75	6.00	5.00	5.25						5.75
	Skating Skills			1.33	5.75	6.25	6.25	5.25	4.50						5.75
Judges Total Program Component Score (factored)															22.95
Deductions:															0.00
Rank	Name	Nation	Starting Number	Total Segment Score	Total Element Score	Total Program Component Score (factored)	Total Deductions								
5	Nela SNEBERGEROVA	CZE	30	47.28	25.88	21.40	0.00								
#	Executed Elements	Info	Base Value	GOE	J1	J2	J3	J4	J5	J6	J7	J8	J9	Ref.	Scores of Panel
1	2A		3.30	0.33	2	1	1	1	1						3.63
2	3T+3T		8.40	0.84	2	2	1	2	2						9.24
3	FSSp3		2.60	-0.17	-2	-1	0	0	-1						2.43
4	2Lz		2.10	0.28	2	1	2	1	1						2.38
5	CSp4		2.60	0.17	0	2	2	-1	0						2.77
6	CCoSp4		3.50	-0.93	-2	-2	-3	-3	-3						2.57
7	StSq2		2.60	0.26	0	2	1	1	1						2.86
			25.10												25.88
Program Components			Factor												
	Composition			1.33	5.50	6.25	5.50	5.25	5.25						5.42
	Presentation			1.33	4.75	6.00	5.50	5.50	5.25						5.42
	Skating Skills			1.33	5.00	6.00	5.25	4.75	5.50						5.25
Judges Total Program Component Score (factored)															21.40
Deductions:															0.00
Rank	Name	Nation	Starting Number	Total Segment Score	Total Element Score	Total Program Component Score (factored)	Total Deductions								
6	Barbora TYKALOVA	CZE	24	45.93	26.32	22.61	-3.00								
#	Executed Elements	Info	Base Value	GOE	J1	J2	J3	J4	J5	J6	J7	J8	J9	Ref.	Scores of Panel
1	3T+3Tq	F	8.40	-2.10	-5	-5	-5	-5	-5						6.30
2	3Lzq	F	5.90	-2.95	-5	-5	-5	-5	-5						2.95
3	FSSp4		3.00	0.30	1	1	1	1	0						3.30
4	2A	x	3.63	0.66	2	2	2	1	2						4.29
5	CCoSp3		3.00	0.30	2	1	0	0	3						3.30
6	StSq2		2.60	0.43	1	1	2	2	3						3.03
7	LSp4		2.70	0.45	2	2	1	1	2						3.15
			29.23												26.32
Program Components			Factor												
	Composition			1.33	5.00	6.00	6.00	6.00	5.25						5.75
	Presentation			1.33	5.25	5.75	5.50	5.25	5.25						5.33
	Skating Skills			1.33	5.25	6.00	6.00	5.75	6.00						5.92
Judges Total Program Component Score (factored)															22.61
Deductions:			Time violation	-1.00	Falls	-2.00	(2)								-3.00

JUDGES DETAILS PER SKATER

JUNIOR WOMEN SHORT PROGRAM

Rank	Name	Nation	Starting Number	Total Segment Score	Total Element Score	Total Program Component Score (factored)	Total Deductions									
7	Sofia GADDO	ITA	29	44.48	23.31	21.17	0.00									
#	Executed Elements	Info	Base Value	GOE	J1	J2	J3	J4	J5	J6	J7	J8	J9	Ref.	Scores of Panel	
1	LSp4		2.70	0.27	1	2	1	1	1						2.97	
2	3T+3T<<	<<	5.50	-2.10	-4	-5	-5	-5	-5						3.40	
3	2A		3.30	0.66	1	2	2	2	2						3.96	
4	FSSp4		3.00	0.20	1	0	1	1	0						3.20	
5	2Lz	x	2.31	0.35	2	2	2	1	1						2.66	
6	StSq3		3.30	0.44	0	1	2	2	1						3.74	
7	CCoSp4		3.50	-0.12	0	0	0	-2	-1						3.38	
			23.61												23.31	
Program Components				Factor												
Composition				1.33	4.75	5.75	6.25	5.50	4.50							5.33
Presentation				1.33	4.50	5.25	6.00	5.00	4.25							4.92
Skating Skills				1.33	5.50	5.75	6.25	5.75	4.75							5.67
Judges Total Program Component Score (factored)															21.17	
Deductions:															0.00	

Rank	Name	Nation	Starting Number	Total Segment Score	Total Element Score	Total Program Component Score (factored)	Total Deductions									
8	Vivi NURMI	FIN	6	42.93	24.31	18.62	0.00									
#	Executed Elements	Info	Base Value	GOE	J1	J2	J3	J4	J5	J6	J7	J8	J9	Ref.	Scores of Panel	
1	2Lz		2.10	0.21	1	1	1	1	1						2.31	
2	3S+2T		5.60	0.43	2	2	0	1	0						6.03	
3	CSp4		2.60	0.26	1	1	1	1	1						2.86	
4	2A		3.30	0.22	1	1	1	0	0						3.52	
5	FSSp3		2.60	-0.26	-1	-1	-1	-2	-1						2.34	
6	StSq3		3.30	0.22	0	0	1	1	1						3.52	
7	CCoSp4		3.50	0.23	1	0	1	0	2						3.73	
			23.00												24.31	
Program Components				Factor												
Composition				1.33	5.00	4.75	4.75	4.75	3.75							4.75
Presentation				1.33	5.25	4.25	4.50	4.75	4.75							4.67
Skating Skills				1.33	4.75	4.50	4.75	4.50	4.50							4.58
Judges Total Program Component Score (factored)															18.62	
Deductions:															0.00	

Rank	Name	Nation	Starting Number	Total Segment Score	Total Element Score	Total Program Component Score (factored)	Total Deductions									
9	Siqi LIU	ITA	1	42.71	20.86	21.85	0.00									
#	Executed Elements	Info	Base Value	GOE	J1	J2	J3	J4	J5	J6	J7	J8	J9	Ref.	Scores of Panel	
1	3T+2T		5.50	0.42	1	1	1	1	1						5.92	
2	2Lz		2.10	0.00	0	0	0	0	1						2.10	
3	FSSp4		3.00	0.60	2	2	1	2	3						3.60	
4	StSq4		3.90	0.52	2	1	1	1	2						4.42	
5	A*	*	0.00	0.00	-	-	-	-	-						0.00	
6	CCoSp2V		1.88	0.06	1	1	0	0	0						1.94	
7	LSp4		2.70	0.18	0	-1	1	1	2						2.88	
			19.08												20.86	
Program Components				Factor												
Composition				1.33	5.25	5.50	6.00	5.75	5.00							5.50
Presentation				1.33	5.25	6.00	5.50	5.50	5.50							5.50
Skating Skills				1.33	5.25	5.25	6.00	5.75	5.00							5.42
Judges Total Program Component Score (factored)															21.85	
Deductions:															0.00	

JUDGES DETAILS PER SKATER

JUNIOR WOMEN SHORT PROGRAM

Rank	Name	Nation	Starting Number	Total Segment Score	Total Element Score	Total Program Component Score (factored)	Total Deductions								
10	Anita MAPELLI	ITA	25	41.49	22.54	18.95	0.00								
#	Executed Elements	Info	Base Value	GOE	J1	J2	J3	J4	J5	J6	J7	J8	J9	Ref.	Scores of Panel
1	3S<+2T	<	4.74	-0.69	-2	-2	-3	0	-2						4.05
2	2Lz		2.10	0.21	2	1	1	1	1						2.31
3	CCoSp4		3.50	0.23	1	1	0	0	1						3.73
4	2A	x	3.63	0.22	1	2	0	0	1						3.85
5	LSp4		2.70	-0.18	2	1	-2	-2	-1						2.52
6	StSq3		3.30	0.33	0	2	0	1	2						3.63
7	FSSp2		2.30	0.15	1	1	0	0	1						2.45
			22.27												22.54
Program Components				Factor											
Composition				1.33	5.25	6.50	4.50	4.50	4.50					4.75	
Presentation				1.33	5.00	6.00	4.25	4.25	4.75					4.67	
Skating Skills				1.33	5.25	6.25	4.50	4.50	4.75					4.83	
Judges Total Program Component Score (factored)												18.95			
Deductions:														0.00	

Rank	Name	Nation	Starting Number	Total Segment Score	Total Element Score	Total Program Component Score (factored)	Total Deductions								
11	Lily-Rose LAGUERRE	FRA	5	39.69	22.27	17.42	0.00								
#	Executed Elements	Info	Base Value	GOE	J1	J2	J3	J4	J5	J6	J7	J8	J9	Ref.	Scores of Panel
1	2A		3.30	0.22	1	1	0	0	2						3.52
2	3T+2T		5.50	-0.98	-1	-3	-3	-2	-2						4.52
3	CSp4		2.60	0.43	2	1	-1	2	2						3.03
4	2Lz	x	2.31	0.00	0	0	0	0	1						2.31
5	FSSp4		3.00	0.10	0	1	0	0	2						3.10
6	StSq2		2.60	-0.43	-1	-2	0	-2	-3						2.17
7	CCoSp4		3.50	0.12	1	-1	2	0	0						3.62
			22.81												22.27
Program Components				Factor											
Composition				1.33	4.50	4.00	4.75	4.50	4.50					4.50	
Presentation				1.33	3.75	3.75	4.25	4.50	4.50					4.17	
Skating Skills				1.33	4.25	4.25	4.75	4.25	4.75					4.42	
Judges Total Program Component Score (factored)												17.42			
Deductions:														0.00	

Rank	Name	Nation	Starting Number	Total Segment Score	Total Element Score	Total Program Component Score (factored)	Total Deductions								
12	Iida MÄKI	FIN	11	39.10	19.16	19.94	0.00								
#	Executed Elements	Info	Base Value	GOE	J1	J2	J3	J4	J5	J6	J7	J8	J9	Ref.	Scores of Panel
1	2Lz		2.10	0.28	2	1	1	1	2						2.38
2	3S+1T<<*	*	4.30	-2.15	-5	-5	-5	-5	-5						2.15
3	FSSp4		3.00	0.00	-1	1	0	0	0						3.00
4	2A	x	3.63	-0.99	-3	-3	-3	-3	-3						2.64
5	CSp3		2.30	0.23	0	1	1	1	2						2.53
6	StSq2		2.60	0.26	0	1	1	1	2						2.86
7	CCoSp3		3.00	0.60	2	2	2	1	2						3.60
			20.93												19.16
Program Components				Factor											
Composition				1.33	5.25	5.50	5.00	5.00	4.25					5.08	
Presentation				1.33	5.25	5.75	4.75	4.50	4.50					4.83	
Skating Skills				1.33	5.25	5.50	5.00	5.00	4.25					5.08	
Judges Total Program Component Score (factored)												19.94			
Deductions:														0.00	

JUDGES DETAILS PER SKATER

JUNIOR WOMEN SHORT PROGRAM

Rank	Name	Nation	Starting Number	Total Segment Score	Total Element Score	Total Program Component Score (factored)	Total Deductions									
13	Linda LEZUO	ITA	12	39.08	20.01	20.07	-1.00									
#	Executed Elements	Info	Base Value	GOE	J1	J2	J3	J4	J5	J6	J7	J8	J9	Ref.	Scores of Panel	
1	2A		3.30	0.44	2	1	2	1	0						3.74	
2	3S<+COMBO	F	3.44	-1.72	-5	-5	-5	-5	-5						1.72	
3	CSp4		2.60	0.35	1	2	2	1	1						2.95	
4	StSq2		2.60	0.43	1	1	2	2	2						3.03	
5	2Lz!	!	2.31	x -0.14	1	-1	-1	0	-1						2.17	
6	CCoSp4		3.50	0.47	1	1	2	1	2						3.97	
7	FSSp3		2.60	-0.17	-2	-1	0	0	-1						2.43	
			20.35												20.01	
Program Components				Factor												
Composition				1.33	4.50	5.25	6.00	5.00	4.25							4.92
Presentation				1.33	4.75	5.50	5.75	4.75	4.75							5.00
Skating Skills				1.33	5.50	4.75	5.50	5.25	4.50							5.17
Judges Total Program Component Score (factored)															20.07	
Deductions:				Falls	-1.00	(1)									-1.00	

Rank	Name	Nation	Starting Number	Total Segment Score	Total Element Score	Total Program Component Score (factored)	Total Deductions									
14	Michaela MALKOVA	CZE	10	38.99	22.15	17.84	-1.00									
#	Executed Elements	Info	Base Value	GOE	J1	J2	J3	J4	J5	J6	J7	J8	J9	Ref.	Scores of Panel	
1	3T+2T		5.50	0.00	0	-1	0	0	0						5.50	
2	3Lz	F	5.90	-2.95	-5	-5	-5	-5	-5						2.95	
3	FSSp4		3.00	0.10	0	-1	1	1	0						3.10	
4	2A		3.30	-0.77	-3	-2	-3	-2	-2						2.53	
5	CSp4		2.60	0.26	0	1	1	1	1						2.86	
6	StSq3		3.30	0.22	0	-1	1	1	1						3.52	
7	CCoSp2V		1.88	-0.19	-1	0	-2	-2	0						1.69	
			25.48												22.15	
Program Components				Factor												
Composition				1.33	4.25	4.25	5.00	4.50	4.25							4.33
Presentation				1.33	3.75	4.00	4.75	4.50	4.50							4.33
Skating Skills				1.33	4.50	4.00	5.25	5.00	4.75							4.75
Judges Total Program Component Score (factored)															17.84	
Deductions:				Falls	-1.00	(1)									-1.00	

Rank	Name	Nation	Starting Number	Total Segment Score	Total Element Score	Total Program Component Score (factored)	Total Deductions									
15	Sara HÖFER	AUT	4	38.61	20.75	17.86	0.00									
#	Executed Elements	Info	Base Value	GOE	J1	J2	J3	J4	J5	J6	J7	J8	J9	Ref.	Scores of Panel	
1	2Aq	q	3.30	-0.99	-2	-2	-4	-3	-4						2.31	
2	3Sq+2T	q	5.60	-1.86	-4	-3	-5	-4	-5						3.74	
3	FSSp4		3.00	0.00	0	0	0	1	0						3.00	
4	2Lz	x	2.31	0.00	0	0	0	0	0						2.31	
5	LSp3		2.40	0.16	0	-1	1	1	1						2.56	
6	CCoSp4		3.50	0.47	1	1	1	2	2						3.97	
7	StSq2		2.60	0.26	1	0	1	1	1						2.86	
			22.71												20.75	
Program Components				Factor												
Composition				1.33	4.25	4.75	4.75	4.50	3.25							4.50
Presentation				1.33	4.75	4.50	4.50	4.25	3.75							4.42
Skating Skills				1.33	5.25	4.50	4.75	4.25	4.00							4.50
Judges Total Program Component Score (factored)															17.86	
Deductions:															0.00	

JUDGES DETAILS PER SKATER

JUNIOR WOMEN SHORT PROGRAM

Rank	Name	Nation	Starting Number	Total Segment Score	Total Element Score	Total Program Component Score (factored)	Total Deductions								
16	Amelie Emma CEPLOVA	CZE	26	38.44	19.61	18.83	0.00								
#	Executed Elements	Info	Base Value	GOE	J1	J2	J3	J4	J5	J6	J7	J8	J9	Ref.	Scores of Panel
1	2A		3.30	0.00	0	1	0	0	0						3.30
2	3S+1Lo*	*	4.30	-2.15	-5	-5	-5	-5	-5						2.15
3	2Lz		2.10	0.07	2	0	1	0	0						2.17
4	LSp4		2.70	0.54	2	2	1	2	2						3.24
5	StSq2		2.60	0.26	0	1	1	1	1						2.86
6	FSSp3		2.60	0.26	1	1	1	1	1						2.86
7	CCoSp4		3.50	-0.47	-1	-1	-2	-2	-1						3.03
			21.10												19.61
Program Components				Factor											
Composition				1.33	5.25	5.75	4.75	4.50	4.50						4.83
Presentation				1.33	5.00	5.00	4.75	4.75	4.50						4.83
Skating Skills				1.33	4.50	5.50	4.50	4.25	4.50						4.50
Judges Total Program Component Score (factored)															18.83
Deductions:															0.00

Rank	Name	Nation	Starting Number	Total Segment Score	Total Element Score	Total Program Component Score (factored)	Total Deductions								
17	Henna MATTILA	FIN	16	37.57	19.19	19.38	-1.00								
#	Executed Elements	Info	Base Value	GOE	J1	J2	J3	J4	J5	J6	J7	J8	J9	Ref.	Scores of Panel
1	3S+COMBO+2T*	*	4.30	-2.15	-4	-5	-5	-5	-5						2.15
2	2A	F	3.30	-1.65	-5	-5	-5	-5	-5						1.65
3	FSSp3		2.60	0.52	2	0	2	2	2						3.12
4	2Lz!	!	2.10	-0.21	0	-1	-1	-1	-1						1.89
5	LSp4		2.70	0.18	0	0	1	1	1						2.88
6	StSq3		3.30	0.00	0	0	0	0	0						3.30
7	CCoSp4		3.50	0.70	2	0	2	2	2						4.20
			21.80												19.19
Program Components				Factor											
Composition				1.33	5.25	4.50	5.50	4.75	3.75						4.83
Presentation				1.33	6.00	4.75	5.00	4.50	5.00						4.92
Skating Skills				1.33	5.75	4.25	5.00	5.00	4.50						4.83
Judges Total Program Component Score (factored)															19.38
Deductions:							Falls	-1.00	(1)						-1.00

Rank	Name	Nation	Starting Number	Total Segment Score	Total Element Score	Total Program Component Score (factored)	Total Deductions								
18	Letizia MARTEGANI	ITA	13	37.28	20.10	18.18	-1.00								
#	Executed Elements	Info	Base Value	GOE	J1	J2	J3	J4	J5	J6	J7	J8	J9	Ref.	Scores of Panel
1	2A		3.30	0.33	1	1	1	1	1						3.63
2	3S<+COMBO	F	3.44	-1.72	-5	-5	-5	-5	-5						1.72
3	CSp4		2.60	0.43	1	1	2	2	2						3.03
4	StSq2		2.60	0.00	-1	0	1	0	0						2.60
5	2Lz	x	2.31	0.07	2	1	0	0	0						2.38
6	FSSp3		2.60	0.17	0	1	1	1	0						2.77
7	CCoSp4		3.50	0.47	1	0	2	1	2						3.97
			20.35												20.10
Program Components				Factor											
Composition				1.33	4.50	4.50	5.50	5.00	4.50						4.67
Presentation				1.33	4.25	4.00	5.00	4.50	4.25						4.33
Skating Skills				1.33	4.25	5.00	5.25	4.75	4.25						4.67
Judges Total Program Component Score (factored)															18.18
Deductions:							Falls	-1.00	(1)						-1.00

JUDGES DETAILS PER SKATER

JUNIOR WOMEN SHORT PROGRAM

Rank	Name	Nation	Starting Number	Total Segment Score	Total Element Score	Total Program Component Score (factored)	Total Deductions								
19	Sasha TANDOGAN	GER	9	35.54	19.13	18.41	-2.00								
#	Executed Elements	Info	Base Value	GOE	J1	J2	J3	J4	J5	J6	J7	J8	J9	Ref.	Scores of Panel
1	3Lz	F	5.90	-2.95	-5	-5	-5	-5	-5						2.95
2	3Loq+COMBO	F	4.90	-2.45	-5	-5	-5	-5	-5						2.45
3	CCoSp4		3.50	0.47	0	0	2	2	2						3.97
4	2A		3.63	x -0.33	-1	-1	-2	-1	-1						3.30
5	LSp3		2.40	-0.16	-1	-2	1	-1	0						2.24
6	FSSp2		2.30	0.00	0	0	0	0	0						2.30
7	StSq1		1.80	0.12	0	1	0	1	3						1.92
			24.43												19.13
Program Components			Factor												
	Composition			1.33	4.25	4.75	5.00	5.00	4.50						4.75
	Presentation			1.33	4.50	4.25	4.25	4.50	4.50						4.42
	Skating Skills			1.33	4.25	4.50	4.75	5.00	4.75						4.67
Judges Total Program Component Score (factored)															18.41
Deductions:			Falls		-2.00	(2)									-2.00

Rank	Name	Nation	Starting Number	Total Segment Score	Total Element Score	Total Program Component Score (factored)	Total Deductions								
20	Eleonora CIFERRI	ITA	20	34.09	17.24	17.85	-1.00								
#	Executed Elements	Info	Base Value	GOE	J1	J2	J3	J4	J5	J6	J7	J8	J9	Ref.	Scores of Panel
1	3S+COMBO	F	4.30	-2.15	-5	-5	-5	-5	-5						2.15
2	2Lz		2.10	0.21	2	1	1	1	0						2.31
3	FSSp3		2.60	0.00	0	0	-1	0	0						2.60
4	2A		3.63	x 0.00	0	0	0	0	0						3.63
5	LSp2		1.90	-0.25	-1	-1	-2	-1	-2						1.65
6	StSq1		1.80	0.00	-1	1	0	-1	1						1.80
7	CCoSp3		3.00	0.10	1	0	0	1	0						3.10
			19.33												17.24
Program Components			Factor												
	Composition			1.33	5.25	4.75	4.00	4.25	4.25						4.42
	Presentation			1.33	5.50	5.00	4.00	4.00	4.75						4.58
	Skating Skills			1.33	5.25	4.50	4.50	4.25	4.25						4.42
Judges Total Program Component Score (factored)															17.85
Deductions:			Falls		-1.00	(1)									-1.00

Rank	Name	Nation	Starting Number	Total Segment Score	Total Element Score	Total Program Component Score (factored)	Total Deductions								
21	Miriam PLANCHENSTEINER	ITA	3	33.67	17.59	16.08	0.00								
#	Executed Elements	Info	Base Value	GOE	J1	J2	J3	J4	J5	J6	J7	J8	J9	Ref.	Scores of Panel
1	2A<<	<<	1.10	-0.55	-4	-5	-5	-5	-5						0.55
2	2Fq+2Lo	q	3.50	-0.42	-2	-3	-3	-2	-2						3.08
3	LSp4		2.70	0.18	-1	1	1	1	0						2.88
4	2Lz		2.31	x 0.07	1	0	0	0	1						2.38
5	FSSp3		2.60	0.00	0	0	-2	1	0						2.60
6	StSq2		2.60	-0.35	-1	-1	-2	-2	-1						2.25
7	CCoSp4		3.50	0.35	1	1	1	1	2						3.85
			18.31												17.59
Program Components			Factor												
	Composition			1.33	4.50	4.50	3.75	4.25	3.75						4.17
	Presentation			1.33	4.00	4.00	3.75	3.75	4.00						3.92
	Skating Skills			1.33	4.50	4.00	4.00	4.00	3.75						4.00
Judges Total Program Component Score (factored)															16.08
Deductions:															0.00

JUDGES DETAILS PER SKATER

JUNIOR WOMEN SHORT PROGRAM

Rank	Name	Nation	Starting Number	Total Segment Score	Total Element Score	Total Program Component Score (factored)	Total Deductions								
22	Ysaline HIBON	LUX	15	33.46	15.40	18.06	0.00								
#	Executed Elements	Info	Base Value	GOE	J1	J2	J3	J4	J5	J6	J7	J8	J9	Ref.	Scores of Panel
1	2A<<	<<	1.10	-0.55	-4	-5	-5	-5	-5						0.55
2	2F+2T		3.10	0.06	2	0	0	1	0						3.16
3	CCoSp4		3.50	0.00	1	0	0	0	0						3.50
4	LSp3		2.40	0.32	1	2	2	1	1						2.72
5	1Lz*	*	0.00	x 0.00	-	-	-	-	-						0.00
6	FSSp4		3.00	-0.30	-1	-1	-1	-1	-2						2.70
7	StSq2		2.60	0.17	0	1	1	0	1						2.77
			15.70												15.40
Program Components			Factor												
Composition			1.33	4.50	4.75	4.75	4.50	4.50					4.58		
Presentation			1.33	5.25	4.75	4.50	4.25	4.50					4.58		
Skating Skills			1.33	4.50	4.50	4.25	4.00	4.50					4.42		
Judges Total Program Component Score (factored)													18.06		
Deductions:														0.00	
Rank	Name	Nation	Starting Number	Total Segment Score	Total Element Score	Total Program Component Score (factored)	Total Deductions								
23	Samira MITISKA	AUT	2	32.75	16.57	16.18	0.00								
#	Executed Elements	Info	Base Value	GOE	J1	J2	J3	J4	J5	J6	J7	J8	J9	Ref.	Scores of Panel
1	2A<<	<<	1.10	-0.51	-4	-3	-5	-5	-5						0.59
2	2F<+2Lo<	<	2.80	-0.58	-4	-4	-5	-4	-4						2.22
3	CCoSp4		3.50	0.12	0	0	0	1	1						3.62
4	StSq3		3.30	0.11	0	-1	1	0	1						3.41
5	FSSp2		2.30	-0.15	0	0	-2	-1	-1						2.15
6	2Lzq	q	2.31	x -0.42	0	-2	-2	-2	-2						1.89
7	CSp4		2.60	0.09	0	0	1	0	1						2.69
			17.91												16.57
Program Components			Factor												
Composition			1.33	4.50	4.50	3.50	3.75	4.50					4.25		
Presentation			1.33	4.25	4.00	3.50	3.25	4.50					3.92		
Skating Skills			1.33	4.75	4.25	3.75	3.50	4.00					4.00		
Judges Total Program Component Score (factored)													16.18		
Deductions:														0.00	
Rank	Name	Nation	Starting Number	Total Segment Score	Total Element Score	Total Program Component Score (factored)	Total Deductions								
24	Sharon AGOSTINELLI	ITA	18	32.53	16.57	16.96	-1.00								
#	Executed Elements	Info	Base Value	GOE	J1	J2	J3	J4	J5	J6	J7	J8	J9	Ref.	Scores of Panel
1	2A	F	3.30	-1.65	-5	-5	-5	-5	-5						1.65
2	2Lz		2.10	0.21	2	1	1	1	1						2.31
3	2F+2T		3.10	-0.06	0	0	-1	-2	0						3.04
4	CSp3		2.30	0.08	0	0	1	1	0						2.38
5	StSq2		2.60	0.09	0	0	1	1	0						2.69
6	FSSp3		2.60	-0.43	-2	-1	-2	-1	-2						2.17
7	CCoSp2		2.50	-0.17	0	-1	0	-1	-1						2.33
			18.50												16.57
Program Components			Factor												
Composition			1.33	4.75	4.00	4.50	4.25	3.25					4.25		
Presentation			1.33	4.50	4.00	4.50	3.75	4.50					4.33		
Skating Skills			1.33	4.50	3.75	4.25	4.25	4.00					4.17		
Judges Total Program Component Score (factored)													16.96		
Deductions:							Falls						-1.00 (1)	-1.00	

JUDGES DETAILS PER SKATER

JUNIOR WOMEN SHORT PROGRAM

Rank	Name	Nation	Starting Number	Total Segment Score	Total Element Score	Total Program Component Score (factored)	Total Deductions									
25	Susanna di BARI	ITA	8	32.01	16.61	16.40	-1.00									
#	Executed Elements	Info	Base Value	GOE	J1	J2	J3	J4	J5	J6	J7	J8	J9	Ref.	Scores of Panel	
1	2A	F	3.30	-1.65	-5	-5	-5	-5	-5						1.65	
2	2Lz<<	<<	0.60	-0.30	-4	-5	-5	-5	-5						0.30	
3	FSSp4		3.00	0.20	1	0	0	1	2						3.20	
4	2F!+2T	!	3.41	x -0.18	-1	-1	-1	-1	-1						3.23	
5	CSp3		2.30	-0.23	-1	-1	1	-1	-2						2.07	
6	CCoSp4		3.50	0.23	0	0	1	1	1						3.73	
7	StSq2		2.60	-0.17	0	-1	-1	-1	0						2.43	
			18.71												16.61	
Program Components				Factor												
Composition				1.33	4.25	4.50	4.00	4.00	3.25							4.08
Presentation				1.33	4.00	4.25	4.00	3.75	4.00							4.00
Skating Skills				1.33	4.25	4.50	4.25	4.25	3.75							4.25
Judges Total Program Component Score (factored)															16.40	
Deductions:				Falls	-1.00 (1)											-1.00

Rank	Name	Nation	Starting Number	Total Segment Score	Total Element Score	Total Program Component Score (factored)	Total Deductions									
26	Julia Valentina. AREVALO STERNHUBER	GER	19	31.77	17.16	15.61	-1.00									
#	Executed Elements	Info	Base Value	GOE	J1	J2	J3	J4	J5	J6	J7	J8	J9	Ref.	Scores of Panel	
1	2F+2T		3.10	0.00	1	0	-1	0	0						3.10	
2	2A<	F	2.64	-1.32	-5	-5	-5	-5	-5						1.32	
3	FSSp4		3.00	0.10	1	-1	0	1	0						3.10	
4	LSp2		1.90	-0.25	-1	-1	-1	-3	-2						1.65	
5	2Lz	x	2.31	0.21	1	1	1	1	0						2.52	
6	CCoSp4		3.50	0.35	1	0	1	1	1						3.85	
7	StSq1		1.80	-0.18	0	0	-1	-2	-2						1.62	
			18.25												17.16	
Program Components				Factor												
Composition				1.33	5.00	4.25	3.75	3.50	3.50							3.83
Presentation				1.33	5.00	4.00	3.75	4.00	4.25							4.08
Skating Skills				1.33	4.50	3.75	4.00	3.75	3.75							3.83
Judges Total Program Component Score (factored)															15.61	
Deductions:				Falls	-1.00 (1)											-1.00

Rank	Name	Nation	Starting Number	Total Segment Score	Total Element Score	Total Program Component Score (factored)	Total Deductions									
27	Sara ZOFREA BRAVO	PER	23	28.62	14.35	15.27	-1.00									
#	Executed Elements	Info	Base Value	GOE	J1	J2	J3	J4	J5	J6	J7	J8	J9	Ref.	Scores of Panel	
1	2A<	<	2.64	-0.53	-1	-2	-3	-2	-2						2.11	
2	3Lo<+COMBO	F	3.92	-1.96	-5	-5	-5	-5	-5						1.96	
3	FSSp3		2.60	0.09	0	0	0	1	1						2.69	
4	2Lz!	!	2.31	x -0.21	0	-1	-2	-1	-1						2.10	
5	StSq1		1.80	-0.12	0	-1	-2	-1	0						1.68	
6	CSp2		1.80	-0.24	0	0	-2	-3	-2						1.56	
7	CCoSp2		2.50	-0.25	0	-1	-3	-1	-1						2.25	
			17.57												14.35	
Program Components				Factor												
Composition				1.33	4.75	4.25	3.50	3.75	3.50							3.83
Presentation				1.33	4.75	4.00	3.50	3.50	4.00							3.83
Skating Skills				1.33	4.50	4.00	3.75	3.50	3.75							3.83
Judges Total Program Component Score (factored)															15.27	
Deductions:				Falls	-1.00 (1)											-1.00

JUDGES DETAILS PER SKATER

JUNIOR WOMEN SHORT PROGRAM

Rank	Name	Nation	Starting Number	Total Segment Score	Total Element Score	Total Program Component Score (factored)	Total Deductions								
28	Paola JURISIC	AUT	27	27.13	14.93	14.20	-2.00								
#	Executed Elements	Info	Base Value	GOE	J1	J2	J3	J4	J5	J6	J7	J8	J9	Ref.	Scores of Panel
1	3T<+COMBO	F	3.36	-1.68	-5	-5	-5	-5	-5						1.68
2	2Lz		2.10	0.00	0	0	0	0	0						2.10
3	FSSp4		3.00	0.00	0	-1	0	0	1						3.00
4	1A*	*	0.00	x 0.00	-	-	-	-	-						0.00
5	CCoSp4		3.50	0.00	0	-1	0	0	1						3.50
6	LSp3		2.40	0.00	0	-1	0	0	0						2.40
7	StSq2		2.60	-0.35	-1	-1	-2	-2	0						2.25
			16.96												14.93
Program Components			Factor												
Composition			1.33	4.25	4.00	3.25	3.50	3.50							3.67
Presentation			1.33	4.00	3.50	3.25	3.25	3.75							3.50
Skating Skills			1.33	4.25	3.25	3.50	3.50	3.50							3.50
Judges Total Program Component Score (factored)														14.20	
Deductions:		Time violation	-1.00	Falls										-1.00 (1)	-2.00

Legend:

#	Sequence number	GOE	Grade of Execution	Jx	Judges (x=1-9)	Ref.	Referee
*	Invalid element	<	Under-rotated jump	<<	Downgraded jump		
x	Credit for highlight distribution, base value multiplied by 1.1			!	Not clear edge	F	Fall
q	Jump landed on the quarter						

RESULTS DETAILS

JUNIOR WOMEN SHORT PROGRAM

Pl.	Name	Nation	Total Segment Score =	Total Element Score +	Factored Total Component Score +	CO	PR	SK	Deductions -
1	Chiara MINIGHINI	ITA	56.11	32.06	24.05	6.25	6.08	5.75	0.00
2	Carlotta Maria GARDINI	ITA	51.64	28.72	22.92	5.83	5.83	5.58	0.00
3	Eugenia SEKULOVSKI	SUI	50.34	29.06	21.28	5.33	5.25	5.42	0.00
4	Carlotta BROGGINI	ITA	48.84	25.89	22.95	5.75	5.75	5.75	0.00
5	Nela SNEBERGEROVA	CZE	47.28	25.88	21.40	5.42	5.42	5.25	0.00
6	Barbora TYKALOVA	CZE	45.93	26.32	22.61	5.75	5.33	5.92	-3.00
7	Sofia GADDO	ITA	44.48	23.31	21.17	5.33	4.92	5.67	0.00
8	Vivi NURMI	FIN	42.93	24.31	18.62	4.75	4.67	4.58	0.00
9	Siqi LIU	ITA	42.71	20.86	21.85	5.50	5.50	5.42	0.00
10	Anita MAPELLI	ITA	41.49	22.54	18.95	4.75	4.67	4.83	0.00
11	Lily-Rose LAGUERRE	FRA	39.69	22.27	17.42	4.50	4.17	4.42	0.00
12	Iida MÄKI	FIN	39.10	19.16	19.94	5.08	4.83	5.08	0.00
13	Linda LEZUO	ITA	39.08	20.01	20.07	4.92	5.00	5.17	-1.00
14	Michaela MALKOVA	CZE	38.99	22.15	17.84	4.33	4.33	4.75	-1.00
15	Sara HÖFER	AUT	38.61	20.75	17.86	4.50	4.42	4.50	0.00
16	Amelie Emma CEPLOVA	CZE	38.44	19.61	18.83	4.83	4.83	4.50	0.00
17	Henna MATTILA	FIN	37.57	19.19	19.38	4.83	4.92	4.83	-1.00
18	Letizia MARTEGANI	ITA	37.28	20.10	18.18	4.67	4.33	4.67	-1.00
19	Sasha TANDOGAN	GER	35.54	19.13	18.41	4.75	4.42	4.67	-2.00
20	Eleonora CIFERRI	ITA	34.09	17.24	17.85	4.42	4.58	4.42	-1.00
21	Miriam PLANCHENSTEINER	ITA	33.67	17.59	16.08	4.17	3.92	4.00	0.00
22	Ysaline HIBON	LUX	33.46	15.40	18.06	4.58	4.58	4.42	0.00
23	Samira MITISKA	AUT	32.75	16.57	16.18	4.25	3.92	4.00	0.00
24	Sharon AGOSTINELLI	ITA	32.53	16.57	16.96	4.25	4.33	4.17	-1.00
25	Susanna di BARI	ITA	32.01	16.61	16.40	4.08	4.00	4.25	-1.00
26	Julia Valentina. AREVALO STERNHUBER	GER	31.77	17.16	15.61	3.83	4.08	3.83	-1.00
27	Sara ZOFREA BRAVO	PER	28.62	14.35	15.27	3.83	3.83	3.83	-1.00
28	Paola JURISIC	AUT	27.13	14.93	14.20	3.67	3.50	3.50	-2.00

Legend:

CO	Composition	Pl.	Place	PR	Presentation	SK	Skating Skills
----	-------------	-----	-------	----	--------------	----	----------------

DEDUCTION PROTOCOL

JUNIOR WOMEN SHORT PROGRAM

#	Name	Nation	Deductions					Total	
			Costume/ Prop violation	Time violation	Illegal element/ movement	Falls in excess	Interruption with allowance		Costume failure
1	Siqi LIU	ITA							0.00
2	Samira MITISKA	AUT							0.00
3	Miriam PLANCHENSTEINER	ITA							0.00
4	Sara HÖFER	AUT							0.00
5	Lily-Rose LAGUERRE	FRA							0.00
6	Vivi NURMI	FIN							0.00
7	Carlotta BROGGINI	ITA							0.00
8	Susanna di BARI	ITA				1.00			1.00
9	Sasha TANDOGAN	GER				2.00			2.00
10	Michaela MALKOVA	CZE				1.00			1.00
11	Iida MÄKI	FIN							0.00
12	Linda LEZUO	ITA				1.00			1.00
13	Letizia MARTEGANI	ITA				1.00			1.00
14	Chiara MINIGHINI	ITA							0.00
15	Ysaline HIBON	LUX							0.00
16	Henna MATTILA	FIN				1.00			1.00
17	Annalisa URSINO	ITA							0.00
18	Sharon AGOSTINELLI	ITA				1.00			1.00
19	Julia Valentina. AREVALO STERNHUBER	GER				1.00			1.00
20	Eleonora CIFERRI	ITA				1.00			1.00
21	Eugenia SEKULOVSKI	SUI							0.00
22	Matilda MALGARISE	ITA							0.00
23	Sara ZOFREA BRAVO	PER				1.00			1.00
24	Barbora TYKALOVA	CZE		1.00		2.00			3.00
25	Anita MAPELLI	ITA							0.00
26	Amelie Emma CEPLOVA	CZE							0.00
27	Paola JURISIC	AUT		1.00		1.00			2.00
28	Carlotta Maria GARDINI	ITA							0.00
29	Sofia GADDO	ITA							0.00

#	Name	Nation	Deductions						Total		
			Costume/ Prop violation	Time violation	Illegal element/ movement	Falls in excess	Interruption in excess	Interruption with allowance		Costume failure	Late start
30	Nela SNEBERGEROVA	CZE									0.00

Ms. Eva SZILAGYI, ISU

Referee

Ms. Elisabetta BIGNARDI, ISU

Technical Controller

RESULTS

JUNIOR WOMEN FREE SKATING

Pl.	Name	Nation	Total Segment Score
1	Barbora TYKALOVA	CZE	104.15
2	Chiara MINIGHINI	ITA	102.74
3	Eugenia SEKULOVSKI	SUI	90.86
4	Sofia GADDO	ITA	89.26
5	Carlotta Maria GARDINI	ITA	87.05
6	Siqi LIU	ITA	86.78
7	Nela SNEBERGEROVA	CZE	85.18
8	Vivi NURMI	FIN	80.30
9	Iida MÄKI	FIN	77.52
10	Carlotta BROGGINI	ITA	75.74
11	Linda LEZUO	ITA	75.73
12	Anita MAPELLI	ITA	74.23
13	Henna MATTILA	FIN	72.53
14	Letizia MARTEGANI	ITA	72.45
15	Eleonora CIFERRI	ITA	71.99
16	Amelie Emma CEPLOVA	CZE	71.77
17	Michaela MALKOVA	CZE	71.11
18	Lily-Rose LAGUERRE	FRA	67.74
19	Sasha TANDOGAN	GER	62.00
20	Susanna di BARI	ITA	61.40
21	Miriam PLANCHENSTEINER	ITA	60.80
22	Ysaline HIBON	LUX	60.23
23	Sharon AGOSTINELLI	ITA	58.37
24	Julia Valentina. AREVALO STERNHUBER	GER	57.36
25	Sara HÖFER	AUT	56.79
26	Samira MITISKA	AUT	55.14
27	Paola JURISIC	AUT	51.96
Withdrawn			
	Sara ZOFREA BRAVO	PER	WD

Ms. Eva SZILAGYI, ISU
Referee

Ms. Elisabetta BIGNARDI, ISU
Technical Controller

Legend:
WD Withdrawn

PANEL OF JUDGES

JUNIOR WOMEN FREE SKATING

Officials

Technical Controller	Ms. Elisabetta BIGNARDI	ISU
Technical Specialist	Mr. Ryan SUTHERLAND	ISU
Technical Specialist	Ms. Vojislava VASOVIC	ISU

Judges

Referee	Ms. Eva SZILAGYI	ISU
Judge No. 1	Ms. Virginia de AGOSTINI	ITA
Judge No. 2	Ms. Karol PES COSTA	ITA
Judge No. 3	Ms. Jana KOSTALOVA	CZE
Judge No. 4	Ms. Oksana DOLHOPOLOVA	UKR
Judge No. 5	Ms. Donatella LEONELLI	SUI

Data/Replay Operator

Data Operator	Ms. Flavia GRAGLIA	ISU
Replay Operator	Ms. Sarah DONNELLY	ISU

JUDGES DETAILS PER SKATER

JUNIOR WOMEN FREE SKATING

Rank	Name	Nation	Starting Number	Total Segment Score	Total Element Score	Total Program Component Score (factored)	Total Deductions
1	Barbora TYKALOVA	CZE	23	104.15	57.42	46.73	0.00

#	Executed Elements	Info	Base Value	GOE	J1	J2	J3	J4	J5	J6	J7	J8	J9	Ref.	Scores of Panel
1	3F+2A+SEQ		8.60	-0.35	0	-1	-1	-1	0						8.25
2	3Lz		5.90	-0.59	-1	-1	-1	-1	-1						5.31
3	3Lo+2T		6.20	0.49	2	1	1	1	1						6.69
4	3F		5.30	0.00	1	0	0	0	0						5.30
5	FCCoSp4		3.50	0.70	2	2	2	2	2						4.20
6	3T		4.62	x 0.42	1	2	1	1	1						5.04
7	3Loq	q	5.39	x -0.82	-1	-2	-1	-2	-2						4.57
8	2A+1Eu+3S<	<	7.96	x -0.92	-2	-3	-3	-2	-3						7.04
9	ChSq1		3.00	0.67	1	-1	1	2	2						3.67
10	LSp4		2.70	0.45	1	1	2	2	2						3.15
11	CCoSp4		3.50	0.70	2	2	2	2	2						4.20
			56.67												57.42
Program Components				Factor											
Composition				2.67	6.00	5.25	6.50	6.25	5.75						6.00
Presentation				2.67	5.25	5.00	6.00	5.75	5.50						5.50
Skating Skills				2.67	6.00	5.50	6.50	6.00	6.00						6.00
Judges Total Program Component Score (factored)															46.73

Deductions: 0.00

Rank	Name	Nation	Starting Number	Total Segment Score	Total Element Score	Total Program Component Score (factored)	Total Deductions
2	Chiara MINIGHINI	ITA	28	102.74	51.80	50.94	0.00

#	Executed Elements	Info	Base Value	GOE	J1	J2	J3	J4	J5	J6	J7	J8	J9	Ref.	Scores of Panel
1	3Lz+2T		7.20	0.59	1	1	1	1	1						7.79
2	3Lz+2A+1A+SEQ		10.30	0.98	2	1	2	2	0						11.28
3	3F!q	!	5.30	-2.65	-4	-5	-5	-5	-5						2.65
4	3F+2T		6.60	0.35	1	1	2	0	0						6.95
5	2S	x	1.43	-0.13	-1	-1	-1	-1	-2						1.30
6	FSSp4		3.00	0.30	1	2	1	1	1						3.30
7	LSp3		2.40	0.24	1	1	1	1	1						2.64
8	3T	x	4.62	-1.26	-3	-3	-3	-3	-3						3.36
9	2A	x	3.63	0.55	2	2	1	2	1						4.18
10	CCoSp4		3.50	0.35	1	1	2	1	1						3.85
11	ChSq1		3.00	1.50	2	3	3	3	3						4.50
			50.98												51.80
Program Components				Factor											
Composition				2.67	6.00	6.25	7.00	7.00	5.50						6.42
Presentation				2.67	5.50	6.50	6.75	6.50	6.00						6.33
Skating Skills				2.67	5.75	6.25	7.00	7.00	5.75						6.33
Judges Total Program Component Score (factored)															50.94

Deductions: 0.00

JUDGES DETAILS PER SKATER

JUNIOR WOMEN FREE SKATING

Rank	Name	Nation	Starting Number	Total Segment Score	Total Element Score	Total Program Component Score (factored)	Total Deductions								
3	Eugenia SEKULOVSKI	SUI	26	90.86	47.71	43.15	0.00								
#	Executed Elements	Info	Base Value	GOE	J1	J2	J3	J4	J5	J6	J7	J8	J9	Ref.	Scores of Panel
1	3Lzq+2T	q	7.20	-1.18	-1	-2	-2	-2	-2						6.02
2	3F		5.30	0.53	1	1	1	1	1						5.83
3	3Lz		5.90	0.59	2	0	1	1	1						6.49
4	2A		3.30	0.22	1	1	0	0	1						3.52
5	FSSp3		2.60	-0.26	0	-1	-1	-1	-1						2.34
6	3T+2T+2A+SEQ		9.68	-0.28	0	-1	-1	-1	0						9.40
7	3T<+1Lo	<	4.25	x -0.78	-3	-2	-3	-2	-2						3.47
8	2S<<	<<	0.44	x -0.20	-4	-5	-5	-5	-5						0.24
9	FCCoSp4		3.50	0.00	0	-1	0	0	0						3.50
10	CCoSp4		3.50	0.23	1	0	2	1	0						3.73
11	ChSq1		3.00	0.17	0	0	1	1	0						3.17
			48.67												47.71
Program Components			Factor												
Composition			2.67	5.25	5.50	6.00	5.75	5.50							5.58
Presentation			2.67	4.50	5.00	5.50	5.25	5.00							5.08
Skating Skills			2.67	5.50	5.00	5.75	5.50	5.50							5.50
Judges Total Program Component Score (factored)													43.15		

Deductions:

0.00

Rank	Name	Nation	Starting Number	Total Segment Score	Total Element Score	Total Program Component Score (factored)	Total Deductions								
4	Sofia GADDO	ITA	22	89.26	44.78	44.48	0.00								
#	Executed Elements	Info	Base Value	GOE	J1	J2	J3	J4	J5	J6	J7	J8	J9	Ref.	Scores of Panel
1	3T+2T		5.50	0.42	1	1	1	2	1						5.92
2	3S+2A+SEQ		7.60	-0.86	-2	-2	-2	-1	-3						6.74
3	3Lo		4.90	0.00	0	0	0	0	0						4.90
4	CCoSp4		3.50	-0.12	0	0	-2	-1	1						3.38
5	3T		4.20	0.28	0	1	1	1	0						4.48
6	2A	x	3.63	0.00	1	0	0	0	0						3.63
7	ChSq1		3.00	0.83	1	1	2	2	2						3.83
8	2Lz+2Lo+2T<	<	5.32	x -0.84	-3	-4	-4	-4	-5						4.48
9	2Lz	x	2.31	0.21	2	1	0	1	1						2.52
10	FCCoSp3		3.00	-0.50	0	-2	-3	-1	-2						2.50
11	LSp3		2.40	0.00	0	0	0	0	-1						2.40
			45.36												44.78
Program Components			Factor												
Composition			2.67	5.25	6.00	6.25	6.00	4.75							5.75
Presentation			2.67	4.75	5.50	6.00	5.75	4.50							5.33
Skating Skills			2.67	5.00	5.75	6.00	6.25	4.75							5.58
Judges Total Program Component Score (factored)													44.48		

Deductions:

0.00

JUDGES DETAILS PER SKATER

JUNIOR WOMEN FREE SKATING

Rank	Name	Nation	Starting Number	Total Segment Score	Total Element Score	Total Program Component Score (factored)	Total Deductions									
5	Carlotta Maria GARDINI	ITA	27	87.05	39.78	48.27	-1.00									
#	Executed Elements	Info	Base Value	GOE	J1	J2	J3	J4	J5	J6	J7	J8	J9	Ref.	Scores of Panel	
1	3Lzq	q	5.90	-2.95	-4	-5	-5	-5	-5						2.95	
2	3Loq	F	4.90	-2.45	-5	-5	-5	-5	-5						2.45	
3	2A		3.30	-0.55	-1	-1	-2	-2	-2						2.75	
4	3Lo+REP		3.43	0.00	1	0	-1	0	0						3.43	
5	ChSq1		3.00	0.67	1	1	2	2	1						3.67	
6	3S<+2T	<	5.21	x -0.69	-2	-3	-2	-2	-2						4.52	
7	2F+1Eu+2S		3.96	x 0.06	1	0	0	1	0						4.02	
8	FCCoSp4		3.50	0.35	2	1	1	1	0						3.85	
9	2A+2T	x	5.06	0.00	0	-1	0	0	0						5.06	
10	CCoSp4		3.50	0.70	2	2	2	2	1						4.20	
11	LSp4		2.70	0.18	0	1	2	1	0						2.88	
			44.46												39.78	
Program Components				Factor												
Composition				2.67	5.50	6.25	6.50	6.50	5.00							6.08
Presentation				2.67	5.75	6.00	6.00	6.25	4.75							5.92
Skating Skills				2.67	6.00	6.00	6.50	6.25	5.25							6.08
Judges Total Program Component Score (factored)															48.27	
Deductions:				Falls	-1.00	(1)									-1.00	

Rank	Name	Nation	Starting Number	Total Segment Score	Total Element Score	Total Program Component Score (factored)	Total Deductions									
6	Siqi LIU	ITA	20	86.78	40.51	46.27	0.00									
#	Executed Elements	Info	Base Value	GOE	J1	J2	J3	J4	J5	J6	J7	J8	J9	Ref.	Scores of Panel	
1	3T+2T		5.50	0.28	0	1	1	1	0						5.78	
2	2Lz		2.10	0.35	2	2	1	1	2						2.45	
3	3Sq+2T	q	5.60	-2.15	-4	-5	-5	-5	-5						3.45	
4	2A+1Eu+2F		5.60	0.00	2	0	0	0	0						5.60	
5	3T	x	4.62	0.14	1	1	0	0	0						4.76	
6	CCoSp4		3.50	0.35	2	1	1	1	1						3.85	
7	2S<<	<<	0.44	x -0.16	-4	-5	-4	-3	-4						0.28	
8	2A	x	3.63	0.33	2	1	1	1	1						3.96	
9	FCCoSp4		3.50	0.35	2	1	1	1	1						3.85	
10	LSp4		2.70	0.00	0	-1	0	0	1						2.70	
11	ChSq1		3.00	0.83	1	2	1	2	2						3.83	
			40.19												40.51	
Program Components				Factor												
Composition				2.67	5.25	6.00	6.25	6.25	5.00							5.83
Presentation				2.67	5.25	6.00	5.75	6.00	5.50							5.75
Skating Skills				2.67	5.50	5.75	6.00	6.00	5.25							5.75
Judges Total Program Component Score (factored)															46.27	
Deductions:															0.00	

JUDGES DETAILS PER SKATER

JUNIOR WOMEN FREE SKATING

Rank	Name	Nation	Starting Number	Total Segment Score	Total Element Score	Total Program Component Score (factored)	Total Deductions
7	Nela SNEBERGEROVA	CZE	24	85.18	44.04	41.14	0.00

#	Executed Elements	Info	Base Value	GOE	J1	J2	J3	J4	J5	J6	J7	J8	J9	Ref.	Scores of Panel	
1	3S+2T		5.60	-0.29	0	0	-1	-1	-1						5.31	
2	3Lo		4.90	0.16	0	0	1	1	0						5.06	
3	3T+2T		5.50	0.28	1	0	0	1	1						5.78	
4	2F+2A+2A+SEQ		8.40	-0.22	0	-1	0	-1	-1						8.18	
5	CSp4		2.60	0.26	1	1	2	1	1						2.86	
6	2F	x	1.98	0.00	1	0	0	0	0						1.98	
7	FCCoSp4		3.50	0.00	1	0	0	0	0						3.50	
8	ChSq1		3.00	0.00	0	0	0	0	-1						3.00	
9	3T		4.62	x	-1.12	-2	-3	-3	-2	-3					3.50	
10	3S	x	4.73	0.14	0	0	0	1	1						4.87	
11	CoSp		0.00	0.00	-	-	-	-	-						0.00	
			44.83												44.04	
Program Components			Factor													
Composition			2.67	5.25	5.00	5.75	5.75	5.00								5.33
Presentation			2.67	4.50	4.50	5.50	5.75	5.00								5.00
Skating Skills			2.67	4.75	4.75	5.75	5.25	5.25								5.08
Judges Total Program Component Score (factored)													41.14			

Deductions: **0.00**

Rank	Name	Nation	Starting Number	Total Segment Score	Total Element Score	Total Program Component Score (factored)	Total Deductions
8	Vivi NURMI	FIN	21	80.30	40.37	40.93	-1.00

#	Executed Elements	Info	Base Value	GOE	J1	J2	J3	J4	J5	J6	J7	J8	J9	Ref.	Scores of Panel	
1	3Lo		4.90	0.00	0	0	0	0	0						4.90	
2	3S+2T		5.60	0.43	1	1	1	1	1						6.03	
3	3T<<	F	1.30	-0.65	-5	-5	-5	-5	-5						0.65	
4	FSSp4		3.00	0.00	1	0	0	0	0						3.00	
5	3Sq	q	4.30	-0.86	-2	-2	-3	-2	-2						3.44	
6	ChSq1		3.00	0.33	1	0	1	1	-1						3.33	
7	2A+2T	x	5.06	0.00	0	-1	0	0	0						5.06	
8	2A	x	3.63	-0.11	0	-1	-1	0	0						3.52	
9	CSp3		2.30	0.23	1	0	1	1	1						2.53	
10	2Lz+1Eu+2S	x	4.29	0.00	0	0	0	0	0						4.29	
11	CCoSp4		3.50	0.12	1	-1	0	0	1						3.62	
			40.88												40.37	
Program Components			Factor													
Composition			2.67	5.00	5.25	5.75	5.50	4.50								5.25
Presentation			2.67	5.25	4.50	5.50	5.25	4.50								5.00
Skating Skills			2.67	4.75	5.00	5.50	5.75	4.75								5.08
Judges Total Program Component Score (factored)													40.93			

Deductions: Falls -1.00 (1)

JUDGES DETAILS PER SKATER

JUNIOR WOMEN FREE SKATING

Rank	Name	Nation	Starting Number	Total Segment Score	Total Element Score	Total Program Component Score (factored)	Total Deductions									
9	Iida MÄKI	FIN	17	77.52	34.80	42.72	0.00									
#	Executed Elements	Info	Base Value	GOE	J1	J2	J3	J4	J5	J6	J7	J8	J9	Ref.	Scores of Panel	
1	3S+2T		5.60	0.57	2	2	1	1	1						6.17	
2	2Lo		1.70	0.06	1	0	0	0	1						1.76	
3	3S		4.30	0.43	1	1	1	1	0						4.73	
4	FCSp3		2.80	0.37	1	2	2	1	1						3.17	
5	A		0.00	0.00	-	-	-	-	-						0.00	
6	2Lz		2.31	x 0.21	1	1	0	1	1						2.52	
7	1A+1T+2Lo		3.52	x 0.00	0	0	0	0	0						3.52	
8	FCCoSp4V		2.63	-0.09	0	0	0	-1	-1						2.54	
9	ChSq1		3.00	0.67	1	1	2	1	2						3.67	
10	2Lz+2Lo*	*	2.31	x 0.21	2	1	1	1	0						2.52	
11	CCoSp4		3.50	0.70	2	0	3	2	2						4.20	
			31.67												34.80	
Program Components				Factor												
Composition				2.67	5.25	5.75	6.00	5.50	4.50							5.50
Presentation				2.67	5.25	5.50	5.50	5.25	4.75							5.33
Skating Skills				2.67	4.75	5.50	5.75	5.25	4.75							5.17
Judges Total Program Component Score (factored)															42.72	

Deductions:

0.00

Rank	Name	Nation	Starting Number	Total Segment Score	Total Element Score	Total Program Component Score (factored)	Total Deductions									
10	Carlotta BROGGINI	ITA	25	75.74	32.56	43.18	0.00									
#	Executed Elements	Info	Base Value	GOE	J1	J2	J3	J4	J5	J6	J7	J8	J9	Ref.	Scores of Panel	
1	3T		4.20	-2.10	-4	-5	-5	-5	-5						2.10	
2	2S		1.30	-0.09	-1	-1	0	-1	0						1.21	
3	3T+2T		5.50	0.14	0	0	0	1	1						5.64	
4	1S		0.40	-0.03	0	-1	-1	-1	0						0.37	
5	FCCoSp4		3.50	0.23	0	1	1	1	0						3.73	
6	2A		3.63	x 0.22	1	1	0	0	1						3.85	
7	ChSq1		3.00	0.00	-2	-1	0	1	2						3.00	
8	2Lz+1Eu+2S		4.29	x 0.00	0	-1	0	0	0						4.29	
9	2Fe	e	1.58	x -0.34	-1	-3	-3	-2	-2						1.24	
10	CCoSp4		3.50	0.23	1	0	1	0	1						3.73	
11	FSSp4		3.00	0.40	1	1	2	1	2						3.40	
			33.90												32.56	
Program Components				Factor												
Composition				2.67	5.00	5.50	5.50	5.50	5.25							5.42
Presentation				2.67	4.75	5.75	5.50	5.00	5.25							5.25
Skating Skills				2.67	5.50	5.25	5.75	5.50	5.50							5.50
Judges Total Program Component Score (factored)															43.18	

Deductions:

0.00

JUDGES DETAILS PER SKATER

JUNIOR WOMEN FREE SKATING

Rank	Name	Nation	Starting Number	Total Segment Score	Total Element Score	Total Program Component Score (factored)	Total Deductions								
11	Linda LEZUO	ITA	16	75.73	39.59	37.14	-1.00								
#	Executed Elements	Info	Base Value	GOE	J1	J2	J3	J4	J5	J6	J7	J8	J9	Ref.	Scores of Panel
1	3T+2A+2T+SEQ		8.80	0.00	0	0	0	0	0						8.80
2	3Sq	F	4.30	-2.15	-5	-5	-5	-5	-5						2.15
3	3Tq	q	4.20	-0.84	-2	-2	-2	-2	-2						3.36
4	3S<+2T	<	4.74	-0.92	-3	-2	-4	-2	-3						3.82
5	2Lo	x	1.87	0.11	1	2	0	0	1						1.98
6	CCoSp4V		2.63	0.44	1	0	2	2	2						3.07
7	2A	x	3.63	0.33	1	2	1	1	0						3.96
8	ChSq1		3.00	0.50	1	2	1	1	1						3.50
9	2Lz+2Lo	x	4.18	0.00	0	-1	0	0	0						4.18
10	FCCoSp3V		2.25	-0.23	-1	-1	-2	-1	-1						2.02
11	SSp4		2.50	0.25	1	1	0	1	1						2.75
			42.10												39.59
Program Components				Factor											
Composition				2.67	4.75	5.25	4.75	4.75	4.50						4.75
Presentation				2.67	4.75	5.50	4.50	4.50	4.50						4.58
Skating Skills				2.67	4.50	5.00	5.00	4.25	4.25						4.58
Judges Total Program Component Score (factored)															37.14
Deductions:		Falls											-1.00 (1)		

Rank	Name	Nation	Starting Number	Total Segment Score	Total Element Score	Total Program Component Score (factored)	Total Deductions								
12	Anita MAPELLI	ITA	19	74.23	35.85	39.38	-1.00								
#	Executed Elements	Info	Base Value	GOE	J1	J2	J3	J4	J5	J6	J7	J8	J9	Ref.	Scores of Panel
1	3T<+2T	<	4.66	-0.78	-3	-2	-5	-2	-2						3.88
2	1S		0.40	-0.04	-1	-2	-1	-1	0						0.36
3	LSp4		2.70	0.09	0	0	1	0	1						2.79
4	3S+2T		5.60	0.00	0	1	0	0	0						5.60
5	2A		3.30	0.11	1	1	0	0	0						3.41
6	CCoSp4		3.50	0.35	1	1	0	1	1						3.85
7	3S<	<	3.78	-0.80	-2	-2	-3	-2	-3						2.98
8	2A	x	3.63	0.00	0	-1	0	0	0						3.63
9	ChSq1		3.00	0.50	1	1	1	1	2						3.50
10	2Lz+2Lo	F	4.18	-1.05	-5	-5	-5	-5	-5						3.13
11	FCCoSp4V		2.63	0.09	1	0	1	0	0						2.72
			37.38												35.85
Program Components				Factor											
Composition				2.67	5.25	5.00	5.25	5.50	4.50						5.17
Presentation				2.67	4.50	4.50	4.75	4.75	4.50						4.58
Skating Skills				2.67	4.75	5.25	5.00	5.25	4.50						5.00
Judges Total Program Component Score (factored)															39.38
Deductions:		Falls											-1.00 (1)		

JUDGES DETAILS PER SKATER

JUNIOR WOMEN FREE SKATING

Rank	Name	Nation	Starting Number	Total Segment Score	Total Element Score	Total Program Component Score (factored)	Total Deductions								
13	Henna MATTILA	FIN	12	72.53	33.27	40.26	-1.00								
#	Executed Elements	Info	Base Value	GOE	J1	J2	J3	J4	J5	J6	J7	J8	J9	Ref.	Scores of Panel
1	3S+2T		5.60	0.43	2	1	1	1	0						6.03
2	1A		1.10	0.04	1	0	0	0	1						1.14
3	3S		4.30	-0.29	0	-1	-2	-1	0						4.01
4	FSSp3		2.60	0.35	1	0	2	2	1						2.95
5	1A		1.10	0.11	1	1	1	0	1						1.21
6	ChSq1		3.00	0.50	1	1	1	0	1						3.50
7	2Lz!+2T	!	3.74	x	-0.21	-1	-1	0	-1	-1					3.53
8	2F	F	1.98	x	-0.90	-5	-5	-5	-5	-5					1.08
9	LSp3		2.40	0.16	1	-1	1	0	1						2.56
10	2F+1Eu+2S		3.96	x	0.00	1	0	0	0	0					3.96
11	CCoSp3		3.00	0.30	1	1	1	1	1						3.30
			32.78												33.27
Program Components				Factor											
Composition				2.67	5.25	5.25	5.00	5.00	4.50						5.08
Presentation				2.67	5.50	5.25	4.50	5.00	4.75						5.00
Skating Skills				2.67	5.00	5.00	5.00	4.75	5.00						5.00
Judges Total Program Component Score (factored)															40.26
Deductions:		Falls											-1.00 (1)		
															-1.00

Rank	Name	Nation	Starting Number	Total Segment Score	Total Element Score	Total Program Component Score (factored)	Total Deductions								
14	Letizia MARTEGANI	ITA	11	72.45	35.28	37.17	0.00								
#	Executed Elements	Info	Base Value	GOE	J1	J2	J3	J4	J5	J6	J7	J8	J9	Ref.	Scores of Panel
1	2A		3.30	-0.33	-1	-1	-2	-1	-1						2.97
2	3S<	<	3.44	-0.92	-3	-2	-3	-3	-2						2.52
3	2A		3.30	-0.33	-1	-1	0	-1	-1						2.97
4	2Lz+1Eu+2S		3.90	0.00	0	0	0	0	0						3.90
5	CCoSp4		3.50	0.47	1	1	1	2	2						3.97
6	2Fe+2T	e	3.01	x	-0.34	-2	-3	-3	-2	-2					2.67
7	2Lz+2T		3.74	x	0.07	1	1	0	0	0					3.81
8	ChSq1		3.00	0.33	0	2	1	1	0						3.33
9	2Lo		1.87	x	0.00	0	1	0	0	0					1.87
10	FCCoSp4		3.50	0.47	1	1	2	1	2						3.97
11	FCSSp4		3.00	0.30	1	1	1	1	1						3.30
			35.56												35.28
Program Components				Factor											
Composition				2.67	4.75	5.00	5.00	5.00	4.25						4.92
Presentation				2.67	3.50	4.75	4.50	4.25	4.25						4.33
Skating Skills				2.67	4.25	4.75	4.75	4.75	4.50						4.67
Judges Total Program Component Score (factored)															37.17
Deductions:															0.00

JUDGES DETAILS PER SKATER

JUNIOR WOMEN FREE SKATING

Rank	Name	Nation	Starting Number	Total Segment Score	Total Element Score	Total Program Component Score (factored)	Total Deductions								
15	Eleonora CIFERRI	ITA	9	71.99	35.61	37.38	-1.00								
#	Executed Elements	Info	Base Value	GOE	J1	J2	J3	J4	J5	J6	J7	J8	J9	Ref.	Scores of Panel
1	3S+2T		5.60	0.57	1	1	2	1	2						6.17
2	3Lo	F	4.90	-2.45	-5	-5	-5	-5	-5						2.45
3	3S		4.30	-1.29	-3	-3	-4	-3	-3						3.01
4	2A+2T		4.60	0.00	0	0	0	0	0						4.60
5	FCCoSp1		2.00	0.20	2	0	1	1	1						2.20
6	2F+1Eu+2S		3.96	x 0.00	2	0	0	0	0						3.96
7	ChSq1		3.00	0.50	1	1	2	1	1						3.50
8	2Lz	x	2.31	0.07	1	1	0	0	0						2.38
9	2Lz	x	2.31	0.14	1	1	0	1	0						2.45
10	CCoSp3V		2.25	0.00	0	-1	0	0	0						2.25
11	LSp3		2.40	0.24	1	1	1	1	1						2.64
			37.63												35.61
Program Components				Factor											
Composition				2.67	5.00	4.75	5.25	4.75	4.25						4.83
Presentation				2.67	4.25	4.50	5.00	4.50	4.25						4.42
Skating Skills				2.67	4.75	4.75	4.75	5.00	4.25						4.75
Judges Total Program Component Score (factored)															37.38
Deductions:		Falls		-1.00	(1)										-1.00

Rank	Name	Nation	Starting Number	Total Segment Score	Total Element Score	Total Program Component Score (factored)	Total Deductions								
16	Amelie Emma CEPLOVA	CZE	13	71.77	37.42	35.35	-1.00								
#	Executed Elements	Info	Base Value	GOE	J1	J2	J3	J4	J5	J6	J7	J8	J9	Ref.	Scores of Panel
1	3S<+1Eu+3S<	<	7.38	-1.26	-3	-5	-3	-4	-4						6.12
2	3T+2A+SEQ		7.50	-0.56	-1	-2	-1	-2	-1						6.94
3	2A		3.30	-0.11	0	-1	0	-1	0						3.19
4	3T		4.20	-1.96	-4	-5	-5	-4	-5						2.24
5	FCCoSp4		3.50	0.00	0	-1	1	0	0						3.50
6	2F+2T	x	3.41	-0.12	0	-1	-1	-1	0						3.29
7	2Lo	x	1.87	0.00	0	0	0	0	0						1.87
8	2Lze	F x	1.85	-0.84	-5	-5	-5	-5	-5						1.01
9	LSp4		2.70	0.27	1	-1	1	1	1						2.97
10	ChSq1		3.00	-0.33	-1	-2	0	-1	0						2.67
11	CCoSp4		3.50	0.12	1	-1	0	1	0						3.62
			42.21												37.42
Program Components				Factor											
Composition				2.67	5.25	4.50	4.75	4.50	4.25						4.58
Presentation				2.67	4.00	4.25	4.50	4.50	4.25						4.33
Skating Skills				2.67	4.25	4.25	4.75	4.50	4.00						4.33
Judges Total Program Component Score (factored)															35.35
Deductions:		Falls		-1.00	(1)										-1.00

JUDGES DETAILS PER SKATER

JUNIOR WOMEN FREE SKATING

Rank	Name	Nation	Starting Number	Total Segment Score	Total Element Score	Total Program Component Score (factored)	Total Deductions								
17	Michaela MALKOVA	CZE	15	71.11	39.62	32.49	-1.00								
#	Executed Elements	Info	Base Value	GOE	J1	J2	J3	J4	J5	J6	J7	J8	J9	Ref.	Scores of Panel
1	3F	F	5.30	-2.65	-5	-5	-5	-5	-5						2.65
2	3Fq+1Eu+2S	q	7.10	-1.24	-1	-3	-2	-3	-2						5.86
3	3Lo		4.90	0.00	0	-1	1	0	0						4.90
4	CCoSp4		3.50	0.12	0	0	1	1	0						3.62
5	3T		4.20	-0.84	-2	-2	-3	-2	-2						3.36
6	3T+1T		5.06	x -0.42	-1	-1	-2	-1	-1						4.64
7	2A		3.63	x -0.77	-2	-3	-3	-2	-2						2.86
8	FCCoSp3		3.00	0.20	0	0	1	1	1						3.20
9	ChSq1		3.00	-0.33	-1	-2	1	0	-1						2.67
10	2F+2T		3.41	x -0.30	-1	-1	-2	-2	-2						3.11
11	SSp4		2.50	0.25	1	0	1	1	1						2.75
			45.60												39.62
Program Components				Factor											
Composition				2.67	4.25	3.75	4.75	4.00	3.75					4.00	
Presentation				2.67	3.50	3.50	4.25	3.75	4.00					3.75	
Skating Skills				2.67	4.25	4.00	5.00	4.50	4.50					4.42	
Judges Total Program Component Score (factored)												32.49			
Deductions:				Falls	-1.00 (1)							-1.00			

Rank	Name	Nation	Starting Number	Total Segment Score	Total Element Score	Total Program Component Score (factored)	Total Deductions								
18	Lily-Rose LAGUERRE	FRA	18	67.74	31.24	36.50	0.00								
#	Executed Elements	Info	Base Value	GOE	J1	J2	J3	J4	J5	J6	J7	J8	J9	Ref.	Scores of Panel
1	2A		3.30	0.22	0	1	1	0	1						3.52
2	3T		4.20	-0.42	-1	-1	-1	-1	-1						3.78
3	2A		3.30	-0.55	-2	-1	-2	-2	-1						2.75
4	CCoSp4		3.50	0.35	1	1	1	1	2						3.85
5	2Lz!+2T+2Lo	!	5.10	-0.21	-2	-1	0	-1	-1						4.89
6	1F		0.55	x -0.02	0	-1	-2	0	0						0.53
7	2Lze	e	1.85	x -0.67	-4	-4	-5	-4	-4						1.18
8	ChSq1		3.00	-0.33	0	-1	1	-2	-1						2.67
9	2Lo		1.87	x -0.11	-1	-1	0	0	-1						1.76
10	CSSp3		2.60	0.09	1	0	0	0	1						2.69
11	FCCoSp4		3.50	0.12	0	0	2	1	0						3.62
			32.77												31.24
Program Components				Factor											
Composition				2.67	4.75	4.75	5.00	4.75	4.00					4.75	
Presentation				2.67	4.00	4.50	4.75	4.75	4.00					4.42	
Skating Skills				2.67	4.50	4.25	4.75	4.50	4.50					4.50	
Judges Total Program Component Score (factored)												36.50			
Deductions:												0.00			

JUDGES DETAILS PER SKATER

JUNIOR WOMEN FREE SKATING

Rank	Name	Nation	Starting Number	Total Segment Score	Total Element Score	Total Program Component Score (factored)	Total Deductions									
19	Sasha TANDOGAN	GER	10	62.00	29.62	33.38	-1.00									
#	Executed Elements	Info	Base Value	GOE	J1	J2	J3	J4	J5	J6	J7	J8	J9	Ref.	Scores of Panel	
1	2Lo<<	<<	0.50	-0.23	-4	-3	-5	-5	-5						0.27	
2	2Lo		1.70	-0.57	-4	-3	-3	-4	-3						1.13	
3	3S		4.30	-0.72	-3	-1	-2	-2	-1						3.58	
4	FCCoSp2V		1.88	-0.38	0	-1	-3	-3	-2						1.50	
5	ChSq1		3.00	0.67	1	1	1	2	2						3.67	
6	3Tq	F	4.20	-2.10	-5	-5	-5	-5	-5						2.10	
7	2Lz+1Eu+2S		4.29	x 0.00	1	0	0	0	0						4.29	
8	2A+1Eu+1S*	*	4.18	x -1.21	-4	-4	-5	-3	-2						2.97	
9	2Aq+1A+SEQ	q	4.84	x -0.66	-1	-3	-2	-2	-2						4.18	
10	CCoSp4		3.50	0.00	1	0	0	0	0						3.50	
11	LSp4		2.70	-0.27	0	-1	-3	-1	-1						2.43	
			35.09												29.62	
Program Components			Factor													
Composition			2.67	4.50	4.75	4.00	4.25	4.00								4.25
Presentation			2.67	3.75	4.00	3.75	3.75	3.75								3.75
Skating Skills			2.67	4.25	4.50	4.50	4.75	4.50								4.50
Judges Total Program Component Score (factored)																33.38
Deductions:			Falls	-1.00 (1)											-1.00	

Rank	Name	Nation	Starting Number	Total Segment Score	Total Element Score	Total Program Component Score (factored)	Total Deductions									
20	Susanna di BARI	ITA	4	61.40	32.70	30.70	-2.00									
#	Executed Elements	Info	Base Value	GOE	J1	J2	J3	J4	J5	J6	J7	J8	J9	Ref.	Scores of Panel	
1	2A+2T		4.60	0.00	0	0	0	0	0						4.60	
2	3Sq	F	4.30	-2.15	-5	-5	-5	-5	-5						2.15	
3	2A		3.30	0.00	0	0	0	0	0						3.30	
4	FCCoSp3		3.00	0.40	0	1	1	2	2						3.40	
5	2Lz+1Eu+2S		3.90	-0.07	-1	-1	0	0	0						3.83	
6	2Lz		2.31	x 0.00	0	0	0	0	0						2.31	
7	2F!	F	1.98	x -0.90	-5	-5	-5	-5	-5						1.08	
8	CCoSp4		3.50	-0.47	-1	-2	-1	-2	-1						3.03	
9	ChSq1		3.00	0.17	0	0	1	1	0						3.17	
10	2F+2T		3.41	x 0.00	-1	0	0	0	0						3.41	
11	SSp4		2.50	-0.08	0	0	0	-1	-1						2.42	
			35.80												32.70	
Program Components			Factor													
Composition			2.67	4.00	3.75	4.25	4.25	4.00								4.08
Presentation			2.67	3.25	3.25	3.75	3.50	3.50								3.42
Skating Skills			2.67	3.75	3.50	4.25	4.00	4.50								4.00
Judges Total Program Component Score (factored)																30.70
Deductions:			Falls	-2.00 (2)											-2.00	

JUDGES DETAILS PER SKATER

JUNIOR WOMEN FREE SKATING

Rank	Name	Nation	Starting Number	Total Segment Score	Total Element Score	Total Program Component Score (factored)	Total Deductions									
21	Miriam PLANCHENSTEINER	ITA	8	60.80	28.76	32.04	0.00									
#	Executed Elements	Info	Base Value	GOE	J1	J2	J3	J4	J5	J6	J7	J8	J9	Ref.	Scores of Panel	
1	2Lz+1A+1Lo+SEQ		3.70	0.00	1	0	0	0	0						3.70	
2	2Lz+2T		3.40	0.14	1	1	0	0	1						3.54	
3	2S		1.30	0.00	1	0	0	0	0						1.30	
4	FCCoSp4		3.50	-0.12	0	-1	0	-1	0						3.38	
5	2F+2Loq	q	3.50	-0.48	-1	-3	-3	-3	-2						3.02	
6	LSp4		2.70	0.09	0	-1	1	0	1						2.79	
7	1A	x	1.21	0.00	0	0	0	0	0						1.21	
8	2F	x	1.98	0.00	0	-1	0	0	1						1.98	
9	2S	x	1.43	0.00	0	0	0	0	0						1.43	
10	ChSq1		3.00	-0.67	-1	-1	-1	-2	-2						2.33	
11	CCoSp4		3.50	0.58	2	1	1	2	2						4.08	
			29.22												28.76	
Program Components				Factor												
Composition				2.67	4.50	4.25	3.75	3.50	4.00						4.00	
Presentation				2.67	3.50	4.00	4.00	3.50	3.75						3.75	
Skating Skills				2.67	4.25	4.25	4.25	4.25	4.25						4.25	
Judges Total Program Component Score (factored)															32.04	
Deductions:															0.00	
Rank	Name	Nation	Starting Number	Total Segment Score	Total Element Score	Total Program Component Score (factored)	Total Deductions									
22	Ysaline HIBON	LUX	7	60.23	28.76	34.47	-3.00									
#	Executed Elements	Info	Base Value	GOE	J1	J2	J3	J4	J5	J6	J7	J8	J9	Ref.	Scores of Panel	
1	1A		1.10	0.11	1	1	1	0	1						1.21	
2	2Lo+1A+SEQ		2.80	-0.06	0	0	-1	-1	0						2.74	
3	2Lz+2T		3.40	0.00	0	1	0	0	0						3.40	
4	2S		1.30	0.09	1	2	0	1	0						1.39	
5	FCCoSp4		3.50	-0.12	0	-1	0	0	-1						3.38	
6	2Lz+2T	x	3.74	-0.21	-1	-1	0	-1	-1						3.53	
7	2F	F	1.98	-0.90	-5	-5	-5	-5	-5						1.08	
8	2F	x	1.98	0.06	1	1	0	0	0						2.04	
9	CCoSp4		3.50	0.35	1	1	0	1	1						3.85	
10	ChSq1		3.00	0.50	1	1	1	1	1						3.50	
11	LSp3		2.40	0.24	1	2	1	0	1						2.64	
			28.70												28.76	
Program Components				Factor												
Composition				2.67	4.50	4.50	4.25	4.25	4.25							4.33
Presentation				2.67	4.75	4.50	4.25	4.50	4.50							4.50
Skating Skills				2.67	4.25	4.25	4.00	4.00	4.00							4.08
Judges Total Program Component Score (factored)															34.47	
Deductions:							Time violation	-2.00	Falls	-1.00	(1)				-3.00	

JUDGES DETAILS PER SKATER

JUNIOR WOMEN FREE SKATING

Rank	Name	Nation	Starting Number	Total Segment Score	Total Element Score	Total Program Component Score (factored)	Total Deductions								
23	Sharon AGOSTINELLI	ITA	5	58.37	29.32	30.05	-1.00								
#	Executed Elements	Info	Base Value	GOE	J1	J2	J3	J4	J5	J6	J7	J8	J9	Ref.	Scores of Panel
1	2A+2T		4.60	-0.11	0	0	-1	-1	0						4.49
2	3Sq	F	4.30	-2.15	-5	-5	-5	-5	-5						2.15
3	2F+2Lo		3.50	-0.36	-2	-1	-3	-2	-2						3.14
4	CSp2		1.80	0.00	0	0	0	0	0						1.80
5	2Lz+2Tq+1A+SEQ	q	4.50	-0.42	-1	-3	-2	-2	-2						4.08
6	2Lo		1.87	x 0.00	0	0	0	0	0						1.87
7	2S		1.43	x 0.00	0	0	0	0	0						1.43
8	2F		1.98	x 0.00	0	0	1	0	0						1.98
9	ChSq1		3.00	-0.50	-2	-2	0	-1	0						2.50
10	FCCoSp3		3.00	-0.50	-1	-1	-2	-2	-2						2.50
11	CCoSp4		3.50	-0.12	-1	-1	0	0	0						3.38
			33.48												29.32
Program Components				Factor											
Composition				2.67	3.75	3.50	4.00	3.75	4.00						3.83
Presentation				2.67	3.25	3.25	3.50	3.75	4.00						3.50
Skating Skills				2.67	3.75	3.25	4.00	4.00	4.25						3.92
Judges Total Program Component Score (factored)															30.05
Deductions:		Falls		-1.00	(1)										-1.00
Rank	Name	Nation	Starting Number	Total Segment Score	Total Element Score	Total Program Component Score (factored)	Total Deductions								
24	Julia Valentina. AREVALO STERNHUBER	GER	3	57.36	28.87	30.49	-2.00								
#	Executed Elements	Info	Base Value	GOE	J1	J2	J3	J4	J5	J6	J7	J8	J9	Ref.	Scores of Panel
1	2A		3.30	0.00	1	0	0	0	0						3.30
2	2Aq	q	3.30	-0.66	-1	-2	-2	-2	-2						2.64
3	3S<<	F	1.30	-0.65	-5	-5	-5	-5	-5						0.65
4	FSSp4		3.00	-0.20	1	0	-2	-2	0						2.80
5	2Lo+2T		3.00	0.06	0	0	0	1	1						3.06
6	ChSq1		3.00	0.33	1	1	0	0	1						3.33
7	CCoSp3		3.00	0.20	1	0	0	1	1						3.20
8	2Lzq+1Eu+2S<	<	4.00	x -0.91	-4	-5	-4	-5	-4						3.09
9	2Lz+1A+SEQ		3.52	x -0.28	-1	-1	-2	-2	-1						3.24
10	2F<	F	1.58	x -0.72	-5	-5	-5	-5	-5						0.86
11	FCCoSp3		3.00	-0.30	0	-1	-1	-1	-1						2.70
			32.00												28.87
Program Components				Factor											
Composition				2.67	4.00	3.75	3.50	3.75	3.75						3.75
Presentation				2.67	4.25	3.75	3.75	4.00	4.00						3.92
Skating Skills				2.67	3.75	3.25	4.00	3.75	3.75						3.75
Judges Total Program Component Score (factored)															30.49
Deductions:		Falls		-2.00	(2)										-2.00

JUDGES DETAILS PER SKATER

JUNIOR WOMEN FREE SKATING

Rank	Name	Nation	Starting Number	Total Segment Score	Total Element Score	Total Program Component Score (factored)	Total Deductions								
25	Sara HÖFER	AUT	14	56.79	24.30	32.49	0.00								
#	Executed Elements	Info	Base Value	GOE	J1	J2	J3	J4	J5	J6	J7	J8	J9	Ref.	Scores of Panel
1	3Tq	q	4.20	-2.10	-4	-5	-5	-5	-5						2.10
2	3S<	<	3.44	-1.72	-4	-5	-5	-5	-5						1.72
3	3Lo<	<	3.92	-1.05	-3	-2	-4	-3	-2						2.87
4	FCSSp3		2.60	0.26	1	0	1	1	1						2.86
5	1A		1.10	-0.40	-4	-3	-5	-4	-3						0.70
6	LSp3		2.40	-0.32	-2	-1	-1	-2	0						2.08
7	2Fe+2T	e	3.01	x -0.38	-2	-3	-3	-3	-2						2.63
8	3Sq+REP	q	3.31	x -2.01	-4	-5	-4	-5	-5						1.30
9	CCoSp4		3.50	0.47	1	0	2	2	1						3.97
10	2Fe	e	1.58	x -0.34	1	-3	-3	-2	-2						1.24
11	ChSq1		3.00	-0.17	0	1	0	-1	-2						2.83
			32.06												24.30
Program Components			Factor												
Composition			2.67		4.25	4.50	4.00	4.25	3.25					4.17	
Presentation			2.67		3.50	4.00	3.75	3.75	3.50					3.67	
Skating Skills			2.67		4.25	4.75	4.25	4.00	4.50					4.33	
Judges Total Program Component Score (factored)												32.49			

Deductions:

0.00

Rank	Name	Nation	Starting Number	Total Segment Score	Total Element Score	Total Program Component Score (factored)	Total Deductions								
26	Samira MITISKA	AUT	6	55.14	26.22	28.92	0.00								
#	Executed Elements	Info	Base Value	GOE	J1	J2	J3	J4	J5	J6	J7	J8	J9	Ref.	Scores of Panel
1	1A		1.10	0.04	1	1	0	0	0						1.14
2	2Lz+2T		3.40	0.00	0	0	0	0	0						3.40
3	2Fq+2Lo+1A+SEQ	q	4.60	-0.36	-1	-2	-2	-2	-2						4.24
4	2S		1.30	-0.26	-3	-2	-2	-2	-2						1.04
5	FSSp4		3.00	-0.30	0	-1	-1	-1	-1						2.70
6	ChSq1		3.00	-0.17	0	-1	0	0	-1						2.83
7	2Lz!<+2Lo<	<	3.34	x -0.84	-3	-5	-5	-5	-5						2.50
8	2F!q	!	1.98	x -0.54	-2	-4	-3	-3	-3						1.44
9	CCoSp3		3.00	-0.20	-1	0	-1	-1	0						2.80
10	2S		1.43	x 0.00	0	0	0	0	0						1.43
11	FCCoSp3		3.00	-0.30	-1	-1	0	-1	-1						2.70
			29.15												26.22
Program Components			Factor												
Composition			2.67		3.75	3.50	3.50	3.50	3.75					3.58	
Presentation			2.67		3.50	3.25	3.25	3.50	4.25					3.42	
Skating Skills			2.67		3.75	3.50	3.75	4.00	4.00					3.83	
Judges Total Program Component Score (factored)												28.92			

Deductions:

0.00

JUDGES DETAILS PER SKATER

JUNIOR WOMEN FREE SKATING

Rank	Name	Nation	Starting Number	Total Segment Score	Total Element Score	Total Program Component Score (factored)	Total Deductions								
27	Paola JURISIC	AUT	1	51.96	25.26	26.70	0.00								
#	Executed Elements	Info	Base Value	GOE	J1	J2	J3	J4	J5	J6	J7	J8	J9	Ref.	Scores of Panel
1	2A		3.30	0.00	0	0	0	0	0						3.30
2	2T<<	<<	0.40	-0.20	-4	-5	-5	-5	-5						0.20
3	3T<<	<<	1.30	-0.65	-4	-5	-5	-5	-5						0.65
4	CCoSp4		3.50	-0.35	0	-1	-3	-2	0						3.15
5	ChSq1		3.00	-1.00	-1	-3	-3	-2	-1						2.00
6	2Aq+1Eu+2F	q	5.60	-0.66	-1	-2	-3	-2	-2						4.94
7	FCCoSp4		3.50	-0.35	-1	-1	0	-1	-1						3.15
8	2Lz	x	2.31	0.00	0	0	0	0	0						2.31
9	2F	x	1.98	0.00	0	0	0	0	0						1.98
10	LSp2		1.90	-0.19	-1	-1	0	-1	-1						1.71
11	2Lo	x	1.87	0.00	0	0	0	0	0						1.87
			28.66												25.26
Program Components				Factor											
Composition				2.67	3.25	3.25	3.50	3.25	3.50						3.33
Presentation				2.67	3.00	3.00	3.50	3.25	3.25						3.17
Skating Skills				2.67	3.25	3.00	4.00	3.75	3.50						3.50
Judges Total Program Component Score (factored)															26.70
Deductions:															0.00

Legend:							
#	Sequence number	GOE	Grade of Execution	Jx	Judges (x=1-9)	Ref.	Referee
*	Invalid element	e	Wrong edge	<	Under-rotated jump	<<	Downgraded jump
x	Credit for highlight distribution, base value multiplied by 1.1			!	Not clear edge	REP	Jump repetition
F	Fall	q	Jump landed on the quarter				

RESULTS DETAILS

JUNIOR WOMEN FREE SKATING

Pl.	Name	Nation	Total Segment Score =	Total Element Score +	Factored Total Component Score +	CO	PR	SK	Deductions -
1	Barbora TYKALOVA	CZE	104.15	57.42	46.73	6.00	5.50	6.00	0.00
2	Chiara MINIGHINI	ITA	102.74	51.80	50.94	6.42	6.33	6.33	0.00
3	Eugenia SEKULOVSKI	SUI	90.86	47.71	43.15	5.58	5.08	5.50	0.00
4	Sofia GADDO	ITA	89.26	44.78	44.48	5.75	5.33	5.58	0.00
5	Carlotta Maria GARDINI	ITA	87.05	39.78	48.27	6.08	5.92	6.08	-1.00
6	Siqi LIU	ITA	86.78	40.51	46.27	5.83	5.75	5.75	0.00
7	Nela SNEBERGEROVA	CZE	85.18	44.04	41.14	5.33	5.00	5.08	0.00
8	Vivi NURMI	FIN	80.30	40.37	40.93	5.25	5.00	5.08	-1.00
9	Iida MÄKI	FIN	77.52	34.80	42.72	5.50	5.33	5.17	0.00
10	Carlotta BROGGINI	ITA	75.74	32.56	43.18	5.42	5.25	5.50	0.00
11	Linda LEZUO	ITA	75.73	39.59	37.14	4.75	4.58	4.58	-1.00
12	Anita MAPELLI	ITA	74.23	35.85	39.38	5.17	4.58	5.00	-1.00
13	Henna MATTILA	FIN	72.53	33.27	40.26	5.08	5.00	5.00	-1.00
14	Letizia MARTEGANI	ITA	72.45	35.28	37.17	4.92	4.33	4.67	0.00
15	Eleonora CIFERRI	ITA	71.99	35.61	37.38	4.83	4.42	4.75	-1.00
16	Amelie Emma CEPLOVA	CZE	71.77	37.42	35.35	4.58	4.33	4.33	-1.00
17	Michaela MALKOVA	CZE	71.11	39.62	32.49	4.00	3.75	4.42	-1.00
18	Lily-Rose LAGUERRE	FRA	67.74	31.24	36.50	4.75	4.42	4.50	0.00
19	Sasha TANDOGAN	GER	62.00	29.62	33.38	4.25	3.75	4.50	-1.00
20	Susanna di BARI	ITA	61.40	32.70	30.70	4.08	3.42	4.00	-2.00
21	Miriam PLANCHENSTEINER	ITA	60.80	28.76	32.04	4.00	3.75	4.25	0.00
22	Ysaline HIBON	LUX	60.23	28.76	34.47	4.33	4.50	4.08	-3.00
23	Sharon AGOSTINELLI	ITA	58.37	29.32	30.05	3.83	3.50	3.92	-1.00
24	Julia Valentina. AREVALO STERNHUBER	GER	57.36	28.87	30.49	3.75	3.92	3.75	-2.00
25	Sara HÖFER	AUT	56.79	24.30	32.49	4.17	3.67	4.33	0.00
26	Samira MITISKA	AUT	55.14	26.22	28.92	3.58	3.42	3.83	0.00
27	Paola JURISIC	AUT	51.96	25.26	26.70	3.33	3.17	3.50	0.00

Legend:

CO	Composition	Pl.	Place	PR	Presentation	SK	Skating Skills
----	-------------	-----	-------	----	--------------	----	----------------

DEDUCTION PROTOCOL

JUNIOR WOMEN FREE SKATING

#	Name	Nation	Deductions					Total		
			Costume/ Prop violation	Time violation	Illegal element/ movement	Falls	Interruption in excess		Interruption with allowance	Costume failure
1	Paola JURISIC	AUT								0.00
2	Sara ZOFREA BRAVO	PER								0.00
3	Julia Valentina. AREVALO STERNHUBER	GER				2.00				2.00
4	Susanna di BARI	ITA				2.00				2.00
5	Sharon AGOSTINELLI	ITA				1.00				1.00
6	Samira MITISKA	AUT								0.00
7	Ysaline HIBON	LUX		2.00		1.00				3.00
8	Miriam PLANCHENSTEINER	ITA								0.00
9	Eleonora CIFERRI	ITA				1.00				1.00
10	Sasha TANDOGAN	GER				1.00				1.00
11	Letizia MARTEGANI	ITA								0.00
12	Henna MATTILA	FIN				1.00				1.00
13	Amelie Emma CEPLOVA	CZE				1.00				1.00
14	Sara HÖFER	AUT								0.00
15	Michaela MALKOVA	CZE				1.00				1.00
16	Linda LEZUO	ITA				1.00				1.00
17	Iida MÄKI	FIN								0.00
18	Lily-Rose LAGUERRE	FRA								0.00
19	Anita MAPELLI	ITA				1.00				1.00
20	Siqi LIU	ITA								0.00
21	Vivi NURMI	FIN				1.00				1.00
22	Sofia GADDO	ITA								0.00
23	Barbora TYKALOVA	CZE								0.00
24	Nela SNEBERGEROVA	CZE								0.00
25	Carlotta BROGGINI	ITA								0.00
26	Eugenia SEKULOVSKI	SUI								0.00
27	Carlotta Maria GARDINI	ITA				1.00				1.00
28	Chiara MINIGHINI	ITA								0.00

Ms. Eva SZILAGYI, ISU

Referee

Ms. Elisabetta BIGNARDI, ISU

Technical Controller

JUNIOR MEN

Name(s)	Nation	
1 Tadeas VACLAVIK	CZE	1
2 Jari KRESTYANNIKOV	FIN	2
3 Iliia GOGITIDZE	FRA	3
4 Daniel VERBAT	FRA	3
5 Rene BEKTASHI-BROWN	GBR	4
6 Jack DONOVAN	GBR	4
7 Arin YORKE	GBR	4
8 Alexander VLASCENKO	GER	5
9 Giorgio BASILE	ITA	6
10 Matteo MARCHIONI	ITA	6
11 Lukas VACLAVIK	SVK	7
12 Nikita TARAKANOV	SWE	8

CALCULATION SETUP VERIFICATION FOR REFEREE

Category Junior Men

Event parameter

Software Version	1.7.5.0	Competition Type	International Competition
Elm Xml Version	2324.0	Calculation	ISU Judging System
Sys Elm Xml Version	2324.0	Trimmed Mean	Starts With 5 Judges
		Verification Rules Season	2023-2024

Category parameter

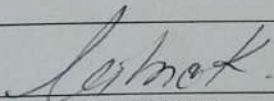
Category type	Singles	Level	Junior
Gender	Man		

Segment Short Program

		checksum element table:	90aa310fbfcc81fba3c5d089923e40a3	
General segment factor	1.00	Program time	2:40 +/- 10 sec.	
Credit for highlight distribution	1.10	Start time 2nd half of program	1:20	
		Verification Rules	ISU Rules	
Program components:	Factor	Deductions:	Entered By	Values
General component factor	1.00			
1: Composition	1.67	1: Costume/Prop violation	Majority	0 -1
2: Presentation	1.67	2: Time violation	Referee	0 -1 -2 -3 -4 -5 -6
3: Skating Skills	1.67	3:		
		4: Illegal element/movement	Technical Panel	0 -2 -4 -6
		5: Falls	Technical Panel	-1 per Fall
		6: Interruption in excess	Referee	0 -1 -2 -3 -4 -5 -6
		7: Interruption with allowance	Referee	0 -5
		8:		
		9:		
		10: Costume failure	Referee	0 -1
		11: Late start	Referee	0 -1

Segment Free Skating

		checksum element table:	90aa310fbfcc81fba3c5d089923e40a3	
General segment factor	1.00	Program time	3:30 +/- 10 sec.	
Credit for highlight distribution	1.10	Start time 2nd half of program	1:45	
		Verification Rules	ISU Rules	
Program components:	Factor	Deductions:	Entered By	Values
General component factor	1.00			
1: Composition	3.33	1: Costume/Prop violation	Majority	0 -1
2: Presentation	3.33	2: Time violation	Referee	0 -1 -2 -3 -4 -5 -6
3: Skating Skills	3.33	3:		
		4: Illegal element/movement	Technical Panel	0 -2 -4 -6
		5: Falls	Technical Panel	-1 per Fall
		6: Interruption in excess	Referee	0 -1 -2 -3 -4 -5 -6
		7: Interruption with allowance	Referee	0 -5
		8:		
		9:		
		10: Costume failure	Referee	0 -1
		11: Late start	Referee	0 -1



Ms. Katarina GROF MITROVIC

printed: 22.02.2024 19:08



Μεγάλο
Ice Trophy
Memorial Martina Bantioli



JUNIOR MEN

MeranArena	23 FEB 2024	16:15	Short Program
	24 FEB 2024	13:00	Free Skating

Size of Skating Arena:	30m*60m
Ice Conditions:	very good
Number of Entries:	12
Number of Participants:	12

Entry Withdrawn:

Short Program		
Duration:	2:40 +/- 10 seconds	
Segment Factor:	1.00	
Program Component Factors:	Composition	1.67
	Presentation	1.67
	Skating Skills	1.67

Free Skating		
Duration:	3:30 +/- 10 seconds	
Segment Factor:	1.00	
Program Component Factors:	Composition	3.33
	Presentation	3.33
	Skating Skills	3.33

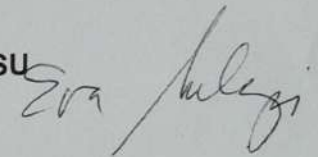
RESULTS
JUNIOR MEN

Pl. Name	Nation	Total Score	SP	FS
1 Lukas VACLAVIK	SVK	170.60	1	1
2 Ilia GOGITIDZE	FRA	159.42	2	3
3 Arin YORKE	GBR	155.68	3	2
4 Giorgio BASILE	ITA	147.52	5	4
5 Matteo MARCHIONI	ITA	142.78	8	5
6 Tadeas VACLAVIK	CZE	140.90	6	6
7 Daniel VERBAT	FRA	138.87	4	7
8 Alexander VLASCENKO	GER	129.99	7	9
9 Jari KRESTYANNIKOV	FIN	121.45	11	8
10 Nikita TARAKANOV	SWE	119.22	10	10
11 Rene BEKTASHI-BROWN	GBR	107.90	12	11
12 Jack DONOVAN	GBR	106.22	9	12

Ms. Katarina GROF MITROVIC, ISU
 Referee



Ms. Eva SZILAGYI, ISU
 Technical Controller


Legend:

SP Short Program FS Free Skating Pl. Place

RESULTS**JUNIOR MEN SHORT PROGRAM**

Pl.	Name	Nation	Total Segment Score
1	Lukas VACLAVIK	SVK	62.71
2	Iliia GOGITIDZE	FRA	60.09
3	Arin YORKE	GBR	56.00
4	Daniel VERBAT	FRA	52.42
5	Giorgio BASILE	ITA	52.22
6	Tadeas VACLAVIK	CZE	50.42
7	Alexander VLASCENKO	GER	49.86
8	Matteo MARCHIONI	ITA	48.52
9	Jack DONOVAN	GBR	47.27
10	Nikita TARAKANOV	SWE	44.59
11	Jari KRESTYANNIKOV	FIN	41.18
12	Rene BEKTASHI-BROWN	GBR	38.32

Ms. Katarina GROF MITROVIC, ISU
Referee

Ms. Eva SZILAGYI, ISU
Technical Controller

PANEL OF JUDGES JUNIOR MEN SHORT PROGRAM

Officials

Technical Controller	Ms. Eva SZILAGYI	ISU
Technical Specialist	Mr. Edoardo de BERNARDIS	ISU
Technical Specialist	Ms. Vojislava VASOVIC	ISU

Judges

Referee	Ms. Katarina GROF MITROVIC	ISU
Judge No. 1	Ms. Donatella LEONELLI	SUI
Judge No. 2	Ms. Virginia de AGOSTINI	ITA
Judge No. 3	Ms. Jana KOSTALOVA	CZE
Judge No. 4	Mr. Josip CEROVAC	CRO
Judge No. 5	Mr. Andrew BOSCO	CAN

Data/Replay Operator

Data Operator	Ms. Sarah DONNELLY	ISU
Replay Operator	Ms. Flavia GRAGLIA	ISU

JUDGES DETAILS PER SKATER

JUNIOR MEN SHORT PROGRAM

Rank	Name	Nation	Starting Number	Total Segment Score	Total Element Score	Total Program Component Score (factored)	Total Deductions								
1	Lukas VACLAVIK	SVK	9	62.71	32.49	30.22	0.00								
#	Executed Elements	Info	Base Value	GOE	J1	J2	J3	J4	J5	J6	J7	J8	J9	Ref.	Scores of Panel
1	3A		8.00	1.60	2	2	1	2	2						9.60
2	3F+3T		9.50	-1.06	-3	-2	-2	-2	-1						8.44
3	FSSp4		3.00	0.60	2	2	2	2	2						3.60
4	CCSp2		2.30	-0.84	-4	-3	-4	-3	-4						1.46
5	2Lz	x	2.31	-0.28	0	-1	-3	-1	-2						2.03
6	CCoSp4		3.50	0.12	0	1	0	0	1						3.62
7	StSq3		3.30	0.44	2	1	1	1	2						3.74
			31.91												32.49
Program Components				Factor											
Composition				1.67	5.75	5.75	6.50	6.25	5.75						5.92
Presentation				1.67	5.75	5.75	6.50	5.75	6.25						5.92
Skating Skills				1.67	6.25	6.00	6.75	6.25	6.25						6.25
Judges Total Program Component Score (factored)															30.22
Deductions:															0.00

Rank	Name	Nation	Starting Number	Total Segment Score	Total Element Score	Total Program Component Score (factored)	Total Deductions								
2	Ilija GOGITIDZE	FRA	7	60.09	30.31	29.78	0.00								
#	Executed Elements	Info	Base Value	GOE	J1	J2	J3	J4	J5	J6	J7	J8	J9	Ref.	Scores of Panel
1	3Lz		5.90	-2.75	-4	-4	-5	-5	-5						3.15
2	2A		3.30	0.11	1	0	0	1	0						3.41
3	CCSp4		3.20	-0.11	-1	-1	2	0	0						3.09
4	3T+3T	x	9.24	0.00	0	0	1	0	-1						9.24
5	StSq3		3.30	0.55	3	1	1	2	2						3.85
6	FSSp4		3.00	0.60	2	2	2	2	1						3.60
7	CCoSp4		3.50	0.47	2	1	2	1	1						3.97
			31.44												30.31
Program Components				Factor											
Composition				1.67	5.00	5.50	6.25	6.25	6.00						5.92
Presentation				1.67	5.50	6.00	6.25	6.00	6.50						6.08
Skating Skills				1.67	5.25	5.75	6.00	6.00	5.75						5.83
Judges Total Program Component Score (factored)															29.78
Deductions:															0.00

Rank	Name	Nation	Starting Number	Total Segment Score	Total Element Score	Total Program Component Score (factored)	Total Deductions								
3	Arin YORKE	GBR	6	56.00	29.55	26.45	0.00								
#	Executed Elements	Info	Base Value	GOE	J1	J2	J3	J4	J5	J6	J7	J8	J9	Ref.	Scores of Panel
1	3F+3T		9.50	0.18	0	1	1	0	0						9.68
2	3Lz		5.90	0.59	1	1	1	1	0						6.49
3	FSSp1		2.00	-0.13	-2	1	-2	0	0						1.87
4	2A		3.30	0.11	0	1	0	0	1						3.41
5	CCSp3		2.80	-0.56	-1	-2	-2	-2	-3						2.24
6	StSq2		2.60	0.26	2	1	1	1	1						2.86
7	CCoSp3		3.00	0.00	0	0	0	0	0						3.00
			29.10												29.55
Program Components				Factor											
Composition				1.67	5.25	4.25	5.50	5.50	4.75						5.17
Presentation				1.67	5.50	5.00	5.50	5.25	5.50						5.42
Skating Skills				1.67	5.00	4.75	5.75	5.50	5.25						5.25
Judges Total Program Component Score (factored)															26.45
Deductions:															0.00

JUDGES DETAILS PER SKATER

JUNIOR MEN SHORT PROGRAM

Rank	Name	Nation	Starting Number	Total Segment Score	Total Element Score	Total Program Component Score (factored)	Total Deductions								
4	Daniel VERBAT	FRA	8	52.42	25.55	26.87	0.00								
#	Executed Elements	Info	Base Value	GOE	J1	J2	J3	J4	J5	J6	J7	J8	J9	Ref.	Scores of Panel
1	3Lz		5.90	0.00	0	0	0	0	-1						5.90
2	3S+2T<	<	5.34	-2.15	-5	-5	-5	-5	-5						3.19
3	CCSp4		3.20	0.32	1	2	1	0	1						3.52
4	2A	x	3.63	-1.32	-4	-4	-4	-3	-4						2.31
5	CCoSp4		3.50	0.70	3	2	2	2	2						4.20
6	StSq2		2.60	0.43	1	2	2	2	1						3.03
7	FSSp4		3.00	0.40	1	1	0	2	2						3.40
			27.17												25.55
Program Components			Factor												
	Composition			1.67	5.00	5.50	5.75	6.00	4.75						5.42
	Presentation			1.67	3.75	4.75	5.50	5.75	5.50						5.25
	Skating Skills			1.67	5.25	5.25	5.75	6.00	5.25						5.42
Judges Total Program Component Score (factored)															26.87
Deductions:															0.00
Rank	Name	Nation	Starting Number	Total Segment Score	Total Element Score	Total Program Component Score (factored)	Total Deductions								
5	Giorgio BASILE	ITA	10	52.22	26.88	25.34	0.00								
#	Executed Elements	Info	Base Value	GOE	J1	J2	J3	J4	J5	J6	J7	J8	J9	Ref.	Scores of Panel
1	3Lz		5.90	-0.59	-1	-2	0	-1	-1						5.31
2	3T+2T		5.50	0.00	0	0	-1	0	0						5.50
3	CCSp4		3.20	0.11	-1	-1	1	1	1						3.31
4	2A		3.30	-1.10	-3	-3	-3	-4	-4						2.20
5	CCoSp4		3.50	0.12	0	1	0	1	0						3.62
6	StSq3		3.30	0.44	2	0	1	1	2						3.74
7	FSSp4		3.00	0.20	0	0	1	1	1						3.20
			27.70												26.88
Program Components			Factor												
	Composition			1.67	4.50	4.75	4.75	5.75	5.25						4.92
	Presentation			1.67	4.75	4.75	4.75	5.50	5.50						5.00
	Skating Skills			1.67	4.50	5.25	5.00	5.50	5.75						5.25
Judges Total Program Component Score (factored)															25.34
Deductions:															0.00
Rank	Name	Nation	Starting Number	Total Segment Score	Total Element Score	Total Program Component Score (factored)	Total Deductions								
6	Tadeas VACLAVIK	CZE	1	50.42	27.44	22.98	0.00								
#	Executed Elements	Info	Base Value	GOE	J1	J2	J3	J4	J5	J6	J7	J8	J9	Ref.	Scores of Panel
1	3Lz!	!	5.90	-2.95	-4	-5	-5	-5	-5						2.95
2	3S+3T		8.50	0.14	0	1	0	0	1						8.64
3	FSSp4		3.00	0.00	-2	1	0	0	0						3.00
4	CCSp3		2.80	-0.09	-2	-1	1	0	0						2.71
5	2A	x	3.63	-0.11	-1	0	-1	0	0						3.52
6	StSq2		2.60	0.17	0	0	1	1	1						2.77
7	CCoSp4		3.50	0.35	1	1	2	1	1						3.85
			29.93												27.44
Program Components			Factor												
	Composition			1.67	4.25	4.25	5.25	4.75	4.25						4.42
	Presentation			1.67	4.00	3.25	4.75	4.50	5.00						4.42
	Skating Skills			1.67	4.75	4.25	5.00	5.00	5.50						4.92
Judges Total Program Component Score (factored)															22.98
Deductions:															0.00

JUDGES DETAILS PER SKATER

JUNIOR MEN SHORT PROGRAM

Rank	Name	Nation	Starting Number	Total Segment Score	Total Element Score	Total Program Component Score (factored)	Total Deductions								
7	Alexander VLASCENKO	GER	5	49.86	23.29	26.57	0.00								
#	Executed Elements	Info	Base Value	GOE	J1	J2	J3	J4	J5	J6	J7	J8	J9	Ref.	Scores of Panel
1	3T+2T		5.50	0.70	2	2	2	1	1						6.20
2	2Lz		2.10	0.21	1	1	1	1	1						2.31
3	CCoSp3		3.00	-0.10	-2	0	0	0	-1						2.90
4	StSq2		2.60	0.35	1	1	2	1	2						2.95
5	CCSp3		2.80	-0.28	-1	-1	1	-2	-1						2.52
6	2A	x	3.63	0.44	0	2	1	1	2						4.07
7	FSSp3		2.60	-0.26	-1	0	-1	-1	-2						2.34
			22.23												23.29
Program Components			Factor												
Composition			1.67	4.75	5.25	6.25	5.25	5.50						5.33	
Presentation			1.67	4.75	4.25	6.25	5.50	5.75						5.33	
Skating Skills			1.67	5.25	5.00	6.25	5.25	5.25						5.25	
Judges Total Program Component Score (factored)														26.57	
Deductions:														0.00	

Rank	Name	Nation	Starting Number	Total Segment Score	Total Element Score	Total Program Component Score (factored)	Total Deductions								
8	Matteo MARCHIONI	ITA	12	48.52	24.17	24.35	0.00								
#	Executed Elements	Info	Base Value	GOE	J1	J2	J3	J4	J5	J6	J7	J8	J9	Ref.	Scores of Panel
1	3Lz		5.90	-2.75	-4	-4	-5	-5	-5						3.15
2	3T+2T		5.50	0.14	1	2	0	0	0						5.64
3	CCSp3		2.80	-0.65	-3	-2	-2	-2	-3						2.15
4	2A	x	3.63	0.22	0	1	1	1	0						3.85
5	StSq3		3.30	-0.11	1	0	-1	-1	0						3.19
6	CCoSp4		3.50	0.00	0	0	0	0	0						3.50
7	FSSp3		2.60	0.09	1	0	0	1	0						2.69
			27.23												24.17
Program Components			Factor												
Composition			1.67	5.75	4.50	5.25	5.25	4.50						5.00	
Presentation			1.67	5.00	4.25	4.75	4.75	4.25						4.58	
Skating Skills			1.67	5.25	4.50	5.00	5.00	5.00						5.00	
Judges Total Program Component Score (factored)														24.35	
Deductions:														0.00	

Rank	Name	Nation	Starting Number	Total Segment Score	Total Element Score	Total Program Component Score (factored)	Total Deductions								
9	Jack DONOVAN	GBR	2	47.27	21.80	25.47	0.00								
#	Executed Elements	Info	Base Value	GOE	J1	J2	J3	J4	J5	J6	J7	J8	J9	Ref.	Scores of Panel
1	3T+2T		5.50	0.42	1	1	1	1	1						5.92
2	3Lz<	<	4.72	-2.36	-5	-5	-5	-5	-5						2.36
3	2A		3.30	0.33	1	2	1	1	1						3.63
4	FSSp3		2.60	0.35	1	1	2	1	2						2.95
5	CCSp3		2.80	-0.56	-2	-2	-2	-2	-2						2.24
6	StSq2		2.60	0.00	0	0	0	0	1						2.60
7	CCoSp3V		2.25	-0.15	-1	-1	0	1	-1						2.10
			23.77												21.80
Program Components			Factor												
Composition			1.67	4.50	3.75	6.00	5.00	5.00						4.83	
Presentation			1.67	4.75	3.50	5.75	5.00	5.25						5.00	
Skating Skills			1.67	5.00	4.25	6.00	5.50	5.75						5.42	
Judges Total Program Component Score (factored)														25.47	
Deductions:														0.00	

JUDGES DETAILS PER SKATER

JUNIOR MEN SHORT PROGRAM

Rank	Name	Nation	Starting Number	Total Segment Score	Total Element Score	Total Program Component Score (factored)	Total Deductions								
10	Nikita TARAKANOV	SWE	4	44.59	18.86	25.73	0.00								
#	Executed Elements	Info	Base Value	GOE	J1	J2	J3	J4	J5	J6	J7	J8	J9	Ref.	Scores of Panel
1	2Lz		2.10	0.28	1	2	1	1	2						2.38
2	2A		3.30	0.00	0	0	1	0	0						3.30
3	CCSp3		2.80	-0.28	-1	-1	-1	-1	-1						2.52
4	1F*+COMBO	*	0.00	0.00	-	-	-	-	-						0.00
5	FSSp4		3.00	0.30	1	1	0	1	1						3.30
6	CCoSp4		3.50	0.23	2	0	1	1	0						3.73
7	StSq3		3.30	0.33	1	1	2	1	1						3.63
			18.00												18.86
Program Components			Factor												
Composition			1.67	4.50	4.50	5.75	5.00	5.75			5.08				
Presentation			1.67	4.50	4.00	5.75	5.00	6.00			5.08				
Skating Skills			1.67	4.75	4.75	5.50	5.50	5.50			5.25				
Judges Total Program Component Score (factored)										25.73					
Deductions:									0.00						

Rank	Name	Nation	Starting Number	Total Segment Score	Total Element Score	Total Program Component Score (factored)	Total Deductions								
11	Jari KRESTYANNIKOV	FIN	3	41.18	19.38	23.80	-2.00								
#	Executed Elements	Info	Base Value	GOE	J1	J2	J3	J4	J5	J6	J7	J8	J9	Ref.	Scores of Panel
1	3A		8.00	-3.73	-4	-4	-5	-5	-5						4.27
2	3F!+COMBO	F	4.24	-2.12	-5	-5	-5	-5	-5						2.12
3	CCSp3		2.80	0.19	1	-1	0	1	1						2.99
4	3Lz	F	6.49	-2.95	-5	-5	-5	-5	-5						3.54
5	FSSp2		2.30	-0.92	-4	-4	-4	-4	-5						1.38
6	StSq2		2.60	0.00	1	0	0	0	-1						2.60
7	CCoSp3V		2.25	0.23	1	1	1	1	0						2.48
			28.68												19.38
Program Components			Factor												
Composition			1.67	5.00	4.25	5.75	5.00	4.75			4.92				
Presentation			1.67	4.50	4.00	4.50	4.25	3.75			4.25				
Skating Skills			1.67	5.25	4.25	5.25	5.50	4.75			5.08				
Judges Total Program Component Score (factored)										23.80					
Deductions: Falls							-2.00 (2)		-2.00						

Rank	Name	Nation	Starting Number	Total Segment Score	Total Element Score	Total Program Component Score (factored)	Total Deductions								
12	Rene BEKTASHI-BROWN	GBR	11	38.32	16.61	21.71	0.00								
#	Executed Elements	Info	Base Value	GOE	J1	J2	J3	J4	J5	J6	J7	J8	J9	Ref.	Scores of Panel
1	3Lz		5.90	0.59	1	2	1	1	1						6.49
2	2T+2T*	*	1.30	-0.65	-5	-5	-5	-5	-5						0.65
3	CCSpB		1.70	-0.68	-4	-4	-4	-4	-5						1.02
4	2A		3.30	-1.21	-3	-3	-4	-4	-4						2.09
5	StSq2		2.60	-0.09	0	0	-2	-1	1						2.51
6	CCoSp4		3.50	0.35	1	0	1	1	1						3.85
7	FSSp		0.00	0.00	-	-	-	-	-						0.00
			18.30												16.61
Program Components			Factor												
Composition			1.67	4.25	4.25	4.50	4.50	4.50			4.42				
Presentation			1.67	3.75	4.25	4.25	4.00	4.00			4.08				
Skating Skills			1.67	4.50	4.50	4.50	4.75	4.50			4.50				
Judges Total Program Component Score (factored)										21.71					
Deductions:									0.00						



Μεγάλο
Ice Trophy
Memorial Martina Bortolli



JUDGES DETAILS PER SKATER JUNIOR MEN SHORT PROGRAM

Legend:

#	Sequence number	GOE	Grade of Execution	Jx	Judges (x=1-9)	Ref.	Referee
*	Invalid element	<	Under-rotated jump	x	Credit for highlight distribution, base value multiplied by 1.1		
!	Not clear edge	F	Fall				

RESULTS DETAILS

JUNIOR MEN SHORT PROGRAM

Pl.	Name	Nation	Total Segment Score =	Total Element Score +	Factored Total Component Score +	CO	PR	SK	Deductions -
1	Lukas VACLAVIK	SVK	62.71	32.49	30.22	5.92	5.92	6.25	0.00
2	Ilia GOGITIDZE	FRA	60.09	30.31	29.78	5.92	6.08	5.83	0.00
3	Arin YORKE	GBR	56.00	29.55	26.45	5.17	5.42	5.25	0.00
4	Daniel VERBAT	FRA	52.42	25.55	26.87	5.42	5.25	5.42	0.00
5	Giorgio BASILE	ITA	52.22	26.88	25.34	4.92	5.00	5.25	0.00
6	Tadeas VACLAVIK	CZE	50.42	27.44	22.98	4.42	4.42	4.92	0.00
7	Alexander VLASCENKO	GER	49.86	23.29	26.57	5.33	5.33	5.25	0.00
8	Matteo MARCHIONI	ITA	48.52	24.17	24.35	5.00	4.58	5.00	0.00
9	Jack DONOVAN	GBR	47.27	21.80	25.47	4.83	5.00	5.42	0.00
10	Nikita TARAKANOV	SWE	44.59	18.86	25.73	5.08	5.08	5.25	0.00
11	Jari KRESTYANNIKOV	FIN	41.18	19.38	23.80	4.92	4.25	5.08	-2.00
12	Rene BEKTASHI-BROWN	GBR	38.32	16.61	21.71	4.42	4.08	4.50	0.00

Legend:

CO Composition

Pl. Place

PR Presentation

SK Skating Skills

DEDUCTION PROTOCOL

JUNIOR MEN SHORT PROGRAM

#	Name	Nation	Deductions					Total	
			Costume/ Prop violation	Time violation	Illegal element/ movement	Falls in excess	Interruption with allowance		Costume failure
1	Tadeas VACLAVIK	CZE							0.00
2	Jack DONOVAN	GBR							0.00
3	Jari KRESTYANNIKOV	FIN				2.00			2.00
4	Nikita TARAKANOV	SWE							0.00
5	Alexander VLASCENKO	GER							0.00
6	Arin YORKE	GBR							0.00
7	Iliia GOGITIDZE	FRA							0.00
8	Daniel VERBAT	FRA							0.00
9	Lukas VACLAVIK	SVK							0.00
10	Giorgio BASILE	ITA							0.00
11	Rene BEKTASHI-BROWN	GBR							0.00
12	Matteo MARCHIONI	ITA							0.00

Ms. Katarina GROF MITROVIC, ISU

Referee

Ms. Eva SZILAGYI, ISU

Technical Controller

RESULTS**JUNIOR MEN FREE SKATING**

Pl.	Name	Nation	Total Segment Score
1	Lukas VACLAVIK	SVK	107.89
2	Arin YORKE	GBR	99.68
3	Ilia GOGITIDZE	FRA	99.33
4	Giorgio BASILE	ITA	95.30
5	Matteo MARCHIONI	ITA	94.26
6	Tadeas VACLAVIK	CZE	90.48
7	Daniel VERBAT	FRA	86.45
8	Jari KRESTYANNIKOV	FIN	80.27
9	Alexander VLASCENKO	GER	80.13
10	Nikita TARAKANOV	SWE	74.63
11	Rene BEKTASHI-BROWN	GBR	69.58
12	Jack DONOVAN	GBR	58.95

Ms. Katarina GROF MITROVIC, ISU
Referee

Ms. Eva SZILAGYI, ISU
Technical Controller

PANEL OF JUDGES JUNIOR MEN FREE SKATING

Officials

Technical Controller	Ms. Eva SZILAGYI	ISU
Technical Specialist	Mr. Edoardo de BERNARDIS	ISU
Technical Specialist	Ms. Vojislava VASOVIC	ISU

Judges

Referee	Ms. Katarina GROF MITROVIC	ISU
Judge No. 1	Ms. Donatella LEONELLI	SUI
Judge No. 2	Ms. Virginia de AGOSTINI	ITA
Judge No. 3	Ms. Jana KOSTALOVA	CZE
Judge No. 4	Ms. Oksana DOLHOPOLOVA	UKR
Judge No. 5	Mr. Andrew BOSCO	CAN

Data/Replay Operator

Data Operator	Ms. Sarah DONNELLY	ISU
Replay Operator	Ms. Flavia GRAGLIA	ISU

JUDGES DETAILS PER SKATER

JUNIOR MEN FREE SKATING

Rank	Name	Nation	Starting Number	Total Segment Score	Total Element Score	Total Program Component Score (factored)	Total Deductions								
1	Lukas VACLAVIK	SVK	12	107.89	55.35	53.54	-1.00								
#	Executed Elements	Info	Base Value	GOE	J1	J2	J3	J4	J5	J6	J7	J8	J9	Ref.	Scores of Panel
1	3A+2T		9.30	1.33	1	3	2	2	1						10.63
2	3A		8.00	0.00	0	0	1	0	0						8.00
3	3Lz+2T		7.20	-0.79	-1	-1	-2	-1	-2						6.41
4	3F		5.30	-1.06	-2	-2	-2	-2	-3						4.24
5	CSp		0.00	0.00	-	-	-	-	-						0.00
6	FSSp4		3.00	0.60	2	2	2	1	2						3.60
7	ChSq1		3.00	0.50	2	0	1	1	1						3.50
8	3Lz+2A+SEQ		10.12	x 0.00	0	1	0	0	-1						10.12
9	3Loq	q	5.39	x -2.45	-5	-4	-5	-5	-5						2.94
10	3S<	<	3.78	x -1.49	-4	-4	-4	-5	-5						2.29
11	CCoSp4		3.50	0.12	0	1	1	0	-1						3.62
			58.59												55.35
Program Components				Factor											
Composition				3.33	5.75	5.25	5.50	5.25	4.75						5.33
Presentation				3.33	5.50	5.25	5.00	4.50	4.25						4.92
Skating Skills				3.33	6.25	5.75	6.00	5.75	5.75						5.83
Judges Total Program Component Score (factored)															53.54
Deductions:		Falls		-1.00	(1)										-1.00
Rank	Name	Nation	Starting Number	Total Segment Score	Total Element Score	Total Program Component Score (factored)	Total Deductions								
2	Arin YORKE	GBR	10	99.68	50.62	51.06	-2.00								
#	Executed Elements	Info	Base Value	GOE	J1	J2	J3	J4	J5	J6	J7	J8	J9	Ref.	Scores of Panel
1	3F+3T		9.50	0.88	1	3	2	2	0						10.38
2	3Lz		5.90	-0.20	0	1	-2	-1	0						5.70
3	3Loq	F	4.90	-2.45	-5	-5	-5	-5	-5						2.45
4	3Fl+2T+2Lo	!	8.30	-0.35	-1	0	-1	0	-2						7.95
5	CCoSp2		2.50	-0.17	0	0	-1	-1	-1						2.33
6	2A+3T		8.25	x 0.00	0	1	0	0	-1						8.25
7	2A		3.63	x 0.33	1	0	1	1	1						3.96
8	3S<	F	3.78	x -1.72	-5	-5	-5	-5	-5						2.06
9	ChSq1		3.00	0.17	1	0	0	0	1						3.17
10	FCSp2		2.30	-0.15	0	0	-1	-1	-2						2.15
11	CSSp2		2.30	-0.08	0	0	-1	-1	0						2.22
			54.36												50.62
Program Components				Factor											
Composition				3.33	5.00	4.25	5.00	5.75	5.25						5.08
Presentation				3.33	5.25	4.50	4.75	5.25	5.25						5.08
Skating Skills				3.33	5.00	4.50	5.25	5.25	5.50						5.17
Judges Total Program Component Score (factored)															51.06
Deductions:		Falls		-2.00	(2)										-2.00

JUDGES DETAILS PER SKATER

JUNIOR MEN FREE SKATING

Rank	Name	Nation	Starting Number	Total Segment Score	Total Element Score	Total Program Component Score (factored)	Total Deductions
3	Ilia GOGITIDZE	FRA	11	99.33	46.58	52.75	0.00

#	Executed Elements	Info	Base Value	GOE	J1	J2	J3	J4	J5	J6	J7	J8	J9	Ref.	Scores of Panel
1	3Lo		4.90	0.16	1	2	0	0	0						5.06
2	3T+2T		5.50	-0.14	0	0	-1	-1	0						5.36
3	CSp1		1.40	-0.05	1	1	-1	-1	-1						1.35
4	3F		5.30	0.18	1	1	0	0	0						5.48
5	FCSSp4		3.00	0.10	1	2	0	0	0						3.10
6	2A		3.30	-0.22	0	0	-1	-1	-1						3.08
7	ChSq1		3.00	0.67	2	2	1	1	1						3.67
8	3T+2A+SEQ		8.25	x -2.10	-5	-4	-5	-5	-5						6.15
9	3S		4.73	x -0.86	-1	-2	-2	-2	-3						3.87
10	3S+2T		6.16	x 0.00	0	1	-1	0	0						6.16
11	CCoSp3		3.00	0.30	2	1	1	1	0						3.30
			48.54												46.58
Program Components			Factor												
	Composition			3.33	5.25	5.25	4.75	4.50	5.00						5.00
	Presentation			3.33	5.75	5.75	5.00	5.00	5.50						5.42
	Skating Skills			3.33	5.50	5.75	5.25	5.00	5.50						5.42
	Judges Total Program Component Score (factored)														52.75

Deductions: 0.00

Rank	Name	Nation	Starting Number	Total Segment Score	Total Element Score	Total Program Component Score (factored)	Total Deductions
4	Giorgio BASILE	ITA	8	95.30	45.62	49.68	0.00

#	Executed Elements	Info	Base Value	GOE	J1	J2	J3	J4	J5	J6	J7	J8	J9	Ref.	Scores of Panel
1	3F+2T		6.60	0.35	0	1	1	1	0						6.95
2	3Lo		4.90	-1.47	-3	-2	-3	-3	-3						3.43
3	3S+2A+SEQ		7.60	-1.00	-3	-2	-2	-2	-3						6.60
4			0.00	0.00	-	-	-	-	-						0.00
5	3S		4.30	-0.72	-1	-2	-2	-1	-2						3.58
6	3T+T+2T		5.50	-1.12	-2	-2	-4	-3	-3						4.38
7	FCCoSp4		3.50	0.35	1	1	1	1	0						3.85
8	3T		4.62	x 0.00	0	0	0	0	-1						4.62
9	2A		3.63	x -0.99	-3	-3	-3	-3	-4						2.64
10	CCoSp3		3.00	0.30	1	0	1	1	1						3.30
11	ChSq1		3.00	0.50	1	1	1	1	0						3.50
12	CCSp4		3.20	-0.43	-2	-1	-1	-2	-1						2.77
			49.85												45.62
Program Components			Factor												
	Composition			3.33	4.50	4.00	5.00	5.25	5.50						4.92
	Presentation			3.33	4.25	3.75	5.25	5.00	5.25						4.83
	Skating Skills			3.33	5.00	4.50	5.25	5.25	5.50						5.17
	Judges Total Program Component Score (factored)														49.68

Deductions: 0.00

JUDGES DETAILS PER SKATER

JUNIOR MEN FREE SKATING

Rank	Name	Nation	Starting Number	Total Segment Score	Total Element Score	Total Program Component Score (factored)	Total Deductions								
5	Matteo MARCHIONI	ITA	5	94.26	44.78	50.48	-1.00								
#	Executed Elements	Info	Base Value	GOE	J1	J2	J3	J4	J5	J6	J7	J8	J9	Ref.	Scores of Panel
1	3T+2T		5.50	0.42	1	2	1	1	1						5.92
2	3Lo+2Lo		6.60	0.49	1	2	1	1	1						7.09
3	CCoSp4		3.50	0.35	1	1	1	1	0						3.85
4	3F	F	5.30	-2.65	-5	-5	-5	-5	-5						2.65
5	3S		4.30	0.00	0	1	0	0	0						4.30
6	2A+1Eu+2F		6.16	x 0.22	0	2	0	1	1						6.38
7	3T		4.62	x -0.84	-2	-1	-2	-2	-2						3.78
8	FCCoSp4V		2.63	-0.53	-2	-2	-1	-2	-2						2.10
9	CSSp4		3.00	-0.10	1	1	-1	-1	-1						2.90
10	2Lz		2.31	x 0.00	0	0	0	0	0						2.31
11	ChSq1		3.00	0.50	1	1	0	1	2						3.50
			46.92												44.78
Program Components			Factor												
Composition			3.33		5.25	5.00	5.25	5.50	5.25						5.25
Presentation			3.33		5.25	4.50	5.00	4.75	4.75						4.83
Skating Skills			3.33		5.00	4.75	5.00	5.25	5.25						5.08
Judges Total Program Component Score (factored)															50.48
Deductions:			Falls		-1.00	(1)									-1.00

Rank	Name	Nation	Starting Number	Total Segment Score	Total Element Score	Total Program Component Score (factored)	Total Deductions								
6	Tadeas VACLAVIK	CZE	7	90.48	48.19	43.29	-1.00								
#	Executed Elements	Info	Base Value	GOE	J1	J2	J3	J4	J5	J6	J7	J8	J9	Ref.	Scores of Panel
1	3Lz		5.90	-0.98	0	-2	-2	-3	-1						4.92
2	2A+3T		7.50	0.56	0	2	1	2	1						8.06
3	3Lo+1Eu+2S		6.70	0.16	0	2	0	1	0						6.86
4	3F		5.30	-1.24	-2	-3	-1	-3	-2						4.06
5	FSSp4		3.00	0.30	1	1	1	1	0						3.30
6	CCSp3		2.80	0.09	1	1	0	-1	0						2.89
7	3S+2A+SEQ		8.36	x 0.43	1	1	0	1	1						8.79
8	1Lo		0.55	x -0.03	0	0	-1	-1	-2						0.52
9	3S<	F	3.78	x -1.72	-5	-5	-5	-5	-5						2.06
10	ChSq1		3.00	0.00	0	0	0	0	-1						3.00
11	CCoSp4		3.50	0.23	2	1	1	0	0						3.73
			50.39												48.19
Program Components			Factor												
Composition			3.33		4.00	4.00	5.00	4.50	4.25						4.25
Presentation			3.33		3.00	3.75	4.75	3.75	3.50						3.67
Skating Skills			3.33		5.00	4.75	5.25	5.25	5.00						5.08
Judges Total Program Component Score (factored)															43.29
Deductions:			Falls		-1.00	(1)									-1.00

JUDGES DETAILS PER SKATER

JUNIOR MEN FREE SKATING

Rank	Name	Nation	Starting Number	Total Segment Score	Total Element Score	Total Program Component Score (factored)	Total Deductions								
7	Daniel VERBAT	FRA	9	86.45	40.26	47.19	-1.00								
#	Executed Elements	Info	Base Value	GOE	J1	J2	J3	J4	J5	J6	J7	J8	J9	Ref.	Scores of Panel
1	3Lz		5.90	-2.75	-3	-4	-5	-5	-5						3.15
2	3T+2T		5.50	0.00	0	0	1	0	0						5.50
3	CSSp4		3.00	0.60	3	2	2	2	2						3.60
4	S	F	0.00	0.00	-	-	-	-	-						0.00
5	ChSq1		3.00	0.83	2	1	2	1	2						3.83
6	3T+2T		5.50	0.00	0	0	0	0	-1						5.50
7	2A		3.63	x 0.00	0	1	0	0	-1						3.63
8	3S		4.73	x -1.15	-2	-2	-4	-3	-3						3.58
9	2Lz+1Eu+2S		4.29	x 0.00	0	0	0	-1	0						4.29
10	CCoSp3		3.00	0.10	0	0	1	1	-2						3.10
11	FCCoSp4		3.50	0.58	2	1	2	1	2						4.08
			42.05												40.26
Program Components				Factor											
Composition				3.33	4.75	4.00	5.25	5.00	4.25						4.67
Presentation				3.33	4.75	3.50	5.00	4.75	4.00						4.50
Skating Skills				3.33	5.25	4.75	5.50	4.75	5.00						5.00
Judges Total Program Component Score (factored)															47.19
Deductions:				Falls	-1.00	(1)									-1.00

Rank	Name	Nation	Starting Number	Total Segment Score	Total Element Score	Total Program Component Score (factored)	Total Deductions								
8	Jari KRESTYANNIKOV	FIN	2	80.27	37.41	43.86	-1.00								
#	Executed Elements	Info	Base Value	GOE	J1	J2	J3	J4	J5	J6	J7	J8	J9	Ref.	Scores of Panel
1	3A		8.00	-2.93	-3	-4	-3	-4	-5						5.07
2	3Lz+1Eu+2S		7.70	0.20	1	1	0	0	0						7.90
3	2F1+2T	!	3.10	-0.30	-2	-1	-1	-2	-2						2.80
4	ChSq1		3.00	-0.33	-1	0	0	-2	-1						2.67
5	2Lz		2.10	-0.21	-1	0	-1	-1	-1						1.89
6	3T	F	4.20	-2.10	-5	-5	-5	-5	-5						2.10
7	1F+2T		1.98	x -0.13	-1	-1	0	-1	-2						1.85
8	CCSp3		2.80	0.09	1	1	1	-1	-1						2.89
9	2A		3.63	x 0.33	1	2	0	1	1						3.96
10	FSSp4		3.00	-0.10	1	1	-1	-1	-1						2.90
11	CCoSp4		3.50	-0.12	0	0	0	-1	-1						3.38
			43.01												37.41
Program Components				Factor											
Composition				3.33	4.25	4.75	4.50	4.25	4.25						4.33
Presentation				3.33	4.25	4.25	4.50	4.00	4.00						4.17
Skating Skills				3.33	4.50	4.75	5.00	4.75	4.50						4.67
Judges Total Program Component Score (factored)															43.86
Deductions:				Falls	-1.00	(1)									-1.00

JUDGES DETAILS PER SKATER

JUNIOR MEN FREE SKATING

Rank	Name	Nation	Starting Number	Total Segment Score	Total Element Score	Total Program Component Score (factored)	Total Deductions								
9	Alexander VLASCENKO	GER	6	80.13	37.01	44.12	-1.00								
#	Executed Elements	Info	Base Value	GOE	J1	J2	J3	J4	J5	J6	J7	J8	J9	Ref.	Scores of Panel
1	2A		3.30	0.66	2	2	2	2	2						3.96
2	3T+2T		5.50	0.00	0	1	0	0	-1						5.50
3	3T		4.20	0.42	1	1	1	0	1						4.62
4	3Lo		4.90	-0.98	-2	-2	-2	-1	-2						3.92
5	CCSp2		2.30	-0.15	0	0	-1	-2	-1						2.15
6	2S	x	1.43	-0.04	0	0	-1	0	-1						1.39
7	FSSp2		2.30	-0.15	0	0	-1	-1	-1						2.15
8	3Sq	F	4.73	x -2.15	-5	-5	-5	-5	-5						2.58
9	2A	x	3.63	0.11	1	1	0	0	0						3.74
10	ChSq1		3.00	0.50	2	1	1	1	1						3.50
11	CCoSp4		3.50	0.00	0	0	1	0	0						3.50
			38.79												37.01
Program Components			Factor												
Composition			3.33	4.25	4.25	4.75	4.25	4.00							4.25
Presentation			3.33	4.50	3.75	4.75	4.00	4.25							4.25
Skating Skills			3.33	5.00	4.50	5.00	4.75	4.50							4.75
Judges Total Program Component Score (factored)															44.12
Deductions:			Falls	-1.00	(1)										-1.00

Rank	Name	Nation	Starting Number	Total Segment Score	Total Element Score	Total Program Component Score (factored)	Total Deductions								
10	Nikita TARAKANOV	SWE	3	74.63	33.17	42.46	-1.00								
#	Executed Elements	Info	Base Value	GOE	J1	J2	J3	J4	J5	J6	J7	J8	J9	Ref.	Scores of Panel
1	3Lo		4.90	0.00	0	0	0	0	-1						4.90
2	2Lz+1Eu+3S		6.90	-0.57	0	-1	-2	-2	-1						6.33
3	2F+2A+SEQ		5.10	-0.22	0	0	-1	-1	-1						4.88
4	2A+1T		3.70	0.00	0	0	0	0	-1						3.70
5	FSSp4		3.00	0.00	0	1	0	0	0						3.00
6	3S<<	<<	1.43	x -0.65	-5	-4	-5	-5	-5						0.78
7	3Lo<+REP	F	3.02	x -1.96	-5	-5	-5	-5	-5						1.06
8	1T	x	0.44	0.00	0	0	0	0	-1						0.44
9	CCSp3		2.80	-0.75	-3	-2	-3	-3	-2						2.05
10	ChSq1		3.00	0.00	1	0	0	0	0						3.00
11	CCoSp4		3.50	-0.47	0	0	-2	-2	-2						3.03
			37.79												33.17
Program Components			Factor												
Composition			3.33	3.50	3.50	4.50	4.00	5.00							4.00
Presentation			3.33	4.00	3.25	4.25	4.50	4.75							4.25
Skating Skills			3.33	4.75	4.25	4.50	4.25	4.75							4.50
Judges Total Program Component Score (factored)															42.46
Deductions:			Falls	-1.00	(1)										-1.00

JUDGES DETAILS PER SKATER

JUNIOR MEN FREE SKATING

Rank	Name	Nation	Starting Number	Total Segment Score	Total Element Score	Total Program Component Score (factored)	Total Deductions
11	Rene BEKTASHI-BROWN	GBR	1	69.58	29.05	40.53	0.00

#	Executed Elements	Info	Base Value	GOE	J1	J2	J3	J4	J5	J6	J7	J8	J9	Ref.	Scores of Panel
1	3Lz		5.90	-1.18	-2	-1	-2	-2	-2						4.72
2	2F<<	<<	0.50	-0.25	-5	-4	-5	-5	-5						0.25
3	3S+2T		5.60	0.14	0	1	0	0	1						5.74
4	3T+2T		5.50	0.42	1	1	1	1	0						5.92
5	FSSp3		2.60	0.00	0	0	-1	0	0						2.60
6	ChSq1		3.00	-0.67	0	1	-3	-2	-2						2.33
7	1T		0.44	x 0.00	0	0	0	0	-1						0.44
8	1S		0.44	x -0.16	-4	-4	-4	-3	-5						0.28
9	1A		1.21	x -0.22	-2	-2	-3	-2	-2						0.99
10	FCoSp3		3.00	-0.60	-2	0	-3	-2	-2						2.40
11	CCoSp4		3.50	-0.12	0	0	-1	-1	0						3.38
			31.69												29.05
Program Components			Factor												
Composition			3.33	3.75	3.75	4.25	4.50	4.00							4.00
Presentation			3.33	3.75	3.50	4.00	4.00	3.50							3.75
Skating Skills			3.33	4.50	4.25	4.50	4.50	3.75							4.42
Judges Total Program Component Score (factored)													40.53		

Deductions:
0.00

Rank	Name	Nation	Starting Number	Total Segment Score	Total Element Score	Total Program Component Score (factored)	Total Deductions
12	Jack DONOVAN	GBR	4	58.95	25.32	36.63	-3.00

#	Executed Elements	Info	Base Value	GOE	J1	J2	J3	J4	J5	J6	J7	J8	J9	Ref.	Scores of Panel
1	3S+1Eu+2S		6.10	-0.29	0	1	-1	-1	-1						5.81
2	3Lz<<	F	2.10	-1.05	-5	-5	-5	-5	-5						1.05
3	3Tq	q	4.20	-2.10	-5	-5	-5	-5	-5						2.10
4	CCSp2		2.30	0.00	0	0	0	0	-1						2.30
5	3S<	F	3.44	-1.72	-5	-5	-5	-5	-5						1.72
6	3T<<+REP	<<	1.00	x -0.65	-4	-5	-5	-5	-5						0.35
7	2A		3.63	x 0.00	0	0	0	0	0						3.63
8	2Aq	F	3.63	x -1.65	-5	-5	-5	-5	-5						1.98
9	FSSp2		2.30	0.08	1	1	0	-1	0						2.38
10	ChSq1		3.00	-1.17	-1	0	-2	-4	-4						1.83
11	CCoSp2		2.50	-0.33	0	0	-2	-2	-2						2.17
			34.20												25.32
Program Components			Factor												
Composition			3.33	3.25	3.25	4.00	3.75	3.75							3.58
Presentation			3.33	3.25	3.00	3.50	3.50	3.00							3.25
Skating Skills			3.33	4.50	3.25	4.50	4.25	3.75							4.17
Judges Total Program Component Score (factored)													36.63		

Deductions: Falls

-3.00 (3)

-3.00

Legend:							
#	Sequence number	GOE	Grade of Execution	Jx	Judges (x=1-9)	Ref.	Referee
<	Under-rotated jump	<<	Downgraded jump	x	Credit for highlight distribution, base value multiplied by 1.1		
!	Not clear edge	REP	Jump repetition	F	Fall	q	Jump landed on the quarter

RESULTS DETAILS

JUNIOR MEN FREE SKATING

Pl.	Name	Nation	Total Segment Score =	Total Element Score +	Factored Total Component Score +	CO	PR	SK	Deductions -
1	Lukas VACLAVIK	SVK	107.89	55.35	53.54	5.33	4.92	5.83	-1.00
2	Arin YORKE	GBR	99.68	50.62	51.06	5.08	5.08	5.17	-2.00
3	Ilia GOGITIDZE	FRA	99.33	46.58	52.75	5.00	5.42	5.42	0.00
4	Giorgio BASILE	ITA	95.30	45.62	49.68	4.92	4.83	5.17	0.00
5	Matteo MARCHIONI	ITA	94.26	44.78	50.48	5.25	4.83	5.08	-1.00
6	Tadeas VACLAVIK	CZE	90.48	48.19	43.29	4.25	3.67	5.08	-1.00
7	Daniel VERBAT	FRA	86.45	40.26	47.19	4.67	4.50	5.00	-1.00
8	Jari KRESTYANNIKOV	FIN	80.27	37.41	43.86	4.33	4.17	4.67	-1.00
9	Alexander VLASCENKO	GER	80.13	37.01	44.12	4.25	4.25	4.75	-1.00
10	Nikita TARAKANOV	SWE	74.63	33.17	42.46	4.00	4.25	4.50	-1.00
11	Rene BEKTASHI-BROWN	GBR	69.58	29.05	40.53	4.00	3.75	4.42	0.00
12	Jack DONOVAN	GBR	58.95	25.32	36.63	3.58	3.25	4.17	-3.00

Legend:

CO	Composition	Pl.	Place	PR	Presentation	SK	Skating Skills
-----------	-------------	------------	-------	-----------	--------------	-----------	----------------

DEDUCTION PROTOCOL

JUNIOR MEN FREE SKATING

#	Name	Nation	Deductions					Total		
			Costume/ Prop violation	Time violation	Illegal element/ movement	Falls	Interruption in excess		Interruption with allowance	Costume failure
1	Rene BEKTASHI-BROWN	GBR								0.00
2	Jari KRESTYANNIKOV	FIN				1.00				1.00
3	Nikita TARAKANOV	SWE				1.00				1.00
4	Jack DONOVAN	GBR				3.00				3.00
5	Matteo MARCHIONI	ITA				1.00				1.00
6	Alexander VLASCENKO	GER				1.00				1.00
7	Tadeas VACLAVIK	CZE				1.00				1.00
8	Giorgio BASILE	ITA								0.00
9	Daniel VERBAT	FRA				1.00				1.00
10	Arin YORKE	GBR				2.00				2.00
11	Ilia GOGITIDZE	FRA								0.00
12	Lukas VACLAVIK	SVK				1.00				1.00

Ms. Katarina GROF MITROVIC, ISU

Referee

Ms. Eva SZILAGYI, ISU

Technical Controller

WOMEN

Name(s)	Nation
1 Stefanie PESENDORFER	AUT 1
2 Nikola RYCHTARIKOVA	CZE 2
3 Emmi PELTONEN	FIN 3
4 Lea SERNA	FRA 4
5 Kristina ISAEV	GER 5
6 Lara Naki GUTMANN	ITA 6
7 Ginevra Lavinia NEGRELLO	ITA 6
8 Marina PIREDDA	ITA 6
9 Ebba Elliot Arvid LETTERKRANTZ	SWE 7
10 Isabella VANDERLAAT	SWE 7

CALCULATION SETUP VERIFICATION FOR REFEREE

Category Women

Event parameter

Software Version	1.7.5.0	Competition Type	International Competition
Elm Xml Version	2324.0	Calculation	ISU Judging System
Sys Elm Xml Version	0	Trimmed Mean	Starts With 5 Judges
		Verification Rules Season	2023-2024

Category parameter


Category type	Singles	Level	Senior
Gender	Lady		

Segment Short Program

General segment factor	1.00	checksum element table:	90aa310fbfcc81fba3c5d089923e40a3
Credit for highlight distribution	1.10	Program time	2:40 +/- 10 sec.
		Start time 2nd half of program	1:20
		Verification Rules	ISU Rules
Program components:	Factor	Deductions:	Entered By Values
General component factor	1.00		
1: Composition	1.33	1: Costume/Prop violation	Majority 0 -1
2: Presentation	1.33	2: Time violation	Referee 0 -1 -2 -3 -4 -5 -6
3: Skating Skills	1.33	3:	
		4: Illegal element/movement	Technical Panel 0 -2 -4 -6
		5: Falls	Technical Panel 0 -1 -2 -4 -6
		6: Interruption in excess	Referee 0 -1 -2 -3 -4 -5 -6
		7: Interruption with allowance	Referee 0 -5
		8:	
		9:	
		10: Costume failure	Referee 0 -1
		11: Late start	Referee 0 -1

Segment Free Skating

General segment factor	1.00	checksum element table:	90aa310fbfcc81fba3c5d089923e40a3
Credit for highlight distribution	1.10	Program time	4:00 +/- 10 sec.
		Start time 2nd half of program	2:00
		Verification Rules	ISU Rules
Program components:	Factor	Deductions:	Entered By Values
General component factor	1.00		
1: Composition	2.67	1: Costume/Prop violation	Majority 0 -1
2: Presentation	2.67	2: Time violation	Referee 0 -1 -2 -3 -4 -5 -6
3: Skating Skills	2.67	3:	
		4: Illegal element/movement	Technical Panel 0 -2 -4 -6
		5: Falls	Technical Panel 0 -1 -2 -4 -6
		6: Interruption in excess	Referee 0 -1 -2 -3 -4 -5 -6
		7: Interruption with allowance	Referee 0 -5
		8:	
		9:	
		10: Costume failure	Referee 0 -1
		11: Late start	Referee 0 -1


Mr. Andrew BOSCO

printed: 24.02.2024 09:37



Μεγάλο
Ice Trophy
Memorial Martina Bortolli



WOMEN

MeranArena	24 FEB 2024	19:00	Short Program
	25 FEB 2024	15:15	Free Skating

Size of Skating Arena:	30m*60m
Ice Conditions:	very good
Number of Entries:	10
Number of Participants:	10

Entry Withdrawn:

Short Program		
Duration:	2:40 +/- 10 seconds	
Segment Factor:	1.00	
Program Component Factors:	Composition	1.33
	Presentation	1.33
	Skating Skills	1.33

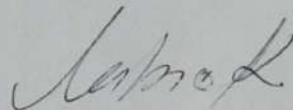
Free Skating		
Duration:	4:00 +/- 10 seconds	
Segment Factor:	1.00	
Program Component Factors:	Composition	2.67
	Presentation	2.67
	Skating Skills	2.67

RESULTS
WOMEN

Pl.	Name	Nation	Total Score	SP	FS
1	Lea SERNA	FRA	173.81	2	1
2	Lara Naki GUTMANN	ITA	173.22	3	2
3	Marina PIREDDA	ITA	172.66	1	3
4	Ginevra Lavinia NEGRELLO	ITA	164.98	4	4
5	Kristina ISAEV	GER	131.94	5	5
6	Isabella VANDERLAAT	SWE	99.04	7	6
7	Nikola RYCHTARIKOVA	CZE	97.17	6	8
8	Ebba Elliot Arvid LETTERKRANTZ	SWE	93.71	8	7
Withdrawn					
	Stefanie PESENDORFER	AUT			WD
	Emmi PELTONEN	FIN			WD



Mr. Andrew BOSCO, ISU
Referee



Ms. Katarina GROF MITROVIC, ISU
Technical Controller

Legend:		FS	WD	Pl.
SP	Short Program	Free Skating	Withdrawn	Place

RESULTS**WOMEN SHORT PROGRAM**

Pl.	Name	Nation	Total Segment Score
1	Marina PIREDDA	ITA	60.46
2	Lea SERNA	FRA	56.78
3	Lara Naki GUTMANN	ITA	56.78
4	Ginevra Lavinia NEGRELLO	ITA	54.06
5	Kristina ISAEV	GER	51.95
6	Nikola RYCHTARIKOVA	CZE	39.19
7	Isabella VANDERLAAT	SWE	34.80
8	Ebba Elliot Arvid LETTERKRANTZ	SWE	33.01
Withdrawn			
	Stefanie PESENDORFER	AUT	WD
	Emmi PELTONEN	FIN	WD

Mr. Andrew BOSCO, ISU
Referee

Ms. Katarina GROF MITROVIC, ISU
Technical Controller

Legend:
WD Withdrawn

PANEL OF JUDGES WOMEN SHORT PROGRAM

Officials

Technical Controller	Ms. Katarina GROF MITROVIC	ISU
Technical Specialist	Ms. Milena PANIC	ISU
Technical Specialist	Mr. Dmitri DMITRENKO	ISU

Judges

Referee	Mr. Andrew BOSCO	ISU
Judge No. 1	Ms. Gabriella BENINI	ITA
Judge No. 2	Ms. Elisabetta BIGNARDI	ITA
Judge No. 3	Mr. Josip CEROVAC	CRO
Judge No. 4	Mr. Albert SAADI	MON
Judge No. 5	Ms. Krunoslava CUMIC	SRB

Data/Replay Operator

Data Operator	Mr. Tiziano MARSETTI	ISU
Replay Operator	Ms. Flavia GRAGLIA	ITA

JUDGES DETAILS PER SKATER

WOMEN SHORT PROGRAM

Rank	Name	Nation	Starting Number	Total Segment Score	Total Element Score	Total Program Component Score (factored)	Total Deductions									
1	Marina PIREDDA	ITA	7	60.46	34.19	26.27	0.00									
#	Executed Elements	Info	Base Value	GOE	J1	J2	J3	J4	J5	J6	J7	J8	J9	Ref.	Scores of Panel	
1	3T+3T		8.40	0.84	2	3	2	2	2						9.24	
2	3Lz		5.90	0.59	1	2	1	1	1						6.49	
3	FCSp4		3.20	0.64	1	2	2	2	2						3.84	
4	2A		3.63	x 0.55	2	1	2	2	1						4.18	
5	StSq3		3.30	0.66	2	2	2	2	1						3.96	
6	SSp4		2.50	0.25	2	0	1	1	1						2.75	
7	CCoSp4		3.50	0.23	1	0	0	1	1	2					3.73	
			30.43												34.19	
Program Components				Factor												
Composition				1.33	6.75	7.00	6.75	6.75	5.75							6.75
Presentation				1.33	6.25	6.00	7.00	6.75	5.50							6.33
Skating Skills				1.33	6.75	6.50	6.75	7.00	6.00							6.67
Judges Total Program Component Score (factored)															26.27	
Deductions:															0.00	

Rank	Name	Nation	Starting Number	Total Segment Score	Total Element Score	Total Program Component Score (factored)	Total Deductions									
2	Lea SERNA	FRA	9	56.78	31.18	26.60	-1.00									
#	Executed Elements	Info	Base Value	GOE	J1	J2	J3	J4	J5	J6	J7	J8	J9	Ref.	Scores of Panel	
1	3Lz+3T<	<	9.26	-0.39	0	1	-2	-1	-1						8.87	
2	2A		3.30	0.66	2	2	2	2	2						3.96	
3	CCoSp4		3.50	0.70	2	1	2	2	2						4.20	
4	3F1q	F	5.83	x -2.65	-5	-5	-5	-5	-5						3.18	
5	FCSp4		3.20	0.53	1	2	2	1	2						3.73	
6	StSq4		3.90	0.78	2	2	2	2	2						4.68	
7	LSp3		2.40	0.16	0	0	1	1	2						2.56	
			31.39												31.18	
Program Components				Factor												
Composition				1.33	6.50	6.75	6.50	6.75	6.75							6.67
Presentation				1.33	6.50	7.25	6.25	6.50	6.50							6.50
Skating Skills				1.33	6.75	7.00	6.75	7.00	6.75							6.83
Judges Total Program Component Score (factored)															26.60	
Deductions:							Falls	-1.00	(1)						-1.00	

Rank	Name	Nation	Starting Number	Total Segment Score	Total Element Score	Total Program Component Score (factored)	Total Deductions									
3	Lara Naki GUTMANN	ITA	2	56.78	30.08	26.70	0.00									
#	Executed Elements	Info	Base Value	GOE	J1	J2	J3	J4	J5	J6	J7	J8	J9	Ref.	Scores of Panel	
1	3T+3Tq	q	8.40	-1.40	-4	-4	-3	-3	-2						7.00	
2	3Lzq	q	5.90	-1.57	-3	-3	-2	-3	-2						4.33	
3	SSp4		2.50	0.50	2	2	2	2	2						3.00	
4	2A		3.63	x 0.33	1	1	1	1	1						3.96	
5	CCoSp4		3.50	0.70	2	2	2	1	2						4.20	
6	StSq3		3.30	0.77	3	3	2	2	1						4.07	
7	FCSp4		3.20	0.32	1	2	1	1	1						3.52	
			30.43												30.08	
Program Components				Factor												
Composition				1.33	7.00	6.75	7.00	7.00	5.75							6.92
Presentation				1.33	6.50	5.75	7.25	6.75	5.25							6.33
Skating Skills				1.33	6.75	7.00	7.00	6.75	5.50							6.83
Judges Total Program Component Score (factored)															26.70	
Deductions:															0.00	

JUDGES DETAILS PER SKATER

WOMEN SHORT PROGRAM

Rank	Name	Nation	Starting Number	Total Segment Score	Total Element Score	Total Program Component Score (factored)	Total Deductions									
4	Ginevra Lavinia NEGRELLO	ITA	6	54.06	28.12	25.94	0.00									
#	Executed Elements	Info	Base Value	GOE	J1	J2	J3	J4	J5	J6	J7	J8	J9	Ref.	Scores of Panel	
1	3Lze<+2T	<	4.84	-1.42	-4	-4	-4	-4	-3						3.42	
2	2A		3.30	0.55	2	2	2	1	1						3.85	
3	FCSp4		3.20	0.96	3	3	2	3	3						4.16	
4	3Loq	q	5.39	x -0.82	-1	1	-2	-2	-2						4.57	
5	CCoSp4		3.50	0.70	2	2	3	2	2						4.20	
6	StSq4		3.90	0.78	2	2	2	1	2						4.68	
7	LSp4		2.70	0.54	2	1	2	2	2						3.24	
			26.83												28.12	
Program Components				Factor												
Composition				1.33	7.00	5.50	7.50	7.00	6.25							6.75
Presentation				1.33	6.75	5.00	7.00	6.75	6.00							6.50
Skating Skills				1.33	6.50	5.25	7.00	6.50	5.75							6.25
Judges Total Program Component Score (factored)															25.94	
Deductions:															0.00	

Rank	Name	Nation	Starting Number	Total Segment Score	Total Element Score	Total Program Component Score (factored)	Total Deductions									
5	Kristina ISAEV	GER	10	51.95	29.13	23.82	-1.00									
#	Executed Elements	Info	Base Value	GOE	J1	J2	J3	J4	J5	J6	J7	J8	J9	Ref.	Scores of Panel	
1	3T+3T<	F	7.56	-2.10	-5	-5	-5	-5	-5						5.46	
2	3Lz		5.90	0.39	1	0	1	1	0						6.29	
3	FSSp4		3.00	-0.20	-1	-1	0	-1	1						2.80	
4	2A		3.30	0.33	1	1	1	1	0						3.63	
5	CCoSp4		3.50	0.47	1	1	2	2	1						3.97	
6	StSq4		3.90	0.52	1	2	2	0	1						4.42	
7	LSp3		2.40	0.16	1	1	1	0	0						2.56	
			29.56												29.13	
Program Components				Factor												
Composition				1.33	6.00	6.00	6.00	6.25	5.00							6.00
Presentation				1.33	5.75	5.50	6.25	6.25	5.00							5.83
Skating Skills				1.33	6.25	6.00	6.00	6.25	5.25							6.08
Judges Total Program Component Score (factored)															23.82	
Deductions:							Falls	-1.00	(1)						-1.00	

Rank	Name	Nation	Starting Number	Total Segment Score	Total Element Score	Total Program Component Score (factored)	Total Deductions									
6	Nikola RYCHTARIKOVA	CZE	3	39.19	20.34	18.85	0.00									
#	Executed Elements	Info	Base Value	GOE	J1	J2	J3	J4	J5	J6	J7	J8	J9	Ref.	Scores of Panel	
1	1Lz*	*	0.00	0.00	-	-	-	-	-						0.00	
2	3S+2T		5.60	0.00	-1	1	0	0	0						5.60	
3	2A		3.30	0.00	0	-1	0	0	1						3.30	
4	CCoSp3		3.00	0.20	0	0	1	1	2						3.20	
5	StSq2		2.60	0.00	-1	-2	1	0	1						2.60	
6	FCSp3		2.80	0.09	0	1	1	-1	0						2.89	
7	SSp4		2.50	0.25	0	0	2	1	2						2.75	
			19.80												20.34	
Program Components				Factor												
Composition				1.33	4.50	4.25	5.75	4.75	4.75							4.67
Presentation				1.33	4.00	4.00	5.75	4.75	4.50							4.42
Skating Skills				1.33	4.75	5.25	6.25	5.25	4.75							5.08
Judges Total Program Component Score (factored)															18.85	
Deductions:															0.00	

JUDGES DETAILS PER SKATER

WOMEN SHORT PROGRAM

Rank	Name	Nation	Starting Number	Total Segment Score	Total Element Score	Total Program Component Score (factored)	Total Deductions									
7	Isabella VANDERLAAT	SWE	5	34.80	15.96	19.84	-1.00									
#	Executed Elements	Info	Base Value	GOE	J1	J2	J3	J4	J5	J6	J7	J8	J9	Ref.	Scores of Panel	
1	2A		3.30	0.44	1	2	1	2	1						3.74	
2	3Lz<	F	4.72	-2.36	-5	-5	-5	-5	-5						2.36	
3	CCoSp2V		1.88	0.06	-1	-1	1	1	2						1.94	
4	1S*+COMBO	*	0.00	0.00	-	-	-	-	-						0.00	
5	StSq2		2.60	0.09	0	-1	1	2	0						2.69	
6	FCSp3		2.80	0.28	1	2	1	0	1						3.08	
7	LSp2		1.90	0.25	2	2	1	0	1						2.15	
			17.20												15.96	
Program Components				Factor												
Composition				1.33	4.25	3.75	5.75	6.25	4.75							4.92
Presentation				1.33	4.50	4.25	6.00	5.75	4.50							4.92
Skating Skills				1.33	4.75	4.75	5.75	6.25	4.50							5.08
Judges Total Program Component Score (factored)															19.84	
Deductions:				Falls	-1.00	(1)									-1.00	

Rank	Name	Nation	Starting Number	Total Segment Score	Total Element Score	Total Program Component Score (factored)	Total Deductions									
8	Ebba Elliot Arvid LETTERKRANTZ	SWE	8	33.01	15.16	17.85	0.00									
#	Executed Elements	Info	Base Value	GOE	J1	J2	J3	J4	J5	J6	J7	J8	J9	Ref.	Scores of Panel	
1	2A		3.30	-0.99	-3	-3	-3	-3	-3						2.31	
2	3S<+1T*	*	3.44	-1.72	-5	-5	-5	-5	-5						1.72	
3	FSSp3		2.60	-0.61	-2	-1	-3	-3	-2						1.99	
4	3Lo<<	<<	1.70	-0.85	-5	-5	-5	-5	-5						0.85	
5	LSp3		2.40	-0.16	-2	-1	1	0	-1						2.24	
6	StSq2		2.60	-0.17	-1	0	-1	-1	0						2.43	
7	CCoSp4		3.50	0.12	0	1	1	0	0						3.62	
			19.54												15.16	
Program Components				Factor												
Composition				1.33	4.25	4.00	4.75	5.00	4.00							4.33
Presentation				1.33	4.50	5.00	4.50	5.00	3.75							4.67
Skating Skills				1.33	4.75	4.00	4.75	4.50	4.00							4.42
Judges Total Program Component Score (factored)															17.85	
Deductions:															0.00	

Legend:	
#	Sequence number
*	Invalid element
x	Credit for highlight distribution, base value multiplied by 1.1
q	Jump landed on the quarter
GOE	Grade of Execution
e	Wrong edge
Jx	Judges (x=1-9)
<	Under-rotated jump
!	Not clear edge
Ref.	Referee
<<	Downgraded jump
F	Fall

RESULTS DETAILS

WOMEN SHORT PROGRAM

Pl.	Name	Nation	Total Segment Score =	Total Element Score +	Factored Total Component Score +	CO	PR	SK	Deductions -
1	Marina PIREDDA	ITA	60.46	34.19	26.27	6.75	6.33	6.67	0.00
2	Lea SERNA	FRA	56.78	31.18	26.60	6.67	6.50	6.83	-1.00
3	Lara Naki GUTMANN	ITA	56.78	30.08	26.70	6.92	6.33	6.83	0.00
4	Ginevra Lavinia NEGRELLO	ITA	54.06	28.12	25.94	6.75	6.50	6.25	0.00
5	Kristina ISAEV	GER	51.95	29.13	23.82	6.00	5.83	6.08	-1.00
6	Nikola RYCHTARIKOVA	CZE	39.19	20.34	18.85	4.67	4.42	5.08	0.00
7	Isabella VANDERLAAT	SWE	34.80	15.96	19.84	4.92	4.92	5.08	-1.00
8	Ebba Elliot Arvid LETTERKRANTZ	SWE	33.01	15.16	17.85	4.33	4.67	4.42	0.00

Legend:

CO Composition

Pl. Place

PR Presentation

SK Skating Skills

DEDUCTION PROTOCOL

WOMEN SHORT PROGRAM

#	Name	Nation	Deductions					Total	
			Costume/ Prop violation	Time violation	Illegal element/ movement	Falls in excess	Interruption with allowance		Costume failure
1	Emmi PELTONEN	FIN							0.00
2	Lara Naki GUTMANN	ITA							0.00
3	Nikola RYCHTARIKOVA	CZE							0.00
4	Stefanie PESENDORFER	AUT							0.00
5	Isabella VANDERLAAT	SWE				1.00			1.00
6	Ginevra Lavinia NEGRELLO	ITA							0.00
7	Marina PIREDDA	ITA							0.00
8	Ebba Elliot Arvid LETTERKRANTZ	SWE							0.00
9	Lea SERNA	FRA				1.00			1.00
10	Kristina ISAEV	GER				1.00			1.00

Mr. Andrew BOSCO, ISU

Referee

Ms. Katarina GROF MITROVIC, ISU

Technical Controller

RESULTS**WOMEN FREE SKATING**

Pl.	Name	Nation	Total Segment Score
1	Lea SERNA	FRA	117.03
2	Lara Naki GUTMANN	ITA	116.44
3	Marina PIREDDA	ITA	112.20
4	Ginevra Lavinia NEGRELLO	ITA	110.92
5	Kristina ISAEV	GER	79.99
6	Isabella VANDERLAAT	SWE	64.24
7	Ebba Elliot Arvid LETTERKRANTZ	SWE	60.70
8	Nikola RYCHTARIKOVA	CZE	57.98

Mr. Andrew BOSCO, ISU
Referee

Ms. Katarina GROF MITROVIC, ISU
Technical Controller

PANEL OF JUDGES WOMEN FREE SKATING

Officials

Technical Controller	Ms. Katarina GROF MITROVIC	ISU
Technical Specialist	Ms. Milena PANIC	ISU
Technical Specialist	Mr. Dmitri DMITRENKO	ISU

Judges

Referee	Mr. Andrew BOSCO	ISU
Judge No. 1	Ms. Gabriella BENINI	ITA
Judge No. 2	Ms. Elisabetta BIGNARDI	ITA
Judge No. 3	Mr. Josip CEROVAC	CRO
Judge No. 4	Mr. Albert SAADI	MON
Judge No. 5	Ms. Krunoslava CUMIC	SRB

Data/Replay Operator

Data Operator	Mr. Tiziano MARSETTI	ISU
Replay Operator	Ms. Flavia GRAGLIA	ITA

JUDGES DETAILS PER SKATER

WOMEN FREE SKATING

Rank	Name	Nation	Starting Number	Total Segment Score	Total Element Score	Total Program Component Score (factored)	Total Deductions								
1	Lea SERNA	FRA	7	117.03	62.72	54.31	0.00								
#	Executed Elements	Info	Base Value	GOE	J1	J2	J3	J4	J5	J6	J7	J8	J9	Ref.	Scores of Panel
1	3F		5.30	-0.71	-1	-2	-2	-1	0						4.59
2	3Lz+2T		7.20	0.79	2	1	1	2	0						7.99
3	3S		4.30	0.29	1	0	0	1	1						4.59
4	3T		4.20	0.42	0	1	1	1	1						4.62
5	FCSp4		3.20	0.64	1	2	2	2	2						3.84
6	ChSq1		3.00	0.67	1	1	2	2	1						3.67
7	1A+2Aq+SEQ	q	4.84	x -0.55	-2	-1	-2	-2	-1						4.29
8	3Lz	x	6.49	0.79	1	1	2	2	1						7.28
9	3F+2T+2Lo	x	9.13	0.00	0	0	-1	0	1						9.13
10	CCoSp4		3.50	0.47	1	1	1	2	2						3.97
11	StSq4		3.90	0.65	1	2	2	2	1						4.55
12	FCCoSp4		3.50	0.70	2	2	2	2	2						4.20
			58.56												62.72
Program Components				Factor											
	Composition			2.67	6.25	6.50	6.75	6.75	6.75						6.67
	Presentation			2.67	6.50	6.25	7.25	7.00	6.75						6.75
	Skating Skills			2.67	6.75	6.75	7.00	7.25	7.00						6.92
	Judges Total Program Component Score (factored)														54.31
Deductions:															0.00
Rank	Name	Nation	Starting Number	Total Segment Score	Total Element Score	Total Program Component Score (factored)	Total Deductions								
2	Lara Naki GUTMANN	ITA	6	116.44	61.16	56.28	-1.00								
#	Executed Elements	Info	Base Value	GOE	J1	J2	J3	J4	J5	J6	J7	J8	J9	Ref.	Scores of Panel
1	3Lz+1Eu+3S		10.70	1.18	2	2	2	2	1						11.88
2	3T+2A+SEQ		7.50	0.42	1	1	1	1	1						7.92
3	3F		5.30	-1.06	-2	-2	-2	-2	1						4.24
4	CSp4		2.60	0.52	2	2	1	2	2						3.12
5	ChSq1		3.00	1.33	3	3	3	2	2						4.33
6	3Loq	q	4.90	-0.49	-1	0	-1	-2	-1						4.41
7	3Lzq	q	6.49	x -2.16	-3	-4	-5	-4	-3						4.33
8	2A+2T	x	5.06	0.33	1	1	1	1	1						5.39
9	3S	F	4.73	x -2.15	-5	-5	-5	-5	-5						2.58
10	StSq4		3.90	0.78	2	3	2	2	1						4.68
11	FCCoSp4		3.50	0.58	1	2	1	2	2						4.08
12	CCoSp4		3.50	0.70	2	2	2	2	2						4.20
			61.18												61.16
Program Components				Factor											
	Composition			2.67	7.25	7.25	6.75	7.50	6.50						7.08
	Presentation			2.67	6.75	7.00	7.00	7.25	6.25						6.92
	Skating Skills			2.67	7.25	7.50	7.00	7.00	6.50						7.08
	Judges Total Program Component Score (factored)														56.28
Deductions:							Falls	-1.00	(1)						-1.00

JUDGES DETAILS PER SKATER

WOMEN FREE SKATING

Rank	Name	Nation	Starting Number	Total Segment Score	Total Element Score	Total Program Component Score (factored)	Total Deductions									
3	Marina PIREDDA	ITA	8	112.20	58.59	53.61	0.00									
#	Executed Elements	Info	Base Value	GOE	J1	J2	J3	J4	J5	J6	J7	J8	J9	Ref.	Scores of Panel	
1	2T+3T		5.50	0.42	1	1	1	1	1						5.92	
2	3Lz+2T		7.20	0.59	1	1	1	1	1						7.79	
3	3Fe	e	4.24	-1.27	-3	-2	-3	-3	-4						2.97	
4	FCSp4		3.20	0.53	2	2	1	1	2						3.73	
5	ChSq1		3.00	0.83	1	2	2	2	1						3.83	
6	3Lz		5.90	0.98	2	2	1	2	1						6.88	
7	3S	x	4.73	0.57	1	1	2	2	1						5.30	
8	2A+1Eu+2F	x	6.16	0.55	2	2	1	2	1						6.71	
9	SSp4		2.50	0.25	1	0	1	1	1						2.75	
10	2A	x	3.63	0.55	2	1	1	2	2						4.18	
11	StSq4		3.90	0.78	2	2	2	2	2						4.68	
12	CCoSp4		3.50	0.35	1	1	1	0	1						3.85	
			53.46												58.59	
Program Components				Factor												
Composition				2.67	6.50	6.50	6.50	7.00	6.75							6.58
Presentation				2.67	6.75	7.00	6.75	6.75	6.75	6.50						6.75
Skating Skills				2.67	7.00	6.50	6.75	6.75	6.75							6.75
Judges Total Program Component Score (factored)															53.61	
Deductions:															0.00	
Rank	Name	Nation	Starting Number	Total Segment Score	Total Element Score	Total Program Component Score (factored)	Total Deductions									
4	Ginevra Lavinia NEGRELLO	ITA	5	110.92	58.18	52.74	0.00									
#	Executed Elements	Info	Base Value	GOE	J1	J2	J3	J4	J5	J6	J7	J8	J9	Ref.	Scores of Panel	
1	3Lz!q	!	5.90	-1.97	-3	-4	-3	-2	-4						3.93	
2	2A+3T		7.50	0.56	2	2	1	1	0						8.06	
3	2F		1.80	0.12	1	0	0	1	1						1.92	
4	2A+1Eu+3S<	<	7.24	-1.49	-4	-4	-4	-5	-5						5.75	
5	FCSp4		3.20	0.75	2	2	3	3	2						3.95	
6	ChSq1		3.00	0.50	1	1	1	1	2						3.50	
7	3T	x	4.62	0.28	1	0	0	1	1						4.90	
8	3Lo+2T	x	6.82	0.16	1	1	0	0	0						6.98	
9	3Lo	x	5.39	0.49	1	1	1	1	-1						5.88	
10	FCCoSp4		3.50	0.70	2	2	1	2	3						4.20	
11	CCoSp4		3.50	0.93	2	2	3	3	3						4.43	
12	StSq4		3.90	0.78	2	2	2	2	2						4.68	
			56.37												58.18	
Program Components				Factor												
Composition				2.67	6.50	6.25	6.50	6.50	6.75							6.50
Presentation				2.67	6.75	6.25	6.75	6.50	7.00							6.67
Skating Skills				2.67	7.00	6.50	6.75	6.50	6.00							6.58
Judges Total Program Component Score (factored)															52.74	
Deductions:															0.00	

JUDGES DETAILS PER SKATER

WOMEN FREE SKATING

Rank	Name	Nation	Starting Number	Total Segment Score	Total Element Score	Total Program Component Score (factored)	Total Deductions								
5	Kristina ISAEV	GER	4	79.99	41.96	40.03	-2.00								
#	Executed Elements	Info	Base Value	GOE	J1	J2	J3	J4	J5	J6	J7	J8	J9	Ref.	Scores of Panel
1	3S		4.30	0.43	1	2	1	1	0						4.73
2	3Lz<	F	4.72	-2.36	-5	-5	-5	-5	-5						2.36
3	3F+2T		6.60	0.35	1	0	0	1	1						6.95
4	3Tq	q	4.20	-1.26	-3	-3	-3	-2	-3						2.94
5	FSSp4		3.00	0.20	0	0	1	1	1						3.20
6	2F!	!	1.80	-0.90	-4	-5	-5	-5	-5						0.90
7	3T<+REP	F	2.59	x -1.68	-5	-5	-5	-5	-5						0.91
8	ChSq1		3.00	0.17	0	0	1	1	0						3.17
9	2A+2A+SEQ		7.26	x -0.99	-4	-3	-3	-3	1						6.27
10	StSq4		3.90	0.26	0	-1	1	1	1						4.16
11	CCoSp4		3.50	0.47	1	2	1	1	2						3.97
12	LSp3		2.40	0.00	0	0	1	0	0						2.40
			47.27												41.96
Program Components				Factor											
Composition				2.67	4.00	4.00	5.25	5.25	5.50						4.83
Presentation				2.67	4.25	4.00	5.00	5.25	5.25						4.83
Skating Skills				2.67	4.75	4.50	5.75	5.75	5.50						5.33
Judges Total Program Component Score (factored)															40.03
Deductions:				Falls											-2.00 (2)
															-2.00

Rank	Name	Nation	Starting Number	Total Segment Score	Total Element Score	Total Program Component Score (factored)	Total Deductions								
6	Isabella VANDERLAAT	SWE	2	64.24	28.77	36.47	-1.00								
#	Executed Elements	Info	Base Value	GOE	J1	J2	J3	J4	J5	J6	J7	J8	J9	Ref.	Scores of Panel
1	3Lz!<	F	4.72	-2.36	-5	-5	-5	-5	-5						2.36
2	1S		0.40	0.00	0	-1	0	0	0						0.40
3	2A		3.30	-0.11	-1	0	0	0	-1						3.19
4	StSq2		2.60	0.00	0	-2	0	0	0						2.60
5	3Lz!<+1A+SEQ	<	5.82	-1.58	-4	-5	-3	-2	-3						4.24
6	1A		1.10	0.00	0	0	0	1	0						1.10
7	CCoSp3		3.00	0.10	-1	0	1	0	1						3.10
8	2S		1.43	x -0.48	-4	-4	-3	-5	-3						0.95
9	2F+2Lo<	<	3.48	x -0.72	-4	-3	-4	-4	-5						2.76
10	FCSp3		2.80	-0.09	-1	-1	0	0	0						2.71
11	LSp2		1.90	0.13	0	0	1	1	2						2.03
12	ChSq1		3.00	0.33	0	0	1	1	1						3.33
			33.55												28.77
Program Components				Factor											
Composition				2.67	4.25	4.00	4.75	4.75	5.00						4.58
Presentation				2.67	4.00	4.00	4.50	4.50	4.75						4.33
Skating Skills				2.67	4.50	4.25	4.75	5.00	5.25						4.75
Judges Total Program Component Score (factored)															36.47
Deductions:				Falls											-1.00 (1)
															-1.00

JUDGES DETAILS PER SKATER

WOMEN FREE SKATING

Rank	Name	Nation	Starting Number	Total Segment Score	Total Element Score	Total Program Component Score (factored)	Total Deductions									
7	Ebba Elliot Arvid LETTERKRANTZ	SWE	1	60.70	29.12	31.58	0.00									
#	Executed Elements	Info	Base Value	GOE	J1	J2	J3	J4	J5	J6	J7	J8	J9	Ref.	Scores of Panel	
1	3S		4.30	-2.01	-5	-5	-5	-4	-3						2.29	
2	2A		3.30	-0.33	-1	-1	-1	-1	-1						2.97	
3	3Sq+REP	q	3.01	-2.15	-5	-5	-4	-5	-5						0.86	
4	LSp2		1.90	-0.06	-2	0	0	-1	1						1.84	
5	1A		1.10	-0.48	-5	-5	-3	-5	-3						0.62	
6	FCCoSp4		3.50	0.00	-1	0	0	0	2						3.50	
7	2Lz+2T+2Lo<	<	5.24	x -0.84	-4	-4	-4	-5	-4						4.40	
8	ChSq1		3.00	-0.50	-1	-1	-2	-1	1						2.50	
9	2Lz+2Lo		4.18	x -0.21	-1	-1	-1	-1	0						3.97	
10	2F<<	<<	0.55	x -0.25	-5	-5	-5	-5	-5						0.30	
11	StSq2		2.60	-0.35	-2	-1	-2	-1	0						2.25	
12	CCoSp4		3.50	0.12	-1	0	1	0	1						3.62	
			36.18												29.12	
Program Components				Factor												
Composition				2.67	4.00	3.25	4.00	4.25	4.50						4.08	
Presentation				2.67	3.75	3.50	3.50	3.75	4.25						3.67	
Skating Skills				2.67	4.25	4.25	3.75	3.75	4.50						4.08	
Judges Total Program Component Score (factored)															31.58	
Deductions:															0.00	
Rank	Name	Nation	Starting Number	Total Segment Score	Total Element Score	Total Program Component Score (factored)	Total Deductions									
8	Nikola RYCHTARIKOVA	CZE	3	57.98	27.51	32.47	-2.00									
#	Executed Elements	Info	Base Value	GOE	J1	J2	J3	J4	J5	J6	J7	J8	J9	Ref.	Scores of Panel	
1	3Lzq	F	5.90	-2.95	-5	-5	-5	-5	-5						2.95	
2	2S+2T		2.60	-0.09	-1	-1	0	-1	0						2.51	
3	1A		1.10	-0.15	-1	-2	-1	-2	0						0.95	
4	3S<	<	3.44	-1.38	-3	-4	-4	-4	-4						2.06	
5	FCCoSp3V		2.25	-0.08	-1	0	0	-1	1						2.17	
6	SSp4		2.50	0.08	0	0	1	0	2						2.58	
7	2Lz+2A<<+SEQ	F	3.52	x -1.05	-5	-5	-5	-5	-5						2.47	
8	1F		0.55	x -0.10	-2	-2	-2	-2	-1						0.45	
9	StSq1		1.80	-0.24	-1	-2	-1	-2	1						1.56	
10	2Lz+1Eu+2F<	<	4.44	x -0.49	-3	-3	-2	-2	-2						3.95	
11	ChSq1		3.00	-0.17	0	1	-1	-2	0						2.83	
12	CCoSp4		3.50	-0.47	-2	-1	-2	-1	1						3.03	
			34.60												27.51	
Program Components				Factor												
Composition				2.67	3.75	3.75	3.75	4.00	5.00							3.83
Presentation				2.67	4.00	4.25	3.75	4.00	4.50							4.08
Skating Skills				2.67	4.25	4.00	4.50	3.75	5.00							4.25
Judges Total Program Component Score (factored)															32.47	
Deductions:							Falls	-2.00	(2)						-2.00	

Legend:

#	Sequence number	GOE	Grade of Execution	Jx	Judges (x=1-9)	Ref.	Referee
e	Wrong edge	<	Under-rotated jump	<<	Downgraded jump		
x	Credit for highlight distribution, base value multiplied by 1.1			!	Not clear edge	REP	Jump repetition
F	Fall	q	Jump landed on the quarter				

RESULTS DETAILS

WOMEN FREE SKATING

Pl.	Name	Nation	Total Segment Score =	Total Element Score +	Factored Total Component Score +	CO	PR	SK	Deductions -
1	Lea SERNA	FRA	117.03	62.72	54.31	6.67	6.75	6.92	0.00
2	Lara Naki GUTMANN	ITA	116.44	61.16	56.28	7.08	6.92	7.08	-1.00
3	Marina PIREDDA	ITA	112.20	58.59	53.61	6.58	6.75	6.75	0.00
4	Ginevra Lavinia NEGRELLO	ITA	110.92	58.18	52.74	6.50	6.67	6.58	0.00
5	Kristina ISAEV	GER	79.99	41.96	40.03	4.83	4.83	5.33	-2.00
6	Isabella VANDERLAAT	SWE	64.24	28.77	36.47	4.58	4.33	4.75	-1.00
7	Ebba Elliot Arvid LETTERKRANTZ	SWE	60.70	29.12	31.58	4.08	3.67	4.08	0.00
8	Nikola RYCHTARIKOVA	CZE	57.98	27.51	32.47	3.83	4.08	4.25	-2.00

Legend:
CO Composition

Pl. Place

PR Presentation

SK Skating Skills

DEDUCTION PROTOCOL

WOMEN FREE SKATING

#	Name	Nation	Deductions						Total	
			Costume/ Prop violation	Time violation	Illegal element/ movement	Falls	Interruption in excess	Interruption with allowance		Costume failure
1	Ebba Elliot Arvid LETTERKRANTZ	SWE								0.00
2	Isabella VANDERLAAT	SWE				1.00				1.00
3	Nikola RYCHTARIKOVA	CZE				2.00				2.00
4	Kristina ISAEV	GER				2.00				2.00
5	Ginevra Lavinia NEGRELLO	ITA								0.00
6	Lara Naki GUTMANN	ITA				1.00				1.00
7	Lea SERNA	FRA								0.00
8	Marina PIREDDA	ITA								0.00

Mr. Andrew BOSCO, ISU

Referee

Ms. Katarina GROF MITROVIC, ISU

Technical Controller

MEN

Name(s)	Nation
1 Maurizio ZANDRON	AUT 1
2 Vladimir LITVINTSEV	AZE 2
3 Jari KESSLER	CRO 3
4 Valtter VIRTANEN	FIN 4
5 Corentin SPINAR	FRA 5
6 Freddie LEGGOTT	GBR 6
7 Tim ENGLAND	GER 7
8 Kai JAGODA	GER 7
9 Gabriele FRANGIPANI	ITA 8
10 Nikolaj MEMOLA	ITA 8
11 Davide LEWTON BRAIN	MON 9
12 Nels IREHOLM	SWE 10

CALCULATION SETUP VERIFICATION FOR REFEREE

Category Men

Event parameter

Software Version	1.7.5.0	Competition Type	International Competition
Elm Xml Version	2324.0	Calculation	ISU Judging System
Sys Elm Xml Version	0	Trimmed Mean	Starts With 5 Judges
		Verification Rules Season	2023-2024

Category parameter


Category type	Singles	Level	Senior
Gender	Man		

Segment Short Program

General segment factor	1.00	checksum element table:	90aa310fbfcc81fba3c5d089923e40a3
Credit for highlight distribution	1.10	Program time	2:40 +/- 10 sec.
		Start time 2nd half of program	1:20
		Verification Rules	ISU Rules
Program components:	Factor	Deductions:	Entered By Values
General component factor	1.00	1: Costume/Prop violation	Majority 0 -1
1: Composition	1.67	2: Time violation	Referee 0 -1 -2 -3 -4 -5 -6
2: Presentation	1.67	3:	
3: Skating Skills	1.67	4: Illegal element/movement	Technical Panel 0 -2 -4 -6
		5: Falls	Technical Panel 0 -1 -2 -4 -6
		6: Interruption in excess	Referee 0 -1 -2 -3 -4 -5 -6
		7: Interruption with allowance	Referee 0 -5
		8:	
		9:	
		10: Costume failure	Referee 0 -1
		11: Late start	Referee 0 -1

Segment Free Skating

General segment factor	1.00	checksum element table:	90aa310fbfcc81fba3c5d089923e40a3
Credit for highlight distribution	1.10	Program time	4:00 +/- 10 sec.
		Start time 2nd half of program	2:00
		Verification Rules	ISU Rules
Program components:	Factor	Deductions:	Entered By Values
General component factor	1.00	1: Costume/Prop violation	Majority 0 -1
1: Composition	3.33	2: Time violation	Referee 0 -1 -2 -3 -4 -5 -6
2: Presentation	3.33	3:	
3: Skating Skills	3.33	4: Illegal element/movement	Technical Panel 0 -2 -4 -6
		5: Falls	Technical Panel 0 -1 -2 -4 -6
		6: Interruption in excess	Referee 0 -1 -2 -3 -4 -5 -6
		7: Interruption with allowance	Referee 0 -5
		8:	
		9:	
		10: Costume failure	Referee 0 -1
		11: Late start	Referee 0 -1



Mr. Andrew BOSCO

printed: 24.02.2024 09:38



Μεγάλο
Ice Trophy
Memorial Martina Bortolli



MEN

MeranArena	24 FEB 2024	20:25	Short Program
	25 FEB 2024	16:50	Free Skating

Size of Skating Arena:	30m*60m
Ice Conditions:	very good
Number of Entries:	12
Number of Participants:	12

Entry Withdrawn:

Short Program			
Duration:	2:40 +/- 10 seconds		
Segment Factor:	1.00		
Program Component Factors:	Composition		1.67
	Presentation		1.67
	Skating Skills		1.67

Free Skating			
Duration:	4:00 +/- 10 seconds		
Segment Factor:	1.00		
Program Component Factors:	Composition		3.33
	Presentation		3.33
	Skating Skills		3.33

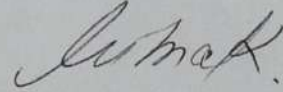
RESULTS

MEN

Pl.	Name	Nation	Total Score	SP	FS
1	Nikolaj MEMOLA	ITA	256.24	1	1
2	Vladimir LITVINTSEV	AZE	228.57	3	2
3	Gabriele FRANGIPANI	ITA	216.18	2	4
4	Maurizio ZANDRON	AUT	206.93	4	3
5	Davide LEWTON BRAIN	MON	197.17	7	5
6	Corentin SPINAR	FRA	195.00	5	6
7	Jari KESSLER	CRO	184.47	6	7
8	Freddie LEGGOTT	GBR	143.21	9	9
9	Tim ENGLAND	GER	140.10	10	8
10	Nels IREHOLM	SWE	107.47	11	10
Withdrawn					
	Kai JAGODA	GER	56.81	8	WD
	Valtter VIRTANEN	FIN		WD	



Mr. Andrew BOSCO, ISU
Referee



Ms. Katarina GROF MITROVIC, ISU
Technical Controller

Legend:
 SP Short Program FS Free Skating WD Withdrawn Pl. Place

RESULTS**MEN SHORT PROGRAM**

Pl.	Name	Nation	Total Segment Score
1	Nikolaj MEMOLA	ITA	89.41
2	Gabriele FRANGIPANI	ITA	82.41
3	Vladimir LITVINTSEV	AZE	80.03
4	Maurizio ZANDRON	AUT	71.21
5	Corentin SPINAR	FRA	67.85
6	Jari KESSLER	CRO	66.21
7	Davide LEWTON BRAIN	MON	64.89
8	Kai JAGODA	GER	56.81
9	Freddie LEGGOTT	GBR	53.84
10	Tim ENGLAND	GER	44.58
11	Nels IREHOLM	SWE	34.71
Withdrawn			
	Valtter VIRTANEN	FIN	WD

Mr. Andrew BOSCO, ISU
Referee

Ms. Katarina GROF MITROVIC, ISU
Technical Controller

Legend:
WD Withdrawn

PANEL OF JUDGES MEN SHORT PROGRAM

Officials

Technical Controller	Ms. Katarina GROF MITROVIC	ISU
Technical Specialist	Mr. Dmitri DMITRENKO	ISU
Technical Specialist	Ms. Milena PANIC	ISU

Judges

Referee	Mr. Andrew BOSCO	ISU
Judge No. 1	Ms. Gabriella BENINI	ITA
Judge No. 2	Ms. Jana KOSTALOVA	CZE
Judge No. 3	Mr. Albert SAADI	MON
Judge No. 4	Mr. Josip CEROVAC	CRO
Judge No. 5	Ms. Eva SZILAGYI	HUN

Data/Replay Operator

Data Operator	Ms. Sarah DONNELLY	ISU
Replay Operator	Mr. Tiziano MARSETTI	ISU

JUDGES DETAILS PER SKATER

MEN SHORT PROGRAM

Rank	Name	Nation	Starting Number	Total Segment Score	Total Element Score	Total Program Component Score (factored)	Total Deductions									
1	Nikolaj MEMOLA	ITA	4	89.41	51.83	37.58	0.00									
#	Executed Elements	Info	Base Value	GOE	J1	J2	J3	J4	J5	J6	J7	J8	J9	Ref.	Scores of Panel	
1	4Lz		11.50	3.07	2	3	3	2	3						14.57	
2	3A		8.00	1.87	2	2	2	3	3						9.87	
3	FCSp4		3.20	0.53	1	2	2	1	2						3.73	
4	3Lz+3T		11.11	x 0.98	2	2	3	1	1						12.09	
5	StSq3		3.30	0.77	2	3	2	3	2						4.07	
6	CCoSp4		3.50	0.70	2	2	2	1	2						4.20	
7	CSSp4		3.00	0.30	1	1	1	1	-1						3.30	
			43.61												51.83	
Program Components				Factor												
Composition				1.67	7.75	7.50	7.50	7.50	6.75							7.50
Presentation				1.67	7.50	7.50	7.75	7.75	7.00							7.58
Skating Skills				1.67	7.50	7.50	7.75	7.25	6.75							7.42
Judges Total Program Component Score (factored)															37.58	
Deductions:															0.00	

Rank	Name	Nation	Starting Number	Total Segment Score	Total Element Score	Total Program Component Score (factored)	Total Deductions									
2	Gabriele FRANGIPANI	ITA	2	82.41	44.41	38.00	0.00									
#	Executed Elements	Info	Base Value	GOE	J1	J2	J3	J4	J5	J6	J7	J8	J9	Ref.	Scores of Panel	
1	4T+3T		13.70	1.90	2	3	2	2	2						15.60	
2	3S		4.30	-0.43	-1	-1	-1	-1	-1						3.87	
3	FSSp4		3.00	0.10	1	2	0	0	-2						3.10	
4	3A		8.80	x 1.60	2	2	2	2	1						10.40	
5	CCSp4		3.20	0.00	2	3	-1	-1	-2						3.20	
6	StSq4		3.90	1.04	3	3	2	3	2						4.94	
7	CCoSp3		3.00	0.30	2	1	-1	1	1						3.30	
			39.90												44.41	
Program Components				Factor												
Composition				1.67	8.00	8.25	7.25	7.25	6.75							7.50
Presentation				1.67	7.75	8.00	7.25	7.50	6.25							7.50
Skating Skills				1.67	8.00	8.25	7.75	7.50	7.00							7.75
Judges Total Program Component Score (factored)															38.00	
Deductions:															0.00	

Rank	Name	Nation	Starting Number	Total Segment Score	Total Element Score	Total Program Component Score (factored)	Total Deductions									
3	Vladimir LITVINTSEV	AZE	7	80.03	46.06	33.97	0.00									
#	Executed Elements	Info	Base Value	GOE	J1	J2	J3	J4	J5	J6	J7	J8	J9	Ref.	Scores of Panel	
1	4T		9.50	1.90	3	2	2	2	2						11.40	
2	3A		8.00	1.60	2	2	2	3	1						9.60	
3	FCSp4		3.20	0.64	2	2	2	2	2						3.84	
4	3F!+3T		10.45	x 0.00	0	0	1	0	-2						10.45	
5	CSSp3		2.60	0.35	1	2	1	2	0						2.95	
6	StSq3		3.30	0.44	1	2	2	1	1						3.74	
7	CCoSp4		3.50	0.58	2	3	1	2	1						4.08	
			40.55												46.06	
Program Components				Factor												
Composition				1.67	6.75	6.75	6.75	6.75	5.75							6.75
Presentation				1.67	6.50	6.50	7.00	7.00	6.25							6.67
Skating Skills				1.67	6.75	6.75	7.50	7.25	6.50							6.92
Judges Total Program Component Score (factored)															33.97	
Deductions:															0.00	

JUDGES DETAILS PER SKATER

MEN SHORT PROGRAM

Rank	Name	Nation	Starting Number	Total Segment Score	Total Element Score	Total Program Component Score (factored)	Total Deductions								
4	Maurizio ZANDRON	AUT	9	71.21	38.77	32.44	0.00								
#	Executed Elements	Info	Base Value	GOE	J1	J2	J3	J4	J5	J6	J7	J8	J9	Ref.	Scores of Panel
1	3A		8.00	1.60	2	2	2	2	2						9.60
2	3Lo		4.90	-2.12	-5	-5	-4	-4	-4						2.78
3	FSSp4		3.00	0.30	1	1	1	1	2						3.30
4	3Lz+3T		11.11	x 0.39	1	1	0	0	1						11.50
5	CCoSp4		3.50	0.23	2	2	0	0	0						3.73
6	StSq4		3.90	0.65	2	2	1	1	2						4.55
7	CCSp4		3.20	0.11	2	1	0	0	0						3.31
			37.61												38.77
Program Components			Factor												
Composition			1.67	6.75	6.25	6.50	6.75	6.00			6.50				
Presentation			1.67	6.50	6.25	6.25	6.50	6.50			6.42				
Skating Skills			1.67	6.75	6.50	6.50	6.50	6.50			6.50				
Judges Total Program Component Score (factored)										32.44					
Deductions:												0.00			

Rank	Name	Nation	Starting Number	Total Segment Score	Total Element Score	Total Program Component Score (factored)	Total Deductions								
5	Corentin SPINAR	FRA	5	67.85	34.31	33.54	0.00								
#	Executed Elements	Info	Base Value	GOE	J1	J2	J3	J4	J5	J6	J7	J8	J9	Ref.	Scores of Panel
1	3A		8.00	-3.20	-4	-5	-4	-4	-4						4.80
2	3T+3T		8.40	0.42	1	1	1	2	1						8.82
3	3Lz		5.90	1.18	2	2	2	2	2						7.08
4	FSSp4		3.00	0.50	1	1	2	2	3						3.50
5	CSp3		2.30	0.00	2	3	-1	-1	-1						2.30
6	StSq4		3.90	0.91	3	3	2	2	2						4.81
7	CCoSp3		3.00	0.00	2	2	-1	-1	-1						3.00
			34.50												34.31
Program Components			Factor												
Composition			1.67	6.75	6.75	6.50	7.00	7.00			6.83				
Presentation			1.67	6.25	6.50	6.50	6.75	6.75			6.58				
Skating Skills			1.67	6.75	6.75	6.25	6.50	7.00			6.67				
Judges Total Program Component Score (factored)										33.54					
Deductions:												0.00			

Rank	Name	Nation	Starting Number	Total Segment Score	Total Element Score	Total Program Component Score (factored)	Total Deductions								
6	Jari KESSLER	CRO	11	66.21	32.95	33.26	0.00								
#	Executed Elements	Info	Base Value	GOE	J1	J2	J3	J4	J5	J6	J7	J8	J9	Ref.	Scores of Panel
1	3Lz+2T		7.20	0.39	1	1	1	0	0						7.59
2	3Lo		4.90	0.98	2	2	2	1	2						5.88
3	FSSp4		3.00	0.30	1	1	1	1	1						3.30
4	2A		3.63	x 0.66	2	2	2	2	3						4.29
5	CCSp4		3.20	0.43	2	2	1	1	1						3.63
6	StSq4		3.90	0.39	1	1	1	1	2						4.29
7	CCoSp4		3.50	0.47	1	2	1	1	2						3.97
			29.33												32.95
Program Components			Factor												
Composition			1.67	6.50	6.25	6.75	7.25	7.75			6.83				
Presentation			1.67	6.25	6.00	6.50	6.75	7.50			6.50				
Skating Skills			1.67	6.50	6.00	6.25	7.00	7.25			6.58				
Judges Total Program Component Score (factored)										33.26					
Deductions:												0.00			

JUDGES DETAILS PER SKATER

MEN SHORT PROGRAM

Rank	Name	Nation	Starting Number	Total Segment Score	Total Element Score	Total Program Component Score (factored)	Total Deductions								
7	Davide LEWTON BRAIN	MON	6	64.89	34.01	31.88	-1.00								
#	Executed Elements	Info	Base Value	GOE	J1	J2	J3	J4	J5	J6	J7	J8	J9	Ref.	Scores of Panel
1	3A		8.00	-3.20	-3	-4	-4	-4	-4						4.80
2	3Lz	F	5.90	-2.95	-5	-5	-5	-5	-5						2.95
3	FCSp4		3.20	0.53	2	2	1	0	2						3.73
4	3T+3T		9.24	x 0.56	2	2	1	1	1						9.80
5	CCSp4		3.20	0.53	2	2	1	2	0						3.73
6	StSq4		3.90	0.78	2	3	2	1	2						4.68
7	CCoSp4		3.50	0.82	2	3	2	2	3						4.32
			36.94												34.01
Program Components			Factor												
Composition			1.67	6.50	6.25	6.50	6.50	5.50							6.42
Presentation			1.67	6.25	6.50	6.25	6.00	6.00							6.17
Skating Skills			1.67	6.75	6.75	6.25	6.50	6.25							6.50
Judges Total Program Component Score (factored)													31.88		
Deductions:			Falls	-1.00 (1)										-1.00	

Rank	Name	Nation	Starting Number	Total Segment Score	Total Element Score	Total Program Component Score (factored)	Total Deductions								
8	Kai JAGODA	GER	1	56.81	26.46	30.35	0.00								
#	Executed Elements	Info	Base Value	GOE	J1	J2	J3	J4	J5	J6	J7	J8	J9	Ref.	Scores of Panel
1	3A		8.00	1.60	2	2	2	2	2						9.60
2	3Fq	q	5.30	-2.30	-4	-4	-4	-5	-5						3.00
3	CCSp4		3.20	0.32	1	1	0	1	1						3.52
4	1Lo*+COMBO	*	0.00	x 0.00	-	-	-	-	-						0.00
5	CCoSp4		3.50	0.35	0	0	2	1	2						3.85
6	StSq3		3.30	0.33	1	2	1	1	1						3.63
7	FSSp3		2.60	0.26	1	1	1	1	2						2.86
			25.90												26.46
Program Components			Factor												
Composition			1.67	6.50	6.50	5.75	5.75	5.50							6.00
Presentation			1.67	5.75	6.00	5.75	5.25	5.50							5.67
Skating Skills			1.67	6.50	6.75	6.50	6.00	6.50							6.50
Judges Total Program Component Score (factored)													30.35		
Deductions:													0.00		

Rank	Name	Nation	Starting Number	Total Segment Score	Total Element Score	Total Program Component Score (factored)	Total Deductions								
9	Freddie LEGGOTT	GBR	8	53.84	25.87	27.97	0.00								
#	Executed Elements	Info	Base Value	GOE	J1	J2	J3	J4	J5	J6	J7	J8	J9	Ref.	Scores of Panel
1	3Lz+2T		7.20	-0.59	-1	-1	-1	-1	-1						6.61
2	3Lo		4.90	0.98	2	2	2	1	2						5.88
3	CCSp4		3.20	0.00	0	0	0	1	0						3.20
4	2A<<	<<	1.21	x -0.55	-5	-5	-5	-5	-5						0.66
5	FSSp3		2.60	0.00	1	-1	0	0	0						2.60
6	CCoSp4		3.50	0.12	0	0	0	1	1						3.62
7	StSq3		3.30	0.00	0	0	0	1	0						3.30
			25.91												25.87
Program Components			Factor												
Composition			1.67	5.75	5.25	5.25	5.75	6.00							5.58
Presentation			1.67	5.50	5.25	5.00	5.50	5.75							5.42
Skating Skills			1.67	6.00	5.50	5.00	5.75	6.25							5.75
Judges Total Program Component Score (factored)													27.97		
Deductions:													0.00		

JUDGES DETAILS PER SKATER

MEN SHORT PROGRAM

Rank	Name	Nation	Starting Number	Total Segment Score	Total Element Score	Total Program Component Score (factored)	Total Deductions								
10	Tim ENGLAND	GER	10	44.58	22.19	23.39	-1.00								
#	Executed Elements	Info	Base Value	GOE	J1	J2	J3	J4	J5	J6	J7	J8	J9	Ref.	Scores of Panel
1	1A*	*	0.00	0.00	-	-	-	-	-	-	-	-	-		0.00
2	3Lz+3Tq	q	10.10	-0.79	-1	-1	-1	-2	-2						9.31
3	FCSp3		2.80	-0.19	0	0	-1	-1	-2						2.61
4	3F	F	5.83	x -2.65	-5	-5	-5	-5	-5						3.18
5	CSSp3		2.60	-0.09	0	1	-1	0	-2						2.51
6	StSq3		3.30	-0.55	-1	-1	-2	-2	-3						2.75
7	CCoSp2		2.50	-0.67	-2	-2	-3	-3	-3						1.83
			27.13												22.19
Program Components			Factor												
Composition			1.67	5.00	4.75	4.25	4.75	4.25							4.58
Presentation			1.67	4.75	4.75	4.25	4.50	4.25							4.50
Skating Skills			1.67	5.25	5.25	4.25	4.75	4.75							4.92
Judges Total Program Component Score (factored)															23.39
Deductions:			Falls	-1.00	(1)										-1.00

Rank	Name	Nation	Starting Number	Total Segment Score	Total Element Score	Total Program Component Score (factored)	Total Deductions								
11	Nels IREHOLM	SWE	12	34.71	16.08	19.63	-1.00								
#	Executed Elements	Info	Base Value	GOE	J1	J2	J3	J4	J5	J6	J7	J8	J9	Ref.	Scores of Panel
1	2F*	*	0.00	0.00	-	-	-	-	-						0.00
2	3Lz+2T		7.20	-0.59	-1	-2	-1	-1	0						6.61
3	CCoSp4		3.50	-0.93	-2	-4	-3	-2	-3						2.57
4	2A		3.30	0.22	1	0	1	1	0						3.52
5	CSSp3		2.60	-0.52	0	-2	-3	-2	-2						2.08
6	StSq2	F	2.60	-1.30	-5	-5	-5	-5	-5						1.30
7	FCSp		0.00	0.00	-	-	-	-	-						0.00
			19.20												16.08
Program Components			Factor												
Composition			1.67	4.00	3.75	3.75	3.75	4.50							3.83
Presentation			1.67	3.75	3.25	3.50	3.75	4.50							3.67
Skating Skills			1.67	4.50	4.25	3.75	4.00	5.00							4.25
Judges Total Program Component Score (factored)															19.63
Deductions:			Falls	-1.00	(1)										-1.00

Legend:

#	Sequence number	GOE	Grade of Execution	Jx	Judges (x=1-9)	Ref.	Referee
*	Invalid element	<<	Downgraded jump	x	Credit for highlight distribution, base value multiplied by 1.1		
!	Not clear edge	F	Fall	q	Jump landed on the quarter		

RESULTS DETAILS

MEN SHORT PROGRAM

Pl.	Name	Nation	Total Segment Score =	Total Element Score +	Factored Total Component Score +	CO	PR	SK	Deductions -
1	Nikolaj MEMOLA	ITA	89.41	51.83	37.58	7.50	7.58	7.42	0.00
2	Gabriele FRANGIPANI	ITA	82.41	44.41	38.00	7.50	7.50	7.75	0.00
3	Vladimir LITVINTSEV	AZE	80.03	46.06	33.97	6.75	6.67	6.92	0.00
4	Maurizio ZANDRON	AUT	71.21	38.77	32.44	6.50	6.42	6.50	0.00
5	Corentin SPINAR	FRA	67.85	34.31	33.54	6.83	6.58	6.67	0.00
6	Jari KESSLER	CRO	66.21	32.95	33.26	6.83	6.50	6.58	0.00
7	Davide LEWTON BRAIN	MON	64.89	34.01	31.88	6.42	6.17	6.50	-1.00
8	Kai JAGODA	GER	56.81	26.46	30.35	6.00	5.67	6.50	0.00
9	Freddie LEGGOTT	GBR	53.84	25.87	27.97	5.58	5.42	5.75	0.00
10	Tim ENGLAND	GER	44.58	22.19	23.39	4.58	4.50	4.92	-1.00
11	Nels IREHOLM	SWE	34.71	16.08	19.63	3.83	3.67	4.25	-1.00

Legend:
CO Composition

Pl. Place

PR Presentation

SK Skating Skills

DEDUCTION PROTOCOL

MEN SHORT PROGRAM

#	Name	Nation	Deductions					Total	
			Costume/ Prop violation	Time violation	Illegal element/ movement	Falls in excess	Interruption with allowance		Costume failure
1	Kai JAGODA	GER							0.00
2	Gabriele FRANGIPANI	ITA							0.00
3	Valtter VIRTANEN	FIN							0.00
4	Nikolaj MEMOLA	ITA							0.00
5	Corentin SPINAR	FRA							0.00
6	Davide LEWTON BRAIN	MON				1.00			1.00
7	Vladimir LITVINTSEV	AZE							0.00
8	Freddie LEGGOTT	GBR							0.00
9	Maurizio ZANDRON	AUT							0.00
10	Tim ENGLAND	GER				1.00			1.00
11	Jari KESSLER	CRO							0.00
12	Nels IREHOLM	SWE				1.00			1.00

Mr. Andrew BOSCO, ISU

Referee

Ms. Katarina GROF MITROVIC, ISU

Technical Controller

RESULTS**MEN FREE SKATING**

Pl.	Name	Nation	Total Segment Score
1	Nikolaj MEMOLA	ITA	166.83
2	Vladimir LITVINTSEV	AZE	148.54
3	Maurizio ZANDRON	AUT	135.72
4	Gabriele FRANGIPANI	ITA	133.77
5	Davide LEWTON BRAIN	MON	132.28
6	Corentin SPINAR	FRA	127.15
7	Jari KESSLER	CRO	118.26
8	Tim ENGLAND	GER	95.52
9	Freddie LEGGOTT	GBR	89.37
10	Nels IREHOLM	SWE	72.76
Withdrawn			
	Kai JAGODA	GER	WD

Mr. Andrew BOSCO, ISU
Referee

Ms. Katarina GROF MITROVIC, ISU
Technical Controller

Legend:
WD Withdrawn

PANEL OF JUDGES MEN FREE SKATING

Officials

Technical Controller	Ms. Katarina GROF MITROVIC	ISU
Technical Specialist	Mr. Dmitri DMITRENKO	ISU
Technical Specialist	Ms. Milena PANIC	ISU

Judges

Referee	Mr. Andrew BOSCO	ISU
Judge No. 1	Ms. Gabriella BENINI	ITA
Judge No. 2	Ms. Jana KOSTALOVA	CZE
Judge No. 3	Mr. Albert SAADI	MON
Judge No. 4	Mr. Josip CEROVAC	CRO
Judge No. 5	Ms. Eva SZILAGYI	HUN

Data/Replay Operator

Data Operator	Ms. Sarah DONNELLY	ISU
Replay Operator	Mr. Tiziano MARSETTI	ISU

JUDGES DETAILS PER SKATER

MEN FREE SKATING

Rank	Name	Nation	Starting Number	Total Segment Score	Total Element Score	Total Program Component Score (factored)	Total Deductions								
1	Nikolaj MEMOLA	ITA	11	166.83	88.58	78.25	0.00								
#	Executed Elements	Info	Base Value	GOE	J1	J2	J3	J4	J5	J6	J7	J8	J9	Ref.	Scores of Panel
1	4Lz		11.50	0.00	0	0	1	0	-1						11.50
2	3A+1Eu+3S		12.80	1.60	2	2	2	2	1						14.40
3	3Lz		5.90	0.98	2	2	3	1	1						6.88
4	3Lo		4.90	0.98	2	2	2	1	2						5.88
5	FCSp4		3.20	0.00	0	0	2	0	0						3.20
6	3A		8.00	0.80	1	3	1	1	1						8.80
7	3Lz+3T		11.11	x 0.98	2	2	2	1	1						12.09
8	3F!+2A+SEQ	!	9.46	x -0.18	0	0	1	-1	-1						9.28
9	CSSp4		3.00	0.40	1	2	1	1	2						3.40
10	StSq4		3.90	0.78	2	2	2	2	2						4.68
11	ChSq1		3.00	1.50	2	3	3	3	3						4.50
12	CCoSp4		3.50	0.47	2	2	1	1	1						3.97
			80.27												88.58
Program Components				Factor											
Composition				3.33	7.75	8.00	7.75	8.00	7.50						7.83
Presentation				3.33	7.75	8.00	8.25	8.25	7.75						8.00
Skating Skills				3.33	7.50	7.75	7.75	7.75	7.25						7.67
Judges Total Program Component Score (factored)															78.25
Deductions:															0.00
Rank	Name	Nation	Starting Number	Total Segment Score	Total Element Score	Total Program Component Score (factored)	Total Deductions								
2	Vladimir LITVINTSEV	AZE	9	148.54	82.77	65.77	0.00								
#	Executed Elements	Info	Base Value	GOE	J1	J2	J3	J4	J5	J6	J7	J8	J9	Ref.	Scores of Panel
1	2S		1.30	-0.04	0	-1	1	0	-1						1.26
2	4Tq	q	9.50	-3.48	-4	-4	-3	-4	-3						6.02
3	4T+3T		13.70	1.58	2	2	2	1	0						15.28
4	3Lo		4.90	0.16	1	1	0	0	0						5.06
5	FCSp4		3.20	0.64	2	2	2	2	2						3.84
6	ChSq1		3.00	-0.17	1	1	-1	-1	-1						2.83
7	3A+1Eu+3S		14.08	x 1.33	2	1	1	2	2						15.41
8	3F+2A+SEQ	x	9.46	0.53	1	2	1	1	1						9.99
9	3A	x	8.80	1.60	2	2	2	2	1						10.40
10	CSSp4		3.00	0.80	2	3	2	3	3						3.80
11	StSq4		3.90	0.78	2	3	2	2	2						4.68
12	CCoSp4		3.50	0.70	2	2	2	2	2						4.20
			78.34												82.77
Program Components				Factor											
Composition				3.33	6.25	6.75	5.75	6.50	6.00						6.25
Presentation				3.33	6.50	6.50	6.50	7.00	6.00						6.50
Skating Skills				3.33	6.75	7.00	7.50	7.25	6.75						7.00
Judges Total Program Component Score (factored)															65.77
Deductions:															0.00

JUDGES DETAILS PER SKATER

MEN FREE SKATING

Rank	Name	Nation	Starting Number	Total Segment Score	Total Element Score	Total Program Component Score (factored)	Total Deductions								
3	Maurizio ZANDRON	AUT	8	135.72	69.65	66.07	0.00								
#	Executed Elements	Info	Base Value	GOE	J1	J2	J3	J4	J5	J6	J7	J8	J9	Ref.	Scores of Panel
1	3A+1Eu+3S		12.80	-0.80	-1	-1	-1	-1	-1						12.00
2	3A		8.00	-2.67	-4	-4	-3	-3	-3						5.33
3	3F		5.30	0.53	1	1	1	1	1						5.83
4	2A		3.30	0.33	1	1	1	1	1						3.63
5	FSSp4		3.00	0.30	0	0	2	1	2						3.30
6	ChSq1		3.00	0.33	1	0	1	1	0						3.33
7	3Lz+3T		11.11	x 0.00	0	0	0	-1	0						11.11
8	3Lz+2A+SEQ		10.12	x -0.59	-1	-1	-1	0	-1						9.53
9	3Lo		5.39	x -1.14	-2	-2	-3	-2	-3						4.25
10	StSq4		3.90	0.39	1	1	0	1	1						4.29
11	CCoSp3		3.00	0.20	1	1	0	1	0						3.20
12	FCCoSp4		3.50	0.35	0	1	1	1	1						3.85
			72.42												69.65
Program Components				Factor											
	Composition			3.33	6.75	7.00	6.50	6.75	6.25						6.67
	Presentation			3.33	6.50	6.75	6.75	7.00	6.50						6.67
	Skating Skills			3.33	7.00	6.75	6.25	6.50	6.00						6.50
	Judges Total Program Component Score (factored)														66.07
Deductions:															0.00
Rank	Name	Nation	Starting Number	Total Segment Score	Total Element Score	Total Program Component Score (factored)	Total Deductions								
4	Gabriele FRANGIPANI	ITA	10	133.77	63.27	70.50	0.00								
#	Executed Elements	Info	Base Value	GOE	J1	J2	J3	J4	J5	J6	J7	J8	J9	Ref.	Scores of Panel
1	2F		1.80	-0.72	-5	-4	-5	-3	-3						1.08
2	2S		1.30	-0.09	0	0	-1	-1	-1						1.21
3	4Tq	q	9.50	-4.75	-5	-5	-5	-5	-5						4.75
4	3A+1Eu+3S		12.80	0.53	1	1	0	1	0						13.33
5	FSSp3		2.60	-0.52	-3	-2	-1	-1	-3						2.08
6	3A+2A+SEQ		12.43	x -1.60	-2	-2	-3	-2	-2						10.83
7	3F		5.83	x -1.06	-2	-2	-2	-2	-1						4.77
8	3Lz+3T		11.11	x 0.39	1	1	1	0	0						11.50
9	ChSq1		3.00	0.67	1	2	1	2	1						3.67
10	CCoSp3		3.00	0.30	1	1	0	1	2						3.30
11	StSq2		2.60	0.52	2	3	2	2	2						3.12
12	CCSp4		3.20	0.43	1	2	1	1	2						3.63
			69.17												63.27
Program Components				Factor											
	Composition			3.33	7.25	7.50	7.00	7.25	6.50						7.17
	Presentation			3.33	6.75	6.50	7.00	6.75	6.50						6.67
	Skating Skills			3.33	7.50	7.50	7.00	7.50	6.25						7.33
	Judges Total Program Component Score (factored)														70.50
Deductions:															0.00

JUDGES DETAILS PER SKATER

MEN FREE SKATING

Rank	Name	Nation	Starting Number	Total Segment Score	Total Element Score	Total Program Component Score (factored)	Total Deductions
5	Davide LEWTON BRAIN	MON	5	132.28	67.34	64.94	0.00

#	Executed Elements	Info	Base Value	GOE	J1	J2	J3	J4	J5	J6	J7	J8	J9	Ref.	Scores of Panel
1	3Lo		4.90	1.31	2	2	3	3	3						6.21
2	3Lz+2T+2Lo		8.90	1.18	2	1	2	2	2						10.08
3	3F		5.30	-0.53	-1	-1	-1	-1	-1						4.77
4	FCCoSp4		3.50	0.70	1	2	2	2	3						4.20
5	3Lz		5.90	1.18	2	2	2	1	3						7.08
6	3S+3T		9.35	x -1.15	-3	-3	-2	-3	-2						8.20
7	CSSp4		3.00	0.60	2	2	2	2	2						3.60
8	2A+2T		5.06	x 0.33	0	1	1	1	1						5.39
9	ChSq1		3.00	0.83	1	2	2	1	2						3.83
10	3T		4.62	x 0.84	2	2	2	1	3						5.46
11	StSq4		3.90	0.65	2	2	1	1	2						4.55
12	CCoSp4		3.50	0.47	0	2	1	1	3						3.97
			60.93												67.34
Program Components			Factor												
Composition			3.33	6.25	6.50	6.50	6.00	6.75							6.42
Presentation			3.33	6.50	6.75	6.25	6.50	6.50							6.50
Skating Skills			3.33	6.75	6.50	6.75	6.50	6.50							6.58
Judges Total Program Component Score (factored)															64.94

Deductions: 0.00

Rank	Name	Nation	Starting Number	Total Segment Score	Total Element Score	Total Program Component Score (factored)	Total Deductions
6	Corentin SPINAR	FRA	7	127.15	59.15	68.00	0.00

#	Executed Elements	Info	Base Value	GOE	J1	J2	J3	J4	J5	J6	J7	J8	J9	Ref.	Scores of Panel
1	3Lz		5.90	1.77	2	3	3	3	3						7.67
2	3A		8.00	1.60	2	2	2	2	2						9.60
3	3S		4.30	1.00	2	2	2	3	4						5.30
4	3Lo		4.90	-0.16	-1	-1	0	0	0						4.74
5	CCoSp3		3.00	0.00	0	0	0	0	2						3.00
6	3S+2A+SEQ		8.36	x 0.43	1	2	1	1	1						8.79
7	3Lz+REP		4.54	x -2.36	-4	-4	-4	-4	-3						2.18
8	StSq2		2.60	0.35	1	2	2	1	1						2.95
9	3T		4.62	x 0.00	0	0	1	0	0						4.62
10	ChSq1		3.00	0.50	1	1	1	1	3						3.50
11	FCCoSp4		3.50	0.00	0	1	0	0	0						3.50
12	CSSp4		3.00	0.30	1	2	1	1	1						3.30
			55.72												59.15
Program Components			Factor												
Composition			3.33	6.75	6.75	7.00	6.50	6.75							6.75
Presentation			3.33	6.75	6.75	6.75	6.50	6.75							6.75
Skating Skills			3.33	7.00	7.00	7.00	6.75	6.75							6.92
Judges Total Program Component Score (factored)															68.00

Deductions: 0.00

JUDGES DETAILS PER SKATER

MEN FREE SKATING

Rank	Name	Nation	Starting Number	Total Segment Score	Total Element Score	Total Program Component Score (factored)	Total Deductions									
7	Jari KESSLER	CRO	6	118.26	49.06	70.20	-1.00									
#	Executed Elements	Info	Base Value	GOE	J1	J2	J3	J4	J5	J6	J7	J8	J9	Ref.	Scores of Panel	
1	2A+2T		4.60	0.00	1	0	0	0	0						4.60	
2	3Lzq+2T+2Lo		8.90	-0.59	-1	-1	-1	-2	-1						8.31	
3	3F<	F	4.24	-2.12	-5	-5	-5	-5	-5						2.12	
4	1Lo		0.50	-0.05	-1	-1	-1	-1	-1						0.45	
5	FSSp3		2.60	0.17	0	1	1	0	1						2.77	
6	StSq4		3.90	0.78	2	2	2	2	3						4.68	
7	1Lz		0.66	x 0.00	-1	0	0	0	0						0.66	
8	3S+2A+SEQ		8.36	x 0.43	1	0	1	1	1						8.79	
9	3S		4.73	x 0.14	1	1	0	0	0						4.87	
10	CCSp4		3.20	0.53	1	1	2	2	2						3.73	
11	ChSq1		3.00	1.00	2	2	2	2	3						4.00	
12	CCoSp4		3.50	0.58	2	2	1	1	3						4.08	
			48.19												49.06	
Program Components				Factor												
Composition				3.33	7.25	7.25	7.00	7.00	7.00							7.08
Presentation				3.33	7.00	6.75	6.75	6.50	7.00							6.83
Skating Skills				3.33	7.25	7.25	6.25	7.00	7.25							7.17
Judges Total Program Component Score (factored)															70.20	
Deductions:				Falls	-1.00	(1)									-1.00	

Rank	Name	Nation	Starting Number	Total Segment Score	Total Element Score	Total Program Component Score (factored)	Total Deductions									
8	Tim ENGLAND	GER	2	95.52	51.69	43.83	0.00									
#	Executed Elements	Info	Base Value	GOE	J1	J2	J3	J4	J5	J6	J7	J8	J9	Ref.	Scores of Panel	
1	2A+3T		7.50	-0.42	-1	-1	0	-1	-1						7.08	
2	3Lz		5.90	0.59	1	1	1	1	1						6.49	
3	3F+2T		6.60	0.35	1	1	1	0	0						6.95	
4	2Lo		1.70	0.00	0	0	0	0	0						1.70	
5	FCCoSp3		3.00	-0.30	-2	-2	-1	0	0						2.70	
6	CSSp3		2.60	0.17	0	1	0	1	1						2.77	
7	ChSq1		3.00	-0.33	-1	-1	-2	0	0						2.67	
8	3F		5.83	x 0.35	0	0	1	1	1						6.18	
9	2A+1Eu+2S		5.61	x -0.33	-1	-1	-1	-1	-2						5.28	
10	3S		4.73	x 0.00	0	0	0	0	-1						4.73	
11	CCoSp2		2.50	-0.33	-2	-2	-1	-1	0						2.17	
12	StSq3		3.30	-0.33	-1	-1	-1	-1	-2						2.97	
			52.27												51.69	
Program Components				Factor												
Composition				3.33	4.50	4.75	4.25	4.75	4.25							4.50
Presentation				3.33	4.00	4.25	3.75	4.50	4.00							4.08
Skating Skills				3.33	4.75	5.00	4.25	4.50	4.50							4.58
Judges Total Program Component Score (factored)															43.83	
Deductions:															0.00	

JUDGES DETAILS PER SKATER

MEN FREE SKATING

Rank	Name	Nation	Starting Number	Total Segment Score	Total Element Score	Total Program Component Score (factored)	Total Deductions								
9	Freddie LEGGOTT	GBR	3	89.37	43.36	48.01	-2.00								
#	Executed Elements	Info	Base Value	GOE	J1	J2	J3	J4	J5	J6	J7	J8	J9	Ref.	Scores of Panel
1	3Lz+2T		7.20	0.59	1	2	1	0	1						7.79
2	3Lz	F	5.90	-2.95	-5	-5	-5	-5	-5						2.95
3	3F<<	<<	1.80	-0.90	-5	-5	-5	-5	-5						0.90
4	ChSq1		3.00	0.33	0	0	1	1	1						3.33
5	3Lo		4.90	0.65	0	1	1	2	2						5.55
6	FCCoSp4		3.50	0.00	-1	-1	1	1	0						3.50
7	CCoSp4		3.50	0.35	0	1	1	1	1						3.85
8	3S<<	F	1.43	x	-0.65	-5	-5	-5	-5						0.78
9	2A		3.63	x	0.00	0	0	1	0						3.63
10	3Lo+1Eu<<+2S	<<	6.82	x	-2.12	-4	-5	-4	-5						4.70
11	CCSp3		2.80	-0.19	-2	-2	0	0	0						2.61
12	StSq4		3.90	-0.13	-1	0	-1	0	0						3.77
			48.38												43.36
Program Components				Factor											
Composition				3.33	4.75	5.00	4.25	5.00	5.00						4.92
Presentation				3.33	4.50	4.75	4.00	4.75	4.50						4.58
Skating Skills				3.33	5.00	5.25	4.75	5.00	4.75						4.92
Judges Total Program Component Score (factored)															48.01
Deductions:				Falls											-2.00 (2)
															-2.00

Rank	Name	Nation	Starting Number	Total Segment Score	Total Element Score	Total Program Component Score (factored)	Total Deductions									
10	Nels IREHOLM	SWE	1	72.76	33.93	38.83	0.00									
#	Executed Elements	Info	Base Value	GOE	J1	J2	J3	J4	J5	J6	J7	J8	J9	Ref.	Scores of Panel	
1	3Lz+2T		7.20	0.00	0	0	0	0	0						7.20	
2	2F		1.80	0.00	0	0	0	0	0						1.80	
3	2A		3.30	0.33	1	1	1	1	1						3.63	
4	CSSp1		1.90	-0.57	-3	-3	-2	-3	-3						1.33	
5	3Sq+2T	q	5.60	-1.72	-4	-4	-4	-4	-4						3.88	
6	ChSq1		3.00	-0.50	-1	-1	-2	-1	-1						2.50	
7	2Lz	x	2.31	0.00	0	0	0	0	0						2.31	
8	StSq2		2.60	-0.26	-1	-1	-2	-1	-1						2.34	
9	CCoSp2		2.50	-0.67	-3	-3	-2	-2	-4						1.83	
10	2S		1.43	x	0.00	0	0	0	0						1.43	
11	1A+1Eu+2F	x	3.74	-0.36	-1	-2	-2	-2	-3						3.38	
12	FSSp2		2.30	0.00	0	0	0	0	0						2.30	
			37.68												33.93	
Program Components				Factor												
Composition				3.33	4.50	4.25	3.75	4.00	3.75							4.00
Presentation				3.33	3.75	4.00	3.50	3.50	3.50							3.58
Skating Skills				3.33	4.25	4.50	3.75	4.00	4.00							4.08
Judges Total Program Component Score (factored)															38.83	
Deductions:															0.00	

Legend:		GOE	Grade of Execution	Jx	Judges (x=1-9)	Ref.	Referee
#	Sequence number	<<	Downgraded jump	x	Credit for highlight distribution, base value multiplied by 1.1		
<	Under-rotated jump	REP	Jump repetition	F	Fall	q	Jump landed on the quarter
!	Not clear edge						

RESULTS DETAILS

MEN FREE SKATING

Pl.	Name	Nation	Total Segment Score =	Total Element Score +	Factored Total Component Score +	CO	PR	SK	Deductions -
1	Nikolaj MEMOLA	ITA	166.83	88.58	78.25	7.83	8.00	7.67	0.00
2	Vladimir LITVINTSEV	AZE	148.54	82.77	65.77	6.25	6.50	7.00	0.00
3	Maurizio ZANDRON	AUT	135.72	69.65	66.07	6.67	6.67	6.50	0.00
4	Gabriele FRANGIPANI	ITA	133.77	63.27	70.50	7.17	6.67	7.33	0.00
5	Davide LEWTON BRAIN	MON	132.28	67.34	64.94	6.42	6.50	6.58	0.00
6	Corentin SPINAR	FRA	127.15	59.15	68.00	6.75	6.75	6.92	0.00
7	Jari KESSLER	CRO	118.26	49.06	70.20	7.08	6.83	7.17	-1.00
8	Tim ENGLAND	GER	95.52	51.69	43.83	4.50	4.08	4.58	0.00
9	Freddie LEGGOTT	GBR	89.37	43.36	48.01	4.92	4.58	4.92	-2.00
10	Nels IREHOLM	SWE	72.76	33.93	38.83	4.00	3.58	4.08	0.00

Legend:
CO Composition

Pl. Place

PR Presentation

SK Skating Skills

DEDUCTION PROTOCOL

MEN FREE SKATING

#	Name	Nation	Deductions					Total	
			Costume/ Prop violation	Time violation	Illegal element/ movement	Falls Interruption in excess	Interruption with allowance		Costume failure
1	Nels IREHOLM	SWE							0.00
2	Tim ENGLAND	GER							0.00
3	Freddie LEGGOTT	GBR				2.00			2.00
4	Kai JAGODA	GER							0.00
5	Davide LEWTON BRAIN	MON							0.00
6	Jari KESSLER	CRO				1.00			1.00
7	Corentin SPINAR	FRA							0.00
8	Maurizio ZANDRON	AUT							0.00
9	Vladimir LITVINTSEV	AZE							0.00
10	Gabriele FRANGIPANI	ITA							0.00
11	Nikolaj MEMOLA	ITA							0.00

Mr. Andrew BOSCO, ISU

Referee

Ms. Katarina GROF MITROVIC, ISU

Technical Controller