



palaghiaccio
DI ROMA - MENTANA



COMUNE DI
MENTANA
Area Metropolitana
di Roma Capitale

International Figure Skating Competition 2023



October 19 - 22, 2023

Dedicated to

**SIMONETTA SPALLUTO AND
WALTER ZUCCARO**

PROTOCOL COMPETITION



EVENT REPORT OFFICIALS

Referee	Mr. Csaba BALINT Mr. Massimo ORLANDINI	HUN ITA
Judge	Mr. Allan BOEHM Ms. Michela CESARO Mr. Massimo COLOMBI Ms. Segolene DUPREZ Mr. Gabor KOLECSANSZKY Ms. Olena LISOVA Mr. Miroslav MISUREC Ms. Valeria ROSA Ms. Katarzyna SZAWAREJKO	SVK ITA ITA FRA HUN UKR CZE ITA POL
Technical Controller	Ms. Halina GORDON POLTORAK	POL
Technical Specialist	Mr. Benjamin BLUM Ms. Joanna BUDNER-SZUMAN Ms. Svetlana GUERREIRO Mr. Tomas KIKA	GER POL AUS SVK
Data/Replay Operator	Ms. Sarah DONNELLY Ms. Flavia GRAGLIA	GBR ITA





NUMBER OF ENTRIES BY NOC

NOC	Ice Dance Senior
AZE - Azerbaijan	2
BEL - Belgium	2
CZE - Czech Republic	4
DEN - Denmark	1
ESP - Spain	1
FIN - Finland	3
FRA - France	7
GER - Germany	4
HUN - Hungary	4
ITA - Italy	13
NED - Netherlands	2
POL - Poland	4
SVK - Slovak Republic	3
SWE - Sweden	1
UKR - Ukraine	5
Total entries	56
Total NOCs	15



ICE DANCE SENIOR

Palaghiaccio Mezzaluna	21 OCT 2023	14:50	Rhythm Dance
	22 OCT 2023	11:30	Free Dance

Size of Skating Arena:	30m*60m
Ice Conditions:	very good
Number of Entries:	20
Number of Participants:	20

Entry Withdrawn:

Rhythm Dance		
Duration:	2:50 +/- 10 seconds	
Segment Factor:	1.00	
Program Component Factors:	Composition	1.33
	Presentation	1.33
	Skating Skills	1.33

Free Dance		
Duration:	4:00 +/- 10 seconds	
Segment Factor:	1.00	
Program Component Factors:	Composition	2.00
	Presentation	2.00
	Skating Skills	2.00

CALCULATION SETUP VERIFICATION FOR REFEREE

Category Ice Dance Senior

Event parameter

Software Version	1.7.2.0	Competition Type	International Competition
Elm Xml Version	2324.0	Calculation	ISU Judging System
Sys Elm Xml Version	0	Trimmed Mean	Starts With 5 Judges
		Verification Rules Season	2023-2024

Category parameter


Category type	Ice Dance	Level	Senior
Gender	Mixed		

Segment Rhythm Dance

		checksum element table:	40395a4e7cba2d9e0eb8caa49bc3d11e	
General segment factor	1.00	Program time	2:50 +/- 10 sec.	
Credit for highlight distribution	1.00	Start time 2nd half of program	0:00	
		Verification Rules	ISU Rules	
Program components:	Factor	Deductions:	Entered By	Values
General component factor	1.00	1: Costume/Prop violation	Majority	0 -1
1: Composition	1.33	2: Time violation	Referee	0 -1 -2 -3 -4 -5 -6
2: Presentation	1.33	3: Illegal element/movement	Technical Panel	0 -2 -4 -6
3: Skating Skills	1.33	4: Interruption in excess	Referee	0 -1 -2 -3 -4 -5 -6
		5: Extra element	Technical Panel	0 -1 -2 -3 -4 -5 -6
		6:		
		7: Extended lifts	Referee	0 -1 -2 -3 -4 -5 -6
		8: Falls	Technical Panel	-1 per Fall
		9: Music requirements violation	Majority	0 -4
		10: Costume failure	Referee	0 -1
		11: Music tempo	Referee	0 -1
		12: Late start	Referee	0 -1
		13: Violation of choreo restrictions	Majority	0 -1
		14: Interruption with allowance	Referee	0 -5

Segment Free Dance

		checksum element table:	18018d94b0447488e66bf73e7dde6a95	
General segment factor	1.00	Program time	4:00 +/- 10 sec.	
Credit for highlight distribution	1.00	Start time 2nd half of program	0:00	
		Verification Rules	ISU Rules	
Program components:	Factor	Deductions:	Entered By	Values
General component factor	1.00	1: Costume/Prop violation	Majority	0 -1
1: Composition	2.00	2: Time violation	Referee	0 -1 -2 -3 -4 -5 -6
2: Presentation	2.00	3: Illegal element/movement	Technical Panel	0 -2 -4 -6
3: Skating Skills	2.00	4: Interruption in excess	Referee	0 -1 -2 -3 -4 -5 -6
		5: Extra element	Technical Panel	0 -1 -2 -3 -4 -5 -6
		6:		
		7: Extended lifts	Referee	0 -1 -2 -3 -4 -5 -6
		8: Falls	Technical Panel	-1 per Fall
		9: Music requirements violation	Majority	0 -4
		10: Costume failure	Referee	0 -1
		11: Music tempo	Referee	0 -1
		12: Late start	Referee	0 -1
		13: Violation of choreo restrictions	Majority	0 -1
		14: Interruption with allowance	Referee	0 -5


Mr. Csaba BALINT

ENTRY LIST

ICE DANCE SENIOR

Name(s)	Nation	
1 Adrienne CARHART / Oleksandr KOLOSOVSKYI	AZE	1
2 Samantha RITTER / Daniel BRYKALOV	AZE	1
3 Olivia Josephine SHILLING / Leo BAETEN	BEL	2
4 Elisabetta INCARDONA / Rafael Marc Drozd MUSIL	DEN	3
5 Yuka ORIHARA / Juho PIRINEN	FIN	4
6 Marie DUPAYAGE / Thomas NABAIS	FRA	5
7 Natacha LAGOUGE / Arnaud CAFFA	FRA	5
8 Karla Maria KARL / Kai HOFERICHTER	GER	6
9 Charise MATTHAEI / Max LIEBERS	GER	6
10 Lucy HANCOCK / Ilias FOURATI	HUN	7
11 Leia DOZZI / Pietro PAPETTI	ITA	8
12 Victoria MANNI / Carlo ROETHLISBERGER	ITA	8
13 Hanna JAKUCS / Alessio GALLI	NED	9
14 Chelsea VERHAEGH / Sherim van GEFFEN	NED	9
15 Olivia OLIVER / Filip BOJANOWSKI	POL	10
16 Anastasia POLIBINA / Pavel GOLOVISHNIKOV	POL	10
17 Maria Sofia PUCHEROVA / Nikita LYSAK	SVK	11
18 Anna SIMOVA / Kirill AKSENOV	SVK	11
19 Emma KIVIOJA / Erik PELLNOR	SWE	12
20 Zoe LARSON / Andrii KAPRAN	UKR	13

PANEL OF JUDGES ICE DANCE SENIOR

Officials

Technical Controller	Ms. Halina GORDON POLTORAK	ISU
Technical Specialist	Ms. Svetlana GUERREIRO	ISU
Technical Specialist	Mr. Tomas KIKA	ISU

Judges

Referee	Mr. Csaba BALINT	ISU
Judge No. 1	Mr. Gabor KOLECSANSZKY	HUN
Judge No. 2	Ms. Michela CESARO	ITA
Judge No. 3	Ms. Katarzyna SZAWAREJKO	POL
Judge No. 4	Mr. Allan BOEHM	SVK
Judge No. 5	Ms. Olena LISOVA	UKR

Data/Replay Operator

Data Operator	Ms. Flavia GRAGLIA	ISU
Replay Operator	Ms. Sarah DONNELLY	ISU

RESULTS
ICE DANCE SENIOR

Pl.	Name	Nation	Total Score	RD	FD
1	Yuka ORIHARA / Juho PIRINEN	FIN	189.01	1	1
2	Marie DUPAYAGE / Thomas NABAIS	FRA	181.63	3	2
3	Natacha LAGOUGE / Arnaud CAFFA	FRA	171.43	2	5
4	Anna SIMOVA / Kirill AKSENOV	SVK	171.25	4	3
5	Victoria MANNI / Carlo ROETHLISBERGER	ITA	167.89	6	4
6	Maria Sofia PUCHEROVA / Nikita LYSAK	SVK	166.91	5	6
7	Leia DOZZI / Pietro PAPETTI	ITA	161.50	9	7
8	Zoe LARSON / Andrii KAPRAN	UKR	161.23	7	8
9	Charise MATTHAEI / Max LIEBERS	GER	152.42	13	9
10	Hanna JAKUCS / Alessio GALLI	NED	149.48	10	10
11	Olivia OLIVER / Filip BOJANOWSKI	POL	149.11	8	12
12	Anastasia POLIBINA / Pavel GOLOVISHNIKOV	POL	144.68	11	13
13	Adrienne CARHART / Oleksandr KOLOSOVSKYI	AZE	144.60	12	14
14	Karla Maria KARL / Kai HOFERICHTER	GER	142.63	15	11
15	Lucy HANCOCK / Ilias FOURATI	HUN	140.07	14	16
16	Olivia Josephine SHILLING / Leo BAETEN	BEL	138.21	16	15
17	Chelsea VERHAEGH / Sherim van GEFFEN	NED	128.59	18	18
18	Samantha RITTER / Daniel BRYKALOV	AZE	128.12	19	17
19	Emma KIVIOJA / Erik PELLNOR	SWE	123.19	17	19
20	Elisabetta INCARDONA / Rafael Marc Drozd MUSIL	DEN	109.27	20	20


Mr. Csaba BALINT, ISU
Referee


Ms. Halina GORDON POLTORAK, ISU
Technical Controller

Legend:				
RD	Rhythm Dance	FD	Free Dance	Pl. Place

RESULTS**ICE DANCE SENIOR FREE DANCE**

Pl.	Name	Nation	Total Segment Score
1	Yuka ORIHARA / Juho PIRINEN	FIN	115.25
2	Marie DUPAYAGE / Thomas NABAIS	FRA	112.60
3	Anna SIMOVA / Kirill AKSENOV	SVK	103.83
4	Victoria MANNI / Carlo ROETHLISBERGER	ITA	103.06
5	Natacha LAGOUGE / Arnaud CAFFA	FRA	101.83
6	Maria Sofia PUCHEROVA / Nikita LYSAK	SVK	100.97
7	Leia DOZZI / Pietro PAPETTI	ITA	100.75
8	Zoe LARSON / Andrii KAPRAN	UKR	96.73
9	Charise MATTHAEI / Max LIEBERS	GER	94.55
10	Hanna JAKUCS / Alessio GALLI	NED	88.74
11	Karla Maria KARL / Kai HOFERICHTER	GER	88.45
12	Olivia OLIVER / Filip BOJANOWSKI	POL	88.24
13	Anastasia POLIBINA / Pavel GOLOVISHNIKOV	POL	85.77
14	Adrienne CARHART / Oleksandr KOLOSOVSKYI	AZE	85.70
15	Olivia Josephine SHILLING / Leo BAETEN	BEL	84.71
16	Lucy HANCOCK / Ilias FOURATI	HUN	84.47
17	Samantha RITTER / Daniel BRYKALOV	AZE	82.52
18	Chelsea VERHAEGH / Sherim van GEFFEN	NED	77.68
19	Emma KIVIOJA / Erik PELLNOR	SWE	72.09
20	Elisabetta INCARDONA / Rafael Marc Drozd MUSIL	DEN	63.88

Mr. Csaba BALINT, ISU
Referee

Ms. Halina GORDON POLTORAK, ISU
Technical Controller

JUDGES DETAILS PER SKATER

ICE DANCE SENIOR FREE DANCE

Rank	Name	Nation	Starting Number	Total Segment Score	Total Element Score	Total Program Component Score (factored)						Total Deductions				
1	Yuka ORIHARA / Juho PIRINEN	FIN	20	115.25	66.57	48.68						0.00				
#	Executed Elements	Info	Base Value	GOE	J1	J2	J3	J4	J5	J6	J7	J8	J9	Ref.	Scores of Panel	
1	StaLi4		5.45	1.60	3	4	3	4	3						7.05	
2	ChSp1		1.10	1.94	2	2	3	3	2						3.04	
3	SyTwW4+SyTwM4		6.84	1.46	2	2	3	1	2						8.30	
4	OFTW3+OFTM2		5.72	2.18	2	3	3	3	3						7.90	
5	CuLi4+RoLi4		10.90	2.88	3	1	3	3	3						13.78	
6	DSp4		6.00	1.50	3	2	3	3	2						7.50	
7	DiStW3+DiStM3		8.20	2.79	2	2	3	3	3						10.99	
8	ChSt1		1.10	3.32	4	4	4	4	3						4.42	
9	ChLi1		1.10	2.49	3	3	4	3	3						3.59	
			46.41												66.57	
Program Components				Factor												
Composition				2.00	7.75	8.75	8.25	8.25	8.00							8.17
Presentation				2.00	8.00	8.50	8.25	8.50	8.00							8.25
Skating Skills				2.00	8.00	7.75	8.00	8.00	7.75							7.92
Judges Total Program Component Score (factored)												48.68				

Deductions:

0.00

Rank	Name	Nation	Starting Number	Total Segment Score	Total Element Score	Total Program Component Score (factored)						Total Deductions				
2	Marie DUPAYAGE / Thomas NABAIS	FRA	18	112.60	65.44	47.16						0.00				
#	Executed Elements	Info	Base Value	GOE	J1	J2	J3	J4	J5	J6	J7	J8	J9	Ref.	Scores of Panel	
1	SyTwW4+SyTwM4		6.84	2.18	3	3	4	3	3						9.02	
2	RoLi4		5.45	1.44	3	2	3	3	3						6.89	
3	ChSt1		1.10	2.77	4	3	4	3	3						3.87	
4	ChSl1		1.10	2.49	3	3	3	3	3						3.59	
5	DSp4		6.00	1.69	3	2	3	3	3						7.69	
6	CiStW3+CiStM3		8.20	2.08	2	2	2	2	2						10.28	
7	OFTW2+OFTM2		5.34	1.94	3	1	3	3	2						7.28	
8	SILi4		5.45	1.44	3	4	3	3	3						6.89	
9	StaLi4		5.45	1.44	4	3	3	3	3						6.89	
10	ChLi1		1.10	1.94	3	2	2	-1	3						3.04	
			46.03												65.44	
Program Components				Factor												
Composition				2.00	7.75	8.00	7.75	7.75	8.00							7.83
Presentation				2.00	8.00	7.75	8.00	8.25	8.25							8.08
Skating Skills				2.00	7.75	7.50	7.50	7.75	7.75							7.67
Judges Total Program Component Score (factored)												47.16				

Deductions:

0.00

JUDGES DETAILS PER SKATER ICE DANCE SENIOR FREE DANCE

Rank	Name	Nation	Starting Number	Total Segment Score	Total Element Score	Total Program Component Score (factored)		Total Deductions							
3	Anna SIMOVA / Kirill AKSENOV	SVK	17	103.83	60.33	43.50		0.00							
#	Executed Elements	Info	Base Value	GOE	J1	J2	J3	J4	J5	J6	J7	J8	J9	Ref.	Scores of Panel
1	StLi4		5.45	1.12	2	3	2	3	2						6.57
2	SILi4+RoLi4		10.90	2.88	3	2	3	3	3						13.78
3	SyTwW4+SyTwM4		6.84	1.46	2	3	2	2	2						8.30
4	SeStW3+SeStM3		8.20	2.08	1	2	2	2	2						10.28
5	OFTW2+OFTM2		5.34	1.21	1	1	2	2	2						6.55
6	DSp4		6.00	1.13	2	1	2	2	2						7.13
7	ChSt1		1.10	1.66	2	2	2	2	2						2.76
8	ChLi1		1.10	1.38	1	1	2	2	2						2.48
9	ChSp1		1.10	1.38	1	0	2	2	2						2.48
			46.03												60.33
Program Components			Factor												
Composition			2.00	7.25	7.25	7.25	7.25	7.00							7.25
Presentation			2.00	7.00	7.25	7.00	7.25	7.25							7.17
Skating Skills			2.00	7.00	7.50	7.00	7.50	7.50							7.33
Judges Total Program Component Score (factored)															43.50
Deductions:															0.00
Rank	Name	Nation	Starting Number	Total Segment Score	Total Element Score	Total Program Component Score (factored)		Total Deductions							
4	Victoria MANNI / Carlo ROETHLISBERGER	ITA	15	103.06	60.38	43.68		-1.00							
#	Executed Elements	Info	Base Value	GOE	J1	J2	J3	J4	J5	J6	J7	J8	J9	Ref.	Scores of Panel
1	ChSp1		1.10	1.94	2	2	2	3	3						3.04
2	CiStW3+CiStM3		8.20	2.08	2	2	2	2	2						10.28
3	SILi4		5.45	0.64	1	1	2	1	3						6.09
4	OFTW2+OFTM2		5.34	1.46	2	2	3	2	2						6.80
5	SyTwW4+SyTwM4		6.84	1.70	2	2	3	2	3						8.54
6	ChSl1		1.10	1.66	2	3	2	1	2						2.76
7	DSp4		6.00	1.13	2	2	2	2	2						7.13
8	CuLi4		5.45	0.96	1	2	3	2	2						6.41
9	RoLi4	>	5.45	1.12	3	2	2	3	2						6.57
10	ChLi1		1.10	1.66	2	2	2	2	2						2.76
			46.03												60.38
Program Components			Factor												
Composition			2.00	6.75	7.50	7.00	7.25	7.50							7.25
Presentation			2.00	6.75	7.50	7.25	7.50	7.75							7.42
Skating Skills			2.00	6.75	7.50	7.00	7.25	7.25							7.17
Judges Total Program Component Score (factored)															43.68
Deductions:			Extended lifts												-1.00

JUDGES DETAILS PER SKATER ICE DANCE SENIOR FREE DANCE

Rank	Name	Nation	Starting Number	Total Segment Score	Total Element Score	Total Program Component Score (factored)						Total Deductions				
5	Natacha LAGOUGE / Arnaud CAFFA	FRA	19	101.83	56.67	45.16						0.00				
#	Executed Elements	Info	Base Value	GOE	J1	J2	J3	J4	J5	J6	J7	J8	J9	Ref.	Scores of Panel	
1	SILi4+RoLi4		10.90	1.92	2	2	2	2	2						12.82	
2	SyTwW3+SyTwM3		6.10	0.72	-1	1	2	1	1						6.82	
3	DiStW3+DiStM2		7.83	2.08	2	2	2	2	2						9.91	
4	StaLi4		5.45	1.44	2	3	3	3	3						6.89	
5	ChTw1		1.10	-0.07	-1	0	2	-1	0						1.03	
6	OFTW2+OFTM1		5.09	1.46	2	2	2	1	2						6.55	
7	DSP4		6.00	1.13	3	2	2	2	2						7.13	
8	ChSt1		1.10	1.66	2	2	3	2	2						2.76	
9	ChLi1		1.10	1.66	1	2	2	2	2						2.76	
			44.67												56.67	
Program Components			Factor													
Composition			2.00	7.50	8.00	7.25	7.50	7.75							7.58	
Presentation			2.00	7.50	8.00	7.25	7.25	7.75							7.50	
Skating Skills			2.00	7.50	7.50	7.00	7.75	7.50							7.50	
Judges Total Program Component Score (factored)																45.16
Deductions:															0.00	
Rank	Name	Nation	Starting Number	Total Segment Score	Total Element Score	Total Program Component Score (factored)						Total Deductions				
6	Maria Sofia PUCHEROVA / Nikita LYSAK	SVK	16	100.97	58.47	43.50						-1.00				
#	Executed Elements	Info	Base Value	GOE	J1	J2	J3	J4	J5	J6	J7	J8	J9	Ref.	Scores of Panel	
1	DSP4		6.00	0.94	1	1	2	2	2						6.94	
2	CiStW2+CiStM3		7.83	2.08	1	2	2	2	3						9.91	
3	SILi4+RoLi4		10.90	2.56	2	2	3	3	3						13.46	
4	ChSt1		1.10	1.11	1	2	3	1	1						2.21	
5	CuLi4		5.45	0.96	1	2	2	2	2						6.41	
6	ChSt1		1.10	1.11	1	0	2	1	2						2.21	
7	ChSp1		1.10	1.11	1	1	3	2	1						2.21	
8	OFTW3+OFTM3		6.10	1.21	1	0	2	2	2						7.31	
9	SyTwW4+SyTwM4		6.84	0.97	1	0	2	1	2						7.81	
10	ChLi1*	*	0.00	0.00	-	-	-	-	-						0.00	
			46.42												58.47	
Program Components			Factor													
Composition			2.00	7.00	7.25	7.25	7.25	7.50							7.25	
Presentation			2.00	6.75	6.75	7.50	7.50	7.75							7.25	
Skating Skills			2.00	7.00	7.00	7.25	7.50	7.50							7.25	
Judges Total Program Component Score (factored)																43.50
Deductions: Extra element															-1.00	

JUDGES DETAILS PER SKATER

ICE DANCE SENIOR FREE DANCE

Rank	Name	Nation	Starting Number	Total Segment Score	Total Element Score	Total Program Component Score (factored)						Total Deductions				
7	Leia DOZZI / Pietro PAPETTI	ITA	12	100.75	58.91	41.84						0.00				
#	Executed Elements	Info	Base Value	GOE	J1	J2	J3	J4	J5	J6	J7	J8	J9	Ref.	Scores of Panel	
1	ChSt1		1.10	1.66	1	3	2	2	2						2.76	
2	StaLi4		5.45	0.96	2	2	2	2	2						6.41	
3	OFTW2+OFTM3		5.72	0.97	2	1	2	1	1						6.69	
4	SyTwW4+SyTwM4		6.84	0.97	1	2	2	1	1						7.81	
5	ChAJ1		1.10	1.38	1	2	1	2	2						2.48	
6	DSp4		6.00	1.13	2	2	2	2	2						7.13	
7	DiStW2+DiStM3		7.83	1.39	1	1	2	2	1						9.22	
8	SILi4+RoLi4		10.90	1.92	2	2	2	3	2						12.82	
9	ChSl1		1.10	2.49	2	4	3	3	3						3.59	
			46.04												58.91	
Program Components				Factor												
Composition				2.00	6.50	7.75	6.75	7.00	7.00							6.92
Presentation				2.00	6.75	7.50	7.00	7.50	7.00							7.17
Skating Skills				2.00	6.75	7.50	6.75	7.00	6.50							6.83
Judges Total Program Component Score (factored)															41.84	
Deductions:															0.00	
Rank	Name	Nation	Starting Number	Total Segment Score	Total Element Score	Total Program Component Score (factored)						Total Deductions				
8	Zoe LARSON / Andrii KAPRAN	UKR	14	96.73	56.91	40.82						-1.00				
#	Executed Elements	Info	Base Value	GOE	J1	J2	J3	J4	J5	J6	J7	J8	J9	Ref.	Scores of Panel	
1	DSp4		6.00	1.13	1	3	2	2	2						7.13	
2	OFTW3+OFTM3		6.10	0.97	1	1	2	2	1						7.07	
3	SyTwW4+SyTwM4		6.84	1.46	1	2	2	2	2						8.30	
4	SILi4+RoLi4	>	10.90	1.60	2	1	2	1	2						12.50	
5	DiStW3+DiStM3		8.20	1.04	1	0	1	1	1						9.24	
6	CuLi3		4.70	0.80	2	1	0	2	2						5.50	
7	ChLi1		1.10	0.83	1	1	1	1	2						1.93	
8	ChSt1		1.10	1.38	1	-1	2	2	2						2.48	
9	ChSp1		1.10	1.66	2	1	2	2	2						2.76	
			46.04												56.91	
Program Components				Factor												
Composition				2.00	6.50	7.25	6.75	7.00	6.75							6.83
Presentation				2.00	6.50	6.75	6.75	7.00	7.00							6.83
Skating Skills				2.00	6.75	7.00	6.75	6.75	6.50							6.75
Judges Total Program Component Score (factored)															40.82	
Deductions:				Extended lifts											-1.00	

JUDGES DETAILS PER SKATER

ICE DANCE SENIOR FREE DANCE

Rank	Name	Nation	Starting Number	Total Segment Score	Total Element Score	Total Program Component Score (factored)						Total Deductions				
9	Charise MATTHAEI / Max LIEBERS	GER	8	94.55	55.55	39.00						0.00				
#	Executed Elements	Info	Base Value	GOE	J1	J2	J3	J4	J5	J6	J7	J8	J9	Ref.	Scores of Panel	
1	DSp4		6.00	0.56	1	1	0	1	1						6.56	
2	CuLi4+CuLi3		10.15	1.60	0	2	2	1	2						11.75	
3	MiStW3+MiStM3		8.20	0.69	0	1	1	1	0						8.89	
4	SyTwW4+SyTwM4		6.84	1.21	1	1	2	2	2						8.05	
5	OFTW2+OFTM3		5.72	0.72	1	0	1	1	1						6.44	
6	ChSt1		1.10	1.38	1	2	1	2	2						2.48	
7	ChAJ1		1.10	1.11	1	2	1	1	2						2.21	
8	RoLi4		5.45	0.96	1	2	2	2	2						6.41	
9	ChSp1		1.10	1.66	1	3	2	2	2						2.76	
			45.66												55.55	
Program Components				Factor												
Composition				2.00	6.25	7.50	6.25	6.75	6.50							6.50
Presentation				2.00	6.00	7.25	6.50	7.00	6.50							6.67
Skating Skills				2.00	6.25	7.00	6.25	6.50	6.25							6.33
Judges Total Program Component Score (factored)															39.00	

Deductions: 0.00

Rank	Name	Nation	Starting Number	Total Segment Score	Total Element Score	Total Program Component Score (factored)						Total Deductions				
10	Hanna JAKUCS / Alessio GALLI	NED	11	88.74	50.24	38.50						0.00				
#	Executed Elements	Info	Base Value	GOE	J1	J2	J3	J4	J5	J6	J7	J8	J9	Ref.	Scores of Panel	
1	DSp4		6.00	1.13	1	2	2	3	2						7.13	
2	OFTW2+OFTM3		5.72	0.24	0	0	1	0	1						5.96	
3	SyTwW4+SyTwM4		6.84	0.97	1	1	2	1	2						7.81	
4	SILi4+RoLi4		10.90	1.28	1	1	1	2	2						12.18	
5	ChAJ1		1.10	0.55	0	1	2	0	1						1.65	
6	StLi3		4.70	0.80	1	1	2	3	2						5.50	
7	MiStW2+MiStM2		7.46	-1.04	0	-1	-1	-1	-1						6.42	
8	ChSI1		1.10	0.28	1	0	0	0	1						1.38	
9	ChSt1		1.10	1.11	1	0	2	1	2						2.21	
			44.92												50.24	
Program Components				Factor												
Composition				2.00	6.25	6.75	6.50	6.50	6.50							6.50
Presentation				2.00	6.50	6.00	6.50	6.50	6.50							6.50
Skating Skills				2.00	6.25	6.25	6.50	6.25	6.25							6.25
Judges Total Program Component Score (factored)															38.50	

Deductions: 0.00

JUDGES DETAILS PER SKATER ICE DANCE SENIOR FREE DANCE

Rank	Name	Nation	Starting Number	Total Segment Score	Total Element Score	Total Program Component Score (factored)						Total Deductions			
11	Karla Maria KARL / Kai HOFERICHTER	GER	6	88.45	51.11	37.34						0.00			
#	Executed Elements	Info	Base Value	GOE	J1	J2	J3	J4	J5	J6	J7	J8	J9	Ref.	Scores of Panel
1	ChAJ1		1.10	1.11	1	1	2	1	2						2.21
2	SILi4+RoLi4		10.90	1.60	1	1	2	2	2						12.50
3	SyTwW4+SyTwM4		6.84	0.24	0	0	0	1	2						7.08
4	StaLi4		5.45	0.80	1	1	2	2	2						6.25
5	OFTW2+OFTM2		5.34	0.24	0	-1	1	0	1						5.58
6	DSp4		6.00	0.56	0	0	2	1	2						6.56
7	DiStW1+DiStM2		7.21	0.69	0	0	1	1	1						7.90
8	ChSt1		1.10	0.55	0	-1	1	1	2						1.65
9	ChLi1		1.10	0.28	0	0	0	1	2						1.38
			45.04												51.11
Program Components				Factor											
Composition				2.00	5.75	6.25	6.50	6.25	6.25				6.25		
Presentation				2.00	5.50	5.75	6.50	6.75	6.50				6.25		
Skating Skills				2.00	5.50	6.25	6.25	6.25	6.00				6.17		
Judges Total Program Component Score (factored)											37.34				
Deductions:											0.00				
Rank	Name	Nation	Starting Number	Total Segment Score	Total Element Score	Total Program Component Score (factored)						Total Deductions			
12	Olivia OLIVER / Filip BOJANOWSKI	POL	13	88.24	51.24	38.00						-1.00			
#	Executed Elements	Info	Base Value	GOE	J1	J2	J3	J4	J5	J6	J7	J8	J9	Ref.	Scores of Panel
1	StaLi4		5.45	0.96	2	1	2	2	2						6.41
2	ChSl1		1.10	1.38	1	1	3	2	2						2.48
3	SyTwW4+SyTwM4		6.84	1.46	2	2	2	2	2						8.30
4	SeStW2+SeStM2		7.46	1.73	1	1	2	2	2						9.19
5	DSp4		6.00	0.94	1	1	2	2	2						6.94
6	OFTW3+OFTM		3.05	-1.57	-5	-4	-3	-5	-4						1.48
7	ChSt1		1.10	0.83	1	0	2	1	1						1.93
8	CuLi4+CuLi3		10.15	1.60	2	0	2	2	1						11.75
9	ChSp1		1.10	1.66	2	1	2	2	2						2.76
			42.25												51.24
Program Components				Factor											
Composition				2.00	6.75	6.50	6.25	6.50	6.50				6.50		
Presentation				2.00	6.50	5.25	6.25	6.25	6.00				6.17		
Skating Skills				2.00	6.25	5.75	6.25	6.50	6.50				6.33		
Judges Total Program Component Score (factored)											38.00				
Deductions:											Falls	-1.00 (1)	-1.00		

JUDGES DETAILS PER SKATER ICE DANCE SENIOR FREE DANCE

Rank	Name	Nation	Starting Number	Total Segment Score	Total Element Score	Total Program Component Score (factored)						Total Deductions				
13	Anastasia POLIBINA / Pavel GOLOVISHNIKOV	POL	10	85.77	47.43	38.34						0.00				
#	Executed Elements	Info	Base Value	GOE	J1	J2	J3	J4	J5	J6	J7	J8	J9	Ref.	Scores of Panel	
1	DSP4		6.00	0.56	1	0	1	2	1						6.56	
2	SyTwW4+SyTwM4		6.84	1.46	2	0	2	2	2						8.30	
3	OFTW2+OFTM2		5.34	0.72	1	1	1	-1	1						6.06	
4	DiStW3+DiStM2		7.83	0.00	0	0	0	0	0						7.83	
5	CuLi4+CuLi4		10.90	0.96	1	0	1	1	1						11.86	
6	ChTw1		1.10	0.83	1	1	1	0	2						1.93	
7	ChAJ1		1.10	0.83	1	1	1	1	1						1.93	
8	RoLiB		1.15	-0.12	-2	-2	0	0	0						1.03	
9	ChLi1		1.10	0.83	1	0	1	1	1						1.93	
			41.36												47.43	
Program Components			Factor													
Composition			2.00	6.50	6.25	6.50	6.50	6.50	6.50							6.50
Presentation			2.00	6.25	5.75	6.50	6.25	6.25	6.25							6.25
Skating Skills			2.00	6.50	5.75	6.25	6.50	6.50							6.42	
Judges Total Program Component Score (factored)																38.34
Deductions:															0.00	

Rank	Name	Nation	Starting Number	Total Segment Score	Total Element Score	Total Program Component Score (factored)						Total Deductions				
14	Adrienne CARHART / Oleksandr KOLOSOVSKYI	AZE	9	85.70	48.02	37.68						0.00				
#	Executed Elements	Info	Base Value	GOE	J1	J2	J3	J4	J5	J6	J7	J8	J9	Ref.	Scores of Panel	
1	StLi3		4.70	0.48	1	1	1	1	2						5.18	
2	SyTwW4+SyTwM4		6.84	1.46	2	2	2	2	2						8.30	
3	OFTW3+OFTM3		6.10	0.72	1	0	1	2	1						6.82	
4	CuLi4+CuLi4		10.90	0.32	0	0	0	1	1						11.22	
5	SeStW2+SeStM2		7.46	-0.69	1	-1	-1	-1	0						6.77	
6	ChSp1		1.10	0.28	0	0	1	0	1						1.38	
7	DSP4		6.00	0.37	0	1	1	1	0						6.37	
8	ChSt1	!	1.10	-0.22	-1	-1	-1	-2	0						0.88	
9	ChSl1		1.10	0.00	0	0	0	0	0						1.10	
			45.30												48.02	
Program Components			Factor													
Composition			2.00	6.25	6.50	6.50	6.50	6.50	6.25							6.42
Presentation			2.00	6.50	6.00	6.25	6.25	6.25	6.00							6.17
Skating Skills			2.00	6.50	6.00	6.25	6.50	6.00							6.25	
Judges Total Program Component Score (factored)																37.68
Deductions:															0.00	

JUDGES DETAILS PER SKATER ICE DANCE SENIOR FREE DANCE

Rank	Name	Nation	Starting Number	Total Segment Score	Total Element Score	Total Program Component Score (factored)						Total Deductions			
15	Olivia Josephine SHILLING / Leo BAETEN	BEL	5	84.71	49.71	36.00						-1.00			
#	Executed Elements	Info	Base Value	GOE	J1	J2	J3	J4	J5	J6	J7	J8	J9	Ref.	Scores of Panel
1	RoLi4+StaLi4	>	10.90	1.92	2	1	2	2	2						12.82
2	SyTwW3+SyTwM4		6.47	0.97	0	2	2	1	1						7.44
3	SeStW2+SeStM1		7.21	0.69	0	0	1	1	1						7.90
4	CuLi4		5.45	0.48	2	0	1	1	1						5.93
5	DSp3		5.25	-0.56	1	-2	-1	-1	-1						4.69
6	OFTW2+OFTM2		5.34	-0.48	0	-1	0	-1	-1						4.86
7	ChSp1		1.10	0.83	1	1	1	1	1						1.93
8	ChSt1		1.10	1.11	1	2	1	0	2						2.21
9	ChTw1		1.10	0.83	0	0	2	1	2						1.93
			43.92												49.71
Program Components				Factor											
Composition				2.00	5.75	6.25	6.25	6.50	6.00					6.17	
Presentation				2.00	5.75	5.75	6.50	6.25	6.00					6.00	
Skating Skills				2.00	5.50	5.75	6.00	6.00	5.75					5.83	
Judges Total Program Component Score (factored)											36.00				
Deductions:				Extended lifts -1.00							-1.00				
				Music requirements violation (1 of 6)											
Rank	Name	Nation	Starting Number	Total Segment Score	Total Element Score	Total Program Component Score (factored)						Total Deductions			
16	Lucy HANCOCK / Ilias FOURATI	HUN	7	84.47	48.97	37.50						-2.00			
#	Executed Elements	Info	Base Value	GOE	J1	J2	J3	J4	J5	J6	J7	J8	J9	Ref.	Scores of Panel
1	CiStW1+CiStM1		6.96	1.04	1	1	1	1	1						8.00
2	SILi3		4.70	0.32	1	0	0	2	1						5.02
3	SyTwW4+SyTwM4		6.84	1.46	2	2	2	1	2						8.30
4	RoLi4+StaLi3		10.15	1.92	2	1	2	2	2						12.07
5			0.00	0.00	-	-	-	-	-						0.00
6	ChSt1		1.10	0.55	1	2	0	0	1						1.65
7	OFTW2+OFTM3		5.72	0.00	1	0	0	0	0						5.72
8	DSp4		6.00	0.56	1	1	1	1	1						6.56
9	ChSp1		1.10	0.55	1	0	0	1	1						1.65
			42.57												48.97
Program Components				Factor											
Composition				2.00	6.50	6.75	6.00	6.25	6.25					6.33	
Presentation				2.00	6.25	6.25	6.00	6.25	6.25					6.25	
Skating Skills				2.00	6.25	5.75	6.25	6.50	6.00					6.17	
Judges Total Program Component Score (factored)											37.50				
Deductions:				Time violation -1.00							-1.00				
				Falls -1.00 (1)							-2.00				

JUDGES DETAILS PER SKATER ICE DANCE SENIOR FREE DANCE

Rank	Name	Nation	Starting Number	Total Segment Score	Total Element Score	Total Program Component Score (factored)						Total Deductions				
17	Samantha RITTER / Daniel BRYKALOV	AZE	2	82.52	49.36	33.16						0.00				
#	Executed Elements	Info	Base Value	GOE	J1	J2	J3	J4	J5	J6	J7	J8	J9	Ref.	Scores of Panel	
1	RoLi4		5.45	0.64	1	2	1	2	1						6.09	
2	DSP4		6.00	0.75	1	1	2	2	1						6.75	
3	SyTwW3+SyTwM4		6.47	0.24	1	1	1	-1	-1						6.71	
4	CuLi4+CuLi4		10.90	1.60	2	2	2	1	1						12.50	
5	SeStW2+SeStM2		7.46	0.35	0	0	1	1	0						7.81	
6	ChSp1		1.10	0.28	0	0	1	1	0						1.38	
7	OFTW1+OFTM2		5.09	0.00	0	0	1	0	0						5.09	
8	ChSt1		1.10	0.00	1	-1	0	0	0						1.10	
9	ChLi1		1.10	0.83	0	1	1	1	2						1.93	
			44.67												49.36	
Program Components			Factor													
Composition			2.00	5.25	5.75	5.75	5.75	5.25							5.58	
Presentation			2.00	5.25	5.00	6.00	6.00	5.25							5.50	
Skating Skills			2.00	5.50	6.25	5.50	5.50	5.00							5.50	
Judges Total Program Component Score (factored)																33.16
Deductions:															0.00	
Music requirements violation			(1 of 6)													
Rank	Name	Nation	Starting Number	Total Segment Score	Total Element Score	Total Program Component Score (factored)						Total Deductions				
18	Chelsea VERHAEGH / Sherim van GEFFEN	NED	3	77.68	46.02	32.66						-1.00				
#	Executed Elements	Info	Base Value	GOE	J1	J2	J3	J4	J5	J6	J7	J8	J9	Ref.	Scores of Panel	
1	DSP2		4.50	0.37	1	-1	1	1	0						4.87	
2	DiStW1+DiStM2		7.21	0.00	0	0	0	0	0						7.21	
3	SyTwW4+SyTwM4		6.84	0.00	0	0	1	0	-1						6.84	
4	StaLi4	>	5.45	0.00	0	0	0	1	0						5.45	
5	OFTW2+OFTM2		5.34	0.00	0	-1	0	0	0						5.34	
6	ChSp1		1.10	0.00	0	0	0	0	1						1.10	
7	ChAJ1		1.10	0.28	0	1	1	0	0						1.38	
8	CuLi4+RoLi4		10.90	1.28	1	0	2	2	1						12.18	
9	ChLi1		1.10	0.55	1	0	0	1	1						1.65	
			43.54												46.02	
Program Components			Factor													
Composition			2.00	5.25	5.75	5.75	5.50	5.25							5.50	
Presentation			2.00	5.00	5.50	5.50	5.50	5.50							5.50	
Skating Skills			2.00	5.25	5.25	5.50	5.50	5.00							5.33	
Judges Total Program Component Score (factored)																32.66
Deductions:															-1.00	
Extended lifts			-1.00													

JUDGES DETAILS PER SKATER ICE DANCE SENIOR FREE DANCE

Rank	Name	Nation	Starting Number	Total Segment Score	Total Element Score	Total Program Component Score (factored)						Total Deductions				
19	Emma KIVIOJA / Erik PELLNOR	SWE	4	72.09	42.25	31.84						-2.00				
#	Executed Elements	Info	Base Value	GOE	J1	J2	J3	J4	J5	J6	J7	J8	J9	Ref.	Scores of Panel	
1	SyTwW3+SyTwM3		6.10	1.21	1	2	2	2	1						7.31	
2	ChAJ1		1.10	0.00	0	0	0	0	-1						1.10	
3	DiStW2+DiStM3		7.83	0.69	0	0	1	1	1						8.52	
4	OFTW1+OFTM2		5.09	0.00	1	-1	0	-1	1						5.09	
5	StaLi3		4.70	0.16	0	-1	0	1	1						4.86	
6	DSp2		4.50	0.37	0	0	1	1	1						4.87	
7	SILi3+RoLi3		9.40	0.00	0	-1	1	0	0						9.40	
8	ChSt1		1.10	0.00	0	-1	0	0	1						1.10	
			39.82												42.25	
Program Components				Factor												
Composition				2.00	5.50	5.25	5.00	5.75	5.75							5.50
Presentation				2.00	5.25	4.25	5.00	5.25	5.50							5.17
Skating Skills				2.00	5.25	5.00	4.75	5.50	5.75							5.25
Judges Total Program Component Score (factored)															31.84	
Deductions:				Falls	-2.00 (2)											-2.00

Rank	Name	Nation	Starting Number	Total Segment Score	Total Element Score	Total Program Component Score (factored)						Total Deductions				
20	Elisabetta INCARDONA / Rafael Marc Drozd MUSIL	DEN	1	63.88	35.72	29.16						-1.00				
#	Executed Elements	Info	Base Value	GOE	J1	J2	J3	J4	J5	J6	J7	J8	J9	Ref.	Scores of Panel	
1	OFTW1+OFTM1		4.84	0.00	0	-2	0	0	0						4.84	
2	MiStW1+MiStM2		7.21	-1.04	-1	-1	-1	-1	-1						6.17	
3	ChSt1		1.10	0.00	0	0	0	0	1						1.10	
4	DSp2		4.50	-0.19	0	-1	-1	0	0						4.31	
5	SILi4		5.45	0.32	1	0	1	1	0						5.77	
6	ChAJ1		1.10	0.00	0	0	0	0	0						1.10	
7	CuLi2		3.95	0.00	0	0	0	0	0						3.95	
8	SyTwW1+SyTwM1		4.84	-1.94	-3	-4	-2	-2	-3						2.90	
9	ChSt1		1.10	-0.22	0	-1	-1	-1	-1						0.88	
10	RoLi3	>	4.70	0.00	0	0	0	0	0						4.70	
			38.79												35.72	
Program Components				Factor												
Composition				2.00	5.25	5.00	4.50	5.00	5.00							5.00
Presentation				2.00	5.00	4.75	4.75	4.75	5.00							4.83
Skating Skills				2.00	5.00	4.50	4.75	4.75	4.75							4.75
Judges Total Program Component Score (factored)															29.16	
Deductions:				Extended lifts	-1.00											-1.00

Legend:							
#	Sequence number	GOE	Grade of Execution	Jx	Judges (x=1-9)	Ref.	Referee
*	Invalid element	!	Element does not fulfill all requirements	>	Extended Dance Lift		

RESULTS

ICE DANCE SENIOR RHYTHM DANCE

Pl.	Name	Nation	Total Segment Score
1	Yuka ORIHARA / Juho PIRINEN	FIN	73.76
2	Natacha LAGOUGE / Arnaud CAFFA	FRA	69.60
3	Marie DUPAYAGE / Thomas NABAIS	FRA	69.03
4	Anna SIMOVA / Kirill AKSENOV	SVK	67.42
5	Maria Sofia PUCHEROVA / Nikita LYSAK	SVK	65.94
6	Victoria MANNI / Carlo ROETHLISBERGER	ITA	64.83
7	Zoe LARSON / Andrii KAPRAN	UKR	64.50
8	Olivia OLIVER / Filip BOJANOWSKI	POL	60.87
9	Leia DOZZI / Pietro PAPETTI	ITA	60.75
10	Hanna JAKUCS / Alessio GALLI	NED	60.74
11	Anastasia POLIBINA / Pavel GOLOVISHNIKOV	POL	58.91
12	Adrienne CARHART / Oleksandr KOLOSOVSKYI	AZE	58.90
13	Charise MATTHAEI / Max LIEBERS	GER	57.87
14	Lucy HANCOCK / Ilias FOURATI	HUN	55.60
15	Karla Maria KARL / Kai HOFERICHTER	GER	54.18
16	Olivia Josephine SHILLING / Leo BAETEN	BEL	53.50
17	Emma KIVIOJA / Erik PELLNOR	SWE	51.10
18	Chelsea VERHAEGH / Sherim van GEFFEN	NED	50.91
19	Samantha RITTER / Daniel BRYKALOV	AZE	45.60
20	Elisabetta INCARDONA / Rafael Marc Drozd MUSIL	DEN	45.39

Mr. Csaba BALINT, ISU
Referee

Ms. Halina GORDON POLTORAK, ISU
Technical Controller

JUDGES DETAILS PER SKATER

ICE DANCE SENIOR RHYTHM DANCE

Rank	Name	Nation	Starting Number	Total Segment Score	Total Element Score	Total Program Component Score (factored)						Total Deductions			
1	Yuka ORIHARA / Juho PIRINEN	FIN	9	73.76	42.84	30.92						0.00			
#	Executed Elements	Info	Base Value	GOE	J1	J2	J3	J4	J5	J6	J7	J8	J9	Ref.	Scores of Panel
1	SqTwW4+SqTwM3		6.97	1.07	1	1	2	1	2						8.04
2	DiStW3+DiStM2		7.83	3.14	3	3	2	3	3						10.97
3	StLi4		5.45	1.44	3	2	3	3	3						6.89
4	PSt3		8.70	2.24	2	2	2	2	2						10.94
5	ChRS1		2.00	4.00	2	4	2	3	3						6.00
			30.95											42.84	
Program Components				Factor											
Composition				1.33	8.00	8.75	7.50	7.50	7.75						7.75
Presentation				1.33	7.75	8.50	7.50	8.00	7.75						7.83
Skating Skills				1.33	7.75	7.75	7.25	7.75	7.50						7.67
Judges Total Program Component Score (factored)															30.92
Deductions:															0.00

Rank	Name	Nation	Starting Number	Total Segment Score	Total Element Score	Total Program Component Score (factored)						Total Deductions			
2	Natacha LAGOUGE / Arnaud CAFFA	FRA	1	69.60	40.11	29.49						0.00			
#	Executed Elements	Info	Base Value	GOE	J1	J2	J3	J4	J5	J6	J7	J8	J9	Ref.	Scores of Panel
1	SqTwW4+SqTwM4		7.34	2.13	3	3	3	2	2						9.47
2	MiStW2+MiStM2		7.46	2.08	2	2	2	2	3						9.54
3	StLi4		5.45	0.96	2	3	2	2	2						6.41
4	PSt2		7.95	2.24	2	2	2	1	2						10.19
5	ChRS1		2.00	2.50	1	2	2	2	1						4.50
			30.20											40.11	
Program Components				Factor											
Composition				1.33	7.25	7.75	7.50	7.25	7.25						7.33
Presentation				1.33	7.25	7.25	7.50	7.50	7.50						7.42
Skating Skills				1.33	7.50	7.50	7.25	7.50	7.00						7.42
Judges Total Program Component Score (factored)															29.49
Deductions:															0.00

Rank	Name	Nation	Starting Number	Total Segment Score	Total Element Score	Total Program Component Score (factored)						Total Deductions			
3	Marie DUPAYAGE / Thomas NABAIS	FRA	4	69.03	39.10	29.93						0.00			
#	Executed Elements	Info	Base Value	GOE	J1	J2	J3	J4	J5	J6	J7	J8	J9	Ref.	Scores of Panel
1	SqTwW3+SqTwM4		6.97	0.27	0	0	2	-1	1						7.24
2	ChRS1		2.00	3.00	2	2	3	1	2						5.00
3	StLi4		5.45	1.12	2	3	3	2	2						6.57
4	PSt1		7.45	1.87	1	2	2	1	2						9.32
5	MiStW3+MiStM2		7.83	3.14	2	3	3	3	3						10.97
			29.70											39.10	
Program Components				Factor											
Composition				1.33	7.50	7.50	7.50	7.25	7.25						7.42
Presentation				1.33	7.50	7.75	7.75	7.25	7.50						7.58
Skating Skills				1.33	7.50	7.50	7.50	7.50	7.00						7.50
Judges Total Program Component Score (factored)															29.93
Deductions:															0.00

JUDGES DETAILS PER SKATER

ICE DANCE SENIOR RHYTHM DANCE

Rank	Name	Nation	Starting Number	Total Segment Score	Total Element Score	Total Program Component Score (factored)						Total Deductions			
4	Anna SIMOVA / Kirill AKSENOV	SVK	2	67.42	40.48	26.94						0.00			
#	Executed Elements	Info	Base Value	GOE	J1	J2	J3	J4	J5	J6	J7	J8	J9	Ref.	Scores of Panel
1	SqTwW4+SqTwM4		7.34	1.60	2	2	2	2	2						8.94
2	ChRS1		2.00	3.00	2	2	2	2	2						5.00
3	PSt4		9.45	1.87	1	2	2	2	1						11.32
4	MiStW1+MiStM2		7.21	2.08	2	1	2	3	2						9.29
5	RoLi4		5.45	0.48	1	0	1	1	2						5.93
			31.45											40.48	
Program Components			Factor												
Composition			1.33	6.75	7.25	6.50	6.75	6.50							6.67
Presentation			1.33	6.75	7.50	6.75	7.25	6.50							6.92
Skating Skills			1.33	6.50	7.25	6.25	6.75	6.75							6.67
Judges Total Program Component Score (factored)													26.94		
Deductions:															0.00

Rank	Name	Nation	Starting Number	Total Segment Score	Total Element Score	Total Program Component Score (factored)						Total Deductions			
5	Maria Sofia PUCHEROVA / Nikita LYSAK	SVK	13	65.94	38.01	27.93						0.00			
#	Executed Elements	Info	Base Value	GOE	J1	J2	J3	J4	J5	J6	J7	J8	J9	Ref.	Scores of Panel
1	DiStW2+DiStM2		7.46	2.43	3	2	3	2	2						9.89
2	SqTwW4+SqTwM4		7.34	0.80	1	1	1	1	2						8.14
3	PSt2		7.95	1.87	2	2	2	1	1						9.82
4	ChRS1		2.00	2.50	1	2	2	1	2						4.50
5	RoLi3		4.70	0.96	2	2	2	3	2						5.66
			29.45											38.01	
Program Components			Factor												
Composition			1.33	6.75	7.25	7.00	7.00	7.00							7.00
Presentation			1.33	7.00	7.50	7.00	7.25	7.25							7.17
Skating Skills			1.33	7.00	7.25	6.50	6.75	6.75							6.83
Judges Total Program Component Score (factored)													27.93		
Deductions:															0.00

Rank	Name	Nation	Starting Number	Total Segment Score	Total Element Score	Total Program Component Score (factored)						Total Deductions			
6	Victoria MANNI / Carlo ROETHLISBERGER	ITA	8	64.83	36.68	28.15						0.00			
#	Executed Elements	Info	Base Value	GOE	J1	J2	J3	J4	J5	J6	J7	J8	J9	Ref.	Scores of Panel
1	DiStW2+DiStM1		7.21	2.08	2	3	2	2	2						9.29
2	SqTwW4+SqTwM4		7.34	1.07	0	2	2	1	1						8.41
3	PSt2		7.95	1.12	1	2	1	1	1						9.07
4	ChRS1		2.00	1.50	1	2	1	1	1						3.50
5	RoLi4		5.45	0.96	2	3	2	2	2						6.41
			29.95											36.68	
Program Components			Factor												
Composition			1.33	7.00	7.75	7.00	7.00	7.25							7.08
Presentation			1.33	7.00	7.50	7.00	7.25	7.00							7.08
Skating Skills			1.33	7.25	7.50	6.75	7.00	6.75							7.00
Judges Total Program Component Score (factored)													28.15		
Deductions:															0.00

JUDGES DETAILS PER SKATER

ICE DANCE SENIOR RHYTHM DANCE

Rank	Name	Nation	Starting Number	Total Segment Score	Total Element Score	Total Program Component Score (factored)						Total Deductions			
7	Zoe LARSON / Andrii KAPRAN	UKR	14	64.50	37.57	26.93						0.00			
#	Executed Elements	Info	Base Value	GOE	J1	J2	J3	J4	J5	J6	J7	J8	J9	Ref.	Scores of Panel
1	MiStW3+MiStM3		8.20	2.08	2	0	3	2	2						10.28
2	SqTwW3+SqTwM3		6.60	0.80	1	0	1	1	1						7.40
3	PSt3		8.70	1.12	1	0	1	2	1						9.82
4	ChRS1		2.00	1.50	1	0	1	1	2						3.50
5	RoLi4		5.45	1.12	3	1	2	3	2						6.57
			30.95												37.57
Program Components			Factor												
Composition			1.33	6.75	5.75	6.75	6.75	6.75	6.75					6.75	
Presentation			1.33	7.25	6.25	6.75	7.00	7.00					6.92		
Skating Skills			1.33	7.00	5.50	6.75	6.50	6.50					6.58		
Judges Total Program Component Score (factored)														26.93	
Deductions:															0.00

Rank	Name	Nation	Starting Number	Total Segment Score	Total Element Score	Total Program Component Score (factored)						Total Deductions			
8	Olivia OLIVER / Filip BOJANOWSKI	POL	20	60.87	35.70	25.17						0.00			
#	Executed Elements	Info	Base Value	GOE	J1	J2	J3	J4	J5	J6	J7	J8	J9	Ref.	Scores of Panel
1	ChRS1		2.00	1.50	1	0	1	1	1						3.50
2	PSt2		7.95	1.49	1	0	1	2	2						9.44
3	SiLi4		5.45	0.48	1	0	2	1	1						5.93
4	MiStW1+MiStM1		6.96	1.73	2	0	2	1	2						8.69
5	SqTwW4+SqTwM4		7.34	0.80	1	1	1	1	1						8.14
			29.70												35.70
Program Components			Factor												
Composition			1.33	6.25	6.00	6.50	6.50	6.25					6.33		
Presentation			1.33	6.50	5.75	6.50	6.75	6.25					6.42		
Skating Skills			1.33	6.25	5.75	6.25	6.50	6.00					6.17		
Judges Total Program Component Score (factored)														25.17	
Deductions:															0.00

Rank	Name	Nation	Starting Number	Total Segment Score	Total Element Score	Total Program Component Score (factored)						Total Deductions			
9	Leia DOZZI / Pietro PAPETTI	ITA	12	60.75	35.03	25.72						0.00			
#	Executed Elements	Info	Base Value	GOE	J1	J2	J3	J4	J5	J6	J7	J8	J9	Ref.	Scores of Panel
1	SqTwW3+SqTwM4		6.97	1.33	2	2	1	2	1						8.30
2	PSt1		7.45	1.12	1	2	1	1	1						8.57
3	RoLi4		5.45	0.96	2	2	1	2	2						6.41
4	MiStW1+MiStM2		7.21	1.04	1	2	0	1	1						8.25
5	ChRS1		2.00	1.50	1	2	0	1	1						3.50
			29.08												35.03
Program Components			Factor												
Composition			1.33	6.75	7.50	6.25	6.25	6.50					6.50		
Presentation			1.33	6.50	7.25	6.50	6.50	6.25					6.50		
Skating Skills			1.33	6.75	7.25	6.00	6.00	6.25					6.33		
Judges Total Program Component Score (factored)														25.72	
Deductions:															0.00

JUDGES DETAILS PER SKATER

ICE DANCE SENIOR RHYTHM DANCE

Rank	Name	Nation	Starting Number	Total Segment Score	Total Element Score	Total Program Component Score (factored)						Total Deductions			
10	Hanna JAKUCS / Alessio GALLI	NED	7	60.74	36.36	24.38						0.00			
#	Executed Elements	Info	Base Value	GOE	J1	J2	J3	J4	J5	J6	J7	J8	J9	Ref.	Scores of Panel
1	SqTwW4+SqTwM4		7.34	0.80	1	1	1	1	1						8.14
2	ChRS1		2.00	1.50	1	1	1	1	2						3.50
3	PSt2		7.95	1.12	1	1	1	2	1						9.07
4	MiStW3+MiStM3		8.20	1.04	1	0	1	1	1						9.24
5	CuLi4		5.45	0.96	2	2	2	2	2						6.41
			30.94											36.36	
Program Components			Factor												
Composition			1.33	5.50	6.25	6.25	6.50	6.25							6.25
Presentation			1.33	5.50	5.75	6.25	6.75	6.25							6.08
Skating Skills			1.33	5.25	6.00	6.00	6.75	6.00							6.00
Judges Total Program Component Score (factored)													24.38		
Deductions:															0.00
Violation of choreo restrictions				(1 of 6)											

Rank	Name	Nation	Starting Number	Total Segment Score	Total Element Score	Total Program Component Score (factored)						Total Deductions			
11	Anastasia POLIBINA / Pavel GOLOVISHNIKOV	POL	5	58.91	34.86	24.05						0.00			
#	Executed Elements	Info	Base Value	GOE	J1	J2	J3	J4	J5	J6	J7	J8	J9	Ref.	Scores of Panel
1	SqTwW4+SqTwM4		7.34	0.80	-1	0	1	2	2						8.14
2	MiStW3+MiStM2		7.83	0.35	0	0	0	1	1						8.18
3	PSt3		8.70	0.75	1	0	0	1	1						9.45
4	ChRS1		2.00	1.00	1	0	0	1	1						3.00
5	SILi4		5.45	0.64	1	1	1	2	2						6.09
			31.32											34.86	
Program Components			Factor												
Composition			1.33	5.50	6.00	6.25	6.25	6.50							6.17
Presentation			1.33	5.75	5.75	6.25	6.50	6.25							6.08
Skating Skills			1.33	5.50	5.25	6.00	6.50	6.00							5.83
Judges Total Program Component Score (factored)													24.05		
Deductions:															0.00

Rank	Name	Nation	Starting Number	Total Segment Score	Total Element Score	Total Program Component Score (factored)						Total Deductions			
12	Adrienne CARHART / Oleksandr KOLOSOVSKYI	AZE	11	58.90	34.19	24.71						0.00			
#	Executed Elements	Info	Base Value	GOE	J1	J2	J3	J4	J5	J6	J7	J8	J9	Ref.	Scores of Panel
1	SqTwW4+SqTwM4		7.34	1.07	1	1	2	2	1						8.41
2	MiStW2+MiStM2		7.46	1.73	2	0	1	2	2						9.19
3	ChRS1		2.00	0.50	1	0	0	0	1						2.50
4	PSt2		7.95	1.12	1	0	1	1	1						9.07
5	SILi3		4.70	0.32	2	0	1	0	1						5.02
			29.45											34.19	
Program Components			Factor												
Composition			1.33	6.25	6.00	6.25	6.25	6.25							6.25
Presentation			1.33	6.25	6.00	6.25	6.25	6.50							6.25
Skating Skills			1.33	6.25	5.75	6.00	6.75	6.00							6.08
Judges Total Program Component Score (factored)													24.71		
Deductions:															0.00

JUDGES DETAILS PER SKATER ICE DANCE SENIOR RHYTHM DANCE

Rank	Name	Nation	Starting Number	Total Segment Score	Total Element Score	Total Program Component Score (factored)						Total Deductions				
13	Charise MATTHAEI / Max LIEBERS	GER	15	57.87	32.28	25.59						0.00				
#	Executed Elements	Info	Base Value	GOE	J1	J2	J3	J4	J5	J6	J7	J8	J9	Ref.	Scores of Panel	
1	SqTwW4+SqTwM4		7.34	0.53	1	1	0	0	1						7.87	
2	ChRS1		2.00	2.00	2	2	0	1	1						4.00	
3	PSt2		7.95	1.49	2	2	0	1	1						9.44	
4	CuLi1		3.20	-0.48	1	-1	-1	-1	-1						2.72	
5	MiStW1+MiStM2		7.21	1.04	2	1	0	1	1						8.25	
			27.70												32.28	
Program Components				Factor												
Composition				1.33	6.75	7.00	6.50	6.50	6.50							6.58
Presentation				1.33	6.75	6.50	6.25	6.00	6.25							6.33
Skating Skills				1.33	6.50	6.50	6.25	6.25	6.25							6.33
Judges Total Program Component Score (factored)																25.59
Deductions:															0.00	

Rank	Name	Nation	Starting Number	Total Segment Score	Total Element Score	Total Program Component Score (factored)						Total Deductions				
14	Lucy HANCOCK / Ilias FOURATI	HUN	6	55.60	33.21	23.39						-1.00				
#	Executed Elements	Info	Base Value	GOE	J1	J2	J3	J4	J5	J6	J7	J8	J9	Ref.	Scores of Panel	
1	RoLi4		5.45	0.48	2	1	1	1	1						5.93	
2	PSt3		8.70	1.12	1	1	1	0	1						9.82	
3	SqTwW3+SqTwM4		6.97	0.53	2	0	1	1	0						7.50	
4	MiStW2+MiStM2		7.46	0.00	1	0	0	0	0						7.46	
5	ChRS1		2.00	0.50	0	0	1	0	1						2.50	
			30.58												33.21	
Program Components				Factor												
Composition				1.33	6.25	5.75	6.00	5.75	6.00							5.92
Presentation				1.33	6.00	5.50	6.25	5.50	5.75							5.75
Skating Skills				1.33	6.00	5.25	6.25	6.00	5.75							5.92
Judges Total Program Component Score (factored)																23.39
Deductions: Time violation															-1.00	

Rank	Name	Nation	Starting Number	Total Segment Score	Total Element Score	Total Program Component Score (factored)						Total Deductions				
15	Karla Maria KARL / Kai HOFERICHTER	GER	10	54.18	30.57	23.61						0.00				
#	Executed Elements	Info	Base Value	GOE	J1	J2	J3	J4	J5	J6	J7	J8	J9	Ref.	Scores of Panel	
1	PSt2		7.95	-0.37	0	-1	-1	0	0						7.58	
2	SqTwW4+SqTwM4		7.34	0.00	0	0	0	-1	0						7.34	
3	MiStW1+MiStM2		7.21	0.35	0	0	0	1	1						7.56	
4	ChRS1		2.00	0.00	0	0	0	0	0						2.00	
5	RoLi4		5.45	0.64	2	0	1	2	1						6.09	
			29.95												30.57	
Program Components				Factor												
Composition				1.33	6.25	6.25	6.25	5.75	6.00							6.17
Presentation				1.33	5.75	5.50	6.00	5.75	5.75							5.75
Skating Skills				1.33	5.75	5.75	5.75	6.00	6.00							5.83
Judges Total Program Component Score (factored)																23.61
Deductions:															0.00	

JUDGES DETAILS PER SKATER

ICE DANCE SENIOR RHYTHM DANCE

Rank	Name	Nation	Starting Number	Total Segment Score	Total Element Score	Total Program Component Score (factored)						Total Deductions				
16	Olivia Josephine SHILLING / Leo BAETEN	BEL	18	53.50	31.56	22.94						-1.00				
#	Executed Elements	Info	Base Value	GOE	J1	J2	J3	J4	J5	J6	J7	J8	J9	Ref.	Scores of Panel	
1	ChRS1		2.00	1.50	1	1	0	2	1						3.50	
2	SqTwW4+SqTwM3		6.97	1.07	2	1	1	1	2						8.04	
3	PSt3		8.70	0.75	1	0	0	1	1						9.45	
4	MiStW2+MiStM2	F	7.46	-3.14	-3	-3	-3	-3	-3						4.32	
5	RoLi4		5.45	0.80	2	1	1	2	2						6.25	
			30.58												31.56	
Program Components				Factor												
Composition				1.33	5.50	6.00	5.50	6.25	6.00							5.83
Presentation				1.33	5.50	5.50	6.00	6.25	5.75							5.75
Skating Skills				1.33	5.50	5.75	5.50	6.25	5.75							5.67
Judges Total Program Component Score (factored)																22.94
Deductions:		Falls											-1.00 (1)	-1.00		

Rank	Name	Nation	Starting Number	Total Segment Score	Total Element Score	Total Program Component Score (factored)						Total Deductions				
17	Emma KIVIOJA / Erik PELLNOR	SWE	16	51.10	30.16	20.94						0.00				
#	Executed Elements	Info	Base Value	GOE	J1	J2	J3	J4	J5	J6	J7	J8	J9	Ref.	Scores of Panel	
1	CuLi4		5.45	0.16	0	0	0	1	1						5.61	
2	PSt2		7.95	-2.24	-1	-2	-2	-2	-2						5.71	
3	SqTwW4+SqTwM4		7.34	1.60	2	2	2	2	1						8.94	
4	DiStW2+DiStM1		7.21	0.69	1	-1	0	1	1						7.90	
5	ChRS1		2.00	0.00	0	0	-1	0	1						2.00	
			29.95												30.16	
Program Components				Factor												
Composition				1.33	5.50	5.00	5.25	5.50	5.25							5.33
Presentation				1.33	5.50	4.75	5.25	5.50	5.25							5.33
Skating Skills				1.33	5.75	4.50	5.00	5.25	5.00							5.08
Judges Total Program Component Score (factored)																20.94
Deductions:															0.00	

Rank	Name	Nation	Starting Number	Total Segment Score	Total Element Score	Total Program Component Score (factored)						Total Deductions				
18	Chelsea VERHAEGH / Sherim van GEFFEN	NED	3	50.91	29.96	20.95						0.00				
#	Executed Elements	Info	Base Value	GOE	J1	J2	J3	J4	J5	J6	J7	J8	J9	Ref.	Scores of Panel	
1	SqTwW2+SqTwM4		6.59	0.53	-1	1	1	0	1						7.12	
2	PSt2		7.95	0.00	0	0	0	0	0						7.95	
3	SILi4		5.45	0.48	1	2	1	1	1						5.93	
4	MiStW1+MiStM1		6.96	0.00	0	0	0	0	0						6.96	
5	ChRS1		2.00	0.00	0	-1	0	0	0						2.00	
			28.95												29.96	
Program Components				Factor												
Composition				1.33	5.25	5.50	5.50	5.50	5.25							5.42
Presentation				1.33	5.00	5.00	5.50	5.25	5.00							5.08
Skating Skills				1.33	5.00	5.25	5.25	5.50	5.25							5.25
Judges Total Program Component Score (factored)																20.95
Deductions:															0.00	

JUDGES DETAILS PER SKATER

ICE DANCE SENIOR RHYTHM DANCE

Rank	Name	Nation	Starting Number	Total Segment Score	Total Element Score	Total Program Component Score (factored)						Total Deductions				
19	Samantha RITTER / Daniel BRYKALOV	AZE	17	45.60	24.32	21.28						0.00				
#	Executed Elements	Info	Base Value	GOE	J1	J2	J3	J4	J5	J6	J7	J8	J9	Ref.	Scores of Panel	
1	PStB		5.00	-0.25	0	0	-1	0	-1						4.75	
2	ChRS1	!	2.00	-0.40	-1	-1	-1	-2	0						1.60	
3	MiStW2+MiStM2		7.46	0.00	1	0	0	0	0						7.46	
4	SqTwW1+SqTwM4		6.34	-1.60	-2	-2	-2	-2	-2						4.74	
5	CuLi4		5.45	0.32	1	0	0	1	1						5.77	
			26.25												24.32	
Program Components			Factor													
Composition			1.33	5.50	5.75	5.00	5.25	5.25							5.33	
Presentation			1.33	5.50	5.25	5.25	5.00	5.00							5.25	
Skating Skills			1.33	5.75	5.50	4.75	5.50	5.25							5.42	
Judges Total Program Component Score (factored)																21.28
Deductions:															0.00	

Rank	Name	Nation	Starting Number	Total Segment Score	Total Element Score	Total Program Component Score (factored)						Total Deductions				
20	Elisabetta INCARDONA / Rafael Marc Drozd MUSIL	DEN	19	45.39	24.88	20.51						0.00				
#	Executed Elements	Info	Base Value	GOE	J1	J2	J3	J4	J5	J6	J7	J8	J9	Ref.	Scores of Panel	
1	ChRS1		2.00	0.00	0	0	-1	0	0						2.00	
2	SqTwW2+SqTwM3		6.22	0.00	0	0	0	-1	0						6.22	
3	PStB		5.00	-0.25	0	0	-1	0	-1						4.75	
4	MiStW1+MiStM2		7.21	0.00	1	0	-1	0	0						7.21	
5	RoLi3		4.70	0.00	0	-1	0	0	1						4.70	
			25.13												24.88	
Program Components			Factor													
Composition			1.33	5.50	5.25	5.25	5.00	5.25							5.25	
Presentation			1.33	5.25	5.25	5.00	5.00	5.25							5.17	
Skating Skills			1.33	5.25	5.00	5.00	5.00	5.00							5.00	
Judges Total Program Component Score (factored)																20.51
Deductions:															0.00	

Legend:							
#	Sequence number	GOE	Grade of Execution	Jx	Judges (x=1-9)	Ref.	Referee
!	Element does not fulfill all requirements	F	Fall				

ICE DANCE JUNIOR

Palaghiaccio Mezzaluna	21 OCT 2023	12:00	Rhythm Dance
	22 OCT 2023	8:30	Free Dance

Size of Skating Arena:	30m*60m
Ice Conditions:	very good
Number of Entries:	17
Number of Participants:	17

Entry Withdrawn:

Rhythm Dance		
Duration:	2:50 +/- 10 seconds	
Segment Factor:	1.00	
Program Component Factors:	Composition	1.33
	Presentation	1.33
	Skating Skills	1.33

Free Dance		
Duration:	3:30 +/- 10 seconds	
Segment Factor:	1.00	
Program Component Factors:	Composition	2.00
	Presentation	2.00
	Skating Skills	2.00

CALCULATION SETUP VERIFICATION FOR REFEREE

Category Ice Dance Junior

Event parameter

Software Version	1.7.2.0	Competition Type	International Competition
Elm Xml Version	2324.0	Calculation	ISU Judging System
Sys Elm Xml Version	0	Trimmed Mean	Starts With 5 Judges
		Verification Rules Season	2023-2024

Category parameter


Category type	Ice Dance	Level	Junior
Gender	Mixed		

Segment Rhythm Dance

General segment factor	1.00	checksum element table:	40395a4e7cba2d9e0eb8caa49bc3d11e	
Credit for highlight distribution	1.00	Program time	2:50 +/- 10 sec.	
		Start time 2nd half of program	0:00	
		Verification Rules	ISU Rules	
Program components:	Factor	Deductions:	Entered By	Values
General component factor	1.00	1: Costume/Prop violation	Majority	0 -1
1: Composition	1.33	2: Time violation	Referee	0 -1 -2 -3 -4 -5 -6
2: Presentation	1.33	3: Illegal element/movement	Technical Panel	0 -2 -4 -6
3: Skating Skills	1.33	4: Interruption in excess	Referee	0 -1 -2 -3 -4 -5 -6
		5: Extra element	Technical Panel	0 -1 -2 -3 -4 -5 -6
		6:		
		7: Extended lifts	Referee	0 -1 -2 -3 -4 -5 -6
		8: Falls	Technical Panel	-1 per Fall
		9: Music requirements violation	Majority	0 -4
		10: Costume failure	Referee	0 -1
		11: Music tempo	Referee	0 -1
		12: Late start	Referee	0 -1
		13: Violation of choreo restrictions	Majority	0 -1
		14: Interruption with allowance	Referee	0 -5

Segment Free Dance

General segment factor	1.00	checksum element table:	18018d94b0447488e66bf73e7dde6a95	
Credit for highlight distribution	1.00	Program time	3:30 +/- 10 sec.	
		Start time 2nd half of program	0:00	
		Verification Rules	ISU Rules	
Program components:	Factor	Deductions:	Entered By	Values
General component factor	1.00	1: Costume/Prop violation	Majority	0 -1
1: Composition	2.00	2: Time violation	Referee	0 -1 -2 -3 -4 -5 -6
2: Presentation	2.00	3: Illegal element/movement	Technical Panel	0 -2 -4 -6
3: Skating Skills	2.00	4: Interruption in excess	Referee	0 -1 -2 -3 -4 -5 -6
		5: Extra element	Technical Panel	0 -1 -2 -3 -4 -5 -6
		6:		
		7: Extended lifts	Referee	0 -1 -2 -3 -4 -5 -6
		8: Falls	Technical Panel	-1 per Fall
		9: Music requirements violation	Majority	0 -4
		10: Costume failure	Referee	0 -1
		11: Music tempo	Referee	0 -1
		12: Late start	Referee	0 -1
		13: Violation of choreo restrictions	Majority	0 -1
		14: Interruption with allowance	Referee	0 -5



Mr. Massimo ORLANDINI

ENTRY LIST

ICE DANCE JUNIOR

Name(s)	Nation	
1 Sofiia BEZNOSIKOVA / Max LELEU	BEL	1
2 Natalie BLAASOVA / Filip BLAAS	CZE	2
3 Enna KESTI / Oskari LIEDENPOHJA	FIN	3
4 Hilda TAYLOR / Nolen HICKEY	FIN	3
5 Eva BERNARD / Amedeo BONETTO	FRA	4
6 Celina FRADJI / Jean-Hans FOURNEAUX	FRA	4
7 Lea HIENNE / Baptiste FERRAND	FRA	4
8 Lena MALIQUEO-REPOUX / Illia SYNELNIKOV	FRA	4
9 Alexia KRUK / Jan EISENHABER	GER	5
10 Martina LAVAZZA / Davide PETTIGIANI	ITA	6
11 Giulia Isabella PAOLINO / Andrea TUBA	ITA	6
12 Vittoria PETRACCHI / Daniel BASILE	ITA	6
13 Alice PIZZORNI / Massimiliano BUCCIARELLI	ITA	6
14 Alessia ROCCI / Andrea CAPUCI	ITA	6
15 Noemi Maria TALI / Noah LAFORNARA	ITA	6
16 Beatrice VENTURA / Stefano FRASCA	ITA	6
17 Sofiia DOVHAL / Wiktor KULESZA	POL	7



PANEL OF JUDGES ICE DANCE JUNIOR

Officials

Technical Controller	Ms. Halina GORDON POLTORAK	ISU
Technical Specialist	Mr. Tomas KIKA	ISU
Technical Specialist	Mr. Benjamin BLUM	ISU

Judges

Referee	Mr. Massimo ORLANDINI	ISU
Judge No. 1	Mr. Miroslav MISUREC	CZE
Judge No. 2	Ms. Valeria ROSA	ITA
Judge No. 3	Ms. Katarzyna SZAWAREJKO	POL
Judge No. 4	Ms. Olena LISOVA	UKR
Judge No. 5	Mr. Allan BOEHM	SVK

Data/Replay Operator

Data Operator	Ms. Sarah DONNELLY	ISU
Replay Operator	Ms. Flavia GRAGLIA	ISU





RESULTS
ICE DANCE JUNIOR

Pl. Name	Nation	Total Score	RD	FD
1 Celina FRADJI / Jean-Hans FOURNEAUX	FRA	156.36	2	1
2 Giulia Isabella PAOLINO / Andrea TUBA	ITA	155.51	1	3
3 Noemi Maria TALI / Noah LAFORNARA	ITA	153.32	3	2
4 Eva BERNARD / Amedeo BONETTO	FRA	147.19	4	4
5 Sofia DOVHAL / Wiktor KULESZA	POL	143.32	5	5
6 Alice PIZZORNI / Massimiliano BUCCIARELLI	ITA	138.55	6	7
7 Beatrice VENTURA / Stefano FRASCA	ITA	136.99	8	6
8 Sofia BEZNOSIKOVA / Max LELEU	BEL	131.08	9	8
9 Vittoria PETRACCHI / Daniel BASILE	ITA	121.73	7	11
10 Lea HIENNE / Baptiste FERRAND	FRA	120.60	11	9
11 Hilda TAYLOR / Nolen HICKEY	FIN	116.62	12	10
12 Natalie BLAASOVA / Filip BLAAS	CZE	115.95	10	12
13 Lena MALIQUEO-REPOUX / Illia SYNELNIKOV	FRA	110.00	13	13
14 Enna KESTI / Oskari LIEDENPOHJA	FIN	102.10	15	14
15 Alessia ROCCI / Andrea CAPUCI	ITA	93.05	16	15
16 Martina LAVAZZA / Davide PETTIGIANI	ITA	92.66	14	16
Withdrawn Alexia KRUK / Jan EISENHABER	GER		WD	

Mr. Massimo ORLANDINI, ISU
Referee

Ms. Halina GORDON POLTORAK, ISU
Technical Controller

Legend:

RD Rhythm Dance **FD** Free Dance **WD** Withdrawn **Pl.** Place



RESULTS**ICE DANCE JUNIOR FREE DANCE**

Pl.	Name	Nation	Total Segment Score
1	Celina FRADJI / Jean-Hans FOURNEAUX	FRA	95.82
2	Noemi Maria TALI / Noah LAFORNARA	ITA	94.40
3	Giulia Isabella PAOLINO / Andrea TUBA	ITA	92.52
4	Eva BERNARD / Amedeo BONETTO	FRA	88.34
5	Sofiia DOVHAL / Wiktor KULESZA	POL	85.34
6	Beatrice VENTURA / Stefano FRASCA	ITA	83.30
7	Alice PIZZORNI / Massimiliano BUCCIARELLI	ITA	82.65
8	Sofiia BEZNOSIKOVA / Max LELEU	BEL	79.58
9	Lea HIENNE / Baptiste FERRAND	FRA	73.11
10	Hilda TAYLOR / Nolen HICKEY	FIN	69.54
11	Vittoria PETRACCHI / Daniel BASILE	ITA	67.96
12	Natalie BLAASOVA / Filip BLAAS	CZE	66.96
13	Lena MALIQUEO-REPOUX / Illia SYNELNIKOV	FRA	64.05
14	Enna KESTI / Oskari LIEDENPOHJA	FIN	60.30
15	Alessia ROCCI / Andrea CAPUCI	ITA	54.46
16	Martina LAVAZZA / Davide PETTIGIANI	ITA	47.67

Mr. Massimo ORLANDINI, ISU
Referee

Ms. Halina GORDON POLTORAK, ISU
Technical Controller

JUDGES DETAILS PER SKATER ICE DANCE JUNIOR FREE DANCE

Rank	Name	Nation	Starting Number	Total Segment Score	Total Element Score	Total Program Component Score (factored)						Total Deductions			
1	Celina FRADJI / Jean-Hans FOURNEAUX	FRA	15	95.82	51.32	44.50						0.00			
#	Executed Elements	Info	Base Value	GOE	J1	J2	J3	J4	J5	J6	J7	J8	J9	Ref.	Scores of Panel
1	SyTwW4+SyTWM4		6.84	2.18	3	2	4	3	3						9.02
2	ChSp1		1.10	1.66	1	2	3	2	2						2.76
3	CiStW2+CiStM3		7.83	2.43	1	2	3	3	2						10.26
4	SILi4		5.45	1.12	2	2	3	3	1						6.57
5	ChSt1		1.10	1.94	2	2	4	3	2						3.04
6	OFTW3+OFTM2		5.72	0.97	1	1	3	2	1						6.69
7	RoLi3		4.70	0.96	2	2	2	2	2						5.66
8	DSP4		6.00	1.32	2	2	3	2	3						7.32
			38.74											51.32	
Program Components			Factor												
Composition			2.00	7.25	7.50	7.75	7.50	7.50							7.50
Presentation			2.00	7.00	7.25	7.75	7.50	7.75							7.50
Skating Skills			2.00	7.25	7.25	7.75	7.25	7.25							7.25
Judges Total Program Component Score (factored)															44.50
Deductions:															0.00

Rank	Name	Nation	Starting Number	Total Segment Score	Total Element Score	Total Program Component Score (factored)						Total Deductions			
2	Noemi Maria TALI / Noah LAFORNARA	ITA	14	94.40	50.74	43.66						0.00			
#	Executed Elements	Info	Base Value	GOE	J1	J2	J3	J4	J5	J6	J7	J8	J9	Ref.	Scores of Panel
1	ChAJ1		1.10	1.66	1	2	2	2	2						2.76
2	SyTwW3+SyTWM4		6.47	0.48	0	0	1	1	1						6.95
3	DSP4		6.00	1.13	1	2	2	2	2						7.13
4	DiStW3+DiStM3		8.20	2.08	1	2	2	2	2						10.28
5	CuLi4		5.45	0.96	2	2	2	2	2						6.41
6	OFTW3+OFTM3		6.10	1.46	2	2	2	2	3						7.56
7	RoLi4		5.45	1.44	2	3	3	3	3						6.89
8	ChSt1		1.10	1.66	2	2	2	2	2						2.76
			39.87											50.74	
Program Components			Factor												
Composition			2.00	6.75	7.25	7.25	7.25	7.25							7.25
Presentation			2.00	7.00	7.50	7.50	7.50	7.50							7.50
Skating Skills			2.00	7.00	7.00	7.25	7.00	7.50							7.08
Judges Total Program Component Score (factored)															43.66
Deductions:															0.00

Rank	Name	Nation	Starting Number	Total Segment Score	Total Element Score	Total Program Component Score (factored)						Total Deductions			
3	Giulia Isabella PAOLINO / Andrea TUBA	ITA	16	92.52	49.36	43.16						0.00			
#	Executed Elements	Info	Base Value	GOE	J1	J2	J3	J4	J5	J6	J7	J8	J9	Ref.	Scores of Panel
1	DSP4		6.00	1.13	1	2	2	2	2						7.13
2	DiStW3+DiStM3		8.20	2.08	2	2	2	2	2						10.28
3	SyTwW4+SyTWM4		6.84	1.46	2	2	2	2	2						8.30
4	SILi4		5.45	0.96	2	2	2	2	1						6.41
5	OFTW2+OFTM2		5.34	0.72	1	1	2	1	1						6.06
6	ChSt1		1.10	1.66	2	2	2	2	1						2.76
7	RoLi3		4.70	0.96	1	2	2	2	2						5.66
8	ChLi1		1.10	1.66	2	2	3	2	1						2.76
			38.73											49.36	
Program Components			Factor												
Composition			2.00	7.00	7.50	7.25	7.25	7.25							7.25
Presentation			2.00	7.00	7.25	7.50	7.25	7.25							7.25
Skating Skills			2.00	7.25	7.00	7.00	7.00	7.25							7.08
Judges Total Program Component Score (factored)															43.16
Deductions:															0.00

JUDGES DETAILS PER SKATER ICE DANCE JUNIOR FREE DANCE

Rank	Name	Nation	Starting Number	Total Segment Score	Total Element Score	Total Program Component Score (factored)						Total Deductions			
4	Eva BERNARD / Amedeo BONETTO	FRA	13	88.34	47.84	40.50						0.00			
#	Executed Elements	Info	Base Value	GOE	J1	J2	J3	J4	J5	J6	J7	J8	J9	Ref.	Scores of Panel
1	ChSp1		1.10	0.83	1	1	2	1	0						1.93
2	SILi4		5.45	0.96	2	2	3	2	2						6.41
3	OFTW3+OFTM3		6.10	1.21	1	2	2	2	1						7.31
4	CIStW3+CIStM2		7.83	1.39	1	1	2	2	1						9.22
5	SyTwW4+SyTwM3		6.47	0.97	1	1	2	2	1						7.44
6	DSP4		6.00	0.56	1	1	2	1	1						6.56
7	ChSt1		1.10	1.94	2	2	3	3	2						3.04
8	RoLi4		5.45	0.48	1	1	1	2	1						5.93
			39.50											47.84	
Program Components			Factor												
Composition			2.00	6.50	6.75	6.75	7.00	6.75							6.75
Presentation			2.00	6.25	6.75	7.00	7.00	6.75							6.83
Skating Skills			2.00	6.50	6.25	6.75	6.75	6.75							6.67
Judges Total Program Component Score (factored)													40.50		
Deductions:															0.00

Rank	Name	Nation	Starting Number	Total Segment Score	Total Element Score	Total Program Component Score (factored)						Total Deductions			
5	Sofia DOVHAL / Wiktor KULESZA	POL	12	85.34	46.00	39.34						0.00			
#	Executed Elements	Info	Base Value	GOE	J1	J2	J3	J4	J5	J6	J7	J8	J9	Ref.	Scores of Panel
1	ChSp1		1.10	1.66	2	1	2	2	2						2.76
2	SyTwW4+SyTwM4		6.84	0.72	1	1	2	1	1						7.56
3	RoLi2		3.95	0.96	2	2	2	2	3						4.91
4	OFTW3+OFTM3		6.10	0.48	1	0	0	1	1						6.58
5	SILi3		4.70	1.12	2	2	3	2	3						5.82
6	ChSI1		1.10	1.11	1	1	2	2	1						2.21
7	DSP4		6.00	0.94	1	2	1	2	2						6.94
8	DiStW3+DiStM2		7.83	1.39	1	1	2	1	2						9.22
			37.62											46.00	
Program Components			Factor												
Composition			2.00	6.50	6.75	6.75	6.50	6.75							6.67
Presentation			2.00	6.25	6.25	6.75	6.75	7.00							6.58
Skating Skills			2.00	6.50	6.25	6.25	6.50	6.50							6.42
Judges Total Program Component Score (factored)													39.34		
Deductions:															0.00

Rank	Name	Nation	Starting Number	Total Segment Score	Total Element Score	Total Program Component Score (factored)						Total Deductions			
6	Beatrice VENTURA / Stefano FRASCA	ITA	9	83.30	45.46	37.84						0.00			
#	Executed Elements	Info	Base Value	GOE	J1	J2	J3	J4	J5	J6	J7	J8	J9	Ref.	Scores of Panel
1	DSP4		6.00	0.75	1	2	1	1	2						6.75
2	MiStW3+MiStM3		8.20	1.04	1	1	1	1	1						9.24
3	CuLi4+RoLi4		10.90	1.60	2	2	1	1	2						12.50
4	SyTwW4+SyTwM2		6.09	1.21	1	1	2	2	2						7.30
5	OFTW1+OFTM2		5.09	0.72	1	1	1	1	1						5.81
6	ChSt1		1.10	0.83	1	1	1	1	1						1.93
7	ChLi1		1.10	0.83	1	1	1	1	1						1.93
			38.48											45.46	
Program Components			Factor												
Composition			2.00	6.50	6.50	6.50	6.25	6.25							6.42
Presentation			2.00	6.25	6.50	6.25	6.25	6.75							6.33
Skating Skills			2.00	6.25	6.25	6.00	6.00	6.25							6.17
Judges Total Program Component Score (factored)													37.84		
Deductions:															0.00

JUDGES DETAILS PER SKATER ICE DANCE JUNIOR FREE DANCE

Rank	Name	Nation	Starting Number	Total Segment Score	Total Element Score	Total Program Component Score (factored)						Total Deductions				
7	Alice PIZZORNI / Massimiliano BUCCIARELLI	ITA	11	82.65	44.47	38.18						0.00				
#	Executed Elements	Info	Base Value	GOE	J1	J2	J3	J4	J5	J6	J7	J8	J9	Ref.	Scores of Panel	
1	OFTW1+OFTM1		4.84	0.72	1	1	1	1	2						5.56	
2	MiStW2+MiStM2		7.46	1.04	1	0	1	1	2						8.50	
3	DSP4		6.00	0.75	1	1	0	2	2						6.75	
4	SILi4+RoLi4		10.90	1.60	2	1	1	2	2						12.50	
5	SyTwW4+SyTwM3		6.47	0.00	0	1	0	0	0						6.47	
6	ChSt1		1.10	1.38	1	1	2	2	2						2.48	
7	ChLi1		1.10	1.11	2	2	1	1	1						2.21	
			37.87												44.47	
Program Components			Factor													
Composition			2.00	6.50	6.25	6.25	6.50	6.50	6.50	6.50	6.50	6.50	6.50	6.50	6.50	6.42
Presentation			2.00	6.50	6.25	6.50	6.50	6.50	6.75	6.75	6.75	6.75	6.75	6.75	6.75	6.50
Skating Skills			2.00	6.25	6.00	6.00	6.25	6.25	6.75	6.75	6.75	6.75	6.75	6.75	6.75	6.17
Judges Total Program Component Score (factored)														38.18		
Deductions:															0.00	

Rank	Name	Nation	Starting Number	Total Segment Score	Total Element Score	Total Program Component Score (factored)						Total Deductions				
8	Sofia BEZNOSIKOVA / Max LELEU	BEL	8	79.58	44.08	35.50						0.00				
#	Executed Elements	Info	Base Value	GOE	J1	J2	J3	J4	J5	J6	J7	J8	J9	Ref.	Scores of Panel	
1	DiStW2+DiStM2		7.46	1.04	1	1	1	1	1						8.50	
2	CuLi4		5.45	0.48	1	0	1	1	1						5.93	
3	RoLi4		5.45	0.48	1	1	1	1	2						5.93	
4	SyTwW4+SyTwM4		6.84	0.72	1	1	2	1	1						7.56	
5	DSP4		6.00	0.56	0	1	1	1	1						6.56	
6	OFTW3+OFTM2		5.72	0.72	0	1	1	1	1						6.44	
7	ChSt1		1.10	1.11	1	1	2	2	1						2.21	
8	ChSt1		1.10	-0.15	-1	-1	0	0	-2						0.95	
			39.12												44.08	
Program Components			Factor													
Composition			2.00	5.75	6.25	6.25	6.00	5.75	6.00	6.00	6.00	6.00	6.00	6.00	6.00	6.00
Presentation			2.00	5.50	6.00	6.25	6.00	6.00	6.00	6.00	6.00	6.00	6.00	6.00	6.00	6.00
Skating Skills			2.00	5.50	5.75	6.25	5.75	5.75	5.75	5.75	5.75	5.75	5.75	5.75	5.75	5.75
Judges Total Program Component Score (factored)														35.50		
Deductions:															0.00	

Rank	Name	Nation	Starting Number	Total Segment Score	Total Element Score	Total Program Component Score (factored)						Total Deductions				
9	Lea HIENNE / Baptiste FERRAND	FRA	6	73.11	40.27	32.84						0.00				
#	Executed Elements	Info	Base Value	GOE	J1	J2	J3	J4	J5	J6	J7	J8	J9	Ref.	Scores of Panel	
1	ChAJ1		1.10	0.83	1	1	1	1	0						1.93	
2	DSP4		6.00	0.37	0	1	1	1	0						6.37	
3	OFTW1+OFTM1		4.84	0.48	0	0	1	1	1						5.32	
4			0.00	0.00	-	-	-	-	-						0.00	
5	CiStW2+CiStM1		7.21	0.35	1	0	0	1	0						7.56	
6	ChSt1		1.10	0.28	1	0	0	1	0						1.38	
7	SILi4		5.45	0.64	2	1	1	2	1						6.09	
8	SyTwW4+SyTwM4		6.84	-0.24	0	0	-1	0	-1						6.60	
9	StLi3		4.70	0.32	1	1	0	0	2						5.02	
			37.24												40.27	
Program Components			Factor													
Composition			2.00	5.75	5.75	5.50	5.50	5.50	5.25	5.25	5.25	5.25	5.25	5.25	5.25	5.58
Presentation			2.00	6.00	5.00	5.75	5.50	5.50	5.00	5.00	5.00	5.00	5.00	5.00	5.00	5.42
Skating Skills			2.00	5.75	5.50	5.50	5.25	5.25	5.00	5.00	5.00	5.00	5.00	5.00	5.00	5.42
Judges Total Program Component Score (factored)														32.84		
Deductions:															0.00	

JUDGES DETAILS PER SKATER ICE DANCE JUNIOR FREE DANCE

Rank	Name	Nation	Starting Number	Total Segment Score	Total Element Score	Total Program Component Score (factored)						Total Deductions				
10	Hilda TAYLOR / Nolen HICKEY	FIN	5	69.54	38.70	31.84						-1.00				
#	Executed Elements	Info	Base Value	GOE	J1	J2	J3	J4	J5	J6	J7	J8	J9	Ref.	Scores of Panel	
1	ChSt1		1.10	0.55	1	1	0	1	0						1.65	
2	StaLi3		4.70	0.48	1	1	1	1	0						5.18	
3	OFTW1+OFTM2		5.09	0.48	0	0	1	1	2						5.57	
4	DSP3		5.25	0.19	0	0	0	1	1						5.44	
5	CuLi4	>	5.45	0.64	1	1	2	1	2						6.09	
6	SyTwW3+SyTwM3		6.10	-0.72	-1	-1	-1	-1	-1						5.38	
7	MiStW2+MiStM2		7.46	0.00	0	0	0	0	1						7.46	
8	ChLi1		1.10	0.83	1	1	1	1	1						1.93	
			36.25												38.70	
Program Components				Factor												
Composition				2.00	5.25	5.50	5.25	5.25	5.50							5.33
Presentation				2.00	5.25	5.50	5.50	5.00	5.50							5.42
Skating Skills				2.00	5.00	5.25	5.25	5.00	5.25							5.17
Judges Total Program Component Score (factored)															31.84	
Deductions:				Extended lifts	-1.00										-1.00	

Rank	Name	Nation	Starting Number	Total Segment Score	Total Element Score	Total Program Component Score (factored)						Total Deductions				
11	Vittoria PETRACCHI / Daniel BASILE	ITA	10	67.96	34.46	34.50						-1.00				
#	Executed Elements	Info	Base Value	GOE	J1	J2	J3	J4	J5	J6	J7	J8	J9	Ref.	Scores of Panel	
1	StaLi4		5.45	0.80	3	2	1	1	2						6.25	
2	OFTW1+OFTM2		5.09	-0.24	0	0	-1	-1	0						4.85	
3	SyTwW4+SyTwM4		6.84	0.48	1	0	0	1	1						7.32	
4	DSP4		6.00	0.56	1	1	1	1	1						6.56	
5	ChHy1		1.10	1.11	2	1	2	1	1						2.21	
6			0.00	0.00	-	-	-	-	-						0.00	
7	CiStW1+CiStM2		7.21	-1.04	-1	-1	-1	-1	-1						6.17	
8	ChSt1		1.10	0.00	1	0	0	0	0						1.10	
			32.79												34.46	
Program Components				Factor												
Composition				2.00	6.00	6.25	5.75	5.75	6.00							5.92
Presentation				2.00	5.75	5.75	5.75	5.25	5.25							5.58
Skating Skills				2.00	6.00	5.75	5.50	5.50	6.00							5.75
Judges Total Program Component Score (factored)															34.50	
Deductions:				Falls	-1.00	(1)									-1.00	

JUDGES DETAILS PER SKATER

ICE DANCE JUNIOR FREE DANCE

Rank	Name	Nation	Starting Number	Total Segment Score	Total Element Score	Total Program Component Score (factored)						Total Deductions				
12	Natalie BLAASOVA / Filip BLAAS	CZE	7	66.96	35.62	32.34						-1.00				
#	Executed Elements	Info	Base Value	GOE	J1	J2	J3	J4	J5	J6	J7	J8	J9	Ref.	Scores of Panel	
1	OFTW2+OFTM2		5.34	0.00	0	0	0	0	-1						5.34	
2	DiStW1+DiStM1		6.96	0.35	0	1	1	0	0						7.31	
3	SyTwW3+SyTwM4		6.47	-0.48	-1	-1	0	0	-2						5.99	
4	StaLi3+RoLi4	>	10.15	-0.64	0	-1	0	-1	-1						9.51	
5	DSP3		5.25	-0.19	0	-1	0	0	-1						5.06	
6	ChSl1		1.10	0.28	1	0	0	0	1						1.38	
7	ChLi1		1.10	-0.07	0	0	0	-1	-1						1.03	
			36.37												35.62	
Program Components			Factor													
Composition			2.00	5.75	5.50	5.50	5.00	5.25							5.42	
Presentation			2.00	5.50	5.25	5.50	5.00	4.50							5.25	
Skating Skills			2.00	5.75	5.50	5.75	5.25	5.25							5.50	
Judges Total Program Component Score (factored)																32.34
Deductions:			Extended lifts											-1.00		

Rank	Name	Nation	Starting Number	Total Segment Score	Total Element Score	Total Program Component Score (factored)						Total Deductions				
13	Lena MALIQUEO-REPOUX / Illia SYNELNIKOV	FRA	4	64.05	35.37	28.68						0.00				
#	Executed Elements	Info	Base Value	GOE	J1	J2	J3	J4	J5	J6	J7	J8	J9	Ref.	Scores of Panel	
1	OFTW2+OFTM2		5.34	0.72	1	1	1	0	1						6.06	
2	RoLi4		5.45	0.48	1	1	1	1	1						5.93	
3	DSPB		1.80	-0.27	-1	-1	-1	-1	-1						1.53	
4	CiStW1+CiStM1		6.96	0.00	0	0	0	0	-1						6.96	
5	SILi4		5.45	0.48	1	1	1	1	1						5.93	
6	SyTwW4+SyTwM2		6.09	-0.72	-1	-1	-1	-1	-1						5.37	
7	ChSp1		1.10	1.11	2	1	3	0	1						2.21	
8	ChSt1		1.10	0.28	1	0	0	1	0						1.38	
			33.29												35.37	
Program Components			Factor													
Composition			2.00	5.00	5.00	4.75	4.75	5.25							4.92	
Presentation			2.00	4.75	4.75	4.75	4.75	4.75							4.75	
Skating Skills			2.00	4.75	4.75	4.50	4.50	5.00							4.67	
Judges Total Program Component Score (factored)																28.68
Deductions:																0.00

Rank	Name	Nation	Starting Number	Total Segment Score	Total Element Score	Total Program Component Score (factored)						Total Deductions				
14	Enna KESTI / Oskari LIEDENPOHJA	FIN	2	60.30	34.46	25.84						0.00				
#	Executed Elements	Info	Base Value	GOE	J1	J2	J3	J4	J5	J6	J7	J8	J9	Ref.	Scores of Panel	
1	SyTwW4+SyTwM2		6.09	-1.21	-2	-1	-1	-2	-2						4.88	
2	SILi4+RoLi4		10.90	0.00	0	0	1	0	0						10.90	
3	OFTW2+OFTM1		5.09	-0.24	0	-1	0	-1	0						4.85	
4	DSP4		6.00	0.00	0	0	0	0	0						6.00	
5	DiStW1+DiStM1		6.96	-1.04	-1	0	-1	-1	-1						5.92	
6	ChSt1		1.10	0.00	-1	0	0	0	0						1.10	
7	ChHy1		1.10	-0.29	-1	-2	-1	-1	-2						0.81	
			37.24												34.46	
Program Components			Factor													
Composition			2.00	4.75	4.75	4.50	4.25	4.50							4.58	
Presentation			2.00	4.50	4.25	4.00	4.00	4.25							4.17	
Skating Skills			2.00	4.50	4.25	4.00	4.00	4.25							4.17	
Judges Total Program Component Score (factored)																25.84
Deductions:																0.00

JUDGES DETAILS PER SKATER ICE DANCE JUNIOR FREE DANCE

Rank	Name	Nation	Starting Number	Total Segment Score	Total Element Score	Total Program Component Score (factored)						Total Deductions				
15	Alessia ROCCI / Andrea CAPUCI	ITA	1	54.46	30.46	24.00						0.00				
#	Executed Elements	Info	Base Value	GOE	J1	J2	J3	J4	J5	J6	J7	J8	J9	Ref.	Scores of Panel	
1	DSP2		4.50	0.37	1	1	0	0	1						4.87	
2	ChSt1		1.10	0.00	0	0	0	-1	0						1.10	
3	SyTwW3+SyTwM1		5.47	-2.18	-3	-2	-3	-3	-3						3.29	
4	OFTW1+OFTM1		4.84	-1.21	-2	-1	-2	-1	-2						3.63	
5	CuLi4		5.45	-0.32	0	0	-1	-1	-1						5.13	
6	DiStW1+DiStM1		6.96	-1.39	-1	-1	-2	-1	-2						5.57	
7	ChSt1		1.10	0.00	0	0	0	0	0						1.10	
8	StaLi4		5.45	0.32	1	1	0	-1	1						5.77	
			34.87												30.46	
Program Components			Factor													
Composition			2.00	4.25	4.50	4.00	4.25	4.25							4.25	
Presentation			2.00	4.00	4.00	4.25	3.75	3.75							3.92	
Skating Skills			2.00	3.75	3.75	4.00	3.75	4.25							3.83	
Judges Total Program Component Score (factored)																24.00
Deductions:															0.00	

Rank	Name	Nation	Starting Number	Total Segment Score	Total Element Score	Total Program Component Score (factored)						Total Deductions				
16	Martina LAVAZZA / Davide PETTIGIANI	ITA	3	47.67	26.83	23.84						-3.00				
#	Executed Elements	Info	Base Value	GOE	J1	J2	J3	J4	J5	J6	J7	J8	J9	Ref.	Scores of Panel	
1	DSP4		6.00	-0.37	-1	0	-1	0	-2						5.63	
2	SyTwW3+SyTwMB		3.85	-1.45	-3	-3	-3	-3	-3						2.40	
3	OFTW1+OFTM2		5.09	-0.48	-1	-1	0	-1	0						4.61	
4	CuLi4		5.45	0.00	1	0	0	0	-1						5.45	
5	DiStW1+DiStM1		6.96	-0.35	0	-1	0	-1	0						6.61	
6	ChSp1		1.10	-0.07	0	0	0	-1	-1						1.03	
7	ChSt1		1.10	0.00	0	0	0	-1	0						1.10	
			29.55												26.83	
Program Components			Factor													
Composition			2.00	4.75	4.50	4.25	3.75	4.25							4.33	
Presentation			2.00	4.25	3.75	4.25	3.00	3.00							3.67	
Skating Skills			2.00	4.50	3.75	4.00	3.25	4.00							3.92	
Judges Total Program Component Score (factored)																23.84
Deductions: Falls															-3.00 (3)	

Legend:								
#	Sequence number	GOE	Grade of Execution	Jx	Judges (x=1-9)	Ref.	Referee	
>	Extended Dance Lift							

RESULTS

ICE DANCE JUNIOR RHYTHM DANCE

Pl.	Name	Nation	Total Segment Score
1	Giulia Isabella PAOLINO / Andrea TUBA	ITA	62.99
2	Celina FRADJI / Jean-Hans FOURNEAUX	FRA	60.54
3	Noemi Maria TALI / Noah LAFORNARA	ITA	58.92
4	Eva BERNARD / Amedeo BONETTO	FRA	58.85
5	Sofiia DOVHAL / Wiktor KULESZA	POL	57.98
6	Alice PIZZORNI / Massimiliano BUCCIARELLI	ITA	55.90
7	Vittoria PETRACCHI / Daniel BASILE	ITA	53.77
8	Beatrice VENTURA / Stefano FRASCA	ITA	53.69
9	Sofiia BEZNOSIKOVA / Max LELEU	BEL	51.50
10	Natalie BLAASOVA / Filip BLAAS	CZE	48.99
11	Lea HIENNE / Baptiste FERRAND	FRA	47.49
12	Hilda TAYLOR / Nolen HICKEY	FIN	47.08
13	Lena MALIQUEO-REPOUX / Illia SYNELNIKOV	FRA	45.95
14	Martina LAVAZZA / Davide PETTIGIANI	ITA	44.99
15	Enna KESTI / Oskari LIEDENPOHJA	FIN	41.80
16	Alessia ROCCI / Andrea CAPUCI	ITA	38.59
Withdrawn			
	Alexia KRUK / Jan EISENHABER	GER	WD

Mr. Massimo ORLANDINI, ISU
Referee

Ms. Halina GORDON POLTORAK, ISU
Technical Controller

Legend:
WD Withdrawn

JUDGES DETAILS PER SKATER

ICE DANCE JUNIOR RHYTHM DANCE

Rank	Name	Nation	Starting Number	Total Segment Score	Total Element Score	Total Program Component Score (factored)						Total Deductions				
1	Giulia Isabella PAOLINO / Andrea TUBA	ITA	15	62.99	35.06	27.93						0.00				
#	Executed Elements	Info	Base Value	GOE	J1	J2	J3	J4	J5	J6	J7	J8	J9	Ref.	Scores of Panel	
1	1RF3+kpYYYY		4.75	1.05	2	1	2	2	2						5.80	
2	SqTwW4+SqTwM4		7.34	1.07	1	2	2	1	1						8.41	
3	2RF2+kpYYNN		4.00	0.53	1	1	1	1	2						4.53	
4	DiStW3+DiStM2		7.83	2.08	1	2	2	2	2						9.91	
5	RoLi4		5.45	0.96	2	2	1	2	2						6.41	
			29.37											35.06		
Program Components			Factor													
Composition			1.33	6.75	7.00	7.00	7.25	7.00							7.00	
Presentation			1.33	7.00	7.25	7.00	7.00	7.25							7.08	
Skating Skills			1.33	7.00	6.75	6.75	7.00	7.50							6.92	
Judges Total Program Component Score (factored)																27.93
Deductions:															0.00	

Rank	Name	Nation	Starting Number	Total Segment Score	Total Element Score	Total Program Component Score (factored)						Total Deductions				
2	Celina FRADJI / Jean-Hans FOURNEAUX	FRA	3	60.54	31.84	28.70						0.00				
#	Executed Elements	Info	Base Value	GOE	J1	J2	J3	J4	J5	J6	J7	J8	J9	Ref.	Scores of Panel	
1	MiStW3+MiStM3		8.20	2.43	2	2	3	2	3						10.63	
2	1RF2+kpNNYY		4.00	0.88	1	1	2	2	2						4.88	
3	2RF2+kpNNYY		4.00	0.70	1	1	2	1	2						4.70	
4	SqTwW1+SqTwM4		6.34	-0.53	0	0	-1	-1	-1						5.81	
5	RoLi3		4.70	1.12	2	2	3	2	3						5.82	
			27.24											31.84		
Program Components			Factor													
Composition			1.33	7.25	7.25	7.50	7.25	7.00							7.25	
Presentation			1.33	7.00	7.25	7.50	7.50	7.00							7.25	
Skating Skills			1.33	7.00	7.00	7.25	7.00	7.25							7.08	
Judges Total Program Component Score (factored)																28.70
Deductions:															0.00	

Rank	Name	Nation	Starting Number	Total Segment Score	Total Element Score	Total Program Component Score (factored)						Total Deductions				
3	Noemi Maria TALI / Noah LAFORNARA	ITA	13	58.92	30.66	28.26						0.00				
#	Executed Elements	Info	Base Value	GOE	J1	J2	J3	J4	J5	J6	J7	J8	J9	Ref.	Scores of Panel	
1	1RF2+kpNYYN		4.00	1.05	2	2	2	2	2						5.05	
2	2RF2+kpYYTT		4.00	0.70	1	1	2	1	2						4.70	
3	SqTwW3+SqTwM4		6.97	-0.27	-2	0	-1	0	0						6.70	
4	MiStW2+MiStM3		7.83	-0.35	-1	1	-1	0	0						7.48	
5	RoLi4		5.45	1.28	2	2	3	3	3						6.73	
			28.25											30.66		
Program Components			Factor													
Composition			1.33	6.50	7.25	7.00	7.25	7.00							7.08	
Presentation			1.33	6.25	7.25	7.25	7.25	6.75							7.08	
Skating Skills			1.33	6.50	7.00	7.25	7.00	7.50							7.08	
Judges Total Program Component Score (factored)																28.26
Deductions:															0.00	

JUDGES DETAILS PER SKATER

ICE DANCE JUNIOR RHYTHM DANCE

Rank	Name	Nation	Starting Number	Total Segment Score	Total Element Score	Total Program Component Score (factored)						Total Deductions			
4	Eva BERNARD / Amedeo BONETTO	FRA	1	58.85	33.01	25.84						0.00			
#	Executed Elements	Info	Base Value	GOE	J1	J2	J3	J4	J5	J6	J7	J8	J9	Ref.	Scores of Panel
1	SqTwW4+SqTwM4		7.34	1.33	1	2	2	1	2						8.67
2	1RF3+kpYYYY		4.75	0.53	1	1	2	1	1						5.28
3	2RF1+kpYNNN		3.50	0.53	1	0	2	1	1						4.03
4	MiStW2+MiStM1		7.21	1.73	0	1	2	2	2						8.94
5	RoLi4		5.45	0.64	1	1	2	1	2						6.09
			28.25												33.01
Program Components			Factor												
Composition			1.33	6.25	6.75	6.50	6.75	6.25							6.50
Presentation			1.33	6.00	6.25	6.75	6.75	6.50							6.50
Skating Skills			1.33	6.00	6.50	6.50	6.50	6.50							6.25
Judges Total Program Component Score (factored)															25.84
Deductions:															0.00
Violation of choreo restrictions				(1 of 6)											

Rank	Name	Nation	Starting Number	Total Segment Score	Total Element Score	Total Program Component Score (factored)						Total Deductions			
5	Sofia DOVHAL / Wiktor KULESZA	POL	8	57.98	32.81	25.17						0.00			
#	Executed Elements	Info	Base Value	GOE	J1	J2	J3	J4	J5	J6	J7	J8	J9	Ref.	Scores of Panel
1	SqTwW4+SqTwM4		7.34	1.60	1	2	2	2	2						8.94
2	1RF2+kpTYYN		4.00	0.35	0	0	1	1	1						4.35
3	SILi4		5.45	0.80	1	1	2	2	3						6.25
4	2RF3+kpYYYY		4.75	0.00	0	0	0	0	1						4.75
5	MiStW3+MiStM2		7.83	0.69	1	1	1	0	0						8.52
			29.37												32.81
Program Components			Factor												
Composition			1.33	6.00	6.50	6.25	6.25	6.75							6.33
Presentation			1.33	6.00	6.25	6.50	6.50	6.50							6.42
Skating Skills			1.33	5.75	6.25	6.00	6.25	6.50							6.17
Judges Total Program Component Score (factored)															25.17
Deductions:															0.00

Rank	Name	Nation	Starting Number	Total Segment Score	Total Element Score	Total Program Component Score (factored)						Total Deductions			
6	Alice PIZZORNI / Massimiliano BUCCIARELLI	ITA	9	55.90	31.85	24.05						0.00			
#	Executed Elements	Info	Base Value	GOE	J1	J2	J3	J4	J5	J6	J7	J8	J9	Ref.	Scores of Panel
1	1RF3+kpYYYY		4.75	0.53	0	1	1	1	2						5.28
2	SqTwW4+SqTwM4		7.34	1.07	0	1	1	2	3						8.41
3	2RF1+kpYNNN		3.50	0.00	0	0	0	0	0						3.50
4	MiStW2+MiStM1		7.21	1.04	1	1	1	1	2						8.25
5	RoLi4		5.45	0.96	2	1	2	2	2						6.41
			28.25												31.85
Program Components			Factor												
Composition			1.33	5.75	6.00	6.25	6.00	6.50							6.08
Presentation			1.33	5.75	6.00	6.25	6.25	6.75							6.17
Skating Skills			1.33	5.50	5.50	6.25	5.75	6.25							5.83
Judges Total Program Component Score (factored)															24.05
Deductions:															0.00
Violation of choreo restrictions				(1 of 6)											

JUDGES DETAILS PER SKATER

ICE DANCE JUNIOR RHYTHM DANCE

Rank	Name	Nation	Starting Number	Total Segment Score	Total Element Score	Total Program Component Score (factored)						Total Deductions			
7	Vittoria PETRACCHI / Daniel BASILE	ITA	14	53.77	30.38	23.39						0.00			
#	Executed Elements	Info	Base Value	GOE	J1	J2	J3	J4	J5	J6	J7	J8	J9	Ref.	Scores of Panel
1	1RF3+kpYYNY		4.75	0.53	0	1	1	1	2						5.28
2	2RF1+kpNNYN		3.50	0.00	0	0	1	0	0						3.50
3	SqTwW3+SqTwM4		6.97	0.80	0	1	1	1	1						7.77
4	MiStW1+MiStM2		7.21	0.69	1	1	0	1	-1						7.90
5	SILi4		5.45	0.48	1	2	1	1	1						5.93
			27.88												30.38
Program Components			Factor												
Composition			1.33	5.75	6.25	6.00	6.00	5.50							5.92
Presentation			1.33	6.00	5.75	6.25	6.00	5.50							5.92
Skating Skills			1.33	5.75	6.00	5.75	5.75	5.75							5.75
Judges Total Program Component Score (factored)															23.39
Deductions:															0.00
Violation of choreo restrictions				(1 of 6)											
Rank	Name	Nation	Starting Number	Total Segment Score	Total Element Score	Total Program Component Score (factored)						Total Deductions			
8	Beatrice VENTURA / Stefano FRASCA	ITA	17	53.69	28.53	25.16						0.00			
#	Executed Elements	Info	Base Value	GOE	J1	J2	J3	J4	J5	J6	J7	J8	J9	Ref.	Scores of Panel
1	1RF2+kpYYNN		4.00	0.53	1	1	1	1	1						4.53
2	2RFB+kpNNNN		2.50	0.25	0	0	1	1	1						2.75
3	SqTwW4+SqTwM1		6.34	0.00	0	-1	0	0	0						6.34
4	MiStW2+MiStM2		7.46	1.04	1	1	1	1	1						8.50
5	RoLi4		5.45	0.96	2	2	2	2	2						6.41
			25.75												28.53
Program Components			Factor												
Composition			1.33	6.25	6.25	6.50	6.50	6.00							6.33
Presentation			1.33	6.50	6.00	6.50	6.50	6.50							6.50
Skating Skills			1.33	6.50	6.00	6.00	6.00	6.25							6.08
Judges Total Program Component Score (factored)															25.16
Deductions:															0.00
Violation of choreo restrictions				(1 of 6)											
Rank	Name	Nation	Starting Number	Total Segment Score	Total Element Score	Total Program Component Score (factored)						Total Deductions			
9	Sofia BEZDOSIKOVA / Max LELEU	BEL	2	51.50	29.67	21.83						0.00			
#	Executed Elements	Info	Base Value	GOE	J1	J2	J3	J4	J5	J6	J7	J8	J9	Ref.	Scores of Panel
1	1RF2+kpNNYY		4.00	0.00	0	0	0	0	1						4.00
2	SqTwW3+SqTwM4		6.97	0.27	0	0	1	0	2						7.24
3	2RF2+kpYYNN		4.00	0.00	0	0	0	0	1						4.00
4	MiStW2+MiStM2		7.46	1.04	1	1	1	1	2						8.50
5	RoLi4		5.45	0.48	1	1	1	1	1						5.93
			27.88												29.67
Program Components			Factor												
Composition			1.33	5.50	5.75	5.50	5.50	5.75							5.58
Presentation			1.33	5.25	5.25	5.50	5.75	5.75							5.50
Skating Skills			1.33	5.25	5.50	5.25	5.25	5.50							5.33
Judges Total Program Component Score (factored)															21.83
Deductions:															0.00

JUDGES DETAILS PER SKATER

ICE DANCE JUNIOR RHYTHM DANCE

Rank	Name	Nation	Starting Number	Total Segment Score	Total Element Score	Total Program Component Score (factored)						Total Deductions			
10	Natalie BLAASOVA / Filip BLAAS	CZE	5	48.99	26.60	22.39						0.00			
#	Executed Elements	Info	Base Value	GOE	J1	J2	J3	J4	J5	J6	J7	J8	J9	Ref.	Scores of Panel
1	1RF2+kpYYNN		4.00	0.18	1	0	0	0	1						4.18
2	SqTwW2+SqTwM3		6.22	0.27	0	0	1	1	0						6.49
3	2RFB+kpNNNN		2.50	-0.13	0	-1	0	-1	0						2.37
4	MiStW1+MiStM1		6.96	0.35	1	0	0	1	0						7.31
5	StLi4		5.45	0.80	2	1	1	2	2						6.25
			25.13											26.60	
Program Components			Factor												
Composition			1.33	6.00	5.50	5.50	5.75	6.25							5.75
Presentation			1.33	6.25	5.50	5.50	5.50	5.75							5.58
Skating Skills			1.33	6.00	5.25	5.25	5.25	6.00							5.50
Judges Total Program Component Score (factored)													22.39		
Deductions:															0.00
Violation of choreo restrictions (1 of 6)															

Rank	Name	Nation	Starting Number	Total Segment Score	Total Element Score	Total Program Component Score (factored)						Total Deductions			
11	Lea HIENNE / Baptiste FERRAND	FRA	12	47.49	25.44	22.05						0.00			
#	Executed Elements	Info	Base Value	GOE	J1	J2	J3	J4	J5	J6	J7	J8	J9	Ref.	Scores of Panel
1	SqTwW4+SqTwM3		6.97	-0.80	-1	-1	-1	1	-1						6.17
2	1RF1+kpNNNY		3.50	0.00	0	0	0	0	1						3.50
3	2RFB+kpNNNN		2.50	-0.38	0	-1	-1	-1	-1						2.12
4	MiStW2+MiStM1		7.21	0.35	1	0	0	1	0						7.56
5	CuLi4		5.45	0.64	2	1	1	1	2						6.09
			25.63											25.44	
Program Components			Factor												
Composition			1.33	5.75	5.25	5.50	5.75	5.50							5.58
Presentation			1.33	6.00	5.00	5.50	5.75	5.50							5.58
Skating Skills			1.33	5.75	5.00	5.25	5.50	5.50							5.42
Judges Total Program Component Score (factored)													22.05		
Deductions:															0.00
Costume/Prop violation (1 of 6)															
Violation of choreo restrictions (2 of 6)															

Rank	Name	Nation	Starting Number	Total Segment Score	Total Element Score	Total Program Component Score (factored)						Total Deductions			
12	Hilda TAYLOR / Nolen HICKEY	FIN	10	47.08	26.46	21.62						-1.00			
#	Executed Elements	Info	Base Value	GOE	J1	J2	J3	J4	J5	J6	J7	J8	J9	Ref.	Scores of Panel
1	1RF2+kpNNYY		4.00	0.18	0	1	0	0	1						4.18
2	SILi4		5.45	0.64	1	1	2	1	2						6.09
3	2RFB+kpNNNN		2.50	0.00	0	0	0	0	1						2.50
4	SqTwW3+SqTwM4		6.97	0.80	0	0	2	1	2						7.77
5	MiStW1+MiStM1		6.96	-1.04	-1	-1	1	-1	-3						5.92
			25.88											26.46	
Program Components			Factor												
Composition			1.33	4.75	5.50	5.50	5.75	5.50							5.50
Presentation			1.33	4.50	5.25	5.75	5.75	5.00							5.33
Skating Skills			1.33	4.50	5.25	5.50	5.50	5.75							5.42
Judges Total Program Component Score (factored)													21.62		
Deductions:															-1.00
Falls -1.00 (1)															

JUDGES DETAILS PER SKATER

ICE DANCE JUNIOR RHYTHM DANCE

Rank	Name	Nation	Starting Number	Total Segment Score	Total Element Score	Total Program Component Score (factored)						Total Deductions			
13	Lena MALIQUEO-REPOUX / Illia SYNELNIKOV	FRA	7	45.95	26.67	19.28						0.00			
#	Executed Elements	Info	Base Value	GOE	J1	J2	J3	J4	J5	J6	J7	J8	J9	Ref.	Scores of Panel
1	1RF1+kpYNNN		3.50	-0.18	0	0	-1	-1	0						3.32
2	SqTwW4+SqTwM3		6.97	0.00	0	0	0	0	1						6.97
3	2RF1+kpYNNN		3.50	-0.53	-1	-1	-1	-1	0						2.97
4	SILi4		5.45	0.48	1	1	0	1	1						5.93
5	MiStW3+MiStM2		7.83	-0.35	0	0	-1	0	-1						7.48
			27.25												26.67
Program Components			Factor												
Composition			1.33	4.75	4.75	4.75	5.00	5.25							4.83
Presentation			1.33	5.00	4.50	5.00	4.75	5.00							4.92
Skating Skills			1.33	4.75	4.50	4.75	4.75	5.00							4.75
Judges Total Program Component Score (factored)													19.28		
Deductions:															0.00

Rank	Name	Nation	Starting Number	Total Segment Score	Total Element Score	Total Program Component Score (factored)						Total Deductions			
14	Martina LAVAZZA / Davide PETTIGIANI	ITA	11	44.99	24.14	20.85						0.00			
#	Executed Elements	Info	Base Value	GOE	J1	J2	J3	J4	J5	J6	J7	J8	J9	Ref.	Scores of Panel
1	1RF1+kpYTNN		3.50	0.00	0	-1	0	0	1						3.50
2	2RF1+kpYNNN		3.50	-0.35	-1	-1	0	-1	0						3.15
3	SqTwW4+SqTwM1		6.34	-1.07	-1	-2	-1	-1	-2						5.27
4	MiStW1+MiStM1		6.96	-0.35	0	-1	-1	0	0						6.61
5	RoLi4		5.45	0.16	1	1	-1	-1	1						5.61
			25.75												24.14
Program Components			Factor												
Composition			1.33	5.50	4.75	5.50	5.50	5.25							5.42
Presentation			1.33	5.50	4.00	5.50	5.00	5.00							5.17
Skating Skills			1.33	5.25	4.25	5.25	5.00	5.00							5.08
Judges Total Program Component Score (factored)													20.85		
Deductions:															0.00

Rank	Name	Nation	Starting Number	Total Segment Score	Total Element Score	Total Program Component Score (factored)						Total Deductions			
15	Enna KESTI / Oskari LIEDENPOHJA	FIN	6	41.80	22.62	19.18						0.00			
#	Executed Elements	Info	Base Value	GOE	J1	J2	J3	J4	J5	J6	J7	J8	J9	Ref.	Scores of Panel
1	CuLi4		5.45	0.48	1	1	0	1	1						5.93
2	2RFB+kpNNNN		2.50	-0.25	0	-1	0	-1	-1						2.25
3	1RFB+kpNNNN		2.50	-0.13	-1	0	0	0	-1						2.37
4	SqTwW3+SqTwM3		6.60	-0.80	-1	-1	0	-1	-1						5.80
5	MiStW1+MiStM1		6.96	-0.69	0	0	-1	-1	-1						6.27
			24.01												22.62
Program Components			Factor												
Composition			1.33	4.75	5.25	5.00	5.00	5.25							5.08
Presentation			1.33	4.50	4.75	5.00	4.75	4.50							4.67
Skating Skills			1.33	4.50	4.75	5.00	4.50	4.75							4.67
Judges Total Program Component Score (factored)													19.18		
Deductions:															0.00

JUDGES DETAILS PER SKATER

ICE DANCE JUNIOR RHYTHM DANCE

Rank	Name	Nation	Starting Number	Total Segment Score	Total Element Score	Total Program Component Score (factored)						Total Deductions			
16	Alessia ROCCI / Andrea CAPUCI	ITA	16	38.59	20.09	18.50						0.00			
#	Executed Elements	Info	Base Value	GOE	J1	J2	J3	J4	J5	J6	J7	J8	J9	Ref.	Scores of Panel
1	1RFB+kpNNNN		2.50	-0.25	-1	0	-1	-1	0						2.25
2	SqTwW2+SqTwM1		5.59	-1.60	-2	-1	-2	-2	-2						3.99
3	2RFB+kpNNNN		2.50	-0.50	-2	-2	-1	-1	-1						2.00
4	RoLi4		5.45	0.48	1	1	0	1	1						5.93
5	MiStW1+MiStM1		6.96	-1.04	-1	-1	-1	-1	-1						5.92
			23.00												20.09
Program Components			Factor												
Composition			1.33	4.50	4.75	4.25	5.00	5.25							4.75
Presentation			1.33	4.25	4.00	4.50	5.00	5.00							4.58
Skating Skills			1.33	4.00	4.50	4.50	4.75	4.75							4.58
Judges Total Program Component Score (factored)														18.50	
Deductions:															0.00
Violation of choreo restrictions			(1 of 6)												

Legend:							
#	Sequence number	GOE	Grade of Execution	Jx	Judges (x=1-9)	Ref.	Referee

ICE DANCE ADVANCED NOVICE

Palaghiaccio Mezzaluna	20 OCT 2023	9:55 11:00	Pattern Dance Pattern Dance
	21 OCT 2023	9:10	Free Dance

Size of Skating Arena:	30m*60m
Ice Conditions:	very good
Number of Entries:	12
Number of Participants:	12

Entry Withdrawn:

Pattern Dance			
Duration:	1:00 +/- 10 seconds		
Segment Factor:	1.00		
Program Component Factors:	Timing		0.93
	Presentation		0.93
	Skating Skills		0.93

Pattern Dance			
Duration:	1:00 +/- 10 seconds		
Segment Factor:	1.00		
Program Component Factors:	Timing		0.93
	Presentation		0.93
	Skating Skills		0.93

Free Dance			
Duration:	3:00 +/- 10 seconds		
Segment Factor:	1.00		
Program Component Factors:	Composition		1.33
	Presentation		1.33
	Skating Skills		1.33

CALCULATION SETUP VERIFICATION FOR REFEREE

Category Ice Dance Advanced Novice

Event parameter

Software Version	1.7.2.0	Competition Type	International Competition
Elm Xml Version	2324.0	Calculation	ISU Judging System
Sys Elm Xml Version	0	Trimmed Mean	Starts With 5 Judges
		Verification Rules Season	2023-2024

Category parameter

Category type	Ice Dance	Level	Advanced Novice
Gender	Mixed		

Segment Pattern Dance

		checksum element table:	bb9ac12a749be063110799690e3ccbb6	
General segment factor	1.00	Program time	1:00	
Credit for highlight distribution	1.00	Start time 2nd half of program	0:00	
		Verification Rules	ISU Rules	
Program components:	Factor	Deductions:	Entered By	Values
General component factor	1.00	1: Costume/Prop violation	Majority	0 -0.5
1: Timing	0.93	2: Time violation	Referee	0 -0.5 -1 -1.5 -2 -2.5 -3
2: Presentation	0.93	3: Illegal element/movement	Technical Panel	0 -1 -2 -3
3: Skating Skills	0.93	4: Interruption in excess	Referee	0 -0.5 -1 -1.5 -2 -2.5 -3
		5: Extra element	Technical Panel	0 -0.5 -1 -1.5 -2 -2.5 -3
		6:		
		7: Extended lifts	Referee	0 -0.5 -1 -1.5 -2 -2.5 -3
		8: Falls	Technical Panel	-0.5 per Fall
		9: Music requirements violation	Majority	0 -1
		10: Costume failure	Referee	0 -0.5
		11: Music tempo	Referee	0 -0.5
		12: Late start	Referee	0 -0.5
		13:		
		14: Interruption with allowance	Referee	0 -2.5

Segment Pattern Dance

		checksum element table:	bb9ac12a749be063110799690e3ccbb6	
General segment factor	1.00	Program time	1:00	
Credit for highlight distribution	1.00	Start time 2nd half of program	0:00	
		Verification Rules	ISU Rules	
Program components:	Factor	Deductions:	Entered By	Values
General component factor	1.00	1: Costume/Prop violation	Majority	0 -0.5
1: Timing	0.93	2: Time violation	Referee	0 -0.5 -1 -1.5 -2 -2.5 -3
2: Presentation	0.93	3: Illegal element/movement	Technical Panel	0 -1 -2 -3
3: Skating Skills	0.93	4: Interruption in excess	Referee	0 -0.5 -1 -1.5 -2 -2.5 -3
		5: Extra element	Technical Panel	0 -0.5 -1 -1.5 -2 -2.5 -3
		6:		
		7: Extended lifts	Referee	0 -0.5 -1 -1.5 -2 -2.5 -3
		8: Falls	Technical Panel	-0.5 per Fall
		9: Music requirements violation	Majority	0 -1
		10: Costume failure	Referee	0 -0.5
		11: Music tempo	Referee	0 -0.5
		12: Late start	Referee	0 -0.5
		13:		
		14: Interruption with allowance	Referee	0 -2.5

7

Segment Free Dance

General segment factor 1.00
Credit for highlight distribution 1.00

Program components:

	Factor
General component factor	1.00
1: Composition	1.33
2: Presentation	1.33
3: Skating Skills	1.33

checksum element table: **18018d94b0447488e66bf73e7dde6a95**

Program time 3:00 +/- 10 sec.
Start time 2nd half of program 0:00
Verification Rules ISU Rules

Deductions:	Entered By	Values
1: Costume/Prop violation	Majority	0 -0.5
2: Time violation	Referee	0 -0.5 -1 -1.5 -2 -2.5 -3
3: Illegal element/movement	Technical Panel	0 -1 -2 -3
4: Interruption in excess	Referee	0 -0.5 -1 -1.5
5: Extra element	Technical Panel	0 -0.5 -1 -1.5 -2 -2.5 -3
6:		
7: Extended lifts	Referee	0 -0.5 -1 -1.5 -2 -2.5 -3
8: Falls	Technical Panel	-0.5 per Fall
9: Music requirements violation	Majority	0 -2
10: Costume failure	Referee	0 -0.5
11:		
12: Late start	Referee	0 -0.5
13: Violation of choreo restrictions	Majority	0 -0.5
14: Interruption with allowance	Referee	0 -2.5


Mr. Csaba BALINT

printed: 19.10.2023 18:18

ENTRY LIST

ICE DANCE ADVANCED NOVICE

Name(s)	Nation	
1 Melissa CACHOVA / David BROM	CZE	1
2 Johana CECHOVA / Vlastimil MRAZEK	CZE	1
3 Sofia PASCUAL MATEOS / Sergio PARRA ALMONACID	ESP	2
4 Eryn ALAVERA / Sasha ROSSIGNOL	FRA	3
5 Holly Julie MOORE / Jan EGOROV	GER	4
6 Villo Mira SZILAGYI / Istvan JARACS	HUN	5
7 Zoe BIANCHI / Pietro ROTA	ITA	6
8 Arianna TESTERINI / Raphael Raymond MEUNIER	ITA	6
9 Laura BALCERSKA / Borys MAKOWSKI	POL	7
10 Aneta VACLAVIKOVA / Ivan MOROZOV	SVK	8
11 Tetiana BIELODONOVA / Ivan KACHUR	UKR	9
12 Vira FAHRADOVA / Oleksandr KAPRYSHANSKYI	UKR	9

PANEL OF JUDGES ICE DANCE ADVANCED NOVICE

Officials

Technical Controller	Ms. Valeria ROSA	ISU
Technical Specialist	Ms. Joanna BUDNER-SZUMAN	ISU
Technical Specialist	Mr. Benjamin BLUM	ISU

Judges

Referee	Mr. Csaba BALINT	ISU
Judge No. 1	Mr. Miroslav MISUREC	CZE
Judge No. 2	Mr. Gabor KOLECSANSZKY	HUN
Judge No. 3	Ms. Katarzyna SZAWAREJKO	POL
Judge No. 4	Mr. Allan BOEHM	SVK
Judge No. 5	Ms. Olena LISOVA	UKR

Data/Replay Operator

Data Operator	Ms. Sarah DONNELLY	ISU
Replay Operator	Mr. Massimo COLOMBI	ISU



RESULTS

ICE DANCE ADVANCED NOVICE

Pl.	Name	Nation	Total Score	PD	PD	FD
1	Aneta VACLAVIKOVA / Ivan MOROZOV	SVK	119.12	3	2	1
2	Sofia PASCUAL MATEOS / Sergio PARRA ALMONACID	ESP	111.89	1	3	3
3	Melissa CACHOVA / David BROM	CZE	110.72	2	1	5
4	Johana CECHOVA / Vlastimil MRAZEK	CZE	108.15	4	4	2
5	Zoe BIANCHI / Pietro ROTA	ITA	102.71	5	5	4
6	Tetiana BIELODONOVA / Ivan KACHUR	UKR	99.76	6	6	6
7	Villo Mira SZILAGYI / Istvan JARACS	HUN	92.53	8	7	9
8	Eryn ALAVERA / Sasha ROSSIGNOL	FRA	91.93	9	8	8
9	Vira FAHRADOVA / Oleksandr KAPRYSHANSKYI	UKR	91.66	7	9	7
10	Arianna TESTERINI / Raphael Raymond MEUNIER	ITA	83.70	10	10	11
11	Holly Julie MOORE / Jan EGOROV	GER	82.07	11	11	10
Withdrawn						
	Laura BALCERSKA / Borys MAKOWSKI	POL		WD	WD	


Mr. Csaba BALINT, ISU
Referee

Ms. Valeria ROSA, ISU
Technical Controller



Legend:		FD	WD	Pl.
PD	Pattern Dance	Free Dance	Withdrawn	Place



RESULTS

ICE DANCE ADVANCED NOVICE PATTERN DANCE

Pl.	Name	Nation	Total Segment Score
1	Sofía PASCUAL MATEOS / Sergio PARRA ALMONACID	ESP	32.38
2	Melissa CACHOVA / David BROM	CZE	32.14
3	Aneta VACLAVIKOVA / Ivan MOROZOV	SVK	31.61
4	Johana CECHOVA / Vlastimil MRAZEK	CZE	29.73
5	Zoe BIANCHI / Pietro ROTA	ITA	27.91
6	Tetiana BIELODONOVA / Ivan KACHUR	UKR	27.43
7	Vira FAHRADOVA / Oleksandr KAPRYSHANSKYI	UKR	27.10
8	Villo Mira SZILAGYI / Istvan JARACS	HUN	26.13
9	Eryn ALAVERA / Sasha ROSSIGNOL	FRA	26.00
10	Arianna TESTERINI / Raphael Raymond MEUNIER	ITA	23.27
11	Holly Julie MOORE / Jan EGOROV	GER	21.37
Withdrawn			
	Laura BALCERSKA / Borys MAKOWSKI	POL	WD

Mr. Csaba BALINT, ISU
Referee

Ms. Valeria ROSA, ISU
Technical Controller

Legend:
WD Withdrawn

JUDGES DETAILS PER SKATER

ICE DANCE ADVANCED NOVICE PATTERN DANCE

Rank	Name	Nation	Starting Number	Total Segment Score	Total Element Score	Total Program Component Score (factored)						Total Deductions				
1	Sofia PASCUAL MATEOS / Sergio PARRA ALMONACID	ESP	6	32.38	20.29	12.09						0.00				
#	Executed Elements	Info	Base Value	GOE	J1	J2	J3	J4	J5	J6	J7	J8	J9	Ref.	Scores of Panel	
1	RF1Sq3+kpYY		4.50	0.70	0	2	2	1	1						5.20	
2	RF2Sq3+kpYY		4.50	0.53	1	1	1	1	1						5.03	
3	RF3Sq3+kpYY		4.50	0.53	0	2	1	1	1						5.03	
4	RF4Sq3+kpYY		4.50	0.53	0	1	1	2	1						5.03	
			18.00												20.29	
Program Components			Factor													
Timing			0.93	4.25	4.25	4.00	4.50	4.25							4.25	
Presentation			0.93	4.50	3.75	4.25	4.75	4.50							4.42	
Skating Skills			0.93	4.50	4.25	4.25	4.50	4.25							4.33	
Judges Total Program Component Score (factored)																12.09
Deductions:															0.00	

Rank	Name	Nation	Starting Number	Total Segment Score	Total Element Score	Total Program Component Score (factored)						Total Deductions				
2	Melissa CACHOVA / David BROM	CZE	3	32.14	18.81	13.33						0.00				
#	Executed Elements	Info	Base Value	GOE	J1	J2	J3	J4	J5	J6	J7	J8	J9	Ref.	Scores of Panel	
1	RF1Sq1+kpNN		3.50	1.05	1	2	2	2	2						4.55	
2	RF2Sq2+kpYN		4.00	0.53	1	1	1	1	1						4.53	
3	RF3Sq2+kpNY		4.00	0.70	1	2	2	1	1						4.70	
4	RF4Sq3+kpYY		4.50	0.53	1	2	1	1	1						5.03	
			16.00												18.81	
Program Components			Factor													
Timing			0.93	4.75	4.50	4.75	4.75	5.00							4.75	
Presentation			0.93	4.75	4.50	4.75	5.00	5.00							4.83	
Skating Skills			0.93	5.00	4.50	4.75	4.75	4.75							4.75	
Judges Total Program Component Score (factored)																13.33
Deductions:															0.00	

Rank	Name	Nation	Starting Number	Total Segment Score	Total Element Score	Total Program Component Score (factored)						Total Deductions				
3	Aneta VACLAVIKOVA / Ivan MOROZOV	SVK	8	31.61	18.44	13.17						0.00				
#	Executed Elements	Info	Base Value	GOE	J1	J2	J3	J4	J5	J6	J7	J8	J9	Ref.	Scores of Panel	
1	RF1Sq2+kpNY		4.00	0.70	1	1	1	2	2						4.70	
2	RF2Sq2+kpYN		4.00	0.53	1	1	1	1	1						4.53	
3	RF3Sq3+kpYY		4.50	0.18	0	0	1	0	1						4.68	
4	RF4Sq2+kpYN		4.00	0.53	1	0	1	2	1						4.53	
			16.50												18.44	
Program Components			Factor													
Timing			0.93	4.50	3.75	4.50	5.25	5.25							4.75	
Presentation			0.93	4.75	3.75	4.75	5.00	5.25							4.83	
Skating Skills			0.93	4.50	3.50	4.50	4.75	5.00							4.58	
Judges Total Program Component Score (factored)																13.17
Deductions:															0.00	

JUDGES DETAILS PER SKATER

ICE DANCE ADVANCED NOVICE PATTERN DANCE

Rank	Name	Nation	Starting Number	Total Segment Score	Total Element Score	Total Program Component Score (factored)						Total Deductions			
4	Johana CECHOVA / Vlastimil MRAZEK	CZE	1	29.73	18.57	11.16						0.00			
#	Executed Elements	Info	Base Value	GOE	J1	J2	J3	J4	J5	J6	J7	J8	J9	Ref.	Scores of Panel
1	RF1Sq3+kpYY		4.50	0.53	1	1	1	0	1						5.03
2	RF2Sq3+kpYY		4.50	0.18	1	1	0	0	0						4.68
3	RF3Sq2+kpNY		4.00	0.18	0	0	0	1	1						4.18
4	RF4Sq3+kpYY		4.50	0.18	0	0	1	1	0						4.68
			17.50												18.57
Program Components			Factor												
Timing			0.93	4.50	3.50	3.50	4.25	4.25							4.00
Presentation			0.93	4.50	3.50	4.00	3.75	4.00							3.92
Skating Skills			0.93	4.75	3.50	4.00	4.00	4.25							4.08
Judges Total Program Component Score (factored)														11.16	
Deductions:															0.00

Rank	Name	Nation	Starting Number	Total Segment Score	Total Element Score	Total Program Component Score (factored)						Total Deductions			
5	Zoe BIANCHI / Pietro ROTA	ITA	2	27.91	16.82	11.09						0.00			
#	Executed Elements	Info	Base Value	GOE	J1	J2	J3	J4	J5	J6	J7	J8	J9	Ref.	Scores of Panel
1	RF1Sq3+kpYY		4.50	-0.18	0	0	-1	-1	0						4.32
2	RF2Sq3+kpYY		4.50	0.00	0	0	0	0	1						4.50
3	RF3Sq2+kpNY		4.00	0.00	0	0	0	0	1						4.00
4	RF4Sq2+kpYN		4.00	0.00	0	0	0	0	1						4.00
			17.00												16.82
Program Components			Factor												
Timing			0.93	4.25	3.50	3.75	4.00	4.50							4.00
Presentation			0.93	4.50	3.25	4.00	3.50	4.50							4.00
Skating Skills			0.93	4.25	3.25	3.75	3.75	4.25							3.92
Judges Total Program Component Score (factored)														11.09	
Deductions:															0.00

Rank	Name	Nation	Starting Number	Total Segment Score	Total Element Score	Total Program Component Score (factored)						Total Deductions			
6	Tetiana BIELODONOVA / Ivan KACHUR	UKR	12	27.43	16.50	10.93						0.00			
#	Executed Elements	Info	Base Value	GOE	J1	J2	J3	J4	J5	J6	J7	J8	J9	Ref.	Scores of Panel
1	RF1Sq3+kpYY		4.50	0.00	0	1	0	0	0						4.50
2	RF2Sq2+kpYN		4.00	0.18	0	2	1	0	0						4.18
3	RF3Sq2+kpNY		4.00	-0.18	0	2	0	-1	-1						3.82
4	RF4Sq2+kpYN		4.00	0.00	0	1	0	0	0						4.00
			16.50												16.50
Program Components			Factor												
Timing			0.93	4.00	4.00	3.75	3.50	3.75							3.83
Presentation			0.93	4.00	4.00	4.25	3.75	4.00							4.00
Skating Skills			0.93	4.25	3.75	4.00	3.50	4.00							3.92
Judges Total Program Component Score (factored)														10.93	
Deductions:															0.00

JUDGES DETAILS PER SKATER

ICE DANCE ADVANCED NOVICE PATTERN DANCE

Rank	Name	Nation	Starting Number	Total Segment Score	Total Element Score	Total Program Component Score (factored)						Total Deductions			
7	Vira FAHRADOVA / Oleksandr KAPRYSHANSKYI	UKR	4	27.10	16.64	10.46						0.00			
#	Executed Elements	Info	Base Value	GOE	J1	J2	J3	J4	J5	J6	J7	J8	J9	Ref.	Scores of Panel
1	RF1Sq3+kpYY		4.50	-0.18	0	1	0	-1	-1						4.32
2	RF2Sq2+kpYN		4.00	-0.18	-1	1	0	-1	0						3.82
3	RF3Sq2+kpNY		4.00	0.00	0	1	0	-1	0						4.00
4	RF4Sq3+kpYY		4.50	0.00	0	1	0	0	0						4.50
			17.00												16.64
Program Components			Factor												
Timing			0.93	3.75	3.75	3.75	3.25	3.50							3.67
Presentation			0.93	4.00	3.75	4.00	3.50	3.75							3.83
Skating Skills			0.93	4.00	3.75	4.00	3.25	3.50							3.75
Judges Total Program Component Score (factored)															10.46
Deductions:												0.00			

Rank	Name	Nation	Starting Number	Total Segment Score	Total Element Score	Total Program Component Score (factored)						Total Deductions			
8	Villo Mira SZILAGYI / Istvan JARACS	HUN	7	26.13	15.67	10.46						0.00			
#	Executed Elements	Info	Base Value	GOE	J1	J2	J3	J4	J5	J6	J7	J8	J9	Ref.	Scores of Panel
1	RF1Sq2+kpNY		4.00	0.35	1	1	1	-1	0						4.35
2	RF2Sq2+kpYN		4.00	0.00	0	1	0	0	0						4.00
3	RF3Sq1+kpNN		3.50	-0.18	0	0	0	-1	-1						3.32
4	RF4Sq2+kpYN		4.00	0.00	0	0	0	-1	0						4.00
			15.50												15.67
Program Components			Factor												
Timing			0.93	4.00	3.50	4.00	3.50	3.50							3.67
Presentation			0.93	3.75	3.75	4.00	4.25	3.50							3.83
Skating Skills			0.93	4.00	3.50	4.25	3.75	3.25							3.75
Judges Total Program Component Score (factored)															10.46
Deductions:												0.00			

Rank	Name	Nation	Starting Number	Total Segment Score	Total Element Score	Total Program Component Score (factored)						Total Deductions			
9	Eryn ALAVERA / Sasha ROSSIGNOL	FRA	5	26.00	16.00	10.00						0.00			
#	Executed Elements	Info	Base Value	GOE	J1	J2	J3	J4	J5	J6	J7	J8	J9	Ref.	Scores of Panel
1	RF1Sq2+kpNY		4.00	0.00	0	1	0	0	0						4.00
2	RF2Sq2+kpYN		4.00	0.00	-1	0	1	0	0						4.00
3	RF3Sq2+kpNY		4.00	0.00	-1	0	0	0	0						4.00
4	RF4Sq2+kpYN		4.00	0.00	-1	0	0	0	0						4.00
			16.00												16.00
Program Components			Factor												
Timing			0.93	3.75	3.50	3.50	3.75	4.00							3.67
Presentation			0.93	3.50	3.25	3.75	3.50	3.75							3.58
Skating Skills			0.93	3.50	3.25	3.50	3.50	3.75							3.50
Judges Total Program Component Score (factored)															10.00
Deductions:												0.00			

JUDGES DETAILS PER SKATER

ICE DANCE ADVANCED NOVICE PATTERN DANCE

Rank	Name	Nation	Starting Number	Total Segment Score	Total Element Score	Total Program Component Score (factored)						Total Deductions			
10	Arianna TESTERINI / Raphael Raymond MEUNIER	ITA	11	23.27	13.74	9.53						0.00			
#	Executed Elements	Info	Base Value	GOE	J1	J2	J3	J4	J5	J6	J7	J8	J9	Ref.	Scores of Panel
1	RF1Sq2+kpNY		4.00	-0.35	-1	0	0	-1	-1						3.65
2	RF2Sq2+kpYN		4.00	-0.35	0	0	-1	-1	-1						3.65
3	RF3Sq1+kpNN		3.50	-0.53	-1	0	-1	-1	-1						2.97
4	RF4Sq2+kpYN		4.00	-0.53	-1	0	-1	-1	-1						3.47
			15.50												13.74
Program Components			Factor												
Timing			0.93	3.50	3.50	3.25	3.00	3.25							3.33
Presentation			0.93	3.75	3.25	3.75	3.50	3.50							3.58
Skating Skills			0.93	3.75	3.50	3.25	3.25	3.25							3.33
Judges Total Program Component Score (factored)															9.53
Deductions:													0.00		

Rank	Name	Nation	Starting Number	Total Segment Score	Total Element Score	Total Program Component Score (factored)						Total Deductions			
11	Holly Julie MOORE / Jan EGOROV	GER	10	21.37	12.54	8.83						0.00			
#	Executed Elements	Info	Base Value	GOE	J1	J2	J3	J4	J5	J6	J7	J8	J9	Ref.	Scores of Panel
1	RF1Sq1+kpNN		3.50	-0.70	-1	-2	-1	-2	-1						2.80
2	RF2Sq2+kpYN		4.00	-0.53	-1	-1	-1	-1	-1						3.47
3	RF3Sq1+kpNN		3.50	-0.70	-1	-2	-1	-2	-1						2.80
4	RF4Sq2+kpYN		4.00	-0.53	-2	-1	-1	-1	-1						3.47
			15.00												12.54
Program Components			Factor												
Timing			0.93	3.25	3.00	3.50	2.50	3.00							3.08
Presentation			0.93	3.50	2.75	3.50	3.00	3.25							3.25
Skating Skills			0.93	3.50	3.00	3.25	3.25	3.00							3.17
Judges Total Program Component Score (factored)															8.83
Deductions:													0.00		

Legend:	#	Sequence number	GOE	Grade of Execution	Jx	Judges (x=1-9)	Ref.	Referee
----------------	---	-----------------	-----	--------------------	----	----------------	------	---------

RESULTS

ICE DANCE ADVANCED NOVICE PATTERN DANCE

Pl.	Name	Nation	Total Segment Score
1	Melissa CACHOVA / David BROM	CZE	33.51
2	Aneta VACLAVIKOVA / Ivan MOROZOV	SVK	32.89
3	Sofia PASCUAL MATEOS / Sergio PARRA ALMONACID	ESP	31.05
4	Johana CECHOVA / Vlastimil MRAZEK	CZE	29.84
5	Zoe BIANCHI / Pietro ROTA	ITA	29.65
6	Tetiana BIELODONOVA / Ivan KACHUR	UKR	28.27
7	Villo Mira SZILAGYI / Istvan JARACS	HUN	27.30
8	Eryn ALAVERA / Sasha ROSSIGNOL	FRA	25.94
9	Vira FAHRADOVA / Oleksandr KAPRYSHANSKYI	UKR	23.85
10	Arianna TESTERINI / Raphael Raymond MEUNIER	ITA	23.43
11	Holly Julie MOORE / Jan EGOROV	GER	22.66
Withdrawn			
	Laura BALCERSKA / Borys MAKOWSKI	POL	WD

Mr. Csaba BALINT, ISU
Referee

Ms. Valeria ROSA, ISU
Technical Controller

Legend:
WD Withdrawn

JUDGES DETAILS PER SKATER

ICE DANCE ADVANCED NOVICE PATTERN DANCE

Rank	Name	Nation	Starting Number	Total Segment Score	Total Element Score	Total Program Component Score (factored)						Total Deductions			
1	Melissa CACHOVA / David BROM	CZE	9	33.51	19.79	13.72						0.00			
#	Executed Elements	Info	Base Value	GOE	J1	J2	J3	J4	J5	J6	J7	J8	J9	Ref.	Scores of Panel
1	SW1Sq1Se3+kpYY		4.50	0.70	1	2	1	2	1						5.20
2	SW1Sq2Se3+kpYY		4.50	0.53	1	2	1	1	1						5.03
3	SW2Sq1Se2+kpYT		4.00	0.53	1	2	1	1	1						4.53
4	SW2Sq2Se3+kpYY		4.50	0.53	0	1	1	1	1						5.03
			17.50												19.79
Program Components			Factor												
Timing			0.93	4.75	4.75	5.00	5.00	5.25							4.92
Presentation			0.93	4.75	4.75	5.00	5.25	5.25							5.00
Skating Skills			0.93	4.50	4.75	4.75	5.00	5.00							4.83
Judges Total Program Component Score (factored)															13.72
Deductions:													0.00		

Rank	Name	Nation	Starting Number	Total Segment Score	Total Element Score	Total Program Component Score (factored)						Total Deductions			
2	Aneta VACLAVIKOVA / Ivan MOROZOV	SVK	2	32.89	19.64	13.25						0.00			
#	Executed Elements	Info	Base Value	GOE	J1	J2	J3	J4	J5	J6	J7	J8	J9	Ref.	Scores of Panel
1	SW1Sq1Se3+kpYY		4.50	0.88	1	2	2	1	2						5.38
2	SW1Sq2Se3+kpYY		4.50	0.70	1	1	1	2	2						5.20
3	SW2Sq1Se3+kpYY		4.50	0.53	1	1	1	1	1						5.03
4	SW2Sq2Se1+kpNN		3.50	0.53	0	1	1	1	1						4.03
			17.00												19.64
Program Components			Factor												
Timing			0.93	4.50	4.50	4.50	5.00	5.25							4.67
Presentation			0.93	4.75	4.25	5.00	5.25	5.25							5.00
Skating Skills			0.93	4.50	4.25	4.50	4.75	5.00							4.58
Judges Total Program Component Score (factored)															13.25
Deductions:													0.00		

Rank	Name	Nation	Starting Number	Total Segment Score	Total Element Score	Total Program Component Score (factored)						Total Deductions			
3	Sofia PASCUAL MATEOS / Sergio PARRA ALMONACID	ESP	12	31.05	18.11	12.94						0.00			
#	Executed Elements	Info	Base Value	GOE	J1	J2	J3	J4	J5	J6	J7	J8	J9	Ref.	Scores of Panel
1	SW1Sq1Se3+kpYY		4.50	0.70	1	2	1	2	1						5.20
2	SW1Sq2Se1+kpNN		3.50	0.53	0	1	1	1	1						4.03
3	SW2Sq1Se3+kpYY		4.50	0.35	0	1	1	0	1						4.85
4	SW2Sq2Se1+kpNN		3.50	0.53	0	1	1	1	1						4.03
			16.00												18.11
Program Components			Factor												
Timing			0.93	4.00	4.25	4.75	5.25	5.00							4.67
Presentation			0.93	4.25	4.25	5.00	5.00	4.75							4.67
Skating Skills			0.93	4.25	4.25	4.75	4.75	5.00							4.58
Judges Total Program Component Score (factored)															12.94
Deductions:													0.00		

JUDGES DETAILS PER SKATER

ICE DANCE ADVANCED NOVICE PATTERN DANCE

Rank	Name	Nation	Starting Number	Total Segment Score	Total Element Score	Total Program Component Score (factored)						Total Deductions			
4	Johana CECHOVA / Vlastimil MRAZEK	CZE	7	29.84	18.06	11.78						0.00			
#	Executed Elements	Info	Base Value	GOE	J1	J2	J3	J4	J5	J6	J7	J8	J9	Ref.	Scores of Panel
1	SW1Sq1Se3+kpYY		4.50	0.35	0	2	0	1	1						4.85
2	SW1Sq2Se3+kpYY		4.50	0.53	0	1	1	1	1						5.03
3	SW2Sq1Se2+kpYN		4.00	0.18	0	1	0	1	0						4.18
4	SW2Sq2Se2+kpNY		4.00	0.00	-1	0	0	0	0						4.00
			17.00												18.06
Program Components			Factor												
Timing			0.93	4.00	3.50	4.00	4.00	4.25							4.00
Presentation			0.93	4.25	4.25	4.25	4.25	4.50							4.25
Skating Skills			0.93	4.25	4.50	3.75	4.50	4.50							4.42
Judges Total Program Component Score (factored)															11.78
Deductions:												0.00			

Rank	Name	Nation	Starting Number	Total Segment Score	Total Element Score	Total Program Component Score (factored)						Total Deductions			
5	Zoe BIANCHI / Pietro ROTA	ITA	8	29.65	17.71	11.94						0.00			
#	Executed Elements	Info	Base Value	GOE	J1	J2	J3	J4	J5	J6	J7	J8	J9	Ref.	Scores of Panel
1	SW1Sq1Se3+kpYY		4.50	0.35	0	1	0	1	1						4.85
2	SW1Sq2Se2+kpYN		4.00	0.18	0	0	0	1	1						4.18
3	SW2Sq1Se3+kpYY		4.50	0.00	1	0	0	0	0						4.50
4	SW2Sq2Se2+kpYN		4.00	0.18	-1	0	0	1	1						4.18
			17.00												17.71
Program Components			Factor												
Timing			0.93	4.25	3.50	4.25	4.50	4.50							4.33
Presentation			0.93	4.50	3.50	4.25	4.25	4.75							4.33
Skating Skills			0.93	4.50	3.50	4.00	4.00	4.50							4.17
Judges Total Program Component Score (factored)															11.94
Deductions:												0.00			

Rank	Name	Nation	Starting Number	Total Segment Score	Total Element Score	Total Program Component Score (factored)						Total Deductions			
6	Tetiana BIELODONOVA / Ivan KACHUR	UKR	6	28.27	17.04	11.23						0.00			
#	Executed Elements	Info	Base Value	GOE	J1	J2	J3	J4	J5	J6	J7	J8	J9	Ref.	Scores of Panel
1	SW1Sq1Se3+kpYY		4.50	0.18	0	2	0	0	1						4.68
2	SW1Sq2Se3+kpYY		4.50	0.00	0	2	0	-1	0						4.50
3	SW2Sq1Se2+kpYN		4.00	0.18	1	1	0	0	0						4.18
4	SW2Sq2Se1+kpNN		3.50	0.18	1	1	0	0	0						3.68
			16.50												17.04
Program Components			Factor												
Timing			0.93	4.00	4.00	4.00	3.50	4.00							4.00
Presentation			0.93	4.25	4.00	4.00	3.75	4.25							4.08
Skating Skills			0.93	4.25	4.00	4.00	4.00	4.00							4.00
Judges Total Program Component Score (factored)															11.23
Deductions:												0.00			

JUDGES DETAILS PER SKATER

ICE DANCE ADVANCED NOVICE PATTERN DANCE

Rank	Name	Nation	Starting Number	Total Segment Score	Total Element Score	Total Program Component Score (factored)						Total Deductions			
7	Villo Mira SZILAGYI / Istvan JARACS	HUN	1	27.30	16.68	10.62						0.00			
#	Executed Elements	Info	Base Value	GOE	J1	J2	J3	J4	J5	J6	J7	J8	J9	Ref.	Scores of Panel
1	SW1Sq1Se1+kpNN		3.50	0.18	1	0	1	0	-1						3.68
2	SW1Sq2Se3+kpYY		4.50	0.00	0	1	0	-1	0						4.50
3	SW2Sq1Se2+kpNY		4.00	0.00	0	1	0	0	-1						4.00
4	SW2Sq2Se3+kpYY		4.50	0.00	-1	0	0	0	0						4.50
			16.50												16.68
Program Components			Factor												
Timing			0.93	4.00	3.75	4.00	3.50	3.50							3.75
Presentation			0.93	4.25	3.75	4.25	4.00	3.25							4.00
Skating Skills			0.93	3.75	3.50	4.25	3.75	3.50							3.67
Judges Total Program Component Score (factored)															10.62
Deductions:												0.00			

Rank	Name	Nation	Starting Number	Total Segment Score	Total Element Score	Total Program Component Score (factored)						Total Deductions			
8	Eryn ALAVERA / Sasha ROSSIGNOL	FRA	11	25.94	15.64	10.30						0.00			
#	Executed Elements	Info	Base Value	GOE	J1	J2	J3	J4	J5	J6	J7	J8	J9	Ref.	Scores of Panel
1	SW1Sq1Se2+kpYN		4.00	0.00	0	1	0	-2	0						4.00
2	SW1Sq2Se2+kpYN		4.00	-0.18	-1	0	-1	0	0						3.82
3	SW2Sq1Se2+kpYN		4.00	0.00	0	0	0	0	0						4.00
4	SW2Sq2Se2+kpYN		4.00	-0.18	-1	0	-1	0	0						3.82
			16.00												15.64
Program Components			Factor												
Timing			0.93	3.75	3.25	4.00	3.00	3.75							3.58
Presentation			0.93	4.00	3.50	4.00	3.75	3.75							3.83
Skating Skills			0.93	3.75	3.50	4.00	3.50	3.75							3.67
Judges Total Program Component Score (factored)															10.30
Deductions:												0.00			

Rank	Name	Nation	Starting Number	Total Segment Score	Total Element Score	Total Program Component Score (factored)						Total Deductions			
9	Vira FAHRADOVA / Oleksandr KAPRYSHANSKYI	UKR	10	23.85	13.62	10.23						0.00			
#	Executed Elements	Info	Base Value	GOE	J1	J2	J3	J4	J5	J6	J7	J8	J9	Ref.	Scores of Panel
1	SW1Sq1Se2+kpYN		4.00	0.00	0	0	0	0	0						4.00
2	SW1Sq2Se1+kpNN		3.50	-0.35	0	0	-1	-1	-1						3.15
3	SW2Sq1Se1+kpNN		3.50	-0.35	0	-1	-1	-1	0						3.15
4	SW2Sq2Se1+kpNN		3.50	-0.18	-1	0	-1	0	0						3.32
			14.50												13.62
Program Components			Factor												
Timing			0.93	3.75	3.25	3.50	3.50	3.75							3.58
Presentation			0.93	4.00	3.25	3.75	3.50	4.00							3.75
Skating Skills			0.93	4.00	3.50	3.75	3.25	3.75							3.67
Judges Total Program Component Score (factored)															10.23
Deductions:												0.00			

JUDGES DETAILS PER SKATER

ICE DANCE ADVANCED NOVICE PATTERN DANCE

Rank	Name	Nation	Starting Number	Total Segment Score	Total Element Score	Total Program Component Score (factored)						Total Deductions			
10	Arianna TESTERINI / Raphael Raymond MEUNIER	ITA	5	23.43	13.58	9.85						0.00			
#	Executed Elements	Info	Base Value	GOE	J1	J2	J3	J4	J5	J6	J7	J8	J9	Ref.	Scores of Panel
1	SW1Sq1Se2+kpYN		4.00	-0.53	-1	0	-1	-1	-1						3.47
2	SW1Sq2Se1+kpNN		3.50	-0.18	-1	0	-1	0	0						3.32
3	SW2Sq1Se2+kpYN		4.00	-0.53	-1	1	-1	-1	-1						3.47
4	SW2Sq2Se1+kpNN		3.50	-0.18	-1	1	-1	0	0						3.32
			15.00												13.58
Program Components			Factor												
Timing			0.93	3.25	3.50	3.50	3.50	3.25							3.42
Presentation			0.93	3.75	3.50	3.75	3.50	3.75							3.67
Skating Skills			0.93	3.50	3.50	4.00	3.50	3.50							3.50
Judges Total Program Component Score (factored)															9.85
Deductions:														0.00	

Rank	Name	Nation	Starting Number	Total Segment Score	Total Element Score	Total Program Component Score (factored)						Total Deductions			
11	Holly Julie MOORE / Jan EGOROV	GER	4	22.66	13.59	9.07						0.00			
#	Executed Elements	Info	Base Value	GOE	J1	J2	J3	J4	J5	J6	J7	J8	J9	Ref.	Scores of Panel
1	SW1Sq1Se1+kpNN		3.50	0.00	-1	1	0	0	0						3.50
2	SW1Sq2Se2+kpYN		4.00	-0.53	-1	0	-1	-1	-1						3.47
3	SW2Sq1Se1+kpNN		3.50	-0.53	-1	0	-1	-1	-1						2.97
4	SW2Sq2Se2+kpYN		4.00	-0.35	-1	0	-1	0	-1						3.65
			15.00												13.59
Program Components			Factor												
Timing			0.93	3.50	3.25	3.25	3.25	3.25							3.25
Presentation			0.93	3.25	3.00	3.75	3.00	3.25							3.17
Skating Skills			0.93	3.50	3.00	3.50	3.50	3.00							3.33
Judges Total Program Component Score (factored)															9.07
Deductions:														0.00	

Legend:							
#	Sequence number	GOE	Grade of Execution	Jx	Judges (x=1-9)	Ref.	Referee

RESULTS

ICE DANCE ADVANCED NOVICE FREE DANCE

Pl.	Name	Nation	Total Segment Score
1	Aneta VACLAVIKOVA / Ivan MOROZOV	SVK	54.62
2	Johana CECHOVA / Vlastimil MRAZEK	CZE	48.58
3	Sofia PASCUAL MATEOS / Sergio PARRA ALMONACID	ESP	48.46
4	Zoe BIANCHI / Pietro ROTA	ITA	45.15
5	Melissa CACHOVA / David BROM	CZE	45.07
6	Tetiana BIELODONOVA / Ivan KACHUR	UKR	44.06
7	Vira FAHRADOVA / Oleksandr KAPRYSHANSKYI	UKR	40.71
8	Eryn ALAVERA / Sasha ROSSIGNOL	FRA	39.99
9	Villo Mira SZILAGYI / Istvan JARACS	HUN	39.10
10	Holly Julie MOORE / Jan EGOROV	GER	38.04
11	Arianna TESTERINI / Raphael Raymond MEUNIER	ITA	37.00

Mr. Csaba BALINT, ISU
Referee

Ms. Valeria ROSA, ISU
Technical Controller

JUDGES DETAILS PER SKATER

ICE DANCE ADVANCED NOVICE FREE DANCE

Rank	Name	Nation	Starting Number	Total Segment Score	Total Element Score	Total Program Component Score (factored)						Total Deductions			
1	Aneta VACLAVIKOVA / Ivan MOROZOV	SVK	10	54.62	34.33	20.29						0.00			
#	Executed Elements	Info	Base Value	GOE	J1	J2	J3	J4	J5	J6	J7	J8	J9	Ref.	Scores of Panel
1	SILi3		4.70	0.96	1	2	3	2	2						5.66
2	CiStW2+CiStM1		7.21	1.73	1	1	2	2	2						8.94
3	DSp3		5.25	1.32	2	3	3	2	2						6.57
4	SqTwW3+SqTwM3		6.60	1.60	2	2	3	2	2						8.20
5	ChSt1		1.10	1.38	1	1	2	2	2						2.48
6	ChLi1		1.10	1.38	2	1	2	1	2						2.48
			25.96											34.33	
Program Components				Factor											
Composition				1.33	4.75	4.75	5.25	5.25	5.25					5.08	
Presentation				1.33	5.00	4.75	5.25	5.50	5.25					5.17	
Skating Skills				1.33	5.00	5.00	5.00	5.00	5.00					5.00	
Judges Total Program Component Score (factored)											20.29				
Deductions:												0.00			

Rank	Name	Nation	Starting Number	Total Segment Score	Total Element Score	Total Program Component Score (factored)						Total Deductions			
2	Johana CECHOVA / Vlastimil MRAZEK	CZE	8	48.58	30.06	18.52						0.00			
#	Executed Elements	Info	Base Value	GOE	J1	J2	J3	J4	J5	J6	J7	J8	J9	Ref.	Scores of Panel
1	SILi3		4.70	0.64	1	2	1	1	2						5.34
2	DSp3		5.25	0.56	1	1	1	0	1						5.81
3	MiStW2+MiStM1		7.21	1.04	1	1	2	1	1						8.25
4	ChSt1		1.10	1.66	1	2	2	2	2						2.76
5	SqTwW2+SqTwM3		6.22	-0.53	0	-1	-1	-1	0						5.69
6	ChLi1		1.10	1.11	2	2	1	1	1						2.21
			25.58											30.06	
Program Components				Factor											
Composition				1.33	4.25	5.00	4.50	4.50	5.00					4.67	
Presentation				1.33	4.50	4.75	4.75	4.75	5.00					4.75	
Skating Skills				1.33	4.50	5.00	4.25	4.25	4.75					4.50	
Judges Total Program Component Score (factored)											18.52				
Deductions:												0.00			

Rank	Name	Nation	Starting Number	Total Segment Score	Total Element Score	Total Program Component Score (factored)						Total Deductions			
3	Sofia PASCUAL MATEOS / Sergio PARRA ALMONACID	ESP	9	48.46	30.07	18.39						0.00			
#	Executed Elements	Info	Base Value	GOE	J1	J2	J3	J4	J5	J6	J7	J8	J9	Ref.	Scores of Panel
1	SqTwW2+SqTwM3		6.22	-0.27	0	0	0	-1	-1						5.95
2	SILi3		4.70	0.48	1	1	1	2	1						5.18
3	MiStW1+MiStM2		7.21	1.04	0	1	1	1	1						8.25
4	DSp3		5.25	0.75	1	2	1	2	1						6.00
5	ChSt1		1.10	0.83	1	2	1	0	1						1.93
6	ChLi1		1.10	1.66	2	2	2	2	2						2.76
			25.58											30.07	
Program Components				Factor											
Composition				1.33	4.25	4.75	4.50	4.75	4.75					4.67	
Presentation				1.33	4.25	4.75	4.50	5.00	4.50					4.58	
Skating Skills				1.33	4.50	4.75	4.25	4.50	4.75					4.58	
Judges Total Program Component Score (factored)											18.39				
Deductions:												0.00			
Violation of choreo restrictions				(1 of 6)											

JUDGES DETAILS PER SKATER

ICE DANCE ADVANCED NOVICE FREE DANCE

Rank	Name	Nation	Starting Number	Total Segment Score	Total Element Score	Total Program Component Score (factored)						Total Deductions			
4	Zoe BIANCHI / Pietro ROTA	ITA	7	45.15	27.52	17.63						0.00			
#	Executed Elements	Info	Base Value	GOE	J1	J2	J3	J4	J5	J6	J7	J8	J9	Ref.	Scores of Panel
1	SILi3		4.70	0.64	1	2	2	1	1						5.34
2	SqTwW3+SqTwM3		6.60	0.00	1	0	0	-1	0						6.60
3	DSp1		3.75	0.00	0	0	0	0	1						3.75
4	ChSt1		1.10	0.83	1	0	1	1	1						1.93
5	DiStW2+DiStM1		7.21	1.04	1	1	1	1	1						8.25
6	ChSt1		1.10	0.55	1	0	2	0	1						1.65
			24.46												27.52
Program Components				Factor											
Composition				1.33	4.25	4.25	4.75	4.25	4.50					4.33	
Presentation				1.33	4.25	4.50	4.75	4.50	4.50					4.50	
Skating Skills				1.33	4.50	4.50	4.25	4.50	4.25					4.42	
Judges Total Program Component Score (factored)											17.63				
Deductions:												0.00			

Rank	Name	Nation	Starting Number	Total Segment Score	Total Element Score	Total Program Component Score (factored)						Total Deductions			
5	Melissa CACHOVA / David BROM	CZE	11	45.07	27.34	18.73						-1.00			
#	Executed Elements	Info	Base Value	GOE	J1	J2	J3	J4	J5	J6	J7	J8	J9	Ref.	Scores of Panel
1	SqTwW2+SqTwM1		5.59	-1.60	-2	-2	-2	-3	-2						3.99
2	StaLi1		3.20	0.32	0	2	1	1	0						3.52
3	SeStW2+SeStM2		7.46	1.04	1	1	2	1	1						8.50
4	ChSt1		1.10	1.66	2	2	2	2	2						2.76
5	DSp3		5.25	0.56	1	2	1	1	1						5.81
6	ChSt1		1.10	1.66	2	2	3	2	1						2.76
			23.70												27.34
Program Components				Factor											
Composition				1.33	4.75	5.25	4.50	4.75	4.75					4.75	
Presentation				1.33	4.75	5.00	4.50	4.50	4.50					4.58	
Skating Skills				1.33	4.50	4.75	4.75	5.00	4.75					4.75	
Judges Total Program Component Score (factored)											18.73				
Deductions:												-1.00			
Falls												-1.00 (2)			

Rank	Name	Nation	Starting Number	Total Segment Score	Total Element Score	Total Program Component Score (factored)						Total Deductions			
6	Tetiana BIELODONOVA / Ivan KACHUR	UKR	6	44.06	27.43	16.63						0.00			
#	Executed Elements	Info	Base Value	GOE	J1	J2	J3	J4	J5	J6	J7	J8	J9	Ref.	Scores of Panel
1	DSp3		5.25	0.75	2	2	0	1	1						6.00
2	SqTwW2+SqTwM3		6.22	-1.07	-1	-1	-1	-2	-2						5.15
3	DiStW1+DiStM1		6.96	0.00	0	1	0	0	0						6.96
4	SILi3		4.70	0.48	1	2	1	1	1						5.18
5	ChSt1		1.10	1.11	1	2	1	2	1						2.21
6	ChLi1		1.10	0.83	1	1	1	1	1						1.93
			25.33												27.43
Program Components				Factor											
Composition				1.33	4.00	4.50	4.00	4.25	4.25					4.17	
Presentation				1.33	4.25	4.75	4.25	4.25	4.25					4.25	
Skating Skills				1.33	4.00	4.50	4.00	4.25	4.00					4.08	
Judges Total Program Component Score (factored)											16.63				
Deductions:												0.00			

JUDGES DETAILS PER SKATER

ICE DANCE ADVANCED NOVICE FREE DANCE

Rank	Name	Nation	Starting Number	Total Segment Score	Total Element Score	Total Program Component Score (factored)						Total Deductions			
7	Vira FAHRADOVA / Oleksandr KAPRYSHANSKYI	UKR	3	40.71	25.42	15.29						0.00			
#	Executed Elements	Info	Base Value	GOE	J1	J2	J3	J4	J5	J6	J7	J8	J9	Ref.	Scores of Panel
1	DiStW1+DiStM1		6.96	0.00	0	0	0	-1	0						6.96
2	SqTwW2+SqTwM2		5.84	-0.80	0	0	-2	-2	-1						5.04
3	ChSp1		1.10	-0.07	1	0	-1	-1	0						1.03
4	RoLi3		4.70	0.32	2	0	-1	1	1						5.02
5	ChSt1		1.10	0.83	1	1	1	0	2						1.93
6	DSp3		5.25	0.19	1	0	0	0	1						5.44
			24.95											25.42	
Program Components				Factor											
Composition				1.33	4.00	3.50	4.00	4.00	4.00					4.00	
Presentation				1.33	4.25	3.50	4.00	3.75	4.00					3.92	
Skating Skills				1.33	4.00	3.50	3.75	3.50	3.50					3.58	
Judges Total Program Component Score (factored)											15.29				
Deductions:												0.00			

Rank	Name	Nation	Starting Number	Total Segment Score	Total Element Score	Total Program Component Score (factored)						Total Deductions			
8	Eryn ALAVERA / Sasha ROSSIGNOL	FRA	4	39.99	24.92	15.07						0.00			
#	Executed Elements	Info	Base Value	GOE	J1	J2	J3	J4	J5	J6	J7	J8	J9	Ref.	Scores of Panel
1	DSp1		3.75	0.56	1	1	0	1	1						4.31
2	SqTwW3+SqTwM2		6.22	-1.33	-1	-2	-2	-2	-1						4.89
3	CiStW1+CiStM1		6.96	0.00	0	0	0	0	0						6.96
4	SILi3		4.70	0.48	1	1	1	1	1						5.18
5	ChSt1		1.10	0.83	1	1	1	0	1						1.93
6	ChSp1		1.10	0.55	1	0	1	0	1						1.65
			23.83											24.92	
Program Components				Factor											
Composition				1.33	4.00	3.75	4.25	3.75	3.75					3.83	
Presentation				1.33	3.75	3.75	4.00	3.75	3.75					3.75	
Skating Skills				1.33	3.75	3.75	3.75	4.00	3.75					3.75	
Judges Total Program Component Score (factored)											15.07				
Deductions:												0.00			

Rank	Name	Nation	Starting Number	Total Segment Score	Total Element Score	Total Program Component Score (factored)						Total Deductions				
9	Villo Mira SZILAGYI / Istvan JARACs	HUN	5	39.10	23.91	16.19						-1.00				
#	Executed Elements	Info	Base Value	GOE	J1	J2	J3	J4	J5	J6	J7	J8	J9	Ref.	Scores of Panel	
1	SqTwW2+SqTwM1		5.59	-1.33	0	-1	-2	-2	-2						4.26	
2	DiStW1+DiStM2		7.21	0.35	0	1	1	0	0						7.56	
3	SILi3		4.70	0.80	1	2	1	2	2						5.50	
4	DSp2		4.50	0.00	1	0	0	0	0						4.50	
5	ChSt1		1.10	0.55	1	1	0	0	1						1.65	
6	ChLi1	F	1.10	-0.66	-3	-3	-3	-4	-3						0.44	
			24.20											23.91		
Program Components				Factor												
Composition				1.33	4.25	4.25	4.25	4.00	4.00					4.17		
Presentation				1.33	4.00	4.25	4.25	3.75	4.00					4.08		
Skating Skills				1.33	4.00	4.00	4.00	3.75	3.75					3.92		
Judges Total Program Component Score (factored)											16.19					
Deductions:				Time violation	-0.50	Falls				-0.50	(1)					-1.00

JUDGES DETAILS PER SKATER

ICE DANCE ADVANCED NOVICE FREE DANCE

Rank	Name	Nation	Starting Number	Total Segment Score	Total Element Score	Total Program Component Score (factored)						Total Deductions			
10	Holly Julie MOORE / Jan EGOROV	GER	1	38.04	24.74	13.30						0.00			
#	Executed Elements	Info	Base Value	GOE	J1	J2	J3	J4	J5	J6	J7	J8	J9	Ref.	Scores of Panel
1	MiStW1+MiStM1		6.96	-0.69	0	-1	-1	-1	0						6.27
2	CuLi3		4.70	0.00	1	0	-1	0	0						4.70
3	DSp2		4.50	0.00	0	0	-2	0	0						4.50
4	ChSt1		1.10	0.55	1	1	-1	0	1						1.65
5	SqTwW2+SqTwM3		6.22	-0.53	0	-1	-2	0	-1						5.69
6	ChSl1		1.10	0.83	1	1	1	1	1						1.93
			24.58												24.74
Program Components				Factor											
Composition				1.33	3.50	3.00	3.50	3.75	3.50					3.50	
Presentation				1.33	3.25	3.00	3.50	3.25	3.25					3.25	
Skating Skills				1.33	3.50	3.00	3.25	3.25	3.25					3.25	
Judges Total Program Component Score (factored)											13.30				
Deductions:													0.00		

Rank	Name	Nation	Starting Number	Total Segment Score	Total Element Score	Total Program Component Score (factored)						Total Deductions			
11	Arianna TESTERINI / Raphael Raymond MEUNIER	ITA	2	37.00	22.82	14.18						0.00			
#	Executed Elements	Info	Base Value	GOE	J1	J2	J3	J4	J5	J6	J7	J8	J9	Ref.	Scores of Panel
1	DSp3		5.25	0.37	1	2	0	1	0						5.62
2	CuLi2		3.95	0.16	1	0	0	1	0						4.11
3	DiStW1+DiStM1		6.96	0.00	0	1	0	0	0						6.96
4	ChSl1		1.10	-0.07	1	0	-1	0	-1						1.03
5	SqTwW2+SqTwM1		5.59	-1.87	-2	-3	-2	-3	-2						3.72
6	ChTw1		1.10	0.28	1	0	0	0	1						1.38
			23.95												22.82
Program Components				Factor											
Composition				1.33	3.75	3.50	3.25	3.50	3.75	3.50					3.58
Presentation				1.33	3.50	3.50	3.75	3.75	3.50					3.58	
Skating Skills				1.33	3.75	3.75	3.25	3.50	3.25					3.50	
Judges Total Program Component Score (factored)											14.18				
Deductions:													0.00		

Legend:	#	Sequence number	GOE	Grade of Execution	Jx	Judges (x=1-9)	Ref.	Referee
	F	Fall						

ICE DANCE INTERMEDIATE NOVICE

Palaghiaccio Mezzaluna	20 OCT 2023	9:00	Pattern Dance
		9:20	Pattern Dance
	21 OCT 2023	8:25	Free Dance

Size of Skating Arena:	30m*60m
Ice Conditions:	very good
Number of Entries:	4
Number of Participants:	4

Entry Withdrawn:

Pattern Dance			
Duration:	1:00 +/- 10 seconds		
Segment Factor:	0.75		
Program Component Factors:	Timing		0.70
	Presentation		0.70
	Skating Skills		0.70

Pattern Dance			
Duration:	1:00 +/- 10 seconds		
Segment Factor:	0.75		
Program Component Factors:	Timing		0.70
	Presentation		0.70
	Skating Skills		0.70

Free Dance			
Duration:	2:30 +/- 10 seconds		
Segment Factor:	1.00		
Program Component Factors:	Composition		1.00
	Presentation		1.00
	Skating Skills		1.00

CALCULATION SETUP VERIFICATION FOR REFEREE

Category Ice Dance Intermediate Novice

Event parameter

Software Version	1.7.2.0	Competition Type	International Competition
Elm Xml Version	2324.0	Calculation	ISU Judging System
Sys Elm Xml Version	0	Trimmed Mean	Starts With 5 Judges
		Verification Rules Season	2023-2024

Category parameter

Category type	Ice Dance	Level	Intermediate Novice
Gender	Mixed		

Segment Pattern Dance

checksum element table: **bb9ac12a749be063110799690e3ccbb6**

General segment factor	0.75
Credit for highlight distribution	1.00

Program time	1:00
Start time 2nd half of program	0:00
Verification Rules	ISU Rules

Deductions: Entered By Values

Program components:	Factor
General component factor	1.00
1: Timing	0.70
2: Presentation	0.70
3: Skating Skills	0.70

1: Costume/Prop violation	Majority	0 -0.5
2: Time violation	Referee	0 -0.5 -1 -1.5 -2 -2.5 -3
3: Illegal element/movement	Technical Panel	0 -1 -2 -3
4: Interruption in excess	Referee	0 -0.5 -1 -1.5 -2 -2.5 -3
5: Extra element	Technical Panel	0 -0.5 -1 -1.5 -2 -2.5 -3
6:		
7: Extended lifts	Referee	0 -0.5 -1 -1.5 -2 -2.5 -3
8: Falls	Technical Panel	-0.5 per Fall
9: Music requirements violation	Majority	0 -1
10: Costume failure	Referee	0 -0.5
11: Music tempo	Referee	0 -0.5
12: Late start	Referee	0 -0.5
13:		
14: Interruption with allowance	Referee	0 -2.5

Segment Pattern Dance

checksum element table: **bb9ac12a749be063110799690e3ccbb6**

General segment factor	0.75
Credit for highlight distribution	1.00

Program time	1:00
Start time 2nd half of program	0:00
Verification Rules	ISU Rules

Deductions: Entered By Values

Program components:	Factor
General component factor	1.00
1: Timing	0.70
2: Presentation	0.70
3: Skating Skills	0.70

1: Costume/Prop violation	Majority	0 -0.5
2: Time violation	Referee	0 -0.5 -1 -1.5 -2 -2.5 -3
3: Illegal element/movement	Technical Panel	0 -1 -2 -3
4: Interruption in excess	Referee	0 -0.5 -1 -1.5 -2 -2.5 -3
5: Extra element	Technical Panel	0 -0.5 -1 -1.5 -2 -2.5 -3
6:		
7: Extended lifts	Referee	0 -0.5 -1 -1.5 -2 -2.5 -3
8: Falls	Technical Panel	-0.5 per Fall
9: Music requirements violation	Majority	0 -1
10: Costume failure	Referee	0 -0.5
11: Music tempo	Referee	0 -0.5
12: Late start	Referee	0 -0.5
13:		
14: Interruption with allowance	Referee	0 -2.5

Segment Free Dance

General segment factor 1.00
 Credit for highlight distribution 1.00

Program components:

	Factor
General component factor	1.00
1: Composition	1.00
2: Presentation	1.00
3: Skating Skills	1.00


checksum element table: **18018d94b0447488e66bf73e7dde6a95**

Program time 2:30 +/- 10 sec.

Start time 2nd half of program 0:00

Verification Rules ISU Rules

Deductions:	Entered By	Values
1: Costume/Prop violation	Majority	0 -0.5
2: Time violation	Referee	0 -0.5 -1 -1.5 -2 -2.5 -3
3: Illegal element/movement	Technical Panel	0 -1 -2 -3
4: Interruption in excess	Referee	0 -0.5 -1 -1.5
5: Extra element	Technical Panel	0 -0.5 -1 -1.5 -2 -2.5 -3
6:		
7: Extended lifts	Referee	0 -0.5 -1 -1.5 -2 -2.5 -3
8: Falls	Technical Panel	-0.5 per Fall
9: Music requirements violation	Majority	0 -2
10: Costume failure	Referee	0 -0.5
11:		
12: Late start	Referee	0 -0.5
13: Violation of choreo restrictions	Majority	0 -0.5
14: Interruption with allowance	Referee	0 -2.5



Mr. Massimo ORLANDINI

printed: 19.10.2023 18:18



ENTRY LIST

ICE DANCE INTERMEDIATE NOVICE

Name(s)	Nation	
1 Viktoria RAJKI / Gergely Rudolf RAJKI	HUN	1
2 Lena ZERINVARY-SIMON / Weize KONG	HUN	1
3 Carolina CANTU / Xiaole Samuele PODOFILLINI	ITA	2
4 Anna BARANENKO / Nikita MYRONENKO	UKR	3



PANEL OF JUDGES ICE DANCE INTERMEDIATE NOVICE

Officials

Technical Controller	Ms. Valeria ROSA	ISU
Technical Specialist	Mr. Benjamin BLUM	ISU
Technical Specialist	Ms. Joanna BUDNER-SZUMAN	ISU

Judges

Referee	Mr. Massimo ORLANDINI	ISU
Judge No. 1	Mr. Massimo ORLANDINI	ITA
Judge No. 2	Mr. Gabor KOLECSANSZKY	HUN
Judge No. 3	Ms. Michela CESARO	ITA
Judge No. 4	Ms. Olena LISOVA	UKR
Judge No. 5	Mr. Miroslav MISUREC	CZE

Data/Replay Operator

Data Operator	Ms. Sarah DONNELLY	ISU
Replay Operator	Mr. Massimo COLOMBI	ISU



RESULTS

ICE DANCE INTERMEDIATE NOVICE

Pl. Name	Nation	Total Score	PD	PD	FD
1 Carolina CANTU / Xiaole Samuele PODOFILLINI	ITA	64.20	1	1	1
2 Lena ZERINVARY-SIMON / Weize KONG	HUN	58.31	3	3	2
3 Viktoria RAJKI / Gergely Rudolf RAJKI	HUN	57.91	2	2	3
4 Anna BARANENKO / Nikita MYRONENKO	UKR	39.08	4	4	4

Mr. Massimo ORLANDINI, ISU
Referee

Ms. Valeria ROSA, ISU
Technical Controller

Legend:

PD Pattern Dance FD Free Dance Pl. Place





RESULTS

ICE DANCE INTERMEDIATE NOVICE PATTERN DANCE

Pl.	Name	Nation	Total Segment Score
1	Carolina CANTU / Xiaole Samuele PODOFILLINI	ITA	17.99
2	Viktoria RAJKI / Gergely Rudolf RAJKI	HUN	16.64
3	Lena ZERINVARY-SIMON / Weize KONG	HUN	16.48
4	Anna BARANENKO / Nikita MYRONENKO	UKR	10.36

Mr. Massimo ORLANDINI, ISU
Referee

Ms. Valeria ROSA, ISU
Technical Controller



JUDGES DETAILS PER SKATER

ICE DANCE INTERMEDIATE NOVICE PATTERN DANCE

Rank	Name	Nation	Starting Number	Total Segment Score	Total Element Score	Total Program Component Score (factored)						Total Deductions				
1	Carolina CANTU / Xiaole Samuele PODOFILLINI	ITA	4	17.99	15.88	8.10						0.00				
#	Executed Elements	Info	Base Value	GOE	J1	J2	J3	J4	J5	J6	J7	J8	J9	Ref.	Scores of Panel	
1	FT1Sq1+kpN		3.50	0.53	0	1	1	1	1						4.03	
2	FT2Sq2+kpY		4.00	0.35	0	1	1	0	1						4.35	
3	FT3Sq2+kpY		4.00	0.00	0	0	0	0	1						4.00	
4	FT4Sq1+kpN		3.50	0.00	-1	0	0	0	1						3.50	
			15.00												15.88	
Program Components			Factor													
Timing			0.70	4.00	3.75	3.00	4.00	4.00							3.92	
Presentation			0.70	4.00	3.50	3.25	4.00	4.00							3.83	
Skating Skills			0.70	3.75	3.50	3.25	4.25	4.25							3.83	
Judges Total Program Component Score (factored)																8.10
Deductions:															0.00	

Rank	Name	Nation	Starting Number	Total Segment Score	Total Element Score	Total Program Component Score (factored)						Total Deductions				
2	Viktoria RAJKI / Gergely Rudolf RAJKI	HUN	2	16.64	14.65	7.53						0.00				
#	Executed Elements	Info	Base Value	GOE	J1	J2	J3	J4	J5	J6	J7	J8	J9	Ref.	Scores of Panel	
1	FT1Sq1+kpN		3.50	0.00	-1	1	1	-1	0						3.50	
2	FT2Sq2+kpY		4.00	0.18	0	1	1	0	0						4.18	
3	FT3Sq2+kpY		4.00	-0.18	-1	0	0	-1	0						3.82	
4	FT4Sq1+kpN		3.50	-0.35	0	0	-1	-1	-1						3.15	
			15.00												14.65	
Program Components			Factor													
Timing			0.70	3.75	3.50	2.50	3.25	3.50							3.42	
Presentation			0.70	4.00	3.50	3.00	3.75	3.50							3.58	
Skating Skills			0.70	4.00	3.75	3.25	3.75	3.75							3.75	
Judges Total Program Component Score (factored)																7.53
Deductions:															0.00	

Rank	Name	Nation	Starting Number	Total Segment Score	Total Element Score	Total Program Component Score (factored)						Total Deductions				
3	Lena ZERINVARY-SIMON / Weize KONG	HUN	3	16.48	14.50	7.47						0.00				
#	Executed Elements	Info	Base Value	GOE	J1	J2	J3	J4	J5	J6	J7	J8	J9	Ref.	Scores of Panel	
1	FT1Sq1+kpN		3.50	0.18	0	1	1	0	0						3.68	
2	FT2Sq1+kpN		3.50	0.00	0	0	1	0	0						3.50	
3	FT3Sq2+kpY		4.00	0.00	0	0	0	-1	0						4.00	
4	FT4Sq1+kpN		3.50	-0.18	0	0	0	-1	-1						3.32	
			14.50												14.50	
Program Components			Factor													
Timing			0.70	4.00	3.25	2.75	3.75	3.75							3.58	
Presentation			0.70	3.75	3.50	3.00	3.50	3.75							3.58	
Skating Skills			0.70	3.50	3.50	3.00	3.50	3.50							3.50	
Judges Total Program Component Score (factored)																7.47
Deductions:															0.00	

JUDGES DETAILS PER SKATER

ICE DANCE INTERMEDIATE NOVICE PATTERN DANCE

Rank	Name	Nation	Starting Number	Total Segment Score	Total Element Score	Total Program Component Score (factored)						Total Deductions				
4	Anna BARANENKO / Nikita MYRONENKO	UKR	1	10.36	8.79	5.02						0.00				
#	Executed Elements	Info	Base Value	GOE	J1	J2	J3	J4	J5	J6	J7	J8	J9	Ref.	Scores of Panel	
1	FT1Sq1+kpN		3.50	-1.05	-2	-2	-2	-3	-2						2.45	
2	FT2Sq1+kpN		3.50	-1.05	-2	-2	-1	-2	-2						2.45	
3	FT3Sq1+kpN		3.50	-1.23	-3	-2	-2	-3	-2						2.27	
4	FT4SqB+kpN<	<	2.50	-0.88	-3	-2	-3	-2	-2						1.62	
			13.00												8.79	
Program Components				Factor												
Timing				0.70	2.75	2.75	1.50	2.25	2.75							2.58
Presentation				0.70	2.75	2.25	2.00	2.00	2.50							2.25
Skating Skills				0.70	2.50	2.25	2.00	2.25	2.75							2.33
Judges Total Program Component Score (factored)																5.02
Deductions:														0.00		

Legend:		GOE	Grade of Execution	Jx	Judges (x=1-9)	Ref.	Referee
#	Sequence number						
<	Under-rotated jump						



RESULTS

ICE DANCE INTERMEDIATE NOVICE PATTERN DANCE

Pl.	Name	Nation	Total Segment Score
1	Carolina CANTU / Xiaole Samuele PODOFILLINI	ITA	19.17
2	Viktoria RAJKI / Gergely Rudolf RAJKI	HUN	17.25
3	Lena ZERINVARY-SIMON / Weize KONG	HUN	16.41
4	Anna BARANENKO / Nikita MYRONENKO	UKR	10.37

Mr. Massimo ORLANDINI, ISU
Referee

Ms. Valeria ROSA, ISU
Technical Controller



JUDGES DETAILS PER SKATER

ICE DANCE INTERMEDIATE NOVICE PATTERN DANCE

Rank	Name	Nation	Starting Number	Total Segment Score	Total Element Score	Total Program Component Score (factored)						Total Deductions			
1	Carolina CANTU / Xiaole Samuele PODOFILLINI	ITA	2	19.17	17.40	8.16						0.00			
#	Executed Elements	Info	Base Value	GOE	J1	J2	J3	J4	J5	J6	J7	J8	J9	Ref.	Scores of Panel
1	EW1Sq2+kpY		8.00	0.70	0	2	1	0	1						8.70
2	EW2Sq2+kpY		8.00	0.70	-1	1	1	0	1						8.70
			16.00												17.40
Program Components				Factor											
Timing				0.70	4.00	3.75	3.00	4.00	4.00						3.92
Presentation				0.70	3.75	3.75	3.00	4.00	4.00						3.83
Skating Skills				0.70	4.00	4.00	3.25	3.75	4.25						3.92
Judges Total Program Component Score (factored)															8.16
Deductions:												0.00			

Rank	Name	Nation	Starting Number	Total Segment Score	Total Element Score	Total Program Component Score (factored)						Total Deductions			
2	Viktoria RAJKI / Gergely Rudolf RAJKI	HUN	4	17.25	15.65	7.35						0.00			
#	Executed Elements	Info	Base Value	GOE	J1	J2	J3	J4	J5	J6	J7	J8	J9	Ref.	Scores of Panel
1	EW1Sq2+kpY		8.00	0.35	0	1	0	1	0						8.35
2	EW2Sq2+kpY		8.00	-0.70	0	-1	-1	-1	0						7.30
			16.00												15.65
Program Components				Factor											
Timing				0.70	3.75	3.25	2.25	3.25	3.75						3.42
Presentation				0.70	4.00	3.25	2.75	3.75	3.50						3.50
Skating Skills				0.70	3.50	3.50	3.00	3.75	3.75						3.58
Judges Total Program Component Score (factored)															7.35
Deductions:												0.00			

Rank	Name	Nation	Starting Number	Total Segment Score	Total Element Score	Total Program Component Score (factored)						Total Deductions			
3	Lena ZERINVARY-SIMON / Weize KONG	HUN	1	16.41	14.65	7.23						0.00			
#	Executed Elements	Info	Base Value	GOE	J1	J2	J3	J4	J5	J6	J7	J8	J9	Ref.	Scores of Panel
1	EW1Sq2+kpY		8.00	0.00	-1	1	0	0	0						8.00
2	EW2Sq1+kpN		7.00	-0.35	-1	0	-1	0	0						6.65
			15.00												14.65
Program Components				Factor											
Timing				0.70	3.25	3.50	2.50	3.75	3.50						3.42
Presentation				0.70	3.50	3.50	2.50	3.50	3.75						3.50
Skating Skills				0.70	3.25	3.50	2.75	3.50	3.50						3.42
Judges Total Program Component Score (factored)															7.23
Deductions:												0.00			

JUDGES DETAILS PER SKATER

ICE DANCE INTERMEDIATE NOVICE PATTERN DANCE

Rank	Name	Nation	Starting Number	Total Segment Score	Total Element Score	Total Program Component Score (factored)						Total Deductions			
4	Anna BARANENKO / Nikita MYRONENKO	UKR	3	10.37	9.10	4.73						0.00			
#	Executed Elements	Info	Base Value	GOE	J1	J2	J3	J4	J5	J6	J7	J8	J9	Ref.	Scores of Panel
1	EW1Sq1+kpN		7.00	-2.45	-3	-2	-2	-3	-2						4.55
2	EW2Sq1+kpN		7.00	-2.45	-3	-2	-2	-3	-2						4.55
			14.00												9.10
Program Components			Factor												
	Timing		0.70	2.25	2.00	2.50	2.25	3.00							2.33
	Presentation		0.70	2.25	2.00	2.25	2.25	2.75							2.25
	Skating Skills		0.70	2.25	2.00	2.25	2.00	2.75							2.17
Judges Total Program Component Score (factored)			4.73												
Deductions:															0.00

Legend:

#	Sequence number	GOE	Grade of Execution	Jx	Judges (x=1-9)	Ref.	Referee
!	Element does not fulfill all requirements						



RESULTS

ICE DANCE INTERMEDIATE NOVICE FREE DANCE

Pl.	Name	Nation	Total Segment Score
1	Carolina CANTU / Xiaole Samuele PODOFILLINI	ITA	27.04
2	Lena ZERINVARY-SIMON / Weize KONG	HUN	25.42
3	Viktoria RAJKI / Gergely Rudolf RAJKI	HUN	24.02
4	Anna BARANENKO / Nikita MYRONENKO	UKR	18.35

Mr. Massimo ORLANDINI, ISU
Referee

Ms. Valeria ROSA, ISU
Technical Controller



JUDGES DETAILS PER SKATER

ICE DANCE INTERMEDIATE NOVICE FREE DANCE

Rank	Name	Nation	Starting Number	Total Segment Score	Total Element Score	Total Program Component Score (factored)						Total Deductions			
1	Carolina CANTU / Xiaole Samuele PODOFILLINI	ITA	4	27.04	15.46	11.58						0.00			
#	Executed Elements	Info	Base Value	GOE	J1	J2	J3	J4	J5	J6	J7	J8	J9	Ref.	Scores of Panel
1	SILi2		3.95	0.48	1	1	1	0	1						4.43
2	SqTwW2+SqTwMB		3.97	-0.75	-2	-2	-1	-1	-1						3.22
3	DSp2		4.50	0.56	0	1	1	1	1						5.06
4	ChSt1		1.10	0.55	1	0	0	1	1						1.65
5	ChSl1		1.10	0.00	0	0	0	0	1						1.10
			14.62												15.46
Program Components			Factor												
Composition			1.00	4.50	3.75	3.50	3.75	4.00							3.83
Presentation			1.00	4.00	3.75	3.00	4.00	4.00							3.92
Skating Skills			1.00	3.75	4.00	3.00	3.75	4.25							3.83
Judges Total Program Component Score (factored)															11.58
Deductions:															0.00

Rank	Name	Nation	Starting Number	Total Segment Score	Total Element Score	Total Program Component Score (factored)						Total Deductions			
2	Lena ZERINVARY-SIMON / Weize KONG	HUN	2	25.42	15.25	10.67						-0.50			
#	Executed Elements	Info	Base Value	GOE	J1	J2	J3	J4	J5	J6	J7	J8	J9	Ref.	Scores of Panel
1	SqTwW2+SqTwM1		5.59	-0.80	-2	-1	-1	-1	-1						4.79
2	SILi2		3.95	0.32	0	1	1	0	1						4.27
3	DSp1		3.75	-0.37	-1	0	-1	-1	0						3.38
4	ChSl1	!	1.10	-0.22	-1	-1	-1	-1	-1						0.88
5	ChSt1		1.10	0.83	1	2	1	1	1						1.93
			15.49												15.25
Program Components			Factor												
Composition			1.00	4.50	4.00	3.25	4.00	3.25							3.75
Presentation			1.00	4.00	3.75	2.75	3.75	3.50							3.67
Skating Skills			1.00	3.00	3.50	2.50	3.25	3.50							3.25
Judges Total Program Component Score (factored)															10.67
Deductions:			Time violation -0.50												-0.50

Rank	Name	Nation	Starting Number	Total Segment Score	Total Element Score	Total Program Component Score (factored)						Total Deductions			
3	Viktoria RAJKI / Gergely Rudolf RAJKI	HUN	3	24.02	13.94	10.08						0.00			
#	Executed Elements	Info	Base Value	GOE	J1	J2	J3	J4	J5	J6	J7	J8	J9	Ref.	Scores of Panel
1	SqTwW1+SqTwM1		5.34	-0.80	-1	-1	-1	-1	0						4.54
2	SILi2		3.95	0.16	0	1	0	0	2						4.11
3	DSp1		3.75	-0.94	-2	-1	-2	-2	0						2.81
4	ChSl1		1.10	0.00	0	1	0	-1	0						1.10
5	ChSt1		1.10	0.28	0	1	0	0	1						1.38
			15.24												13.94
Program Components			Factor												
Composition			1.00	3.75	3.75	3.00	3.25	3.50							3.50
Presentation			1.00	4.00	3.50	2.75	3.25	3.25							3.33
Skating Skills			1.00	3.25	3.50	2.75	3.00	3.50							3.25
Judges Total Program Component Score (factored)															10.08
Deductions:			Violation of choreo restrictions (1 of 5)												0.00

JUDGES DETAILS PER SKATER

ICE DANCE INTERMEDIATE NOVICE FREE DANCE

Rank	Name	Nation	Starting Number	Total Segment Score	Total Element Score	Total Program Component Score (factored)						Total Deductions				
4	Anna BARANENKO / Nikita MYRONENKO	UKR	1	18.35	11.51	7.34						-0.50				
#	Executed Elements	Info	Base Value	GOE	J1	J2	J3	J4	J5	J6	J7	J8	J9	Ref.	Scores of Panel	
1	SqTwW2+SqTwMB		3.97	-1.49	-3	-3	-2	-3	-2						2.48	
2	ChSp1		1.10	-0.29	-2	0	-1	-2	-1						0.81	
3	SILi2	>	3.95	-0.32	-2	0	0	-2	0						3.63	
4	DSp1		3.75	-0.19	-1	0	1	-1	0						3.56	
5	ChSt1		1.10	-0.07	-1	0	1	-1	0						1.03	
			13.87												11.51	
Program Components				Factor												
Composition				1.00	2.75	3.25	2.75	2.50	2.50							2.67
Presentation				1.00	2.75	3.00	2.50	2.00	2.25							2.50
Skating Skills				1.00	2.00	3.00	2.25	2.00	2.25							2.17
Judges Total Program Component Score (factored)															7.34	
Deductions:		Extended lifts		-0.50											-0.50	
		Violation of choreo restrictions		(1 of 5)												

Legend:							
#	Sequence number	GOE	Grade of Execution	Jx	Judges (x=1-9)	Ref.	Referee
!	Element does not fulfill all requirements	>	Extended Dance Lift				

ICE DANCE BASIC NOVICE

Palaghiaccio Mezzaluna	20 OCT 2023	8:30	Pattern Dance
		8:45	Pattern Dance
	21 OCT 2023	8:00	Free Dance

Size of Skating Arena:	30m*60m
Ice Conditions:	very good
Number of Entries:	3
Number of Participants:	3

Entry Withdrawn:

Pattern Dance			
Duration:	1:00 +/- 10 seconds		
Segment Factor:	0.50		
Program Component Factors:	Timing		0.70
	Presentation		0.70
	Skating Skills		0.70

Pattern Dance			
Duration:	1:00 +/- 10 seconds		
Segment Factor:	0.50		
Program Component Factors:	Timing		0.70
	Presentation		0.70
	Skating Skills		0.70

Free Dance			
Duration:	2:00 +/- 10 seconds		
Segment Factor:	1.00		
Program Component Factors:	Composition		1.00
	Presentation		1.00
	Skating Skills		1.00

CALCULATION SETUP VERIFICATION FOR REFEREE

Category Ice Dance Basic Novice

Event parameter

Software Version	1.7.2.0	Competition Type	International Competition
Elm Xml Version	2324.0	Calculation	ISU Judging System
Sys Elm Xml Version	0	Trimmed Mean	Starts With 5 Judges
		Verification Rules Season	2023-2024

Category parameter

Category type	Ice Dance	Level	Basic Novice
Gender	Mixed		

Segment Pattern Dance

		checksum element table:	79e1ce9796e1a22afad18125d8ef29bf	
General segment factor	0.50	Program time	1:00	
Credit for highlight distribution	1.00	Start time 2nd half of program	0:00	
		Verification Rules	ISU Rules	
Program components:	Factor	Deductions:	Entered By	Values
General component factor	1.00	1: Costume/Prop violation	Majority	0 -0.5
1: Timing	0.70	2: Time violation	Referee	0 -0.5 -1 -1.5 -2 -2.5 -3
2: Presentation	0.70	3: Illegal element/movement	Technical Panel	0 -1 -2 -3
3: Skating Skills	0.70	4: Interruption in excess	Referee	0 -0.5 -1 -1.5 -2 -2.5 -3
		5: Extra element	Technical Panel	0 -0.5 -1 -1.5 -2 -2.5 -3
		6:		
		7: Extended lifts	Referee	0 -0.5 -1 -1.5 -2 -2.5 -3
		8: Falls	Technical Panel	-0.5 per Fall
		9: Music requirements violation	Majority	0 -1
		10: Costume failure	Referee	0 -0.5
		11: Music tempo	Referee	0 -0.5
		12: Late start	Referee	0 -0.5
		13:		
		14: Interruption with allowance	Referee	0 -2.5

Segment Pattern Dance

		checksum element table:	79e1ce9796e1a22afad18125d8ef29bf	
General segment factor	0.50	Program time	1:00	
Credit for highlight distribution	1.00	Start time 2nd half of program	0:00	
		Verification Rules	ISU Rules	
Program components:	Factor	Deductions:	Entered By	Values
General component factor	1.00	1: Costume/Prop violation	Majority	0 -0.5
1: Timing	0.70	2: Time violation	Referee	0 -0.5 -1 -1.5 -2 -2.5 -3
2: Presentation	0.70	3: Illegal element/movement	Technical Panel	0 -1 -2 -3
3: Skating Skills	0.70	4: Interruption in excess	Referee	0 -0.5 -1 -1.5 -2 -2.5 -3
		5: Extra element	Technical Panel	0 -0.5 -1 -1.5 -2 -2.5 -3
		6:		
		7: Extended lifts	Referee	0 -0.5 -1 -1.5 -2 -2.5 -3
		8: Falls	Technical Panel	-0.5 per Fall
		9: Music requirements violation	Majority	0 -1
		10: Costume failure	Referee	0 -0.5
		11: Music tempo	Referee	0 -0.5
		12: Late start	Referee	0 -0.5
		13:		
		14: Interruption with allowance	Referee	0 -2.5

Segment Free Dance

checksum element table:

18018d94b0447488e66bf73e7dde6a95

General segment factor 1.00
Credit for highlight distribution 1.00


Program time 2:00 +/- 10 sec.
Start time 2nd half of program 0:00
Verification Rules ISU Rules

Program components: Factor

General component factor 1.00
1: Composition 1.00
2: Presentation 1.00
3: Skating Skills 1.00

Deductions:

Entered By	Values
1: Costume/Prop violation	Majority 0 -0.5
2: Time violation	Referee 0 -0.5 -1 -1.5 -2 -2.5 -3
3: Illegal element/movement	Technical Panel 0 -1 -2 -3
4: Interruption in excess	Referee 0 -0.5 -1 -1.5
5: Extra element	Technical Panel 0 -0.5 -1 -1.5 -2 -2.5 -3
6:	
7: Extended lifts	Referee 0 -0.5 -1 -1.5 -2 -2.5 -3
8: Falls	Technical Panel -0.5 per Fall
9: Music requirements violation	Majority 0 -2
10: Costume failure	Referee 0 -0.5
11:	
12: Late start	Referee 0 -0.5
13: Violation of choreo restrictions	Majority 0 -0.5
14: Interruption with allowance	Referee 0 -2.5



Mr. Massimo ORLANDINI

printed: 19.10.2023 18:19



ENTRY LIST

ICE DANCE BASIC NOVICE

Name(s)	Nation	
1 Tereza VORLICKOVA / Marek CERNOHOUS	CZE	1
2 Emma FAVERIO / Marco BUTTI	ITA	2
3 Anastasiia KALAMURZA / Matvii SNISAR	UKR	3





PANEL OF JUDGES ICE DANCE BASIC NOVICE

Officials

Technical Controller	Ms. Valeria ROSA	ISU
Technical Specialist	Ms. Svetlana GUERREIRO	ISU
Technical Specialist	Ms. Joanna BUDNER-SZUMAN	ISU

Judges

Referee	Mr. Massimo ORLANDINI	ISU
Judge No. 1	Mr. Massimo ORLANDINI	ITA
Judge No. 2	Mr. Miroslav MISUREC	CZE
Judge No. 3	Ms. Michela CESARO	ITA
Judge No. 4	Ms. Olena LISOVA	UKR
Judge No. 5	Mr. Gabor KOLECSANSZKY	HUN

Data/Replay Operator

Data Operator	Ms. Sarah DONNELLY	ISU
Replay Operator	Mr. Massimo COLOMBI	ISU





RESULTS

ICE DANCE BASIC NOVICE

Pl.	Name	Nation	Total Score	PD	PD	FD
1	Tereza VORLICKOVA / Marek CERNOHOUS	CZE	44.89	1	1	1
2	Emma FAVERIO / Marco BUTTI	ITA	30.48	2	3	2
3	Anastasiia KALAMURZA / Matvii SNISAR	UKR	29.01	3	2	3

Mr. Massimo ORLANDINI, ISU
Referee

Ms. Valeria ROSA, ISU
Technical Controller

Legend:	PD	Pattern Dance	FD	Free Dance	Pl.	Place
---------	----	---------------	----	------------	-----	-------





RESULTS

ICE DANCE BASIC NOVICE PATTERN DANCE

Pl.	Name	Nation	Total Segment Score
1	Tereza VORLICKOVA / Marek CERNOHOUS	CZE	11.21
2	Emma FAVERIO / Marco BUTTI	ITA	8.49
3	Anastasiia KALAMURZA / Matvii SNISAR	UKR	7.68

Mr. Massimo ORLANDINI, ISU
Referee

Ms. Valeria ROSA, ISU
Technical Controller



JUDGES DETAILS PER SKATER

ICE DANCE BASIC NOVICE PATTERN DANCE

Rank	Name	Nation	Starting Number	Total Segment Score	Total Element Score	Total Program Component Score (factored)						Total Deductions			
1	Tereza VORLICKOVA / Marek CERNOHOUS	CZE	3	11.21	15.75	6.66						0.00			
#	Executed Elements	Info	Base Value	GOE	J1	J2	J3	J4	J5	J6	J7	J8	J9	Ref.	Scores of Panel
1	WiW1Sq1		7.00	1.05	0	1	1	1	2						8.05
2	WiW2Sq1		7.00	0.70	0	0	1	1	2						7.70
			14.00												15.75
Program Components				Factor											
Timing				0.70	4.00	2.75	2.75	3.50	3.50						3.25
Presentation				0.70	4.00	3.00	3.00	3.50	3.00						3.17
Skating Skills				0.70	3.75	3.00	2.75	3.00	3.25						3.08
Judges Total Program Component Score (factored)															6.66
Deductions:												0.00			

Rank	Name	Nation	Starting Number	Total Segment Score	Total Element Score	Total Program Component Score (factored)						Total Deductions			
2	Emma FAVERIO / Marco BUTTI	ITA	1	8.49	11.90	5.08						0.00			
#	Executed Elements	Info	Base Value	GOE	J1	J2	J3	J4	J5	J6	J7	J8	J9	Ref.	Scores of Panel
1	WiW1Sq1		7.00	-1.05	-3	-1	0	-1	-1						5.95
2	WiW2Sq1		7.00	-1.05	-3	-1	-1	-1	-1						5.95
			14.00												11.90
Program Components				Factor											
Timing				0.70	2.50	2.00	2.75	2.50	2.50						2.50
Presentation				0.70	3.00	2.50	2.25	2.50	2.50						2.50
Skating Skills				0.70	2.50	2.25	2.00	2.00	2.50						2.25
Judges Total Program Component Score (factored)															5.08
Deductions:												0.00			

Rank	Name	Nation	Starting Number	Total Segment Score	Total Element Score	Total Program Component Score (factored)						Total Deductions			
3	Anastasiia KALAMURZA / Matvii SNISAR	UKR	2	7.68	10.50	4.85						0.00			
#	Executed Elements	Info	Base Value	GOE	J1	J2	J3	J4	J5	J6	J7	J8	J9	Ref.	Scores of Panel
1	WiW1Sq1		7.00	-1.75	-2	-2	0	-2	-1						5.25
2	WiW2Sq1		7.00	-1.75	-2	-2	0	-2	-1						5.25
			14.00												10.50
Program Components				Factor											
Timing				0.70	3.25	1.75	2.75	2.25	2.50						2.50
Presentation				0.70	3.00	2.00	2.00	2.25	2.25						2.17
Skating Skills				0.70	3.00	2.00	2.00	1.75	2.75						2.25
Judges Total Program Component Score (factored)															4.85
Deductions:												0.00			

Legend:

#	Sequence number	GOE	Grade of Execution	Jx	Judges (x=1-9)	Ref.	Referee
<	Under-rotated jump						



RESULTS

ICE DANCE BASIC NOVICE PATTERN DANCE

Pl. Name	Nation	Total Segment Score
1 Tereza VORLICKOVA / Marek CERNOHOUS	CZE	11.37
2 Anastasiia KALAMURZA / Matvii SNISAR	UKR	8.59
3 Emma FAVERIO / Marco BUTTI	ITA	8.25

Mr. Massimo ORLANDINI, ISU
Referee

Ms. Valeria ROSA, ISU
Technical Controller



JUDGES DETAILS PER SKATER

ICE DANCE BASIC NOVICE PATTERN DANCE

Rank	Name	Nation	Starting Number	Total Segment Score	Total Element Score	Total Program Component Score (factored)						Total Deductions				
1	Tereza VORLICKOVA / Marek CERNOHOUS	CZE	2	11.37	15.61	7.12						0.00				
#	Executed Elements	Info	Base Value	GOE	J1	J2	J3	J4	J5	J6	J7	J8	J9	Ref.	Scores of Panel	
1	TC1Sq1		4.66	0.70	0	1	1	1	2						5.36	
2	TC2Sq1		4.66	0.70	0	1	1	1	1						5.36	
3	TC3Sq1		4.66	0.23	0	0	1	0	1						4.89	
			13.98												15.61	
Program Components			Factor													
	Timing		0.70	4.00	2.75	3.25	3.75	3.50							3.50	
	Presentation		0.70	4.25	3.00	3.25	3.50	3.50							3.42	
	Skating Skills		0.70	3.75	3.00	3.00	3.25	3.50							3.25	
Judges Total Program Component Score (factored)																7.12
Deductions:															0.00	

Rank	Name	Nation	Starting Number	Total Segment Score	Total Element Score	Total Program Component Score (factored)						Total Deductions				
2	Anastasiia KALAMURZA / Matvii SNISAR	UKR	1	8.59	12.11	5.07						0.00				
#	Executed Elements	Info	Base Value	GOE	J1	J2	J3	J4	J5	J6	J7	J8	J9	Ref.	Scores of Panel	
1	TC1Sq1		4.66	-0.47	-2	-1	0	-1	0						4.19	
2	TC2Sq1		4.66	-0.70	-2	-1	0	-2	0						3.96	
3	TC3Sq1		4.66	-0.70	-2	-1	0	-2	0						3.96	
			13.98												12.11	
Program Components			Factor													
	Timing		0.70	3.00	2.00	2.50	2.50	2.75							2.58	
	Presentation		0.70	3.25	2.25	2.25	2.25	2.50							2.33	
	Skating Skills		0.70	2.75	2.00	2.25	2.00	2.75							2.33	
Judges Total Program Component Score (factored)																5.07
Deductions:															0.00	

Rank	Name	Nation	Starting Number	Total Segment Score	Total Element Score	Total Program Component Score (factored)						Total Deductions				
3	Emma FAVERIO / Marco BUTTI	ITA	3	8.25	11.65	4.85						0.00				
#	Executed Elements	Info	Base Value	GOE	J1	J2	J3	J4	J5	J6	J7	J8	J9	Ref.	Scores of Panel	
1	TC1Sq1		4.66	-0.47	-3	-1	0	-1	0						4.19	
2	TC2Sq1		4.66	-0.93	-3	-1	0	-2	-1						3.73	
3	TC3Sq1		4.66	-0.93	-3	-2	0	-1	-1						3.73	
			13.98												11.65	
Program Components			Factor													
	Timing		0.70	2.50	2.00	2.50	2.50	2.50							2.50	
	Presentation		0.70	2.75	2.00	2.25	2.00	2.25							2.17	
	Skating Skills		0.70	2.25	1.75	2.50	2.25	2.25							2.25	
Judges Total Program Component Score (factored)																4.85
Deductions:															0.00	

Legend:							
#	Sequence number	GOE	Grade of Execution	Jx	Judges (x=1-9)	Ref.	Referee
F	Fall						



RESULTS

ICE DANCE BASIC NOVICE FREE DANCE

Pl.	Name	Nation	Total Segment Score
1	Tereza VORLICKOVA / Marek CERNOHOUS	CZE	22.31
2	Emma FAVERIO / Marco BUTTI	ITA	13.74
3	Anastasiia KALAMURZA / Matvii SNISAR	UKR	12.74

Mr. Massimo ORLANDINI, ISU
Referee

Ms. Valeria ROSA, ISU
Technical Controller



JUDGES DETAILS PER SKATER

ICE DANCE BASIC NOVICE FREE DANCE

Rank	Name	Nation	Starting Number	Total Segment Score	Total Element Score	Total Program Component Score (factored)						Total Deductions			
1	Tereza VORLICKOVA / Marek CERNOHOUS	CZE	3	22.31	12.39	9.92						0.00			
#	Executed Elements	Info	Base Value	GOE	J1	J2	J3	J4	J5	J6	J7	J8	J9	Ref.	Scores of Panel
1	SqTwW1+SqTwM1		5.34	0.00	0	0	-1	0	1						5.34
2	ChSt1		1.10	0.55	0	0	1	1	1						1.65
3	DSp1		3.75	0.00	0	0	0	1	0						3.75
4	ChLi1		1.10	0.55	0	1	0	1	1						1.65
			11.29												12.39
Program Components			Factor												
Composition			1.00	3.50	3.25	2.50	3.50	3.75							3.42
Presentation			1.00	3.75	3.00	2.75	3.25	3.75							3.33
Skating Skills			1.00	3.00	3.25	2.50	3.25	3.75							3.17
Judges Total Program Component Score (factored)															9.92
Deductions:															0.00
Violation of choreo restrictions				(1 of 5)											

Rank	Name	Nation	Starting Number	Total Segment Score	Total Element Score	Total Program Component Score (factored)						Total Deductions			
2	Emma FAVERIO / Marco BUTTI	ITA	2	13.74	6.33	7.41						0.00			
#	Executed Elements	Info	Base Value	GOE	J1	J2	J3	J4	J5	J6	J7	J8	J9	Ref.	Scores of Panel
1	DSpB		1.80	-0.09	-1	-1	0	0	0						1.71
2	SqTwW1+SqTwMB		3.72	-1.30	-3	-2	-3	-2	-2						2.42
3	ChSt1		1.10	0.00	0	0	0	1	0						1.10
4	ChLi1		1.10	0.00	0	0	0	0	0						1.10
			7.72												6.33
Program Components			Factor												
Composition			1.00	2.75	2.25	2.25	2.50	3.00							2.50
Presentation			1.00	3.00	2.25	2.00	2.50	3.25							2.58
Skating Skills			1.00	2.25	2.50	1.75	2.25	3.25							2.33
Judges Total Program Component Score (factored)															7.41
Deductions:															0.00
Violation of choreo restrictions				(1 of 5)											

Rank	Name	Nation	Starting Number	Total Segment Score	Total Element Score	Total Program Component Score (factored)						Total Deductions			
3	Anastasiia KALAMURZA / Matvii SNISAR	UKR	1	12.74	5.74	7.00						0.00			
#	Executed Elements	Info	Base Value	GOE	J1	J2	J3	J4	J5	J6	J7	J8	J9	Ref.	Scores of Panel
1	SqTwW1+SqTwMB		3.72	-1.49	-3	-2	-3	-2	-3						2.23
2	ChLi1		1.10	0.00	0	0	0	0	0						1.10
3	ChSt1	!	1.10	-0.22	-1	-1	-1	-1	-1						0.88
4	DSpB		1.80	-0.27	-1	-1	-1	0	-1						1.53
			7.72												5.74
Program Components			Factor												
Composition			1.00	2.75	2.50	2.25	2.25	3.00							2.50
Presentation			1.00	3.00	2.25	1.75	2.25	3.25							2.50
Skating Skills			1.00	2.00	2.00	1.75	2.00	2.50							2.00
Judges Total Program Component Score (factored)															7.00
Deductions:															0.00
Violation of choreo restrictions				(1 of 5)											

Legend:							
#	Sequence number	GOE	Grade of Execution	Jx	Judges (x=1-9)	Ref.	Referee
!	Element does not fulfill all requirements						