



**JUNIOR GRAND PRIX OF
FIGURE SKATING 2023**

Wednesday, 13th - Saturday, 16th September, 2023

PROTOCOL



JUNIOR GRAND PRIX OF FIGURE SKATING 2023 / 2024
September 13 – 16, 2023 – Osaka / JPN



Protocol

of the

ISU Junior Grand Prix of Figure Skating Osaka 2023

organized by

Japan Skating Federation

with the authorization of the

International Skating Union

held in

Osaka, Japan

September 13 to 16, 2023


The events of the competition took place at the

Kanku Ice Arena

an artificial indoor ice surface.

Official Sponsors

TOKIO
INKARAMI

 オリエンタルバイオ

 MEIWA 明和地所

 LIFETEC リンテック株式会社

 KOSÉ

 信用金庫

 ニチレイ

 LOTTE



International Skating Union (ISU)

Council

President: Jae Youl Kim Republic of Korea

1st Vice President

Speed Skating: Tron Espeli Norway

Vice President

Figure Skating: Benoit Lavoie Canada

Members

Figure Skating: Patricia St. Peter USA
 Tatsuro Matsumura Japan
 Susanna Rahkamo Finland
 György Elek Hungary
 Maria Teresa Samaranch Spain

Speed Skating: Suwanna Silpa-Archa Thailand
 Sergio Anesi Italy
 Stoytcho G. Stoytchev Bulgaria
 Alexander Kibalko Russia
 Albert Hazelhoff Netherlands

Athletes Representative: Eric Radford Canada

Director General: Fredi Schmid Switzerland

Treasurer: Ulrich Linder Switzerland

Legal Advisors: Michael Geistlinger Austria

Figure Skating Technical Sports Director: vacant

Speed Skating Technical Sports Director: Hugo Herrnhof Italy

Technical Committees

Single & Pair Skating

Chairperson: Fabio Bianchetti Italy
 Members: Leena Laaksonen Finland
 Yukiko Okabe Japan
 Emilie Billow Sweden
 Susan Lynch Australia
 Appointed Skater: Cong Han China
 Appointed Coach: Patrick Meier Switzerland

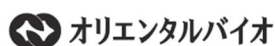
Ice Dance

Chairperson: Shawn Rettstatt USA
 Members: Hilary Selby Great Britain
 David Molina France
 Ingrid Charlotte Wolter Germany
 Appointed Skater: Kaitlyn Weaver Canada
 Appointed Coach: Alper Uçar Türkiye

Synchronized Skating

Chairperson: Philippe Maitrot France
 Members: Petra Tyrbo Sweden
 Lois Long USA
 Nina Bischoff Switzerland
 Appointed Skater: Ida Hellström Finland
 Appointed Coach: Cathy Dalton Canada

Official Sponsors





Time Schedule

Wednesday, September 13, 2023	09:00	Official Practice
	10:00	Team Leaders Meeting
	11:30	Medical Meeting
	16:30	Referees and Technical Controllers Meeting
	17:30	Judges Draw and Meeting
	20:30	ISU and Judges Dinner

Thursday, September 14, 2023	16:00	JUNIOR ICE DANCE – Rhythm Dance
	18:20	JUNIOR MEN – Short Program

Friday, September 15, 2023	14:15	JUNIOR WOMEN – Short Program
	19:10	JUNIOR MEN – Free Skating
		Victory Ceremony JUNIOR MEN

Saturday September 26, 2023	12:30	JUNIOR ICE DANCE – Free Dance
	15:00	JUNIOR WOMEN – Free Skating
		Victory Ceremonies JUNIOR WOMEN JUNIOR ICE DANCE

Official Sponsors

TOKIO
INKARAMI





ISU Event Officials

ISU Assistant Event Manager

Ms. Julia DEGENHARDT

JUNIOR MEN

Referee

Ms. Emilie BILLOW

Technical Controller

Mr. Robert ROSENBLUTH

Technical Specialist

Ms. Helen Hiu Tung TO

Technical Specialist

Mr. Noriyuki KANZAKI

Data Operator

Ms. Emiko KITAJI

Replay Operator

Ms. Jia YAO

JUNIOR WOMEN

Referee

Ms. Jung Sue LEE

Technical Controller

Ms. Magdalena RUSIECKA

Technical Specialist

Mr. Ravi WALIA

Technical Specialist

Mr. Gilberto VIADANA

Data Operator

Ms. Jia YAO

Replay Operator

Ms. Emiko KITAJI

JUNIOR ICE DANCE

Referee

Ms. Karen BUTCHER

Technical Controller

Ms. Hilary SELBY

Technical Specialist

Mr. Tomas KIKA

Technical Specialist

Ms. Judy BLUMBERG

Data Operator


Ms. Emiko KITAJI

Replay Operator

Ms. Jia YAO

Official Sponsors

TOKIO
INKARAMI

 オリエンタルバイオ

 明和地所

 リンテック株式会社

 KOSÉ

信用金庫

 ニチレイ

LOTTE



Participating ISU Members and Entries

Member		Junior Men	Junior Women	Junior Ice Dance	Total
Argentina	ARG	0	1	0	1
Australia	AUS	1	1	1	4
Brazil	BRA	0	1	1	3
Canada	CAN	2	1	2	7
China	CHN	1	2	1	5
Cyprus	CYP	0	1	0	1
Czech Republic	CZE	0	1	0	1
Estonia	EST	0	1	0	1
Finland	FIN	1	1	0	2
France	FRA	1	1	2	6
Great Britain	GBR	1	0	0	1
Hong Kong, China	HKG	1	1	0	2
Indonesia	INA	0	1	0	1
India	IND	1	0	0	1
Israel	ISR	1	1	1	4
Japan	JPN	3	3	1	8
Kazakhstan	KAZ	1	1	0	2
Republic of Korea	KOR	2	2	1	6
Malaysia	MAS	1	1	0	2
Mexico	MEX	0	1	0	1
Mongolia	MGL	0	1	0	1
Netherlands	NED	0	1	0	1
New Zealand	NZL	1	1	0	2
Philippines	PHI	1	1	0	2
Singapore	SGP	0	1	0	1
Switzerland	SUI	1	2	0	3
Sweden	SWE	1	1	0	2
Thailand	THA	0	1	0	1
Chinese Taipei	TPE	1	1	0	2
United Arab Emirates	UAE	0	1	0	1
Ukraine	UKR	1	0	0	1
United States of America	USA	2	1	2	7
Vietnam	VIE	0	1	0	1
		25	35	12	84
Nations		20	30	9	33

11/09/2023 01:25:38 UTC

Official Sponsors

TOKIO
INKARAMI

オリエンタルパanko

MEIWA 明和地所

LINTEC リンテック株式会社

KOSÉ

信用金庫

Nニチレイ

LOTTE



PROTOCOL

JUNIOR MEN

Kanku Ice Arena	THU 14 SEP 2023	18:20:00	Short Program
	FRI 15 SEP 2023	19:10:00	Free Skating

Size of Skating Arena:	60x30
Ice Conditions:	Very good
Number of Entries:	25
Number of Participants:	25

Short Program		
Duration:	2:40 +/- 10 seconds	
Program Component Factors:	Composition	1.67
	Presentation	1.67
	Skating Skills	1.67

Free Skating		
Duration:	3:30 +/- 10 seconds	
Program Component Factors:	Composition	3.33
	Presentation	3.33
	Skating Skills	3.33



FINAL RESULTS

JUNIOR MEN FINAL RESULT

Rank	Name	Nation	SP	FS	Total Score
1	Francois PITOT	FRA	3	1	219.86
2	Juheon LIM	KOR	1	2	217.95
3	Daniel MARTYNOV	USA	5	4	207.98
4	Michael XIE	USA	9	3	204.13
5	Yanhao LI	NZL	4	7	195.80
6	Jaekun LEE	KOR	7	5	193.43
7	Nikita SHEIKO	ISR	8	6	190.45
8	Shunsuke NAKAMURA	JPN	2	12	187.88
9	Yu-Hsiang LI	TPE	6	8	185.22
10	Seigo TAUCHI	JPN	10	11	177.85
11	Oleg MELNIKOV	KAZ	12	10	174.22
12	Masaya MISHIMA	JPN	17	9	173.21
13	David SHTEYNGART	CAN	15	13	164.74
14	Casper JOHANSSON	SWE	13	14	163.84
15	Matias LINDFORS	FIN	11	16	162.55
16	Anthony PARADIS	CAN	16	15	162.11
17	Zhiao JIANG	CHN	18	17	154.37
18	Noah BODENSTEIN	SUI	14	19	150.39
19	Tao MACRAE	GBR	19	18	149.74
20	Vadym NOVIKOV	UKR	20	21	134.54
21	Chiu Hei CHEUNG	HKG	21	20	128.67
22	Ze Zeng FANG	MAS	23	22	117.17
23	Kryshtof PRADEAUX	AUS	22	23	108.75
24	Brandon James BALDOZ	PHI	24	24	99.81
25	Simar BAJAJ	IND	25	25	23.26

Emilie BILLOW ISU
Referee

Robert ROSENBLUTH ISU
Technical Controller



PANEL OF JUDGES AND TECHNICAL PANEL

JUNIOR MEN

Panel of Judges

Referee	Ms. Emilie BILLOW	ISU
Judge No.1	Ms. Rui SUN	CHN
Judge No.2	Ms. Lisa JELINEK	AUS
Judge No.3	Ms. Pernilla BOHLING	FIN
Judge No.4	Ms. Susan PETRICEVIC	NZL
Judge No.5	Ms. Ismail SURAYU DAKSHINI	MAS
Judge No.6	Ms. Guylaine SEGUIN	CAN
Judge No.7	Mr. Tetsuo ABE	JPN
Judge No.8	Ms. Anna KANTOR	ISR
Judge No.9	Ms. Ko-Man TING	TPE

Technical Panel

Technical Controller	Mr. Robert ROSENBLUTH	ISU
Technical Specialist	Ms. Helen Hiu Tung TO	ISU
Technical Specialist	Mr. Noriyuki KANZAKI	ISU

Data/Replay Operator

Data Operator	Ms. Emiko KITAJI	ISU
Replay Operator	Ms. Jia YAO	ISU



SEGMENT RESULTS

JUNIOR MEN SHORT PROGRAM RESULT

Rank	Name	Nation	Score
1	Juheon LIM	KOR	75.38
2	Shunsuke NAKAMURA	JPN	74.04
3	Francois PITOT	FRA	71.49
4	Yanhao LI	NZL	71.39
5	Daniel MARTYNOV	USA	70.75
6	Yu-Hsiang LI	TPE	66.36
7	Jaekeun LEE	KOR	65.76
8	Nikita SHEIKO	ISR	64.08
9	Michael XIE	USA	63.62
10	Seigo TAUCHI	JPN	62.33
11	Matias LINDFORS	FIN	58.24
12	Oleg MELNIKOV	KAZ	58.01
13	Casper JOHANSSON	SWE	57.15
14	Noah BODENSTEIN	SUI	56.93
15	David SHTEYNGART	CAN	56.38
16	Anthony PARADIS	CAN	56.29
17	Masaya MISHIMA	JPN	54.58
18	Zhiao JIANG	CHN	53.92
19	Tao MACRAE	GBR	53.89
20	Vadym NOVIKOV	UKR	51.12
21	Chiu Hei CHEUNG	HKG	43.18
22	Kryshtof PRADEAUX	AUS	42.18
23	Ze Zeng FANG	MAS	40.39
24	Brandon James BALDOZ	PHI	38.68
25	Simar BAJAJ	IND	5.51

Emilie BILLOW ISU
Referee

Robert ROSENBLUTH ISU
Technical Controller



JUNIOR MEN SHORT PROGRAM JUDGES DETAILS PER SKATER

Rank	Name	Nation	Starting Number	Total Segment Score	Total Element Score	Total Program Component Score (factored)	Total Deductions
1	Juheon LIM	KOR	20	75.38	39.82	35.56	0.00

#	Executed Elements	Info	Base Value	GOE	J1	J2	J3	J4	J5	J6	J7	J8	J9	Ref Scores of Panel	
1	3A		8.00	1.83	4	1	2	1	3	2	3	2	3	9.83	
2	3F!+3T	!	9.50	0.15	1	0	1	0	0	0	0	0	1	9.65	
3	CCSp4		3.20	-0.23	-1	-2	-1	-1	-1	-2	0	1	1	2.97	
4	FSSp4		3.00	0.64	2	1	3	3	1	2	2	3	2	3.64	
5	3Lz		6.49	X -1.26	-2	-1	-2	-2	-2	-1	-3	-3	-3	5.23	
6	StSq3		3.30	0.80	3	1	2	3	3	2	2	2	3	4.10	
7	CCoSp4		3.50	0.90	3	1	2	3	2	3	3	3	2	4.40	
			36.99											39.82	
Program Components				Factor											
Composition				1.67	8.00	7.25	6.50	6.25	7.00	7.50	7.25	6.75	7.00		7.04
Presentation				1.67	7.75	7.25	6.25	6.25	7.25	7.75	7.00	7.00	6.75		7.04
Skating Skills				1.67	8.00	7.25	6.75	6.25	7.00	7.75	7.25	7.25	7.25		7.21
Judges Total Program Components Score (factored)														35.56	

Deductions: 0.00

X=Credit highlight distribution, base value multiplied by 1.1 !=Not clear edge

Rank	Name	Nation	Starting Number	Total Segment Score	Total Element Score	Total Program Component Score (factored)	Total Deductions
2	Shunsuke NAKAMURA	JPN	23	74.04	36.22	37.82	0.00

#	Executed Elements	Info	Base Value	GOE	J1	J2	J3	J4	J5	J6	J7	J8	J9	Ref Scores of Panel	
1	3A		8.00	2.74	4	2	4	4	3	3	3	4	3	10.74	
2	3Lz		5.90	1.43	3	2	3	2	3	2	2	3	2	7.33	
3	CCSp3		2.80	0.60	3	2	3	2	2	2	2	2	2	3.40	
4	3F!+2T	!	7.26	X -2.35	-3	-5	-5	-4	-4	-5	-4	-4	-5	4.91	
5	FSSp4		3.00	0.73	1	2	3	3	2	2	3	2	3	3.73	
6	StSq3		3.30	1.04	3	2	4	4	3	3	3	3	3	4.34	
7	CCoSp2V		1.88	-0.11	-2	0	-2	0	0	1	0	-1	-1	1.77	
			32.14											36.22	
Program Components				Factor											
Composition				1.67	8.00	7.25	7.50	7.00	7.00	7.75	8.00	7.50	7.25		7.46
Presentation				1.67	7.75	7.50	7.25	7.25	7.50	7.50	8.00	7.50	7.50		7.50
Skating Skills				1.67	8.00	7.50	7.75	7.25	7.25	8.00	8.00	8.00	7.25		7.68
Judges Total Program Components Score (factored)														37.82	

Deductions: 0.00

X=Credit highlight distribution, base value multiplied by 1.1 !=Not clear edge



JUNIOR MEN SHORT PROGRAM JUDGES DETAILS PER SKATER

Rank	Name	Nation	Starting Number	Total Segment Score	Total Element Score	Total Program Component Score (factored)	Total Deductions
3	Francois PITOT	FRA	2	71.49	37.06	34.43	0.00

#	Executed Elements	Info	Base Value	GOE	J1	J2	J3	J4	J5	J6	J7	J8	J9	Ref Scores of Panel	
1	3A		8.00	1.37	3	2	2	0	1	1	1	2	3	9.37	
2	3Lz		5.90	0.84	2	1	2	1	1	1	2	2	1	6.74	
3	FSSp4		3.00	0.39	2	1	1	1	2	1	2	1	0	3.39	
4	CCSp3		2.80	-0.12	1	-2	-1	1	-2	0	2	-1	-1	2.68	
5	3F!+2T	!	7.26	X -0.76	-2	-2	-1	-1	-3	0	-2	-1	-1	6.50	
6	StSq4		3.90	0.78	2	2	2	2	3	2	2	2	2	4.68	
7	CCoSp4		3.50	0.20	0	1	1	0	0	1	1	0	1	3.70	
			34.36											37.06	
Program Components				Factor											
Composition				1.67	7.25	7.00	6.75	5.75	7.00	6.75	7.25	6.50	6.75		6.86
Presentation				1.67	7.50	6.75	6.50	6.00	7.50	6.50	7.50	6.50	6.75		6.86
Skating Skills				1.67	7.25	7.00	6.50	6.25	7.25	7.00	7.75	6.25	7.00		6.89
Judges Total Program Components Score (factored)														34.43	

Deductions: 0.00

X=Credit highlight distribution, base value multiplied by 1.1 !=Not clear edge

Rank	Name	Nation	Starting Number	Total Segment Score	Total Element Score	Total Program Component Score (factored)	Total Deductions
4	Yanhao LI	NZL	6	71.39	36.64	34.75	0.00

#	Executed Elements	Info	Base Value	GOE	J1	J2	J3	J4	J5	J6	J7	J8	J9	Ref Scores of Panel	
1	2A		3.30	0.90	4	2	3	3	2	3	2	3	3	4.20	
2	3F+3T		9.50	1.21	3	2	1	3	2	2	2	2	4	10.71	
3	CCoSp4		3.50	0.85	3	1	2	2	2	2	3	3	3	4.35	
4	3Lz		6.49	X 1.43	4	1	2	2	2	3	2	3	3	7.92	
5	CCSp2		2.30	-0.39	-2	0	-3	-1	-3	-1	-1	-2	-2	1.91	
6	StSq4		3.90	0.78	2	1	2	2	2	2	3	2	2	4.68	
7	FSSp4		3.00	-0.13	-1	1	0	0	0	0	-1	-1	-2	2.87	
			31.99											36.64	
Program Components				Factor											
Composition				1.67	7.00	7.00	6.00	6.75	6.50	7.00	7.25	7.50	6.75		6.89
Presentation				1.67	7.25	7.00	6.25	6.75	6.75	7.25	7.00	7.25	6.75		6.96
Skating Skills				1.67	7.25	7.25	6.50	6.75	6.75	7.50	6.75	7.50	6.50		6.96
Judges Total Program Components Score (factored)														34.75	

Deductions: 0.00

X=Credit highlight distribution, base value multiplied by 1.1



JUNIOR MEN SHORT PROGRAM JUDGES DETAILS PER SKATER

Rank	Name	Nation	Starting Number	Total Segment Score	Total Element Score	Total Program Component Score (factored)	Total Deductions
5	Daniel MARTYNOV	USA	17	70.75	36.40	34.35	0.00

#	Executed Elements	Info	Base Value	GOE	J1	J2	J3	J4	J5	J6	J7	J8	J9	Ref Scores of Panel
1	3A		8.00	2.06	3	2	3	3	2	2	2	3	3	10.06
2	3F!+COMBO+2T*	*	5.30	-2.57	-5	-4	-5	-4	-5	-5	-5	-5	-5	2.73
3	CCSp3		2.80	0.40	2	1	1	2	-1	0	2	2	2	3.20
4	3Lz		6.49	1.43	3	1	3	2	2	2	2	3	3	7.92
5	CCoSp4		3.50	0.70	3	2	3	2	0	2	2	2	1	4.20
6	StSq4		3.90	1.00	3	2	3	2	3	3	1	2	3	4.90
7	FSSp4		3.00	0.39	1	1	1	1	1	2	0	2	2	3.39
			32.99											36.40
Program Components				Factor										
Composition				1.67	7.25	7.00	7.25	5.75	7.00	7.50	5.75	7.25	6.75	6.89
Presentation				1.67	7.25	7.25	6.25	5.00	7.25	7.25	5.75	7.00	6.50	6.75
Skating Skills				1.67	7.00	7.25	6.75	6.00	7.00	7.75	6.00	7.25	7.25	6.93
Judges Total Program Components Score (factored)														34.35

Deductions: 0.00

*=Invalid element X=Credit highlight distribution, base value multiplied by 1.1

Rank	Name	Nation	Starting Number	Total Segment Score	Total Element Score	Total Program Component Score (factored)	Total Deductions
6	Yu-Hsiang LI	TPE	22	66.36	33.67	32.69	0.00

#	Executed Elements	Info	Base Value	GOE	J1	J2	J3	J4	J5	J6	J7	J8	J9	Ref Scores of Panel
1	3Lzq	q	5.90	-0.59	0	-2	-1	0	-2	-2	-1	-1	0	5.31
2	2A		3.30	0.38	2	1	1	1	1	1	1	1	3	3.68
3	CCSp3		2.80	0.32	2	1	1	-1	1	1	1	1	2	3.12
4	FSSp4		3.00	0.17	0	1	0	1	0	0	1	2	1	3.17
5	3F+3T		10.45	0.83	2	1	2	0	2	1	2	1	2	11.28
6	StSq2		2.60	0.56	3	2	2	2	3	1	1	2	3	3.16
7	CCoSp4		3.50	0.45	2	1	0	0	2	1	1	2	2	3.95
			31.55											33.67
Program Components				Factor										
Composition				1.67	7.00	7.00	6.00	6.00	6.75	6.00	5.50	6.50	6.75	6.43
Presentation				1.67	7.25	7.50	6.50	6.00	7.00	6.25	5.75	6.75	7.00	6.68
Skating Skills				1.67	7.00	7.25	6.25	6.00	6.75	6.50	5.75	6.25	6.50	6.46
Judges Total Program Components Score (factored)														32.69

Deductions: 0.00

X=Credit highlight distribution, base value multiplied by 1.1 q=jump landed on the quarter



JUNIOR MEN SHORT PROGRAM JUDGES DETAILS PER SKATER

Rank	Name	Nation	Starting Number	Total Segment Score	Total Element Score	Total Program Component Score (factored)	Total Deductions
7	Jaekeun LEE	KOR	11	65.76	33.72	33.04	-1.00

#	Executed Elements	Info	Base Value	GOE	J1	J2	J3	J4	J5	J6	J7	J8	J9	Ref Scores of Panel	
1	3Aq	q	8.00	-0.57	4	-1	-1	-1	-1	-1	0	-1	0	7.43	
2	3Lo+3T<	<	8.26	-1.33	-3	-2	-3	-3	-2	-2	-3	-3	-3	6.93	
3	FSSp4		3.00	0.51	2	2	2	0	1	1	2	3	2	3.51	
4	3Lzq	q	6.49	X -0.76	0	0	-1	-2	-2	-2	-1	-1	-2	5.73	
5	CCSp4		3.20	0.41	2	1	3	1	1	1	1	2	1	3.61	
6	StSq2		2.60	0.41	2	1	2	2	1	1	2	1	2	3.01	
7	CCoSp4		3.50	0.00	1	0	0	-2	-3	0	1	1	0	3.50	
			35.05											33.72	
Program Components				Factor											
Composition				1.67	7.50	7.00	6.75	6.00	6.50	6.25	6.50	6.50	6.50	6.50	6.57
Presentation				1.67	7.50	6.75	6.75	6.00	6.50	6.00	6.50	6.75	6.25	6.25	6.50
Skating Skills				1.67	7.25	7.25	7.00	6.25	6.75	6.50	6.75	6.50	6.25	6.25	6.71
Judges Total Program Components Score (factored)														33.04	

Deductions:	Time violation: -1.00	-1.00
--------------------	-----------------------	--------------

<=Under-rotated jump X=Credit highlight distribution, base value multiplied by 1.1 q=jump landed on the quarter

Rank	Name	Nation	Starting Number	Total Segment Score	Total Element Score	Total Program Component Score (factored)	Total Deductions
8	Nikita SHEIKO	ISR	24	64.08	33.54	31.54	-1.00

#	Executed Elements	Info	Base Value	GOE	J1	J2	J3	J4	J5	J6	J7	J8	J9	Ref Scores of Panel	
1	3Lz		5.90	0.59	2	0	1	1	0	1	1	2	1	6.49	
2	3Lo+3Lo	F	9.80	-2.38	-4	-5	-5	-5	-5	-5	-4	-5	-5	7.42	
3	FSSp4		3.00	0.56	2	1	2	2	2	1	3	2	2	3.56	
4	StSq3		3.30	0.57	2	1	2	1	0	2	2	2	2	3.87	
5	2A		3.63	X 0.61	2	1	2	2	1	3	2	2	2	4.24	
6	CCSp4		3.20	0.46	3	1	1	2	1	1	1	2	2	3.66	
7	CCoSp4		3.50	0.80	3	1	2	2	2	2	2	3	3	4.30	
			32.33											33.54	
Program Components				Factor											
Composition				1.67	7.25	6.75	5.75	5.50	5.25	6.75	6.50	6.50	6.50	6.50	6.32
Presentation				1.67	7.25	7.00	5.75	5.50	5.75	6.50	6.25	6.25	6.25	6.25	6.25
Skating Skills				1.67	7.00	6.75	6.00	5.25	5.50	6.50	6.75	6.50	6.25	6.25	6.32
Judges Total Program Components Score (factored)														31.54	

Deductions:	Falls: -1.00	-1.00
--------------------	--------------	--------------

X=Credit highlight distribution, base value multiplied by 1.1



JUNIOR MEN SHORT PROGRAM JUDGES DETAILS PER SKATER

Rank	Name	Nation	Starting Number	Total Segment Score	Total Element Score	Total Program Component Score (factored)	Total Deductions
9	Michael XIE	USA	15	63.62	31.40	33.22	-1.00

#	Executed Elements	Info	Base Value	GOE	J1	J2	J3	J4	J5	J6	J7	J8	J9	Ref Scores of Panel
1	3F!+3T	!	9.50	0.30	1	2	0	1	0	1	1	-1	0	9.80
2	3A<	< F	6.40	-3.20	-5	-5	-5	-5	-5	-5	-5	-5	-5	3.20
3	FSSp3		2.60	0.19	1	0	1	-1	0	2	1	1	1	2.79
4	3Lz		6.49	X -1.69	-3	-1	-3	-3	-3	-3	-3	-4	-2	4.80
5	CCSp3		2.80	0.44	3	1	0	2	1	2	2	1	2	3.24
6	StSq2		2.60	0.52	2	1	2	3	3	2	1	1	3	3.12
7	CCoSp4		3.50	0.95	3	2	3	3	1	3	3	3	2	4.45
			33.89											31.40
Program Components				Factor										
Composition				1.67	7.50	6.50	6.00	6.50	6.75	7.25	6.75	6.00	6.75	6.64
Presentation				1.67	7.25	6.50	6.25	6.00	7.00	7.00	6.25	5.75	7.00	6.57
Skating Skills				1.67	7.50	6.50	6.25	6.50	6.75	7.50	6.25	6.00	7.00	6.68
Judges Total Program Components Score (factored)														33.22

Deductions:	Falls: -1.00	-1.00
--------------------	--------------	--------------

<=Under-rotated jump X=Credit highlight distribution, base value multiplied by 1.1 !=Not clear edge

Rank	Name	Nation	Starting Number	Total Segment Score	Total Element Score	Total Program Component Score (factored)	Total Deductions
10	Seigo TAUCHI	JPN	19	62.33	29.50	33.83	-1.00

#	Executed Elements	Info	Base Value	GOE	J1	J2	J3	J4	J5	J6	J7	J8	J9	Ref Scores of Panel	
1	3Lz!	!	5.90	-0.42	-1	1	-1	1	-1	-1	-1	-1	-1	5.48	
2	3F+3T	F	9.50	-2.65	-5	-5	-5	-5	-5	-5	-5	-5	-5	6.85	
3	FSSp4		3.00	0.56	3	1	2	3	2	2	1	2	1	3.56	
4	2A		3.63	X 0.52	3	1	1	1	2	1	2	2	2	4.15	
5	CCSp4		3.20	0.46	2	1	1	2	0	1	2	2	1	3.66	
6	StSq2		2.60	0.56	3	1	3	2	1	2	3	2	2	3.16	
7	CCoSp3V		2.25	0.39	2	1	2	1	0	2	2	2	2	2.64	
			30.08											29.50	
Program Components				Factor											
Composition				1.67	7.00	7.25	7.25	6.25	6.50	7.00	6.75	6.75	6.75	6.75	6.86
Presentation				1.67	7.25	7.00	6.50	6.00	6.75	6.75	6.75	6.50	6.75	6.71	
Skating Skills				1.67	7.00	7.25	6.25	6.00	6.75	6.50	7.00	6.75	6.50	6.68	
Judges Total Program Components Score (factored)														33.83	

Deductions:	Falls: -1.00	-1.00
--------------------	--------------	--------------

X=Credit highlight distribution, base value multiplied by 1.1 !=Not clear edge



JUNIOR MEN SHORT PROGRAM JUDGES DETAILS PER SKATER

Rank	Name	Nation	Starting Number	Total Segment Score	Total Element Score	Total Program Component Score (factored)	Total Deductions
11	Matias LINDFORS	FIN	21	58.24	28.24	31.00	-1.00

#	Executed Elements	Info	Base Value	GOE	J1	J2	J3	J4	J5	J6	J7	J8	J9	Ref Scores of Panel	
1	3F+2T		6.60	-0.61	-1	-3	-1	-1	0	-1	-1	-2	-1	5.99	
2	3Lz		5.90	0.67	2	0	0	2	2	1	1	1	1	6.57	
3	FSSp3		2.60	-0.11	0	0	-2	1	-2	1	-2	0	0	2.49	
4	2A		3.63	X 0.14	1	1	0	2	1	0	0	0	0	3.77	
5	StSq3		3.30	0.42	2	1	1	2	1	1	1	2	1	3.72	
6	CCSp3		2.80	-0.40	-1	-2	-2	-1	0	-1	-2	-1	-2	2.40	
7	CCoSp4		3.50	-0.20	2	1	-2	2	0	-5	0	0	-5	3.30	
			28.33											28.24	
Program Components				Factor											
Composition				1.67	6.00	6.75	6.00	6.50	6.25	6.75	6.00	6.50	5.75		6.29
Presentation				1.67	6.25	7.00	6.25	6.25	6.75	6.50	5.75	6.25	6.00		6.32
Skating Skills				1.67	6.00	6.75	5.50	5.75	6.50	6.25	5.00	6.25	5.50		5.96
Judges Total Program Components Score (factored)														31.00	

Deductions:	Falls: -1.00	-1.00
--------------------	--------------	--------------

X=Credit highlight distribution, base value multiplied by 1.1

Rank	Name	Nation	Starting Number	Total Segment Score	Total Element Score	Total Program Component Score (factored)	Total Deductions
12	Oleg MELNIKOV	KAZ	3	58.01	29.85	28.16	0.00

#	Executed Elements	Info	Base Value	GOE	J1	J2	J3	J4	J5	J6	J7	J8	J9	Ref Scores of Panel	
1	2A		3.30	0.33	2	1	1	1	1	0	1	1	1	3.63	
2	CCSp4		3.20	0.23	1	0	1	0	0	1	1	1	1	3.43	
3	3Lo+3Lo<	<	8.82	-1.47	-3	-3	-3	-3	-3	-3	-3	-3	-3	7.35	
4	StSq1		1.80	0.08	1	0	1	0	0	0	1	1	-1	1.88	
5	3Lz		6.49	X 0.34	1	0	0	0	0	1	1	1	2	6.83	
6	FSSp4		3.00	0.34	0	1	1	2	2	1	2	1	0	3.34	
7	CCoSp3		3.00	0.39	1	1	2	1	2	1	1	2	1	3.39	
			29.61											29.85	
Program Components				Factor											
Composition				1.67	5.75	6.25	5.75	5.25	6.50	5.75	5.50	6.00	4.75		5.75
Presentation				1.67	5.50	6.00	5.50	4.75	7.00	5.25	5.25	5.75	4.75		5.43
Skating Skills				1.67	5.25	6.50	5.75	5.50	6.75	5.50	5.50	5.75	5.00		5.68
Judges Total Program Components Score (factored)														28.16	

Deductions:		0.00
--------------------	--	-------------

<=Under-rotated jump X=Credit highlight distribution, base value multiplied by 1.1



JUNIOR MEN SHORT PROGRAM JUDGES DETAILS PER SKATER

Rank	Name	Nation	Starting Number	Total Segment Score	Total Element Score	Total Program Component Score (factored)	Total Deductions
13	Casper JOHANSSON	SWE	8	57.15	28.34	29.81	-1.00

#	Executed Elements	Info	Base Value	GOE	J1	J2	J3	J4	J5	J6	J7	J8	J9	Ref Scores of Panel
1	3Fq+COMBO	q F	5.30	-2.65	-5	-5	-5	-5	-5	-5	-5	-5	-5	2.65
2	2A		3.30	0.24	1	0	1	0	0	1	1	2	1	3.54
3	CCSp4		3.20	0.41	2	1	1	2	0	0	2	2	1	3.61
4	3Lz		6.49	X 0.84	2	0	1	1	1	1	2	2	2	7.33
5	StSq4		3.90	0.67	2	2	1	0	2	1	2	2	2	4.57
6	FSSp3		2.60	0.19	1	1	1	0	0	1	1	1	-1	2.79
7	CCoSp4		3.50	0.35	2	1	0	1	0	0	2	2	1	3.85
			28.29											28.34
Program Components				Factor										
Composition				1.67	6.00	6.25	5.75	5.25	6.00	6.25	6.25	6.25	5.25	5.96
Presentation				1.67	5.75	6.50	5.50	5.25	6.00	6.50	6.00	6.25	5.25	5.89
Skating Skills				1.67	6.00	6.25	5.75	5.25	6.25	6.00	6.25	6.50	5.50	6.00
Judges Total Program Components Score (factored)														29.81

Deductions:	Falls: -1.00	-1.00
--------------------	--------------	--------------

X=Credit highlight distribution, base value multiplied by 1.1 q=jump landed on the quarter

Rank	Name	Nation	Starting Number	Total Segment Score	Total Element Score	Total Program Component Score (factored)	Total Deductions
14	Noah BODENSTEIN	SUI	13	56.93	27.47	29.46	0.00

#	Executed Elements	Info	Base Value	GOE	J1	J2	J3	J4	J5	J6	J7	J8	J9	Ref Scores of Panel
1	3Lz		5.90	0.17	1	0	0	0	0	1	1	0	0	6.07
2	3F!+2T	!	6.60	-0.53	-1	-1	-1	-1	-1	-1	-1	-2	-1	6.07
3	CCSp3		2.80	0.32	-1	1	1	2	2	0	2	1	1	3.12
4	2A		3.63	X 0.33	2	1	1	1	1	1	1	0	1	3.96
5	StSq2		2.60	0.45	1	1	3	2	2	2	2	2	1	3.05
6	FSSp2		2.30	-0.36	-3	0	-2	-1	-2	-1	-2	-2	-1	1.94
7	CCoSp3		3.00	0.26	0	0	2	2	1	2	1	0	0	3.26
			26.83											27.47
Program Components				Factor										
Composition				1.67	6.00	6.25	6.50	5.50	5.50	6.50	5.50	6.00	5.00	5.89
Presentation				1.67	5.25	6.50	6.50	5.75	6.00	6.75	6.00	6.00	4.75	6.00
Skating Skills				1.67	6.00	6.00	6.00	5.50	5.75	6.25	5.25	5.75	5.00	5.75
Judges Total Program Components Score (factored)														29.46

Deductions:		0.00
--------------------	--	-------------

X=Credit highlight distribution, base value multiplied by 1.1 !=Not clear edge



JUNIOR MEN SHORT PROGRAM JUDGES DETAILS PER SKATER

Rank	Name	Nation	Starting Number	Total Segment Score	Total Element Score	Total Program Component Score (factored)	Total Deductions
15	David SHTEYNGART	CAN	14	56.38	25.31	31.07	0.00

#	Executed Elements	Info	Base Value	GOE	J1	J2	J3	J4	J5	J6	J7	J8	J9	Ref Scores of Panel
1	3F!+1T*	*	5.30	-2.65	-5	-5	-5	-5	-5	-5	-5	-5	-5	2.65
2	2A		3.30	0.09	1	0	0	0	1	1	0	0	0	3.39
3	CCSp3		2.80	0.28	2	1	1	1	1	1	0	1	1	3.08
4	3Lz		6.49	X -0.84	-1	-2	-1	-1	-2	-1	-2	-1	-2	5.65
5	StSq3		3.30	0.47	2	1	1	0	2	2	1	1	2	3.77
6	CCoSp3		3.00	0.13	1	0	0	1	0	1	-1	2	0	3.13
7	FSSp4		3.00	0.64	2	2	3	3	2	2	1	2	2	3.64
			27.19											25.31
Program Components				Factor										
Composition				1.67	7.00	6.00	6.25	6.00	6.25	6.75	5.75	6.50	6.25	6.29
Presentation				1.67	6.75	5.75	5.75	6.25	6.75	6.25	5.25	6.00	6.50	6.18
Skating Skills				1.67	7.00	5.75	5.75	6.00	6.00	6.50	5.50	6.25	6.75	6.14
Judges Total Program Components Score (factored)														31.07

Deductions: 0.00

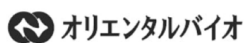
*=Invalid element X=Credit highlight distribution, base value multiplied by 1.1

Rank	Name	Nation	Starting Number	Total Segment Score	Total Element Score	Total Program Component Score (factored)	Total Deductions
16	Anthony PARADIS	CAN	5	56.29	22.58	33.71	0.00

#	Executed Elements	Info	Base Value	GOE	J1	J2	J3	J4	J5	J6	J7	J8	J9	Ref Scores of Panel
1	3Lz		5.90	-2.36	-4	-4	-3	-2	-4	-4	-5	-5	-4	3.54
2	CCSp3		2.80	0.64	4	-1	2	2	1	3	4	3	1	3.44
3	1A*	*	0.00	0.00	-	-	-	-	-	-	-	-	-	0.00
4	3T+3T<	<	8.32	X -1.80	-4	-4	-5	-3	-3	-5	-5	-5	-4	6.52
5	CCoSp3		3.00	0.21	3	0	0	0	0	1	2	2	-1	3.21
6	StSq2		2.60	0.56	4	1	2	2	2	2	3	2	2	3.16
7	FSSp3		2.60	0.11	1	0	0	0	0	1	1	2	-1	2.71
			25.22											22.58
Program Components				Factor										
Composition				1.67	7.75	6.50	6.25	6.00	6.75	7.00	8.00	7.00	6.50	6.82
Presentation				1.67	7.25	6.75	6.50	6.25	7.00	7.25	7.50	6.75	6.50	6.86
Skating Skills				1.67	7.00	6.50	5.75	5.75	6.50	6.50	6.50	7.00	6.75	6.50
Judges Total Program Components Score (factored)														33.71

Deductions: 0.00

*=Invalid element <=Under-rotated jump X=Credit highlight distribution, base value multiplied by 1.1





JUNIOR MEN SHORT PROGRAM JUDGES DETAILS PER SKATER

Rank	Name	Nation	Starting Number	Total Segment Score	Total Element Score	Total Program Component Score (factored)	Total Deductions
17	Masaya MISHIMA	JPN	4	54.58	25.12	29.46	0.00

#	Executed Elements	Info	Base Value	GOE	J1	J2	J3	J4	J5	J6	J7	J8	J9	Ref Scores of Panel	
1	3Lz		5.90	0.67	3	0	0	0	1	1	2	2	2	6.57	
2	3Lo+2T<	<	5.94	-2.17	-4	-4	-5	-3	-5	-4	-5	-5	-4	3.77	
3	FSSp2		2.30	-0.49	-2	-2	-2	-2	-3	-1	-3	-1	-3	1.81	
4	CCSp2		2.30	-0.20	-1	-2	-1	-2	-2	-3	1	1	1	2.10	
5	3A		8.80	X -3.09	-4	-3	-4	-3	-4	-4	-4	-4	-4	5.71	
6	CCoSp4V		2.63	-0.26	0	0	0	-2	-2	-1	-2	-1	-1	2.37	
7	StSq2		2.60	0.19	3	0	-1	0	3	1	-1	1	1	2.79	
			30.47											25.12	
Program Components				Factor											
Composition				1.67	7.25	5.25	5.75	4.75	6.00	5.25	5.75	6.50	6.25		5.82
Presentation				1.67	6.75	5.50	5.00	4.75	7.00	5.50	5.50	6.25	6.25		5.82
Skating Skills				1.67	7.00	6.00	5.25	5.00	6.50	6.25	5.25	6.25	6.50		6.00
Judges Total Program Components Score (factored)														29.46	

Deductions: 0.00

<=Under-rotated jump X=Credit highlight distribution, base value multiplied by 1.1

Rank	Name	Nation	Starting Number	Total Segment Score	Total Element Score	Total Program Component Score (factored)	Total Deductions
18	Zhiao JIANG	CHN	1	53.92	28.29	25.63	0.00

#	Executed Elements	Info	Base Value	GOE	J1	J2	J3	J4	J5	J6	J7	J8	J9	Ref Scores of Panel	
1	3Lz		5.90	0.51	3	1	1	0	0	1	1	1	1	6.41	
2	3T+3T		8.40	0.30	2	0	0	0	0	1	2	1	1	8.70	
3	CCSp4		3.20	0.23	1	0	0	1	1	-1	1	1	1	3.43	
4	1A<<*	*	0.00	X 0.00	-	-	-	-	-	-	-	-	-	0.00	
5	CCoSp4		3.50	0.20	0	0	2	0	0	0	2	2	0	3.70	
6	StSq2		2.60	0.11	1	1	1	1	1	-1	-1	0	0	2.71	
7	FSSp4		3.00	0.34	1	1	1	2	1	1	1	2	-1	3.34	
			26.60											28.29	
Program Components				Factor											
Composition				1.67	5.75	5.75	5.25	4.50	4.75	4.75	4.50	5.75	4.75		5.07
Presentation				1.67	6.00	5.75	5.00	4.50	5.25	4.50	4.25	5.50	4.25		4.96
Skating Skills				1.67	5.75	6.25	5.50	5.00	5.00	5.25	5.00	5.75	4.25		5.32
Judges Total Program Components Score (factored)														25.63	

Deductions: 0.00

*=Invalid element X=Credit highlight distribution, base value multiplied by 1.1



JUNIOR MEN SHORT PROGRAM JUDGES DETAILS PER SKATER

Rank	Name	Nation	Starting Number	Total Segment Score	Total Element Score	Total Program Component Score (factored)	Total Deductions
19	Tao MACRAE	GBR	18	53.89	25.97	27.92	0.00

#	Executed Elements	Info	Base Value	GOE	J1	J2	J3	J4	J5	J6	J7	J8	J9	Ref Scores of Panel
1	3Lz		5.90	0.67	1	1	1	1	0	2	1	1	2	6.57
2	3S+2T		5.60	0.00	1	0	0	0	0	0	0	0	0	5.60
3	CCoSp2		2.50	-0.07	2	0	0	-1	-1	-1	0	-1	1	2.43
4	2A		3.63	X 0.19	1	0	0	0	0	1	1	1	1	3.82
5	CCSp4		3.20	-0.69	-2	-2	-3	-1	-2	-3	-2	-2	-2	2.51
6	StSq2		2.60	0.04	1	0	0	0	2	-1	0	0	0	2.64
7	FSSp2		2.30	0.10	0	1	0	0	1	1	0	0	1	2.40
			25.73											25.97
Program Components				Factor										
Composition				1.67	6.00	5.75	5.25	4.75	5.00	6.25	5.25	5.50	6.00	5.54
Presentation				1.67	6.25	6.00	5.25	4.50	5.50	6.00	5.50	5.25	5.75	5.61
Skating Skills				1.67	5.75	5.75	5.00	4.75	5.25	6.50	5.75	5.25	6.25	5.57
Judges Total Program Components Score (factored)														27.92

Deductions: 0.00

X=Credit highlight distribution, base value multiplied by 1.1

Rank	Name	Nation	Starting Number	Total Segment Score	Total Element Score	Total Program Component Score (factored)	Total Deductions
20	Vadym NOVIKOV	UKR	9	51.12	22.12	29.00	0.00

#	Executed Elements	Info	Base Value	GOE	J1	J2	J3	J4	J5	J6	J7	J8	J9	Ref Scores of Panel
1	2A		3.30	0.38	2	0	1	0	2	1	1	1	2	3.68
2	3F+3T		9.50	0.23	3	0	0	0	1	1	0	0	1	9.73
3	CCSp2		2.30	-0.30	-1	-1	-2	-2	-2	-1	-1	0	-1	2.00
4	1Lz*	*	0.00	X 0.00	-	-	-	-	-	-	-	-	-	0.00
5	StSq1		1.80	0.13	1	0	2	0	1	1	-1	1	1	1.93
6	CCoSp3V		2.25	0.10	0	0	2	0	0	1	0	1	1	2.35
7	FSSp2		2.30	0.13	0	0	1	0	1	1	0	1	1	2.43
			21.45											22.12
Program Components				Factor										
Composition				1.67	6.00	5.25	6.00	5.25	6.50	6.75	5.25	6.00	6.00	5.86
Presentation				1.67	5.75	5.00	5.25	4.75	6.75	6.25	5.00	6.00	6.00	5.61
Skating Skills				1.67	6.00	5.50	5.50	5.00	6.75	6.50	5.25	6.25	6.25	5.89
Judges Total Program Components Score (factored)														29.00

Deductions: 0.00

*=Invalid element X=Credit highlight distribution, base value multiplied by 1.1



JUNIOR MEN SHORT PROGRAM JUDGES DETAILS PER SKATER

Rank	Name	Nation	Starting Number	Total Segment Score	Total Element Score	Total Program Component Score (factored)	Total Deductions
21	Chiu Hei CHEUNG	HKG	16	43.18	21.30	21.88	0.00

#	Executed Elements	Info	Base Value	GOE	J1	J2	J3	J4	J5	J6	J7	J8	J9	Ref Scores of Panel
1	3T+3T<	<	7.56	-2.04	-4	-5	-5	-4	-5	-5	-5	-5	-5	5.52
2	3Lz<	<	4.72	-1.89	-3	-4	-5	-3	-5	-4	-4	-4	-4	2.83
3	CCSp3		2.80	-0.08	0	-1	0	-1	-2	0	0	0	0	2.72
4	FSSp3		2.60	-0.41	-2	0	-2	-2	-1	-1	-2	-1	-2	2.19
5	StSq2		2.60	-0.15	0	-1	-2	-1	0	0	-2	0	0	2.45
6	2A		3.63	X 0.00	0	-1	0	0	0	0	0	0	0	3.63
7	CCoSp2		2.50	-0.54	-2	0	-2	-3	-2	-2	-2	-2	-3	1.96
			26.41											21.30
Program Components				Factor										
Composition				1.67	5.25	4.75	3.75	4.25	4.50	5.25	3.75	4.25	4.25	4.43
Presentation				1.67	5.00	4.50	3.25	4.00	4.75	4.75	3.50	4.00	4.00	4.21
Skating Skills				1.67	5.00	5.00	3.50	4.25	4.75	5.50	4.00	4.25	4.00	4.46
Judges Total Program Components Score (factored)														21.88

Deductions: 0.00

<=Under-rotated jump X=Credit highlight distribution, base value multiplied by 1.1

Rank	Name	Nation	Starting Number	Total Segment Score	Total Element Score	Total Program Component Score (factored)	Total Deductions
22	Kryshtof PRADEAUX	AUS	7	42.18	18.47	24.71	-1.00

#	Executed Elements	Info	Base Value	GOE	J1	J2	J3	J4	J5	J6	J7	J8	J9	Ref Scores of Panel
1	2A		3.30	0.00	1	0	0	0	0	0	0	0	0	3.30
2	3F!<+COMBO	! F	4.24	-2.12	-5	-5	-5	-5	-5	-5	-5	-5	-5	2.12
3	3Lzq	q	5.90	-1.43	-3	-2	-3	-2	-2	-2	-2	-3	-4	4.47
4	FSSp2		2.30	0.10	0	0	0	1	0	1	1	1	0	2.40
5	StSq1		1.80	-0.10	1	-2	-2	-1	1	-1	-1	0	0	1.70
6	CCSp1		2.00	-0.43	-3	-2	-2	-1	-2	-3	-3	-2	-1	1.57
7	CCoSp3		3.00	-0.09	0	-1	0	0	1	-1	-1	1	-1	2.91
			22.54											18.47
Program Components				Factor										
Composition				1.67	5.00	4.50	4.75	5.50	5.75	4.75	4.00	5.50	5.25	5.04
Presentation				1.67	5.25	4.50	4.25	5.50	6.25	4.50	4.00	5.00	5.00	4.86
Skating Skills				1.67	5.00	4.75	4.50	5.25	5.75	5.25	4.00	4.75	4.75	4.89
Judges Total Program Components Score (factored)														24.71

Deductions: Falls: -1.00

<=Under-rotated jump !=Not clear edge q=jump landed on the quarter



JUNIOR MEN SHORT PROGRAM JUDGES DETAILS PER SKATER

Rank	Name	Nation	Starting Number	Total Segment Score	Total Element Score	Total Program Component Score (factored)	Total Deductions
23	Ze Zeng FANG	MAS	12	40.39	18.07	23.32	-1.00

#	Executed Elements	Info	Base Value	GOE	J1	J2	J3	J4	J5	J6	J7	J8	J9	Ref Scores of Panel	
1	3T+3T<<	<< F	5.50	-2.10	-5	-5	-5	-5	-5	-5	-5	-5	-5	3.40	
2	3Lz<<	<<	2.10	-1.05	-5	-5	-5	-4	-5	-5	-5	-5	-5	1.05	
3	CCoSp4		3.50	0.05	1	0	0	0	0	1	0	0	0	3.55	
4	2A		3.63	X 0.05	0	0	0	1	0	1	0	0	0	3.68	
5	CCSp		0.00	0.00	-	-	-	-	-	-	-	-	-	0.00	
6	StSq3		3.30	0.00	0	0	-1	0	0	0	0	0	0	3.30	
7	FSSp4		3.00	0.09	0	0	0	1	0	1	0	1	0	3.09	
			21.03											18.07	
Program Components				Factor											
Composition				1.67	4.75	4.75	4.50	4.75	4.75	5.75	4.75	4.75	4.75	4.75	4.75
Presentation				1.67	4.25	4.50	3.75	4.75	5.00	5.50	4.50	4.25	4.25	4.25	4.50
Skating Skills				1.67	4.75	4.75	4.25	4.75	4.75	5.25	4.75	4.75	4.75	4.50	4.71
Judges Total Program Components Score (factored)														23.32	

Deductions:	Falls: -1.00	-1.00
--------------------	--------------	--------------

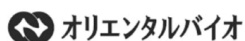
<<=Downgraded jump X=Credit highlight distribution, base value multiplied by 1.1

Rank	Name	Nation	Starting Number	Total Segment Score	Total Element Score	Total Program Component Score (factored)	Total Deductions
24	Brandon James BALDOZ	PHI	10	38.68	16.62	22.06	0.00

#	Executed Elements	Info	Base Value	GOE	J1	J2	J3	J4	J5	J6	J7	J8	J9	Ref Scores of Panel	
1	3F<+2T	<	5.54	-1.70	-3	-5	-4	-4	-4	-3	-5	-3	-5	3.84	
2	3Lze<<	e	1.68	-0.84	-5	-5	-5	-5	-5	-5	-5	-5	-5	0.84	
3	CCSp3		2.80	-0.32	-1	-1	-2	-1	-1	0	1	-2	-2	2.48	
4	FSSp3		2.60	0.15	1	0	1	1	1	1	0	0	0	2.75	
5	2Aq	q	3.63	X -0.61	-1	-2	-2	-2	-3	-2	-2	-2	0	3.02	
6	CCoSp2		2.50	-0.61	-2	-2	-2	-3	-2	-2	-3	-3	-3	1.89	
7	StSq1		1.80	0.00	0	0	0	-2	0	1	1	0	-1	1.80	
			20.55											16.62	
Program Components				Factor											
Composition				1.67	5.00	4.75	4.75	3.75	4.50	6.25	4.25	4.25	3.75	3.75	4.46
Presentation				1.67	5.25	4.75	4.50	3.75	4.75	5.75	5.00	4.00	3.50	3.50	4.57
Skating Skills				1.67	4.75	4.00	3.75	4.25	4.50	5.50	3.75	4.25	3.25	3.25	4.18
Judges Total Program Components Score (factored)														22.06	

Deductions:		0.00
--------------------	--	-------------

<=Under-rotated jump <<=Downgraded jump X=Credit highlight distribution, base value multiplied by 1.1 e=Wrong edge q=jump landed on the quarter



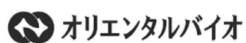


JUNIOR MEN SHORT PROGRAM JUDGES DETAILS PER SKATER

Rank	Name	Nation	Starting Number	Total Segment Score	Total Element Score	Total Program Component Score (factored)	Total Deductions
25	Simar BAJAJ	IND	25	5.51	0.00	6.51	-1.00

#	Executed Elements	Info	Base Value	GOE	J1	J2	J3	J4	J5	J6	J7	J8	J9	Ref Scores of Panel
1	1Fe*	*	0.00	0.00	-	-	-	-	-	-	-	-	-	0.00
2	1A*	*	0.00	0.00	-	-	-	-	-	-	-	-	-	0.00
3	CoSp*	*	0.00	0.00	-	-	-	-	-	-	-	-	-	0.00
4	1F!*+COMBO+1F*	*	0.00	X 0.00	-	-	-	-	-	-	-	-	-	0.00
5	FSSp		0.00	0.00	-	-	-	-	-	-	-	-	-	0.00
6	CCSp		0.00	0.00	-	-	-	-	-	-	-	-	-	0.00
			0.00											0.00
Program Components				Factor										
	Composition			1.67	2.00	0.75	0.75	0.75	2.00	1.75	1.00	1.50	1.75	1.36
	Presentation			1.67	1.25	0.75	0.75	0.75	2.50	2.25	1.50	1.25	1.75	1.36
	Skating Skills			1.67	2.00	0.75	0.50	0.75	2.00	1.25	0.75	1.00	1.75	1.18
	Judges Total Program Components Score (factored)													6.51
Deductions:				Falls: -1.00										-1.00

*=Invalid element X=Credit highlight distribution, base value multiplied by 1.1





SEGMENT RESULTS

JUNIOR MEN FREE SKATING RESULT

Rank	Name	Nation	Score
1	Francois PITOT	FRA	148.37
2	Juheon LIM	KOR	142.57
3	Michael XIE	USA	140.51
4	Daniel MARTYNOV	USA	137.23
5	Jaekun LEE	KOR	127.67
6	Nikita SHEIKO	ISR	126.37
7	Yanhao LI	NZL	124.41
8	Yu-Hsiang LI	TPE	118.86
9	Masaya MISHIMA	JPN	118.63
10	Oleg MELNIKOV	KAZ	116.21
11	Seigo TAUCHI	JPN	115.52
12	Shunsuke NAKAMURA	JPN	113.84
13	David SHTEYNGART	CAN	108.36
14	Casper JOHANSSON	SWE	106.69
15	Anthony PARADIS	CAN	105.82
16	Matias LINDFORS	FIN	104.31
17	Zhiao JIANG	CHN	100.45
18	Tao MACRAE	GBR	95.85
19	Noah BODENSTEIN	SUI	93.46
20	Chiu Hei CHEUNG	HKG	85.49
21	Vadym NOVIKOV	UKR	83.42
22	Ze Zeng FANG	MAS	76.78
23	Kryshtof PRADEAUX	AUS	66.57
24	Brandon James BALDOZ	PHI	61.13
25	Simar BAJAJ	IND	17.75

Emilie BILLOW ISU
Referee

Robert ROSENBLUTH ISU
Technical Controller



JUNIOR MEN FREE SKATING JUDGES DETAILS PER SKATER

Rank	Name	Nation	Starting Number	Total Segment Score	Total Element Score	Total Program Component Score (factored)	Total Deductions
1	Francois PITOT	FRA	25	148.37	74.51	73.86	0.00

#	Executed Elements	Info	Base Value	GOE	J1	J2	J3	J4	J5	J6	J7	J8	J9	Ref Scores of Panel
1	3A+2T		9.30	0.34	1	0	1	1	-1	1	0	0	0	9.64
2	3A		8.00	1.37	3	0	1	2	2	2	1	2	2	9.37
3	3F!	!	5.30	0.00	0	-1	-1	0	1	0	1	0	0	5.30
4	3Lo		4.90	0.49	2	0	1	0	2	1	1	1	1	5.39
5	CSSp3		2.60	0.11	0	0	1	-1	-1	1	1	1	2	2.71
6	ChSq1		3.00	0.36	0	-1	-1	2	1	2	2	1	0	3.36
7	3S		4.73	X 0.12	1	0	0	1	1	0	0	0	-1	4.85
8	3Lz+3T		11.11	X 1.18	1	1	3	3	2	2	2	2	2	12.29
9	3Lz+2A+2A+SEQ		13.75	X 0.93	3	0	2	0	2	1	2	2	2	14.68
10	FCSp4		3.20	0.46	2	1	0	1	1	2	1	2	2	3.66
11	CCoSp3		3.00	0.26	0	1	0	0	2	1	1	1	2	3.26
			68.89											74.51
Program Components				Factor										
Composition				3.33	8.00	7.50	7.00	7.25	7.25	7.75	7.50	7.25	7.00	7.36
Presentation				3.33	7.50	7.25	7.25	7.50	7.50	7.50	7.50	7.25	6.75	7.39
Skating Skills				3.33	8.00	7.50	7.25	7.50	7.00	8.00	7.75	7.00	7.00	7.43
Judges Total Program Components Score (factored)														73.86

Deductions: 0.00

X=Credit highlight distribution, base value multiplied by 1.1 !=Not clear edge

Rank	Name	Nation	Starting Number	Total Segment Score	Total Element Score	Total Program Component Score (factored)	Total Deductions
2	Juheon LIM	KOR	24	142.57	70.40	72.17	0.00

#	Executed Elements	Info	Base Value	GOE	J1	J2	J3	J4	J5	J6	J7	J8	J9	Ref Scores of Panel
1	3A+3T		12.20	0.00	0	-1	1	0	2	0	-1	0	0	12.20
2	3A		8.00	1.26	2	1	2	1	2	2	1	1	2	9.26
3	3Lz+2A+2A+SEQ		12.50	1.01	3	1	2	2	2	1	2	2	1	13.51
4	FCCoSp4		3.50	0.60	2	1	2	2	0	2	2	1	3	4.10
5	3F!	!	5.30	-0.61	-1	-1	-1	-1	-2	-1	-1	-1	-2	4.69
6	3Lz+2T		7.92	X 0.34	1	0	1	0	1	0	1	1	0	8.26
7	3Loq	q	5.39	X -0.77	-1	-2	-1	-1	-2	-2	-2	-1	-2	4.62
8	3S<	<	3.78	X -0.98	-3	-3	-2	-3	-2	-3	-3	-3	-3	2.80
9	CCoSp4		3.50	0.25	1	0	1	0	0	1	1	1	1	3.75
10	CSSp3		2.60	0.04	2	0	2	-1	-1	0	-1	0	1	2.64
11	ChSq1		3.00	1.57	5	0	4	3	4	3	2	3	3	4.57
			67.69											70.40
Program Components				Factor										
Composition				3.33	8.25	7.00	7.00	7.00	7.25	7.75	7.25	6.75	7.25	7.21
Presentation				3.33	8.00	7.25	6.75	6.75	7.50	7.25	7.50	7.00	6.75	7.14
Skating Skills				3.33	8.25	7.50	7.25	7.25	7.25	8.00	7.25	6.75	6.75	7.32
Judges Total Program Components Score (factored)														72.17

Deductions: 0.00

<=Under-rotated jump X=Credit highlight distribution, base value multiplied by 1.1 !=Not clear edge q=jump landed on the quarter



JUNIOR MEN FREE SKATING JUDGES DETAILS PER SKATER

Rank	Name	Nation	Starting Number	Total Segment Score	Total Element Score	Total Program Component Score (factored)	Total Deductions
3	Michael XIE	USA	17	140.51	69.14	71.37	0.00

#	Executed Elements	Info	Base Value	GOE	J1	J2	J3	J4	J5	J6	J7	J8	J9	Ref Scores of Panel
1	2A		3.30	0.80	3	2	3	3	2	2	2	2	3	4.10
2	3A+2A+SEQ		11.30	0.69	2	0	1	0	1	1	0	1	2	11.99
3	3A<	<	6.40	-1.28	-2	-3	-2	-2	-2	-2	-2	-2	-1	5.12
4	CCoSp4		3.50	0.55	2	1	1	1	0	2	2	2	2	4.05
5	3Lz+3T		10.10	0.84	3	0	2	0	1	2	2	1	2	10.94
6	3Fe	e	4.66	X -0.66	-1	-3	-2	-1	-3	-2	-1	-1	-1	4.00
7	3Lz+1Eu+3S		11.77	X 1.10	3	0	1	1	2	2	3	2	2	12.87
8	FCSp4		3.20	0.64	2	1	3	2	0	1	3	2	3	3.84
9	3Lo<	<	4.31	X -0.61	-1	-3	-3	0	-2	-2	-1	-1	-1	3.70
10	ChSq1		3.00	1.43	3	1	3	3	3	3	3	2	3	4.43
11	FCCoSp4		3.50	0.60	2	1	1	2	2	2	2	1	2	4.10
				65.04										69.14
Program Components				Factor										
Composition				3.33	8.00	6.75	7.50	6.25	7.25	7.50	6.75	6.50	8.25	7.18
Presentation				3.33	8.25	6.50	7.50	6.25	7.00	7.00	6.75	6.75	8.25	7.11
Skating Skills				3.33	8.00	7.00	7.25	6.50	7.25	7.75	6.25	6.25	8.00	7.14
Judges Total Program Components Score (factored)														71.37

Deductions: 0.00

<=Under-rotated jump X=Credit highlight distribution, base value multiplied by 1.1 e=Wrong edge

Rank	Name	Nation	Starting Number	Total Segment Score	Total Element Score	Total Program Component Score (factored)	Total Deductions
4	Daniel MARTYNOV	USA	22	137.23	66.84	70.39	0.00

#	Executed Elements	Info	Base Value	GOE	J1	J2	J3	J4	J5	J6	J7	J8	J9	Ref Scores of Panel
1	3A		8.00	1.60	2	1	2	2	3	2	2	2	2	9.60
2	3A+2T		9.30	1.37	2	1	2	1	2	1	2	3	2	10.67
3	CCSp3		2.80	0.44	3	1	1	0	0	2	2	3	2	3.24
4	2Lo		1.70	0.07	0	0	1	0	0	1	0	2	1	1.77
5	3Lz		5.90	1.01	2	1	2	1	1	2	2	3	2	6.91
6	ChSq1		3.00	0.29	0	1	0	1	0	1	0	1	1	3.29
7	3Lz+2A+2T+SEQ		11.55	X 0.59	1	0	1	1	1	1	1	2	1	12.14
8	3F1+3T	!	10.45	X -0.23	0	-1	-1	-1	1	-1	0	0	0	10.22
9	2A		3.63	X -1.18	-4	-2	-4	-3	-3	-4	-4	-4	-3	2.45
10	FSSp3		2.60	-0.15	-1	0	0	-1	0	-1	-1	0	-2	2.45
11	CCoSp4		3.50	0.60	3	1	2	1	1	2	2	2	2	4.10
				62.43										66.84
Program Components				Factor										
Composition				3.33	7.50	7.50	6.50	6.75	7.00	7.00	7.25	7.25	6.75	7.07
Presentation				3.33	7.25	7.25	6.00	6.75	7.25	6.75	6.75	7.00	6.50	6.89
Skating Skills				3.33	7.00	7.50	6.75	7.00	7.00	7.50	7.25	7.50	7.00	7.18
Judges Total Program Components Score (factored)														70.39

Deductions: 0.00

X=Credit highlight distribution, base value multiplied by 1.1 !=Not clear edge



JUNIOR MEN FREE SKATING JUDGES DETAILS PER SKATER

Rank	Name	Nation	Starting Number	Total Segment Score	Total Element Score	Total Program Component Score (factored)	Total Deductions
5	Jaekeun LEE	KOR	20	127.67	60.84	66.83	0.00

#	Executed Elements	Info	Base Value	GOE	J1	J2	J3	J4	J5	J6	J7	J8	J9	Ref Scores of Panel
1	3Aq+2T	q	9.30	-1.49	-1	-2	-2	-2	-2	-2	-1	-2	-2	7.81
2	3A<	<	6.40	-1.19	-2	-3	-3	-1	-2	-2	-2	-1	-1	5.21
3	3F!	!	5.30	-0.15	0	-1	-1	0	0	-1	0	0	0	5.15
4	3Loq	q	4.90	-1.96	-3	-3	-5	-4	-4	-4	-4	-4	-5	2.94
5	FCSp3		2.80	0.60	2	0	1	2	3	2	2	3	3	3.40
6	3Lz+3T<	<	10.19	X -1.18	-2	-2	-3	-2	-2	-2	-2	-2	-2	9.01
7	3Lz+2A+2A+SEQ		13.75	X 0.08	2	0	-1	0	-1	0	0	1	1	13.83
8	3Sq	q	4.73	X -1.47	-1	-3	-4	-3	-3	-5	-4	-3	-4	3.26
9	FCCoSp3V		2.25	0.36	2	0	1	1	1	2	2	2	2	2.61
10	ChSq1		3.00	0.57	2	0	1	1	1	1	1	1	2	3.57
11	CCoSp4		3.50	0.55	2	0	2	1	1	2	1	2	2	4.05
			66.12											60.84
Program Components				Factor										
Composition				3.33	7.25	6.50	6.75	6.00	6.75	7.00	7.00	6.50	6.00	6.64
Presentation				3.33	7.00	6.75	6.25	6.00	7.00	6.75	6.75	6.50	6.00	6.57
Skating Skills				3.33	7.25	7.50	6.50	6.25	6.75	7.50	6.75	6.75	6.50	6.86
Judges Total Program Components Score (factored)														66.83

Deductions: 0.00

<=Under-rotated jump X=Credit highlight distribution, base value multiplied by 1.1 !=Not clear edge q=jump landed on the quarter

Rank	Name	Nation	Starting Number	Total Segment Score	Total Element Score	Total Program Component Score (factored)	Total Deductions
6	Nikita SHEIKO	ISR	18	126.37	61.70	65.67	-1.00

#	Executed Elements	Info	Base Value	GOE	J1	J2	J3	J4	J5	J6	J7	J8	J9	Ref Scores of Panel
1	3A<	< F	6.40	-3.20	-5	-5	-5	-5	-5	-5	-5	-5	-5	3.20
2	FCSp4		3.20	0.41	1	1	1	2	3	0	0	2	2	3.61
3	3Lz+2T		7.20	0.25	1	0	1	0	1	0	0	1	0	7.45
4	3F<+2T	<	5.54	-0.91	-2	-2	-3	-2	-2	-3	-2	-1	-2	4.63
5	3Lz		5.90	0.67	1	0	2	1	1	1	1	2	1	6.57
6	3S+2A+2A+SEQ		11.99	X 0.61	2	0	1	2	2	1	1	2	1	12.60
7	CCoSp4		3.50	0.45	2	1	2	1	2	1	1	1	1	3.95
8	3F		5.83	X 0.68	1	0	1	2	2	0	1	2	2	6.51
9	ChSq1		3.00	0.79	1	1	2	2	2	2	1	3	1	3.79
10	3Lo		5.39	X 0.49	2	0	1	1	2	1	1	1	0	5.88
11	CSSp4		3.00	0.51	2	1	3	2	1	1	2	2	2	3.51
			60.95											61.70
Program Components				Factor										
Composition				3.33	7.00	7.00	6.50	6.50	7.00	6.75	6.25	6.75	6.25	6.68
Presentation				3.33	7.25	7.00	6.00	6.50	7.25	6.50	5.75	6.50	6.00	6.54
Skating Skills				3.33	7.25	7.00	6.25	6.25	7.00	6.25	6.00	6.50	6.25	6.50
Judges Total Program Components Score (factored)														65.67

Deductions: Falls: -1.00

<=Under-rotated jump X=Credit highlight distribution, base value multiplied by 1.1



JUNIOR MEN FREE SKATING JUDGES DETAILS PER SKATER

Rank	Name	Nation	Starting Number	Total Segment Score	Total Element Score	Total Program Component Score (factored)	Total Deductions
7	Yanhao LI	NZL	21	124.41	55.31	69.10	0.00

#	Executed Elements	Info	Base Value	GOE	J1	J2	J3	J4	J5	J6	J7	J8	J9	Ref Scores of Panel
1	2A		3.30	0.42	1	1	1	0	1	2	1	2	2	3.72
2	3Lz+3T		10.10	1.35	3	2	2	2	2	2	2	3	3	11.45
3	3Lo<	<	3.92	-1.79	-4	-2	-5	-4	-5	-5	-5	-4	-5	2.13
4	FCSp4		3.20	0.82	2	1	3	1	3	3	3	3	3	4.02
5	1F		0.50	-0.01	0	0	-1	1	0	-1	-1	0	0	0.49
6	3Lz+2A+2T+SEQ		11.55	X 0.84	2	1	1	1	1	1	2	2	2	12.39
7	ChSq1		3.00	0.86	2	1	2	0	2	2	1	3	2	3.86
8	3Fq+2T	q	7.26	X -0.61	-1	-1	-1	-1	-2	-2	-1	-1	-1	6.65
9	3S<	<	3.78	X -0.74	-2	-2	-3	-2	-2	-3	-2	-1	-2	3.04
10	FCCoSp4		3.50	0.85	3	0	2	2	2	2	3	3	3	4.35
11	CCoSp3		3.00	0.21	0	1	1	1	0	0	2	0	3	3.21
				53.11										55.31
Program Components				Factor										
Composition				3.33	7.00	7.25	6.75	6.25	7.00	7.25	6.50	7.50	7.00	6.96
Presentation				3.33	7.25	7.00	6.50	6.00	7.00	7.00	6.50	7.25	6.75	6.86
Skating Skills				3.33	7.00	7.50	6.50	6.25	6.75	7.75	6.75	7.50	6.50	6.93
Judges Total Program Components Score (factored)														69.10

Deductions:

0.00

<=Under-rotated jump X=Credit highlight distribution, base value multiplied by 1.1 q=jump landed on the quarter

Rank	Name	Nation	Starting Number	Total Segment Score	Total Element Score	Total Program Component Score (factored)	Total Deductions
8	Yu-Hsiang LI	TPE	19	118.86	55.29	64.57	-1.00

#	Executed Elements	Info	Base Value	GOE	J1	J2	J3	J4	J5	J6	J7	J8	J9	Ref Scores of Panel
1	3Lo		4.90	-1.47	-3	-2	-3	-3	-3	-3	-3	-3	-3	3.43
2	2A		3.30	0.33	1	1	2	1	0	1	1	1	1	3.63
3	3F		5.30	0.68	1	1	1	2	2	1	1	1	2	5.98
4	3S		4.30	0.61	1	1	2	0	1	1	2	2	2	4.91
5	FSSp4		3.00	0.34	0	2	1	1	1	1	2	1	1	3.34
6	ChSq1		3.00	1.00	1	1	2	3	2	1	3	3	2	4.00
7	2A+1Eu+3S		8.91	X 0.55	1	0	2	2	1	0	2	1	2	9.46
8	CCSp4		3.20	0.14	-1	0	0	0	2	-1	1	1	2	3.34
9	3Lzq+3T	q	11.11	X -0.84	-1	-2	-1	-2	-3	-2	-1	-1	-1	10.27
10	3Lz<	< F	5.19	X -2.36	-5	-5	-5	-5	-5	-5	-5	-5	-5	2.83
11	CCoSp4		3.50	0.60	1	1	2	2	0	2	2	2	3	4.10
				55.71										55.29
Program Components				Factor										
Composition				3.33	6.00	7.00	6.25	6.50	6.25	6.25	7.25	6.50	6.50	6.46
Presentation				3.33	5.75	7.25	6.75	6.25	6.50	6.00	7.25	6.50	6.75	6.57
Skating Skills				3.33	5.50	7.00	6.50	6.00	6.00	6.50	7.00	6.25	6.25	6.36
Judges Total Program Components Score (factored)														64.57

Deductions:

Falls: -1.00

-1.00

<=Under-rotated jump X=Credit highlight distribution, base value multiplied by 1.1 q=jump landed on the quarter



JUNIOR MEN FREE SKATING JUDGES DETAILS PER SKATER

Rank	Name	Nation	Starting Number	Total Segment Score	Total Element Score	Total Program Component Score (factored)	Total Deductions
9	Masaya MISHIMA	JPN	8	118.63	57.72	60.91	0.00

#	Executed Elements	Info	Base Value	GOE	J1	J2	J3	J4	J5	J6	J7	J8	J9	Ref Scores of Panel
1	3A+2T		9.30	0.46	2	0	0	0	1	1	2	0	0	9.76
2	4T		9.50	1.49	3	1	1	2	1	2	2	1	2	10.99
3	3Lz		5.90	1.01	3	1	2	2	1	2	2	1	2	6.91
4	FCSp2		2.30	0.30	2	1	1	0	2	0	1	2	2	2.60
5	3A		8.00	-1.94	-2	-1	-3	-2	-3	-3	-2	-3	-2	6.06
6	2Lo+2T		3.30	X -0.34	-2	-2	-2	-2	-3	-2	-2	-2	-1	2.96
7	2Lz+2A+2A+SEQ		9.57	X -0.99	-3	-4	-2	-1	-4	-3	-3	-3	-3	8.58
8	CSSp2		2.30	0.07	0	0	1	-1	-3	0	1	1	2	2.37
9	ChSq1		3.00	0.43	1	-2	1	1	1	1	1	0	2	3.43
10	2S		1.43	X 0.00	0	0	0	0	1	-1	0	0	0	1.43
11	CCoSp4V		2.63	0.00	0	0	1	-1	-2	0	0	0	1	2.63
			57.23											57.72
Program Components				Factor										
Composition				3.33	7.00	5.75	5.50	5.75	6.75	5.50	6.00	5.75	6.25	5.96
Presentation				3.33	6.75	5.75	5.50	6.25	6.75	5.00	6.25	6.00	5.75	6.04
Skating Skills				3.33	7.00	6.00	5.75	6.00	7.00	6.00	6.25	6.25	6.50	6.29
Judges Total Program Components Score (factored)														60.91

Deductions: 0.00

X=Credit highlight distribution, base value multiplied by 1.1

Rank	Name	Nation	Starting Number	Total Segment Score	Total Element Score	Total Program Component Score (factored)	Total Deductions
10	Oleg MELNIKOV	KAZ	14	116.21	59.01	57.20	0.00

#	Executed Elements	Info	Base Value	GOE	J1	J2	J3	J4	J5	J6	J7	J8	J9	Ref Scores of Panel
1	3Lzq+2A+2A+SEQ	q	12.50	-1.69	-1	-3	-3	-3	-3	-3	-4	-2	-3	10.81
2	3Lz+2T		7.20	0.42	1	-1	1	0	1	0	1	1	1	7.62
3	3F		5.30	-0.98	-2	-1	-1	-2	-2	-1	-3	-2	-3	4.32
4	FCSp4		3.20	0.32	1	0	1	1	1	1	1	2	1	3.52
5	ChSq1		3.00	0.29	1	0	2	1	1	-1	0	0	1	3.29
6	3F+2T		6.60	-0.30	0	-1	-1	-2	-1	0	-1	0	0	6.30
7	3Lo		5.39	X 0.49	1	0	0	2	1	1	1	1	2	5.88
8	3S		4.73	X 0.25	0	0	1	1	1	0	0	1	2	4.98
9	3T		4.62	X 0.00	0	0	0	0	0	0	0	0	0	4.62
10	CSSp4		3.00	0.47	0	1	2	2	2	1	1	2	2	3.47
11	CCoSp4		3.50	0.70	1	1	3	2	2	2	2	2	3	4.20
			59.04											59.01
Program Components				Factor										
Composition				3.33	5.50	5.25	5.25	5.75	6.00	5.75	5.50	6.25	6.25	5.71
Presentation				3.33	5.75	5.25	5.75	5.50	6.25	5.25	5.50	6.00	6.00	5.68
Skating Skills				3.33	5.50	5.25	6.25	6.00	6.00	5.50	5.75	6.00	5.75	5.79
Judges Total Program Components Score (factored)														57.20

Deductions: 0.00

X=Credit highlight distribution, base value multiplied by 1.1 q=jump landed on the quarter



JUNIOR MEN FREE SKATING JUDGES DETAILS PER SKATER

Rank	Name	Nation	Starting Number	Total Segment Score	Total Element Score	Total Program Component Score (factored)	Total Deductions
11	Seigo TAUCHI	JPN	16	115.52	52.09	65.43	-2.00

#	Executed Elements	Info	Base Value	GOE	J1	J2	J3	J4	J5	J6	J7	J8	J9	Ref Scores of Panel	
1	1A		1.10	0.05	0	1	1	0	0	0	0	1	1	1.15	
2	3F+3T		9.50	1.21	3	1	3	1	3	2	2	2	3	10.71	
3	3Lz!	!	5.90	0.00	0	-1	0	0	0	0	0	0	1	5.90	
4	FCCoSp4		3.50	0.45	2	1	1	1	0	1	2	2	1	3.95	
5	3S	F	4.30	-2.15	-5	-5	-5	-5	-5	-5	-5	-5	-5	2.15	
6	3F+3T		10.45	X 0.53	1	0	2	0	2	1	1	1	1	10.98	
7	2A		3.63	X 0.38	1	0	2	0	2	1	1	1	2	4.01	
8	1Lo+2A+SEQ	F	4.18	X -1.65	-5	-5	-5	-5	-5	-5	-5	-5	-5	2.53	
9	FSSp3		2.60	0.11	0	0	1	0	2	0	1	0	1	2.71	
10	ChSq1		3.00	1.00	1	2	3	1	2	2	2	2	3	4.00	
11	CCoSp4		3.50	0.50	2	1	1	1	1	2	2	1	2	4.00	
			51.66											52.09	
Program Components				Factor											
Composition				3.33	7.00	6.75	7.00	6.00	6.75	6.25	6.25	6.50	6.75		6.61
Presentation				3.33	6.50	6.75	6.75	5.75	6.50	6.50	6.25	6.00	6.50		6.43
Skating Skills				3.33	7.50	7.00	6.75	6.00	6.50	6.00	6.25	6.75	7.00		6.61
Judges Total Program Components Score (factored)														65.43	

Deductions:	Falls: -2.00	-2.00
--------------------	--------------	--------------

X=Credit highlight distribution, base value multiplied by 1.1 !=Not clear edge

Rank	Name	Nation	Starting Number	Total Segment Score	Total Element Score	Total Program Component Score (factored)	Total Deductions
12	Shunsuke NAKAMURA	JPN	23	113.84	47.31	68.53	-2.00

#	Executed Elements	Info	Base Value	GOE	J1	J2	J3	J4	J5	J6	J7	J8	J9	Ref Scores of Panel	
1	4T		9.50	-4.21	-4	-3	-4	-5	-5	-5	-4	-5	-4	5.29	
2	3A		8.00	-2.40	-3	-3	-2	-3	-4	-3	-3	-3	-3	5.60	
3	3A<<+REP	<< F	2.31	-1.65	-5	-5	-5	-5	-5	-5	-5	-5	-5	0.66	
4	CSSp3		2.60	0.19	0	0	0	0	-1	2	2	1	3	2.79	
5	3Lo		4.90	0.84	2	0	2	1	2	1	2	2	2	5.74	
6	3Lz<<+3T	<	9.81	X -2.23	-4	-4	-5	-5	-3	-5	-5	-5	-5	7.58	
7	ChSq1		3.00	0.36	0	0	1	-1	1	1	1	2	1	3.36	
8	FCCoSp4		3.50	0.00	0	0	-1	-2	0	0	0	1	2	3.50	
9	3F!	!	5.83	X -0.38	-1	-1	-1	-1	0	-1	0	-1	0	5.45	
10	3Lz	F	6.49	X -2.95	-5	-5	-5	-5	-5	-5	-5	-5	-5	3.54	
11	CCoSp4		3.50	0.30	1	0	2	0	0	1	1	1	2	3.80	
			59.44											47.31	
Program Components				Factor											
Composition				3.33	7.00	6.50	6.50	6.25	7.00	7.25	7.00	7.25	7.50		6.93
Presentation				3.33	6.25	6.50	6.25	5.75	6.75	7.00	7.00	6.50	7.25		6.61
Skating Skills				3.33	7.25	6.75	6.50	6.00	7.00	7.50	7.25	7.25	7.25		7.04
Judges Total Program Components Score (factored)														68.53	

Deductions:	Falls: -2.00	-2.00
--------------------	--------------	--------------

<=Under-rotated jump <<=Downgraded jump X=Credit highlight distribution, base value multiplied by 1.1 !=Not clear edge



JUNIOR MEN FREE SKATING JUDGES DETAILS PER SKATER

Rank	Name	Nation	Starting Number	Total Segment Score	Total Element Score	Total Program Component Score (factored)	Total Deductions
13	David SHTEYNGART	CAN	12	108.36	49.36	61.00	-2.00

#	Executed Elements	Info	Base Value	GOE	J1	J2	J3	J4	J5	J6	J7	J8	J9	Ref Scores of Panel
1	3F!<	! F	4.24	-2.12	-5	-5	-5	-5	-5	-5	-5	-5	-5	2.12
2	2A		3.30	0.42	2	1	1	1	1	1	1	2	3	3.72
3	3Lz+3T<+2A+SEQ	<	12.56	-1.52	-2	-4	-2	-3	-3	-2	-3	-3	-2	11.04
4	CCoSp3		3.00	0.60	3	1	3	1	0	2	2	2	3	3.60
5	FSSp4		3.00	0.77	3	2	2	3	1	2	3	3	3	3.77
6	3Lo		4.90	-0.28	1	-1	-1	0	-2	0	-1	-1	0	4.62
7	3Lzq	q	6.49	X -2.28	-3	-3	-4	-4	-4	-4	-4	-4	-5	4.21
8	3T	F	4.62	X -2.10	-5	-5	-5	-5	-5	-5	-5	-5	-5	2.52
9	3S+2T		6.16	X -0.06	-2	0	0	0	0	-1	0	0	0	6.10
10	ChSq1		3.00	0.71	2	1	3	0	1	2	0	2	2	3.71
11	FCCoSp4		3.50	0.45	2	1	2	1	0	1	1	2	1	3.95
				54.77										49.36
Program Components				Factor										
Composition				3.33	7.00	6.00	6.75	5.50	5.75	6.75	5.75	6.25	6.00	6.18
Presentation				3.33	6.50	6.00	6.75	5.25	6.25	6.50	5.50	6.00	5.75	6.07
Skating Skills				3.33	6.75	6.00	6.25	5.50	6.00	6.25	6.00	6.25	5.75	6.07
Judges Total Program Components Score (factored)														61.00

Deductions:	Falls: -2.00	-2.00
--------------------	--------------	--------------

<=Under-rotated jump X=Credit highlight distribution, base value multiplied by 1.1 !=Not clear edge q=jump landed on the quarter

Rank	Name	Nation	Starting Number	Total Segment Score	Total Element Score	Total Program Component Score (factored)	Total Deductions
14	Casper JOHANSSON	SWE	15	106.69	47.72	59.97	-1.00

#	Executed Elements	Info	Base Value	GOE	J1	J2	J3	J4	J5	J6	J7	J8	J9	Ref Scores of Panel
1	3S		4.30	0.68	1	1	1	1	2	2	2	2	2	4.98
2	2A		3.30	0.38	1	1	1	0	2	1	1	1	2	3.68
3	3F+3T		9.50	0.76	2	1	1	1	2	1	2	1	2	10.26
4	3Lo		4.90	0.77	1	1	2	0	2	1	2	2	2	5.67
5	FCSp4		3.20	0.18	3	1	-1	1	0	-1	1	1	1	3.38
6	ChSq1		3.00	0.43	0	1	2	0	1	1	1	1	1	3.43
7	3Lz+2A+2Tq+SEQ	q	11.55	X -1.60	-2	-2	-2	-3	-5	-3	-3	-3	-3	9.95
8	2F<<	<<	0.55	X -0.22	-4	-4	-5	-4	-4	-5	-5	-4	-5	0.33
9	1Lz		0.66	X -0.17	-3	-1	-4	-1	-4	-3	-3	-3	-3	0.49
10	CSSp4		3.00	0.30	1	1	2	0	0	1	1	1	2	3.30
11	CCoSp3V		2.25	0.00	0	0	0	0	-2	0	0	0	2	2.25
				46.21										47.72
Program Components				Factor										
Composition				3.33	6.00	6.50	6.00	5.00	6.50	5.50	6.25	6.25	6.25	6.11
Presentation				3.33	5.50	6.50	5.75	5.25	6.75	5.00	6.00	6.00	6.00	5.86
Skating Skills				3.33	6.00	6.75	6.25	5.25	6.50	5.25	6.25	6.00	6.00	6.04
Judges Total Program Components Score (factored)														59.97

Deductions:	Time violation: -1.00	-1.00
--------------------	-----------------------	--------------

<<=Downgraded jump X=Credit highlight distribution, base value multiplied by 1.1 q=jump landed on the quarter



JUNIOR MEN FREE SKATING JUDGES DETAILS PER SKATER

Rank	Name	Nation	Starting Number	Total Segment Score	Total Element Score	Total Program Component Score (factored)	Total Deductions
15	Anthony PARADIS	CAN	6	105.82	40.53	65.29	0.00

#	Executed Elements	Info	Base Value	GOE	J1	J2	J3	J4	J5	J6	J7	J8	J9	Ref Scores of Panel
1	3Lz		5.90	-2.11	-4	-3	-4	-3	-4	-3	-4	-5	-3	3.79
2	2A		3.30	0.66	2	1	2	2	2	3	1	2	3	3.96
3	3T		4.20	-1.20	-3	-2	-3	-2	-4	-3	-3	-3	-3	3.00
4	2Lo		1.70	0.00	0	0	0	0	0	-1	0	0	1	1.70
5	FCCoSp4		3.50	0.55	3	2	1	1	1	1	3	2	0	4.05
6	3F!<+1Eu+2S	!	6.64	X -1.76	-4	-3	-4	-4	-5	-4	-4	-4	-5	4.88
7	1Lz		0.66	X -0.03	0	0	-1	0	-3	-1	-1	-1	0	0.63
8	ChSq1		3.00	1.57	4	3	2	3	3	4	3	3	3	4.57
9	3T+2A+SEQ		8.25	X -0.90	-2	0	-3	-1	-3	-3	-1	-3	-2	7.35
10	FSSp4		3.00	0.00	1	0	-1	0	0	-1	1	0	0	3.00
11	CCoSp3		3.00	0.60	4	3	1	2	0	2	2	3	1	3.60
			43.15											40.53
Program Components				Factor										
Composition				3.33	7.25	6.25	6.50	6.00	6.75	7.25	7.25	6.25	6.50	6.68
Presentation				3.33	6.75	6.50	6.75	6.25	7.00	7.75	7.00	6.25	6.50	6.68
Skating Skills				3.33	7.00	6.00	6.00	6.00	6.25	6.75	6.00	6.50	6.25	6.25
Judges Total Program Components Score (factored)														65.29

Deductions:		0.00
Costume/Prop violation:	(1 of 10)	

<=Under-rotated jump X=Credit highlight distribution, base value multiplied by 1.1 !=Not clear edge

Rank	Name	Nation	Starting Number	Total Segment Score	Total Element Score	Total Program Component Score (factored)	Total Deductions
16	Matias LINDFORS	FIN	11	104.31	45.70	59.61	-1.00

#	Executed Elements	Info	Base Value	GOE	J1	J2	J3	J4	J5	J6	J7	J8	J9	Ref Scores of Panel
1	3Lz+2A+SEQ		9.20	0.59	3	0	1	1	1	1	2	1	0	9.79
2	2A+3T		7.50	-0.66	-1	-2	-2	-1	-3	-1	-2	-2	-1	6.84
3	3Loq	q	4.90	-1.61	-3	-2	-3	-4	-3	-3	-4	-3	-4	3.29
4	FCSp2		2.30	0.10	0	1	0	1	1	0	1	0	0	2.40
5	ChSq1		3.00	0.86	2	1	2	2	2	1	2	2	1	3.86
6	3F		5.30	-0.53	-1	-1	-1	-1	-1	-1	-1	-1	-1	4.77
7	3Lz		6.49	X 0.51	2	0	1	1	1	0	1	1	1	7.00
8	3F+REP	F	4.08	X -2.65	-5	-5	-5	-5	-5	-5	-5	-5	-5	1.43
9	3Sq	q	4.73	X -1.97	-4	-3	-5	-5	-4	-4	-5	-5	-5	2.76
10	CSSp2V		1.73	-0.10	-1	0	0	-1	-3	-2	0	0	0	1.63
11	CCoSp2V		1.88	0.05	3	1	1	0	0	-1	0	0	0	1.93
			51.11											45.70
Program Components				Factor										
Composition				3.33	6.75	5.75	7.00	6.00	5.75	5.75	6.50	6.25	5.75	6.11
Presentation				3.33	6.50	5.50	6.50	6.00	6.00	5.50	6.25	6.00	6.00	6.04
Skating Skills				3.33	5.75	5.75	6.00	5.75	5.75	5.25	5.75	6.25	5.50	5.75
Judges Total Program Components Score (factored)														59.61

Deductions:	Falls: -1.00	-1.00
--------------------	--------------	--------------

X=Credit highlight distribution, base value multiplied by 1.1 REP=Jump repetition q=jump landed on the quarter



JUNIOR MEN FREE SKATING JUDGES DETAILS PER SKATER

Rank	Name	Nation	Starting Number	Total Segment Score	Total Element Score	Total Program Component Score (factored)	Total Deductions
17	Zhiao JIANG	CHN	7	100.45	49.64	52.81	-2.00

#	Executed Elements	Info	Base Value	GOE	J1	J2	J3	J4	J5	J6	J7	J8	J9	Ref Scores of Panel
1	3Lz+2A+SEQ		9.20	1.18	3	1	2	2	2	1	2	2	3	10.38
2	3Lz		5.90	0.76	2	1	1	0	2	1	1	1	2	6.66
3	3F!	! F	5.30	-2.65	-5	-5	-5	-5	-5	-5	-5	-5	-5	2.65
4	3Loq	q	4.90	-0.98	-1	-2	-2	-2	-3	-2	-2	-2	-2	3.92
5	CSSp3		2.60	-0.11	-1	-1	1	0	-2	-1	1	0	-1	2.49
6	3F!+2T	!	7.26	X -0.61	1	-2	-1	-1	-2	-1	-1	-1	-1	6.65
7	FCSp4		3.20	0.23	1	0	1	1	1	0	1	1	0	3.43
8	2A	F	3.63	X -1.65	-5	-5	-5	-5	-5	-5	-5	-5	-5	1.98
9	ChSq1		3.00	0.14	1	-1	1	0	0	-2	0	2	1	3.14
10	3T		4.62	X 0.42	1	0	1	1	1	2	1	1	1	5.04
11	CCoSp3		3.00	0.30	1	1	1	1	1	1	1	1	1	3.30
				52.61										49.64
Program Components				Factor										
Composition				3.33	6.00	5.50	5.00	5.00	5.50	5.00	5.00	5.75	4.50	5.25
Presentation				3.33	5.50	5.25	5.00	4.50	5.50	4.50	4.75	5.50	4.25	5.00
Skating Skills				3.33	6.00	6.00	5.50	5.25	5.75	5.50	5.25	6.00	4.75	5.61
Judges Total Program Components Score (factored)														52.81

Deductions: Falls: -2.00 **-2.00**

X=Credit highlight distribution, base value multiplied by 1.1 ! =Not clear edge q=jump landed on the quarter

Rank	Name	Nation	Starting Number	Total Segment Score	Total Element Score	Total Program Component Score (factored)	Total Deductions
18	Tao MACRAE	GBR	10	95.85	44.33	51.52	0.00

#	Executed Elements	Info	Base Value	GOE	J1	J2	J3	J4	J5	J6	J7	J8	J9	Ref Scores of Panel
1	3Lz		5.90	-1.94	-3	-3	-4	-3	-4	-4	-3	-3	-3	3.96
2	3F!	!	5.30	-2.12	-4	-3	-4	-4	-4	-4	-4	-4	-4	3.18
3	3Lo		4.90	0.21	1	0	0	0	0	1	1	0	1	5.11
4	FCCoSp4		3.50	0.15	0	1	1	0	0	0	1	0	1	3.65
5	2A+2T		4.60	0.00	0	0	0	0	1	0	0	0	0	4.60
6	ChSq1		3.00	0.43	0	0	-1	0	1	2	2	1	2	3.43
7	3S+1Eu+2S		6.71	X 0.00	0	0	0	0	0	0	0	0	0	6.71
8	3S		4.73	X 0.12	0	0	0	0	1	0	1	0	1	4.85
9	2A+2T		5.06	X -1.08	-3	-3	-3	-3	-3	-4	-4	-4	-3	3.98
10	CCoSp3		3.00	-0.21	0	0	-1	0	-2	-1	-1	-2	0	2.79
11	FSSp2		2.30	-0.23	-2	0	-2	0	0	-1	-2	-1	-1	2.07
				49.00										44.33
Program Components				Factor										
Composition				3.33	4.25	5.50	4.25	3.25	5.00	5.50	5.50	6.00	5.00	5.00
Presentation				3.33	4.50	5.50	4.75	3.25	5.25	5.75	5.25	5.75	5.25	5.18
Skating Skills				3.33	5.00	5.50	5.00	4.75	5.50	5.25	5.50	5.75	5.25	5.29
Judges Total Program Components Score (factored)														51.52

Deductions: **0.00**

X=Credit highlight distribution, base value multiplied by 1.1 ! =Not clear edge



JUNIOR MEN FREE SKATING JUDGES DETAILS PER SKATER

Rank	Name	Nation	Starting Number	Total Segment Score	Total Element Score	Total Program Component Score (factored)	Total Deductions
19	Noah BODENSTEIN	SUI	13	93.46	39.44	56.02	-2.00

#	Executed Elements	Info	Base Value	GOE	J1	J2	J3	J4	J5	J6	J7	J8	J9	Ref Scores of Panel
1	4S<<	<<	4.30	-2.15	-5	-5	-5	-5	-5	-5	-5	-5	-5	2.15
2	3Lzq	q	5.90	-2.28	-3	-4	-4	-3	-3	-5	-3	-5	-5	3.62
3	3Lz+2T		7.20	-0.93	0	-2	-1	-2	-2	-1	-4	-1	-2	6.27
4	3T		4.20	0.24	1	0	0	0	1	1	1	0	1	4.44
5	FSp	F	0.00	0.00	-	-	-	-	-	-	-	-	-	0.00
6	3F!+1Eu+3Sq	!	11.11	X -1.74	-2	-3	-3	-3	-4	-3	-4	-4	-3	9.37
7	2F!+2A+SEQ	!	5.61	X -0.38	-1	-2	-1	-1	-2	-1	-1	-1	-1	5.23
8	2Lo		1.87	X -0.19	-1	-2	-1	0	-1	-2	-1	-2	0	1.68
9	CSSp2	F	2.30	-1.12	-4	-5	-4	-5	-5	-5	-5	-5	-5	1.18
10	ChSq1		3.00	0.36	0	-1	1	-1	0	2	2	2	1	3.36
11	CCoSp2		2.50	-0.36	-1	0	-2	0	-2	-1	-2	-2	-3	2.14
			47.99											39.44
Program Components				Factor										
Composition				3.33	5.00	5.25	5.50	4.50	5.50	6.25	5.75	6.25	5.75	5.57
Presentation				3.33	5.25	5.00	5.25	4.50	6.00	6.75	5.75	5.75	5.50	5.50
Skating Skills				3.33	6.00	5.50	5.75	5.50	6.00	6.50	5.25	5.75	5.75	5.75
Judges Total Program Components Score (factored)														56.02

Deductions:	Falls: -2.00	-2.00
--------------------	--------------	--------------

<<=Downgraded jump X=Credit highlight distribution, base value multiplied by 1.1 !=Not clear edge q=jump landed on the quarter

Rank	Name	Nation	Starting Number	Total Segment Score	Total Element Score	Total Program Component Score (factored)	Total Deductions
20	Chiu Hei CHEUNG	HKG	3	85.49	43.37	44.12	-2.00

#	Executed Elements	Info	Base Value	GOE	J1	J2	J3	J4	J5	J6	J7	J8	J9	Ref Scores of Panel
1	2A		3.30	0.47	2	0	1	1	2	1	1	2	2	3.77
2	3Lz		5.90	-0.08	0	-1	0	0	-1	0	0	0	0	5.82
3	3F!	! F	5.30	-2.65	-5	-5	-5	-5	-5	-5	-5	-5	-5	2.65
4	CCSp3		2.80	-0.04	0	0	0	0	-1	-1	0	0	1	2.76
5	3S		4.30	0.25	0	0	0	1	1	0	1	1	1	4.55
6	2F!+2A+SEQ	!	5.61	X -1.04	-3	-2	-3	-3	-3	-3	-4	-3	-4	4.57
7	3Tq+1Eu+2F	q	7.15	X -0.90	-1	-2	-3	-2	-3	-1	-2	-2	-3	6.25
8	FCCoSp3V		2.25	-0.32	-2	0	-2	0	-2	-1	-2	-1	-3	1.93
9	ChSq1		3.00	-0.43	0	-2	-3	-1	0	-2	-1	0	0	2.57
10	3T+2T		6.05	X -0.90	-1	-2	-2	-2	-2	-1	-3	-3	-3	5.15
11	CCoSp4		3.50	-0.15	-1	0	0	0	-1	-1	0	0	-3	3.35
			49.16											43.37
Program Components				Factor										
Composition				3.33	5.00	4.75	4.25	3.75	4.50	3.75	4.75	4.50	4.50	4.43
Presentation				3.33	4.75	4.75	3.75	3.50	4.75	3.50	4.50	4.25	4.00	4.21
Skating Skills				3.33	5.00	4.75	4.00	3.50	4.75	4.50	4.75	4.75	4.75	4.61
Judges Total Program Components Score (factored)														44.12

Deductions:	Time violation: -1.00	Falls: -1.00	-2.00
--------------------	-----------------------	--------------	--------------

X=Credit highlight distribution, base value multiplied by 1.1 !=Not clear edge q=jump landed on the quarter



JUNIOR MEN FREE SKATING JUDGES DETAILS PER SKATER

Rank	Name	Nation	Starting Number	Total Segment Score	Total Element Score	Total Program Component Score (factored)	Total Deductions
21	Vadym NOVIKOV	UKR	9	83.42	30.80	53.62	-1.00

#	Executed Elements	Info	Base Value	GOE	J1	J2	J3	J4	J5	J6	J7	J8	J9	Ref Scores of Panel
1	2A		3.30	0.38	2	1	1	0	3	1	1	1	1	3.68
2	3F!	!	5.30	-0.30	-1	-1	0	-1	0	0	-1	0	-1	5.00
3	3Lz+1Eu<<+3S<	<<	9.34	-2.95	-4	-5	-5	-5	-5	-5	-5	-5	-5	6.39
4	1Lo		0.50	-0.02	0	0	-1	0	-2	-1	0	-1	0	0.48
5	CCoSp3		3.00	0.30	1	1	1	1	1	0	1	1	1	3.30
6	3Lzq	q F	6.49	X -2.95	-5	-5	-5	-5	-5	-5	-5	-5	-5	3.54
7	3F!<+REP	!	3.27	X -2.12	-5	-5	-5	-5	-4	-5	-5	-5	-5	1.15
8	FCCoSp2V		1.88	-0.05	0	0	-1	-1	0	-1	0	0	0	1.83
9	ChSq1		3.00	-0.21	0	-2	0	-1	0	-1	-1	0	0	2.79
10	1A<<	<<	0.00	X 0.00	-	-	-	-	-	-	-	-	-	0.00
11	FSSp3		2.60	0.04	0	0	0	0	0	-2	0	1	1	2.64
			38.68											30.80
Program Components				Factor										
Composition				3.33	4.50	5.50	4.75	5.00	6.50	5.25	5.00	6.00	5.75	5.32
Presentation				3.33	4.75	5.50	4.25	5.00	6.25	4.75	4.75	5.75	5.50	5.14
Skating Skills				3.33	5.00	5.75	5.25	5.50	6.75	5.50	5.25	6.25	6.00	5.64
Judges Total Program Components Score (factored)														53.62

Deductions: Falls: -1.00 -1.00

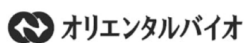
<=Under-rotated jump <<=Downgraded jump X=Credit highlight distribution, base value multiplied by 1.1 !=Not clear edge q=jump landed on the quarter

Rank	Name	Nation	Starting Number	Total Segment Score	Total Element Score	Total Program Component Score (factored)	Total Deductions
22	Ze Zeng FANG	MAS	1	76.78	33.59	45.19	-2.00

#	Executed Elements	Info	Base Value	GOE	J1	J2	J3	J4	J5	J6	J7	J8	J9	Ref Scores of Panel
1	3Lo		4.90	-1.54	-3	-3	-3	-3	-3	-4	-4	-3	-3	3.36
2	3F!<	!	4.24	-2.00	-5	-5	-5	-4	-5	-5	-4	-5	-4	2.24
3	3Lo+1T		5.30	-0.21	-1	0	-1	0	-1	0	-1	0	0	5.09
4	FCCoSp4		3.50	-0.10	0	0	-1	0	0	0	-1	0	-1	3.40
5	3T		4.20	-0.12	0	-1	-1	0	0	0	0	-1	0	4.08
6	2Aq+1Eu+2S	q	5.61	X -0.94	-1	-3	-3	-3	-4	-2	-3	-3	-3	4.67
7	ChSq1		3.00	0.07	1	-2	0	-1	1	0	1	0	0	3.07
8	3S<<	<< F	1.43	X -0.65	-5	-5	-5	-5	-5	-5	-5	-5	-5	0.78
9	CCSp4		3.20	0.00	0	0	0	0	-2	0	0	0	0	3.20
10	3S<<+REP	<< F	1.00	X -0.65	-5	-5	-5	-5	-5	-5	-5	-5	-5	0.35
11	CCoSp4		3.50	-0.15	1	0	-1	-1	0	-1	0	0	-1	3.35
			39.88											33.59
Program Components				Factor										
Composition				3.33	4.75	4.25	4.75	4.25	4.50	4.75	4.75	4.25	5.00	4.57
Presentation				3.33	4.50	4.50	5.00	4.25	5.00	4.25	5.00	4.00	4.75	4.61
Skating Skills				3.33	5.00	4.25	4.00	4.25	4.50	4.50	4.75	4.00	4.50	4.39
Judges Total Program Components Score (factored)														45.19

Deductions: Falls: -2.00 -2.00

<=Under-rotated jump <<=Downgraded jump X=Credit highlight distribution, base value multiplied by 1.1 !=Not clear edge q=jump landed on the quarter





JUNIOR MEN FREE SKATING JUDGES DETAILS PER SKATER

Rank	Name	Nation	Starting Number	Total Segment Score	Total Element Score	Total Program Component Score (factored)	Total Deductions
23	Kryshtof PRADEAUX	AUS	5	66.57	28.21	41.36	-3.00

#	Executed Elements	Info	Base Value	GOE	J1	J2	J3	J4	J5	J6	J7	J8	J9	Ref Scores of Panel
1	3T+2A+SEQ		7.50	0.24	1	0	1	1	1	0	0	0	1	7.74
2	1S		0.40	-0.03	0	0	-1	0	-3	-1	-1	-2	0	0.37
3	3Lzq	q	5.90	-2.78	-5	-4	-5	-4	-4	-5	-5	-5	-5	3.12
4	CCoSp3		3.00	0.21	1	0	1	1	0	0	2	1	1	3.21
5	2A+2T+2Loq	q	6.30	-1.51	-4	-4	-5	-5	-4	-5	-5	-5	-3	4.79
6	CSSp3		2.60	-0.07	0	0	0	-1	-2	-1	0	1	0	2.53
7	3S<	< F	3.78	X -1.72	-5	-5	-5	-5	-5	-5	-5	-5	-5	2.06
8	3T<<	<< F	1.43	X -0.65	-5	-5	-5	-5	-5	-5	-5	-5	-5	0.78
9	ChSq1		3.00	-0.57	-1	-2	-1	-2	0	-2	-2	0	0	2.43
10	1Lz<<	<<	0.00	X 0.00	-	-	-	-	-	-	-	-	-	0.00
11	FCCoSp1V		1.50	-0.32	-2	-1	-3	-2	-3	-1	-4	-1	-3	1.18
				35.41										28.21
Program Components				Factor										
Composition				3.33	4.00	4.00	4.75	4.25	4.50	4.00	4.00	4.25	4.50	4.21
Presentation				3.33	4.25	4.00	4.00	3.50	4.75	3.50	4.00	4.00	4.00	3.96
Skating Skills				3.33	4.25	4.25	4.00	4.25	4.75	3.75	4.25	4.00	4.75	4.25
Judges Total Program Components Score (factored)														41.36

Deductions:	Time violation: -1.00	Falls: -2.00	-3.00
--------------------	-----------------------	--------------	--------------

<=Under-rotated jump <<=Downgraded jump X=Credit highlight distribution, base value multiplied by 1.1 q=jump landed on the quarter

Rank	Name	Nation	Starting Number	Total Segment Score	Total Element Score	Total Program Component Score (factored)	Total Deductions
24	Brandon James BALDOZ	PHI	4	61.13	21.83	41.30	-2.00

#	Executed Elements	Info	Base Value	GOE	J1	J2	J3	J4	J5	J6	J7	J8	J9	Ref Scores of Panel
1	3Lze<<	e	1.68	-0.84	-5	-5	-5	-5	-5	-5	-5	-5	-5	0.84
2	3F<<<+1Eu<<<+2S	<<	3.10	-0.90	-5	-5	-5	-5	-5	-5	-5	-5	-5	2.20
3	3Lo<<<+3T<<	<<	3.00	-0.85	-5	-5	-5	-5	-5	-5	-5	-5	-5	2.15
4	FSSp4		3.00	0.04	0	0	1	0	0	1	0	0	0	3.04
5	2T+2A<+SEQ	<	3.94	-1.32	-5	-5	-5	-4	-5	-5	-5	-5	-5	2.62
6	3Lo<<	<< F	1.87	X -0.85	-5	-5	-5	-5	-5	-5	-5	-5	-5	1.02
7	3S<<	<<	1.43	X -0.65	-5	-5	-5	-5	-5	-5	-5	-5	-5	0.78
8	2A<	< F	2.90	X -1.32	-5	-5	-5	-5	-5	-5	-5	-5	-5	1.58
9	CCoSp2V		1.88	0.08	0	0	1	0	0	1	1	0	2	1.96
10	ChSq1		3.00	0.57	1	-1	1	2	1	1	3	1	1	3.57
11	FCCoSp2		2.50	-0.43	0	-2	-1	-1	-3	-1	-2	-2	-4	2.07
				28.30										21.83
Program Components				Factor										
Composition				3.33	4.00	3.75	4.50	3.50	4.50	4.25	4.75	4.00	3.75	4.11
Presentation				3.33	4.00	4.00	4.75	3.25	4.75	4.50	5.25	4.00	4.00	4.29
Skating Skills				3.33	4.25	3.75	3.50	3.50	4.75	4.00	4.50	4.25	3.75	4.00
Judges Total Program Components Score (factored)														41.30

Deductions:	Falls: -2.00	-2.00
--------------------	--------------	--------------

<=Under-rotated jump <<=Downgraded jump X=Credit highlight distribution, base value multiplied by 1.1 e=Wrong edge



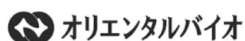
JUNIOR MEN FREE SKATING JUDGES DETAILS PER SKATER

Rank	Name	Nation	Starting Number	Total Segment Score	Total Element Score	Total Program Component Score (factored)	Total Deductions
25	Simar BAJAJ	IND	2	17.75	4.96	13.79	-1.00

#	Executed Elements	Info	Base Value	GOE	J1	J2	J3	J4	J5	J6	J7	J8	J9	Ref Scores of Panel
1	1A<	<	0.88	-0.30	-2	-4	-3	-4	-4	-3	-3	-3	-4	0.58
2	1Fe	e	0.40	-0.15	-3	-4	-4	-3	-4	-4	-4	-4	-4	0.25
3	1Fe+1Eu<<+1Fe	e	0.80	-0.20	-5	-5	-5	-5	-5	-5	-5	-5	-5	0.60
4	CoSpBV		1.13	-0.47	-2	-3	-4	-4	-5	-4	-5	-4	-5	0.66
5	ChSq		0.00	0.00	-	-	-	-	-	-	-	-	-	0.00
6	FSSp		0.00	0.00	-	-	-	-	-	-	-	-	-	0.00
7	SSpB		1.10	-0.44	-3	-4	-4	-4	-4	-3	-4	-5	-5	0.66
8	1S		0.44	X -0.15	-3	-4	-3	-4	-5	-2	-5	-4	-4	0.29
9	1S+1T		0.88	X -0.07	-1	-2	-1	-1	-3	0	-4	-2	-3	0.81
10	1S+1A<+SEQ	<	1.41	X -0.30	-3	-4	-3	-3	-5	-3	-3	-3	-5	1.11
			7.04											4.96
Program Components			Factor											
	Composition		3.33		2.00	1.00	0.75	0.75	1.75	1.50	2.00	2.00	1.25	1.46
	Presentation		3.33		1.75	1.00	1.00	0.50	2.25	1.75	1.75	1.75	1.50	1.50
	Skating Skills		3.33		1.50	1.00	0.50	0.50	2.00	1.00	1.75	1.25	1.25	1.18
	Judges Total Program Components Score (factored)													13.79

Deductions:	Time violation: -1.00	-1.00
--------------------	-----------------------	--------------

<=Under-rotated jump <<=Downgraded jump X=Credit highlight distribution, base value multiplied by 1.1 e=Wrong edge





PROTOCOL

JUNIOR ICE DANCE

Kanku Ice Arena	THU 14 SEP 2023	16:00:00	Rhythm Dance
	SAT 16 SEP 2023	12:30:00	Free Dance

Size of Skating Arena:	60x30
Ice Conditions:	Very good
Number of Entries:	12
Number of Participants:	12

Rhythm Dance		
Duration:	2:50 +/- 10 seconds	
Program Component Factors:	Composition	1.33
	Presentation	1.33
	Skating Skills	1.33

Free Dance		
Duration:	3:30 +/- 10 seconds	
Program Component Factors:	Composition	2.00
	Presentation	2.00
	Skating Skills	2.00



FINAL RESULTS

JUNIOR ICE DANCE FINAL RESULT

Rank	Name	Nation	RD	FD	Score
1	Leah NESET / Artem MARKELOV	USA	1	1	167.51
2	Elizabeth TKACHENKO / Alexei KILIAKOV	ISR	2	2	166.16
3	Celina FRADJI / Jean-Hans FOURNEAUX	FRA	3	3	151.13
4	Sara KISHIMOTO / Atsuhiko TAMURA	JPN	4	5	144.78
5	Caroline MULLEN / Brendan MULLEN	USA	5	4	144.18
6	Chloe NGUYEN / Brendan GIANG	CAN	6	7	138.35
7	Layla VEILLON / Alexander BRANDYS	CAN	10	6	133.15
8	Eva BERNARD / Amedeo BONETTO	FRA	7	9	129.32
9	Xuantong LI / Xinkang WANG	CHN	8	8	129.17
10	Jinny KIM / Namu LEE	KOR	9	10	120.90
11	Catharina GUEDES TIBAU / Cayden Oliver DAWSON	BRA	11	11	101.47
12	Renee YUEN / Oliver MA	AUS	12	12	92.81

Karen Butcher

Karen BUTCHER ISU
Referee

Hilary Selby

Hilary SELBY ISU
Technical Controller



PANEL OF JUDGES AND TECHNICAL PANEL

JUNIOR ICE DANCE

Panel of Judges

Referee	Ms. Karen BUTCHER	ISU
Judge No.1	Mr. Bing HAN	CHN
Judge No.2	Ms. Chihee RHEE	KOR
Judge No.3	Ms. Chizu GOTOH	JPN
Judge No.4	Mr. Andre-Marc ALLAIN	CAN
Judge No.5	Ms. Janis ENGEL	USA
Judge No.6	Ms. Sandrine PEIZERAT	FRA
Judge No.7	Ms. Nadezhda PARETSKAIA	KAZ
Judge No.8	Ms. Anna KANTOR	ISR
Judge No.9	Ms. Helen BEALE	AUS

Technical Panel

Technical Controller	Ms. Hilary SELBY	ISU
Technical Specialist	Mr. Tomas KIKA	ISU
Technical Specialist	Ms. Judy BLUMBERG	ISU

Data/Replay Operator

Data Operator	Ms. Emiko KITAJI	ISU
Replay Operator	Ms. Jia YAO	ISU



SEGMENT RESULTS

JUNIOR ICE DANCE RHYTHM DANCE RESULT

Rank	Name	Nation	Score
1	Leah NESET / Artem MARKELOV	USA	67.37
2	Elizabeth TKACHENKO / Alexei KILIAKOV	ISR	66.70
3	Celina FRADJI / Jean-Hans FOURNEAUX	FRA	61.34
4	Sara KISHIMOTO / Atsuhiko TAMURA	JPN	56.97
5	Caroline MULLEN / Brendan MULLEN	USA	55.50
6	Chloe NGUYEN / Brendan GIANG	CAN	55.25
7	Eva BERNARD / Amedeo BONETTO	FRA	51.25
8	Xuantong LI / Xinkang WANG	CHN	49.24
9	Jinny KIM / Namu LEE	KOR	48.55
10	Layla VEILLON / Alexander BRANDYS	CAN	47.95
11	Catharina GUEDES TIBAU / Cayden Oliver DAWSON	BRA	41.10
12	Renee YUEN / Oliver MA	AUS	37.16

Karen Butcher

Karen BUTCHER ISU
Referee

Hilary Selby

Hilary SELBY ISU
Technical Controller



JUNIOR ICE DANCE RHYTHM DANCE JUDGES DETAILS PER SKATER

Rank	Name	Nation	Starting Number	Total Segment Score	Total Element Score	Total Program Component Score (factored)	Total Deductions							
1	Leah NESET / Artem MARKELOV	USA	2	67.37	37.22	30.15	0.00							
#	Executed Elements	Info	Base Value	GOE	J1	J2	J3	J4	J5	J6	J7	J8	J9	Ref Scores of Panel
1	1RF3+kpYYNY		4.75	1.20	1	2	2	3	3	2	2	2	3	5.95
2	2RF1+kpNYNN		3.50	0.83	1	2	1	2	3	2	1	1	2	4.33
3	SiLi4		5.45	1.23	3	4	2	3	3	2	2	3	2	6.68
4	SqTwW4+SqTwM4		7.34	2.40	3	4	2	4	3	3	3	2	3	9.74
5	MiStW2+MiStM3		7.83	2.69	2	3	2	3	4	3	2	2	3	10.52
			28.87											37.22
Program Components				Factor										
Composition				1.33	7.75	7.50	7.50	7.75	8.00	7.75	7.00	7.25	8.00	7.64
Presentation				1.33	7.50	7.50	7.50	8.00	8.00	7.25	6.75	7.50	7.75	7.57
Skating Skills				1.33	7.25	7.25	7.50	8.00	7.75	6.75	7.25	7.50	7.75	7.46
Judges Total Program Components Score (factored)														30.15
Deductions:														0.00

Rank	Name	Nation	Starting Number	Total Segment Score	Total Element Score	Total Program Component Score (factored)	Total Deductions							
2	Elizabeth TKACHENKO / Alexei KILIAKOV	ISR	9	66.70	38.21	28.49	0.00							
#	Executed Elements	Info	Base Value	GOE	J1	J2	J3	J4	J5	J6	J7	J8	J9	Ref Scores of Panel
1	SqTwW4+SqTwM4		7.34	1.83	2	2	1	3	2	2	3	3	2	9.17
2	2RF4+kpYYYY		5.50	0.75	1	2	1	1	2	2	1	1	2	6.25
3	1RF4+kpYYYY		5.50	0.83	1	2	1	2	2	1	1	2	2	6.33
4	MiStW3+MiStM3		8.20	1.78	1	2	1	2	1	2	2	2	3	9.98
5	RoLi4		5.45	1.03	2	2	2	2	1	2	3	3	2	6.48
			31.99											38.21
Program Components				Factor										
Composition				1.33	6.75	6.50	7.50	7.25	6.75	7.00	7.25	7.50	7.50	7.14
Presentation				1.33	7.00	6.50	7.25	7.75	6.75	7.25	7.00	7.50	8.00	7.21
Skating Skills				1.33	6.75	6.50	7.25	7.50	7.00	6.50	7.25	7.25	7.50	7.07
Judges Total Program Components Score (factored)														28.49
Deductions:														0.00

Rank	Name	Nation	Starting Number	Total Segment Score	Total Element Score	Total Program Component Score (factored)	Total Deductions							
3	Celina FRADJI / Jean-Hans FOURNEAUX	FRA	6	61.34	32.79	28.55	0.00							
#	Executed Elements	Info	Base Value	GOE	J1	J2	J3	J4	J5	J6	J7	J8	J9	Ref Scores of Panel
1	MiStW3+MiStM3		8.20	2.39	1	3	2	2	2	3	3	3	1	10.59
2	1RF1+kpNYNN		3.50	0.90	1	2	1	2	2	2	2	2	1	4.40
3	2RFB+kpNNNN		2.50	0.48	0	2	1	2	2	2	1	1	0	2.98
4	SqTwW3+SqTwM4		6.97	1.37	-1	2	0	2	2	3	2	3	1	8.34
5	RoLi4		5.45	1.03	2	3	2	2	3	2	2	2	2	6.48
			26.62											32.79
Program Components				Factor										
Composition				1.33	6.25	7.00	7.25	7.25	7.25	7.50	7.00	7.50	7.75	7.25
Presentation				1.33	6.50	7.50	7.25	7.25	7.00	7.50	7.00	7.25	7.00	7.18
Skating Skills				1.33	6.75	7.50	7.00	7.25	6.75	6.75	7.25	7.50	6.25	7.04
Judges Total Program Components Score (factored)														28.55
Deductions:														0.00



JUNIOR ICE DANCE RHYTHM DANCE JUDGES DETAILS PER SKATER

Rank	Name	Nation	Starting Number	Total Segment Score	Total Element Score	Total Program Component Score (factored)	Total Deductions
4	Sara KISHIMOTO / Atsuhiko TAMURA	JPN	10	56.97	30.18	26.79	0.00

#	Executed Elements	Info	Base Value	GOE	J1	J2	J3	J4	J5	J6	J7	J8	J9	Ref Scores of Panel
1	SqTwW4+SqTwM4		7.34	1.83	2	2	1	2	3	3	3	2	2	9.17
2	MiStW2+MiStM2		7.46	1.93	0	2	2	2	2	3	2	1	2	9.39
3	1RFB+kpNNNN		2.50	0.16	0	1	0	1	1	0	0	0	1	2.66
4	2RFB+kpNNNN		2.50	0.05	0	1	0	1	0	0	0	0	0	2.55
5	StLi4		5.45	0.96	1	2	2	2	2	3	2	2	2	6.41
			25.25											30.18
Program Components				Factor										
Composition				1.33	6.75	6.25	6.75	7.00	7.50	7.00	6.75	6.50	7.00	6.82
Presentation				1.33	6.50	6.50	6.50	7.25	7.25	7.25	6.50	6.25	7.25	6.82
Skating Skills				1.33	6.00	6.25	6.50	7.00	7.00	6.25	6.25	6.75	6.50	6.50
Judges Total Program Components Score (factored)														26.79

Deductions:														0.00
Violation of choreo restriction:	(1 of 10)													

Rank	Name	Nation	Starting Number	Total Segment Score	Total Element Score	Total Program Component Score (factored)	Total Deductions
5	Caroline MULLEN / Brendan MULLEN	USA	8	55.50	31.13	24.37	0.00

#	Executed Elements	Info	Base Value	GOE	J1	J2	J3	J4	J5	J6	J7	J8	J9	Ref Scores of Panel
1	SqTwW4+SqTwM4		7.34	0.69	1	2	0	1	1	1	1	1	0	8.03
2	1RF3+kpYYYN		4.75	0.23	0	1	1	1	1	-1	0	1	-1	4.98
3	2RF1+kpYNNN		3.50	0.15	1	0	1	0	1	0	0	0	0	3.65
4	MiStW2+MiStM2		7.46	0.74	1	2	1	1	1	-1	0	1	0	8.20
5	RoLi4		5.45	0.82	2	2	2	1	2	1	2	2	1	6.27
			28.50											31.13
Program Components				Factor										
Composition				1.33	6.50	6.75	6.50	6.50	6.50	5.75	5.50	6.50	5.25	6.25
Presentation				1.33	6.50	6.75	6.25	6.50	6.50	5.50	5.50	6.25	5.00	6.14
Skating Skills				1.33	6.00	6.25	6.50	6.25	6.50	5.25	5.25	6.00	5.25	5.93
Judges Total Program Components Score (factored)														24.37

Deductions:														0.00
--------------------	--	--	--	--	--	--	--	--	--	--	--	--	--	-------------

Rank	Name	Nation	Starting Number	Total Segment Score	Total Element Score	Total Program Component Score (factored)	Total Deductions
6	Chloe NGUYEN / Brendan GIANG	CAN	1	55.25	30.78	24.47	0.00

#	Executed Elements	Info	Base Value	GOE	J1	J2	J3	J4	J5	J6	J7	J8	J9	Ref Scores of Panel
1	2RFB+kpNNNN		2.50	0.22	0	1	1	2	1	-1	0	1	0	2.72
2	SILi4		5.45	0.69	2	2	2	3	1	1	1	1	1	6.14
3	1RF2+kpYYNN		4.00	0.53	0	1	1	2	1	1	1	1	1	4.53
4	SqTwW4+SqTwM4		7.34	1.03	1	2	1	3	1	1	2	1	1	8.37
5	MiStW2+MiStM3		7.83	1.19	0	2	1	3	2	-1	2	1	0	9.02
			27.12											30.78
Program Components				Factor										
Composition				1.33	5.75	6.25	6.25	7.50	6.25	5.75	6.50	6.25	6.00	6.18
Presentation				1.33	5.50	6.50	6.25	7.25	6.25	4.75	6.25	6.50	6.00	6.18
Skating Skills				1.33	5.50	6.25	6.00	7.50	6.00	5.75	6.50	6.25	5.50	6.04
Judges Total Program Components Score (factored)														24.47

Deductions:														0.00
--------------------	--	--	--	--	--	--	--	--	--	--	--	--	--	-------------



JUNIOR ICE DANCE RHYTHM DANCE JUDGES DETAILS PER SKATER

Rank	Name	Nation	Starting Number	Total Segment Score	Total Element Score	Total Program Component Score (factored)	Total Deductions
7	Eva BERNARD / Amedeo BONETTO	FRA	11	51.25	28.46	22.79	0.00

#	Executed Elements	Info	Base Value	GOE	J1	J2	J3	J4	J5	J6	J7	J8	J9	Ref Scores of Panel
1	SqTwW4+SqTwM3		6.97	0.34	1	1	-1	1	0	0	1	0	0	7.31
2	1RF2+kpYYNN		4.00	0.23	1	1	0	0	0	1	0	0	1	4.23
3	2RF1+kpYNNN		3.50	0.00	0	1	-1	0	0	0	0	0	0	3.50
4	MiStW2+MiStM2		7.46	0.30	0	0	1	0	1	1	0	0	0	7.76
5	RoLi4		5.45	0.21	1	0	-1	0	0	0	1	1	1	5.66
			27.38											28.46
Program Components				Factor										
Composition				1.33	6.75	6.00	5.75	6.50	5.50	5.75	5.75	5.75	5.50	5.86
Presentation				1.33	6.75	6.25	5.50	6.00	5.50	5.50	5.50	5.50	5.75	5.71
Skating Skills				1.33	6.50	6.00	5.50	5.75	5.25	5.75	5.25	5.50	5.00	5.57
Judges Total Program Components Score (factored)														22.79

Deductions:														0.00
--------------------	--	--	--	--	--	--	--	--	--	--	--	--	--	------

Rank	Name	Nation	Starting Number	Total Segment Score	Total Element Score	Total Program Component Score (factored)	Total Deductions
8	Xuantong LI / Xinkang WANG	CHN	5	49.24	27.34	22.90	-1.00

#	Executed Elements	Info	Base Value	GOE	J1	J2	J3	J4	J5	J6	J7	J8	J9	Ref Scores of Panel
1	MiStW2+MiStM3		7.83	1.04	1	1	1	1	1	0	1	1	1	8.87
2	SqTwW1+SqTwM4		6.34	-1.71	-3	-2	-2	-2	-2	-2	-2	-2	-4	4.63
3	1RF3+kpYYYN		4.75	0.08	0	0	0	-1	1	-1	1	1	0	4.83
4	2RF1+kpNYNN		3.50	-0.08	1	0	-1	0	0	0	0	0	-1	3.42
5	RoLi4>	>	5.45	0.14	1	1	-1	0	1	0	0	0	0	5.59
			27.87											27.34
Program Components				Factor										
Composition				1.33	6.50	6.00	5.75	6.25	5.75	5.25	6.25	6.25	5.75	6.00
Presentation				1.33	6.25	5.25	5.50	5.75	5.50	4.75	5.75	6.00	6.00	5.68
Skating Skills				1.33	6.00	5.50	5.25	5.75	5.50	4.75	5.75	5.75	5.25	5.54
Judges Total Program Components Score (factored)														22.90

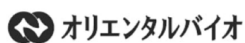
Deductions:	Extended lifts: -1.00													-1.00
--------------------	-----------------------	--	--	--	--	--	--	--	--	--	--	--	--	-------

>=Extended Dance Lift

Rank	Name	Nation	Starting Number	Total Segment Score	Total Element Score	Total Program Component Score (factored)	Total Deductions
9	Jinny KIM / Namu LEE	KOR	12	48.55	26.27	22.28	0.00

#	Executed Elements	Info	Base Value	GOE	J1	J2	J3	J4	J5	J6	J7	J8	J9	Ref Scores of Panel
1	1RF2+kpYYNN		4.00	0.00	-1	2	0	1	1	-1	0	0	-1	4.00
2	2RFB+kpNNNN		2.50	0.05	0	1	0	1	1	0	-1	0	-1	2.55
3	SqTwW3+SqTwM3		6.60	-0.11	0	1	-1	-1	1	0	-1	0	0	6.49
4	MiStW2+MiStM1		7.21	0.30	-1	2	0	1	1	0	1	0	-1	7.51
5	RoLi4		5.45	0.27	0	1	1	0	1	0	1	1	0	5.72
			25.76											26.27
Program Components				Factor										
Composition				1.33	5.25	6.50	5.75	6.25	6.25	5.75	5.25	5.25	5.25	5.68
Presentation				1.33	5.50	6.25	5.50	6.50	6.25	5.00	5.00	5.50	4.75	5.57
Skating Skills				1.33	5.00	6.00	5.50	6.00	6.00	5.50	5.25	5.25	4.75	5.50
Judges Total Program Components Score (factored)														22.28

Deductions:														0.00
--------------------	--	--	--	--	--	--	--	--	--	--	--	--	--	------





JUNIOR ICE DANCE RHYTHM DANCE JUDGES DETAILS PER SKATER

Rank	Name	Nation	Starting Number	Total Segment Score	Total Element Score	Total Program Component Score (factored)	Total Deductions							
10	Layla VEILLON / Alexander BRANDYS	CAN	3	47.95	24.40	23.55	0.00							
#	Executed Elements	Info	Base Value	GOE	J1	J2	J3	J4	J5	J6	J7	J8	J9	Ref Scores of Panel
1	1RFB+kpNNNN		2.50	0.11	0	1	0	1	0	-1	0	0	2	2.61
2	2RFB+kpNNNN		2.50	0.05	0	1	0	1	0	-1	-1	0	1	2.55
3	SqTwW4+SqTwM2		6.59	-0.69	-2	0	-1	-1	-1	-1	-1	-1	0	5.90
4	RoLi4		5.45	0.34	0	1	-1	2	1	0	1	1	1	5.79
5	MiStW1+MiStM1		6.96	0.59	0	1	0	1	1	0	1	1	0	7.55
			24.00											24.40
Program Components				Factor										
Composition				1.33	5.75	6.25	6.00	6.75	6.00	5.50	5.25	6.25	7.00	6.07
Presentation				1.33	5.25	6.50	6.00	6.50	6.00	4.75	5.25	6.00	6.75	5.93
Skating Skills				1.33	5.25	5.75	5.75	6.50	5.75	5.25	5.00	5.75	6.50	5.71
Judges Total Program Components Score (factored)														23.55

Deductions: 0.00

Rank	Name	Nation	Starting Number	Total Segment Score	Total Element Score	Total Program Component Score (factored)	Total Deductions							
11	Catharina GUEDES TIBAU / Cayden Oliver DAWSONBRA		7	41.10	23.28	17.82	0.00							
#	Executed Elements	Info	Base Value	GOE	J1	J2	J3	J4	J5	J6	J7	J8	J9	Ref Scores of Panel
1	1RFB+kpNNNN		2.50	-0.27	-1	0	0	-1	0	-1	-1	-1	-1	2.23
2	2RFB+kpNNNN		2.50	-0.38	-2	0	-1	-1	-1	0	-1	-1	-2	2.12
3	StLi4		5.45	-0.14	-2	1	0	0	-1	0	-1	0	0	5.31
4	MiStW1+MiStM1		6.96	-0.45	-1	0	0	0	0	-1	-1	0	-1	6.51
5	SqTwW4+SqTwM4		7.34	-0.23	-1	0	-1	0	0	0	0	0	-2	7.11
			24.75											23.28
Program Components				Factor										
Composition				1.33	4.25	4.75	4.25	5.25	4.50	4.25	4.25	4.75	4.75	4.50
Presentation				1.33	4.50	4.50	4.50	5.00	4.50	3.25	4.25	5.00	4.75	4.57
Skating Skills				1.33	4.00	4.25	4.50	5.00	4.25	4.00	3.50	4.75	4.50	4.32
Judges Total Program Components Score (factored)														17.82

Deductions: 0.00

Violation of choreo restriction: (1 of 10)

Rank	Name	Nation	Starting Number	Total Segment Score	Total Element Score	Total Program Component Score (factored)	Total Deductions							
12	Renee YUEN / Oliver MA	AUS	4	37.16	21.21	15.95	0.00							
#	Executed Elements	Info	Base Value	GOE	J1	J2	J3	J4	J5	J6	J7	J8	J9	Ref Scores of Panel
1	1RFB+kpNNNN		2.50	-0.22	-2	-1	0	0	-1	0	-1	-1	1	2.28
2	2RFB+kpNNNN		2.50	-0.43	-2	-1	-1	-1	-1	-1	-1	-2	-1	2.07
3	SqTwW3+SqTwM3		6.60	-1.03	-1	-1	-1	-2	-1	-1	-1	-2	-2	5.57
4	MiStW1+MiStM1		6.96	-1.19	-2	-1	-1	-1	-2	-1	-1	-1	-1	5.77
5	SILi4		5.45	0.07	1	1	0	1	-1	0	-1	0	0	5.52
			24.01											21.21
Program Components				Factor										
Composition				1.33	4.50	4.25	4.25	4.75	3.75	3.75	3.25	4.25	5.00	4.21
Presentation				1.33	4.25	4.00	4.00	4.50	2.75	3.50	3.00	4.50	4.75	3.96
Skating Skills				1.33	3.75	3.75	4.25	4.50	3.25	3.25	2.75	4.00	4.50	3.82
Judges Total Program Components Score (factored)														15.95

Deductions: 0.00

Violation of choreo restriction: (1 of 10)



SEGMENT RESULTS

JUNIOR ICE DANCE FREE DANCE RESULT

Rank	Name	Nation	Score
1	Leah NESET / Artem MARKELOV	USA	100.14
2	Elizabeth TKACHENKO / Alexei KILIAKOV	ISR	99.46
3	Celina FRADJI / Jean-Hans FOURNEAUX	FRA	89.79
4	Caroline MULLEN / Brendan MULLEN	USA	88.68
5	Sara KISHIMOTO / Atsuhiko TAMURA	JPN	87.81
6	Layla VEILLON / Alexander BRANDYS	CAN	85.20
7	Chloe NGUYEN / Brendan GIANG	CAN	83.10
8	Xuantong LI / Xinkang WANG	CHN	79.93
9	Eva BERNARD / Amedeo BONETTO	FRA	78.07
10	Jinny KIM / Namu LEE	KOR	72.35
11	Catharina GUEDES TIBAU / Cayden Oliver DAWSON	BRA	60.37
12	Renee YUEN / Oliver MA	AUS	55.65

Karen Butcher

Karen BUTCHER ISU
Referee

Hilary Selby

Hilary SELBY ISU
Technical Controller



JUNIOR ICE DANCE FREE DANCE JUDGES DETAILS PER SKATER

Rank	Name	Nation	Starting Number	Total Segment Score	Total Element Score	Total Program Component Score (factored)	Total Deductions
1	Leah NESET / Artem MARKELOV	USA	11	100.14	54.78	46.36	-1.00

#	Executed Elements	Info	Base Value	GOE	J1	J2	J3	J4	J5	J6	J7	J8	J9	Ref Scores of Panel
1	SyTwW4+SyTwM4		6.84	2.18	3	4	3	3	3	3	3	2	3	9.02
2	CiStW2+CiStM2		7.46	2.38	2	3	2	3	3	2	2	2	2	9.84
3	CuLi4+RoLi4>	>	10.90	2.88	3	3	3	3	3	3	3	3	3	13.78
4	OFTW2+OFTM3		5.72	1.87	2	3	3	2	3	3	2	3	2	7.59
5	DSP4		6.00	1.37	3	2	2	3	2	3	3	2	2	7.37
6	ChSt1		1.10	2.13	2	4	3	2	3	3	2	3	2	3.23
7	ChSI1		1.10	2.85	3	3	3	4	4	4	4	3	3	3.95
			39.12											54.78
Program Components				Factor										
Composition				2.00	7.50	7.25	8.00	8.00	8.00	8.50	7.25	7.75	8.00	7.79
Presentation				2.00	7.50	7.25	8.25	7.75	8.00	8.00	7.25	7.50	8.00	7.71
Skating Skills				2.00	7.25	7.25	8.25	7.75	7.75	8.25	7.50	7.50	7.75	7.68
Judges Total Program Components Score (factored)														46.36

Deductions:	Extended lifts: -1.00	-1.00
--------------------	-----------------------	--------------

>=Extended Dance Lift

Rank	Name	Nation	Starting Number	Total Segment Score	Total Element Score	Total Program Component Score (factored)	Total Deductions
2	Elizabeth TKACHENKO / Alexei KILIAKOV	ISR	12	99.46	53.76	45.70	0.00

#	Executed Elements	Info	Base Value	GOE	J1	J2	J3	J4	J5	J6	J7	J8	J9	Ref Scores of Panel
1	ChSt1		1.10	2.25	3	2	2	4	3	3	3	3	2	3.35
2	SILi4+StLi4		10.90	2.33	2	1	2	3	3	2	2	3	3	13.23
3	SyTwW4+SyTwM4		6.84	1.56	2	2	2	1	3	2	2	2	3	8.40
4	OFTW3+OFTM2		5.72	1.56	1	1	3	3	2	2	2	3	2	7.28
5	DSP4		6.00	1.69	3	2	3	3	3	3	3	3	3	7.69
6	DiStW3+DiStM3		8.20	2.38	2	2	2	3	3	2	2	3	2	10.58
7	ChSI1		1.10	2.13	3	1	2	3	3	2	3	3	2	3.23
			39.86											53.76
Program Components				Factor										
Composition				2.00	7.75	6.75	7.75	8.25	7.75	8.00	7.25	7.75	8.00	7.75
Presentation				2.00	7.50	7.00	8.00	8.25	7.50	7.50	7.00	7.75	8.25	7.64
Skating Skills				2.00	7.00	7.00	8.00	8.00	7.50	7.00	7.25	7.75	7.75	7.46
Judges Total Program Components Score (factored)														45.70

Deductions:	Costume/Prop Violation: (2 of 10)	0.00
--------------------	-----------------------------------	-------------



JUNIOR ICE DANCE FREE DANCE JUDGES DETAILS PER SKATER

Rank	Name	Nation	Starting Number	Total Segment Score	Total Element Score	Total Program Component Score (factored)	Total Deductions							
3	Celina FRADJI / Jean-Hans FOURNEAUX	FRA	9	89.79	47.15	42.64	0.00							
#	Executed Elements	Info	Base Value	GOE	J1	J2	J3	J4	J5	J6	J7	J8	J9	Ref Scores of Panel
1	SyTwW4+SyTwM4		6.84	1.56	2	3	2	2	2	3	2	2	1	8.40
2	ChSp1		1.10	1.30	2	2	1	1	2	2	2	1	1	2.40
3	CiStW2+CiStM2		7.46	1.93	1	2	1	2	2	3	2	2	2	9.39
4	SILi4		5.45	1.23	3	3	2	2	2	2	3	3	3	6.68
5	ChSt1		1.10	1.90	2	3	2	1	3	3	1	3	2	3.00
6	OFTW2+OFTM2		5.34	-0.21	-1	0	0	-1	0	-1	0	0	1	5.13
7	RoLi4		5.45	0.48	2	1	1	1	1	1	1	1	1	5.93
8	DSp3		5.25	0.97	3	2	1	2	1	3	2	1	1	6.22
			37.99											47.15
Program Components				Factor										
Composition				2.00	7.25	7.25	7.50	7.50	7.25	8.00	6.75	7.25	6.75	7.25
Presentation				2.00	7.25	6.75	7.50	7.00	7.00	7.75	6.25	7.00	7.00	7.07
Skating Skills				2.00	7.00	7.00	7.25	7.00	7.00	7.50	6.75	7.00	6.75	7.00
Judges Total Program Components Score (factored)														42.64
Deductions:														0.00

Rank	Name	Nation	Starting Number	Total Segment Score	Total Element Score	Total Program Component Score (factored)	Total Deductions							
4	Caroline MULLEN / Brendan MULLEN	USA	7	88.68	48.82	39.86	0.00							
#	Executed Elements	Info	Base Value	GOE	J1	J2	J3	J4	J5	J6	J7	J8	J9	Ref Scores of Panel
1	ChSp1		1.10	0.95	2	1	1	1	1	2	0	1	1	2.05
2	OFTW2+OFTM3		5.72	1.14	2	2	2	1	1	2	1	2	1	6.86
3	SILi4		5.45	0.96	2	2	3	2	1	2	2	2	2	6.41
4	DiStW2+DiStM2		7.46	1.34	1	2	1	1	1	2	2	1	1	8.80
5	SyTwW4+SyTwM4		6.84	1.04	2	2	0	1	1	1	2	1	3	7.88
6	DSp4		6.00	1.29	3	3	2	2	2	3	2	2	2	7.29
7	ChSt1		1.10	2.02	3	4	2	3	2	2	3	1	2	3.12
8	RoLi4		5.45	0.96	2	4	2	2	2	2	2	2	2	6.41
			39.12											48.82
Program Components				Factor										
Composition				2.00	7.25	7.25	6.50	7.00	6.75	6.75	6.25	6.50	6.75	6.79
Presentation				2.00	7.25	7.00	6.75	6.75	6.50	6.50	6.50	6.50	7.00	6.71
Skating Skills				2.00	7.00	6.50	6.50	6.50	6.50	6.25	6.00	6.25	6.50	6.43
Judges Total Program Components Score (factored)														39.86
Deductions:														0.00



JUNIOR ICE DANCE FREE DANCE JUDGES DETAILS PER SKATER

Rank	Name	Nation	Starting Number	Total Segment Score	Total Element Score	Total Program Component Score (factored)	Total Deductions
5	Sara KISHIMOTO / Atsuhiko TAMURA	JPN	10	87.81	46.61	41.20	0.00

#	Executed Elements	Info	Base Value	GOE	J1	J2	J3	J4	J5	J6	J7	J8	J9	Ref Scores of Panel
1	SyTwW3+SyTwM4		6.47	1.97	2	3	3	2	3	3	3	2	3	8.44
2	OFTW1+OFTM1		4.84	1.46	2	2	2	1	2	2	2	2	2	6.30
3	RoLi4		5.45	1.17	3	2	2	2	2	2	3	3	3	6.62
4	DSP4		6.00	0.56	1	1	1	0	-1	0	2	2	2	6.56
5	SiLi4		5.45	0.96	2	2	2	2	1	2	2	2	2	6.41
6	DiStW2+DiStM1		7.21	1.04	1	2	1	1	1	1	1	1	1	8.25
7	ChSt1!	!	1.10	-0.07	2	-1	-1	-1	-1	-1	-1	-1	1	1.03
8	ChLi1		1.10	1.90	3	2	4	2	2	2	2	3	2	3.00
				37.62										46.61

Program Components	Factor												
Composition	2.00	6.50	7.00	7.50	6.75	7.00	7.00	7.00	6.75	7.25			6.96
Presentation	2.00	6.75	6.75	7.25	7.50	6.75	6.75	6.75	7.00	7.50			6.96
Skating Skills	2.00	6.25	6.75	7.00	6.75	6.25	6.75	6.50	6.75	7.25			6.68
Judges Total Program Components Score (factored)													41.20

Deductions:	0.00
--------------------	-------------

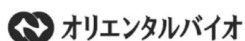
! = Choreo Element is identified and does not fulfill all requirements.

Rank	Name	Nation	Starting Number	Total Segment Score	Total Element Score	Total Program Component Score (factored)	Total Deductions
6	Layla VEILLON / Alexander BRANDYS	CAN	2	85.20	47.84	37.36	0.00

#	Executed Elements	Info	Base Value	GOE	J1	J2	J3	J4	J5	J6	J7	J8	J9	Ref Scores of Panel
1	ChSt1		1.10	1.42	1	2	2	2	1	2	2	1	2	2.52
2	OFTW3+OFTM3		6.10	0.83	0	2	1	1	1	3	1	1	1	6.93
3	DSP4		6.00	1.05	2	2	2	1	1	2	2	2	2	7.05
4	DiStW2+DiStM2		7.46	1.04	1	1	1	1	2	1	1	1	1	8.50
5	SyTwW4+SyTwM4		6.84	1.46	2	1	2	3	1	3	2	2	2	8.30
6	CuLi4		5.45	0.96	2	2	3	2	1	2	3	2	1	6.41
7	RoLi4		5.45	0.75	1	1	2	1	1	3	3	2	1	6.20
8	ChAJ1		1.10	0.83	1	1	3	2	0	0	1	1	1	1.93
				39.50										47.84

Program Components	Factor												
Composition	2.00	5.75	6.50	5.75	7.25	6.25	7.75	6.50	6.25	6.00			6.36
Presentation	2.00	5.50	6.50	6.00	7.00	6.00	7.50	6.25	6.00	6.00			6.25
Skating Skills	2.00	5.25	6.25	6.00	7.25	6.00	6.00	6.25	6.25	5.75			6.07
Judges Total Program Components Score (factored)													37.36

Deductions:	0.00
--------------------	-------------





JUNIOR ICE DANCE FREE DANCE JUDGES DETAILS PER SKATER

Rank	Name	Nation	Starting Number	Total Segment Score	Total Element Score	Total Program Component Score (factored)	Total Deductions							
7	Chloe NGUYEN / Brendan GIANG	CAN	8	83.10	44.54	38.56	0.00							
#	Executed Elements	Info	Base Value	GOE	J1	J2	J3	J4	J5	J6	J7	J8	J9	Ref Scores of Panel
1	DSP4		6.00	0.97	2	2	2	2	0	1	2	2	1	6.97
2	DiStW2+DiStM3		7.83	1.63	2	2	1	2	0	1	2	2	1	9.46
3	OFTW2+OFTM2		5.34	0.31	-1	1	0	0	0	1	1	1	0	5.65
4	SLi4		5.45	0.82	2	2	1	2	1	2	3	2	1	6.27
5	SyTwW2+SyTwM4		6.09	-0.72	-2	-2	-1	-1	-1	-1	0	-1	1	5.37
6	ChAJ1		1.10	1.19	2	2	2	2	1	1	1	1	0	2.29
7	ChSt1		1.10	0.95	2	1	1	2	1	0	1	1	1	2.05
8	RoLi4		5.45	1.03	3	3	2	2	1	1	3	2	2	6.48
			38.36											44.54
Program Components				Factor										
Composition				2.00	7.25	6.75	6.50	7.25	5.50	6.25	6.50	6.50	5.75	6.50
Presentation				2.00	6.75	6.75	6.50	7.25	5.50	6.00	6.25	6.50	5.25	6.32
Skating Skills				2.00	6.75	6.50	6.25	7.00	5.50	6.75	6.75	6.75	5.50	6.46
Judges Total Program Components Score (factored)														38.56
Deductions:													0.00	

Rank	Name	Nation	Starting Number	Total Segment Score	Total Element Score	Total Program Component Score (factored)	Total Deductions							
8	Xuantong LI / Xinkang WANG	CHN	6	79.93	43.77	36.16	0.00							
#	Executed Elements	Info	Base Value	GOE	J1	J2	J3	J4	J5	J6	J7	J8	J9	Ref Scores of Panel
1	StLi4+RoLi4		10.90	1.65	2	1	1	2	2	1	2	2	2	12.55
2	SyTwW4+SyTwM4		6.84	-0.41	1	-1	-1	-1	0	-1	0	-1	0	6.43
3	OFTW2+OFTM2		5.34	0.62	1	1	1	1	1	0	1	1	0	5.96
4	ChSI1		1.10	0.83	1	1	2	0	1	2	1	1	0	1.93
5	DSP4		6.00	0.08	2	0	0	-1	1	-1	0	0	1	6.08
6	CiStW2+CiStM3		7.83	0.59	2	1	0	1	1	-1	1	0	0	8.42
7	ChSt1		1.10	1.30	3	2	1	2	1	1	2	2	1	2.40
			39.11											43.77
Program Components				Factor										
Composition				2.00	6.50	6.50	6.00	6.25	6.25	6.25	6.25	5.75	6.25	6.25
Presentation				2.00	6.25	6.50	5.75	6.25	6.00	6.00	6.00	5.50	6.00	6.04
Skating Skills				2.00	6.00	6.25	5.50	6.25	6.00	5.50	5.25	5.50	5.75	5.79
Judges Total Program Components Score (factored)														36.16
Deductions:													0.00	



JUNIOR ICE DANCE FREE DANCE JUDGES DETAILS PER SKATER

Rank	Name	Nation	Starting Number	Total Segment Score	Total Element Score	Total Program Component Score (factored)	Total Deductions								
9	Eva BERNARD / Amedeo BONETTO	FRA	5	78.07	41.93	36.14	0.00								
#	Executed Elements	Info	Base Value	GOE	J1	J2	J3	J4	J5	J6	J7	J8	J9	Ref Scores of Panel	
1	ChSp1		1.10	-0.16	-2	-2	0	-1	1	0	-1	0	-1	0.94	
2	SiLi4		5.45	0.69	2	1	2	2	1	1	2	1	1	6.14	
3	OFTW3+OFTM2		5.72	0.72	1	1	1	1	1	2	1	1	1	6.44	
4	CiStW2+CiStM2		7.46	1.19	1	1	0	1	1	2	2	1	1	8.65	
5	SyTwW3+SyTwM4		6.47	-1.04	-1	-2	-1	-2	-2	-1	1	-2	-1	5.43	
6	DSp4		6.00	-0.24	-2	0	0	-1	-1	-1	0	1	0	5.76	
7	ChSt1		1.10	1.54	2	2	1	1	2	2	2	2	2	2.64	
8	RoLi4		5.45	0.48	2	1	0	1	1	0	2	1	1	5.93	
			38.75											41.93	
Program Components				Factor											
Composition				2.00	5.50	6.50	5.75	6.75	5.50	6.50	6.25	6.25	6.25	6.25	6.14
Presentation				2.00	5.75	6.50	5.50	6.50	5.25	6.25	5.75	6.00	6.50	6.50	6.04
Skating Skills				2.00	5.50	6.25	5.50	6.50	5.50	6.00	6.25	6.00	5.75	5.75	5.89
Judges Total Program Components Score (factored)														36.14	
Deductions:													0.00		

Rank	Name	Nation	Starting Number	Total Segment Score	Total Element Score	Total Program Component Score (factored)	Total Deductions								
10	Jinny KIM / Namu LEE	KOR	3	72.35	39.21	33.14	0.00								
#	Executed Elements	Info	Base Value	GOE	J1	J2	J3	J4	J5	J6	J7	J8	J9	Ref Scores of Panel	
1	OFTW2+OFTM1		5.09	0.83	1	2	1	1	-1	1	2	1	1	5.92	
2	DiStW2+DiStM2		7.46	0.59	1	2	0	1	-1	0	1	1	0	8.05	
3	SiLi4		5.45	0.41	1	1	1	1	1	0	2	1	0	5.86	
4	ChAJ1		1.10	0.12	1	1	0	-1	0	0	0	0	0	1.22	
5	DSp2		4.50	0.56	2	1	0	1	1	1	1	1	1	5.06	
6	SyTwW3+SyTwM4		6.47	0.00	0	0	0	0	-1	0	0	0	0	6.47	
7	ChSt1		1.10	0.83	1	1	1	2	1	1	1	1	1	1.93	
8	RoLi3		4.70	0.00	0	1	0	0	-1	0	1	0	-1	4.70	
			35.87											39.21	
Program Components				Factor											
Composition				2.00	5.25	6.50	6.00	6.50	4.75	6.00	5.75	5.50	4.75	4.75	5.68
Presentation				2.00	5.00	6.25	5.75	6.25	5.00	5.25	5.00	5.50	4.50	4.50	5.39
Skating Skills				2.00	5.25	6.25	5.75	6.25	5.00	5.75	5.25	5.25	4.75	4.75	5.50
Judges Total Program Components Score (factored)														33.14	
Deductions:													0.00		



JUNIOR ICE DANCE FREE DANCE JUDGES DETAILS PER SKATER

Rank	Name	Nation	Starting Number	Total Segment Score	Total Element Score	Total Program Component Score (factored)	Total Deductions
11	Catharina GUEDES TIBAU / Cayden Oliver DAWSONBRA		1	60.37	33.29	27.08	0.00

#	Executed Elements	Info	Base Value	GOE	J1	J2	J3	J4	J5	J6	J7	J8	J9	Ref Scores of Panel	
1	DSP4		6.00	0.08	0	0	0	0	0	1	1	0	0	6.08	
2	SILi4		5.45	-0.27	-1	-1	0	-1	0	-1	0	0	-1	5.18	
3	DiStW1+DiStM2		7.21	-0.59	-1	-2	0	-1	0	-1	0	0	-1	6.62	
4	RoLi3		4.70	0.00	0	0	0	0	0	0	1	0	0	4.70	
5	OFTW1+OFTMB		3.22	-0.27	-1	-1	0	-1	-1	0	1	0	-1	2.95	
6	ChSt1		1.10	0.59	0	1	1	1	1	1	2	0	0	1.69	
7	SyTwW1+SyTwM4		5.84	-0.93	-2	-1	-1	-2	-1	-2	0	-1	-1	4.91	
8	ChSI1		1.10	0.06	0	-1	1	0	-1	0	2	0	-1	1.16	
			34.62											33.29	
Program Components				Factor											
Composition				2.00	4.25	4.75	4.75	4.75	4.50	5.25	4.75	4.25	4.50		4.61
Presentation				2.00	4.25	4.25	4.50	5.25	4.50	4.50	4.50	4.50	4.75		4.50
Skating Skills				2.00	3.75	4.50	4.50	4.50	4.50	4.75	4.25	4.50	4.25		4.43
Judges Total Program Components Score (factored)														27.08	

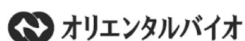
Deductions: 0.00

Rank	Name	Nation	Starting Number	Total Segment Score	Total Element Score	Total Program Component Score (factored)	Total Deductions
12	Renee YUEN / Oliver MA	AUS	4	55.65	32.71	23.94	-1.00

#	Executed Elements	Info	Base Value	GOE	J1	J2	J3	J4	J5	J6	J7	J8	J9	Ref Scores of Panel	
1	SyTwW3+SyTwMB		3.85	-0.69	-1	-2	-1	-1	-2	-2	-1	-2	-1	3.16	
2	DSP4		6.00	0.00	1	0	0	0	-1	0	0	0	0	6.00	
3	RoLi4		5.45	0.21	1	0	1	0	-1	1	-1	1	1	5.66	
4	CiStW1+CiStM1		6.96	-1.49	-2	-1	0	-1	-2	-1	-2	-2	-1	5.47	
5	OFTW1+OFTM1		4.84	-0.93	-2	-1	-1	-1	-2	-1	-1	-2	0	3.91	
6	ChSt1		1.10	0.06	0	-1	1	1	-1	-1	0	0	0	1.16	
7	CuLi4>	>	5.45	0.21	1	0	1	1	0	0	0	0	1	5.66	
8	ChLi1		1.10	0.59	0	0	1	2	0	0	1	1	2	1.69	
			34.75											32.71	
Program Components				Factor											
Composition				2.00	4.25	4.50	4.50	4.50	3.00	4.75	3.50	4.25	4.50		4.29
Presentation				2.00	4.00	3.75	4.50	4.25	3.25	3.25	2.75	3.75	4.50		3.82
Skating Skills				2.00	3.50	4.00	4.25	4.25	3.00	4.25	2.75	3.75	4.25		3.86
Judges Total Program Components Score (factored)														23.94	

Deductions: Extended lifts: -1.00

>=Extended Dance Lift





PROTOCOL

JUNIOR WOMEN

Kanku Ice Arena	FRI 15 SEP 2023	14:15:00	Short Program
	SAT 16 SEP 2023	15:00:00	Free Skating

Size of Skating Arena:	60x30
Ice Conditions:	Very good
Number of Entries:	35
Number of Participants:	35

Short Program		
Duration:	2:40 +/- 10 seconds	
Program Component Factors:	Composition	1.33
	Presentation	1.33
	Skating Skills	1.33

Free Skating		
Duration:	3:30 +/- 10 seconds	
Program Component Factors:	Composition	2.67
	Presentation	2.67
	Skating Skills	2.67



FINAL RESULTS

JUNIOR WOMEN FINAL RESULT

Rank	Name	Nation	SP	FS	Total Score
1	Mao SHIMADA	JPN	1	1	213.86
2	Yo TAKAGI	JPN	2	2	188.15
3	Yu-Feng TSAI	TPE	4	3	178.82
4	Ikura KUSHIDA	JPN	3	5	176.09
5	Jeongyul HWANG	KOR	5	6	172.42
6	Hana BATH	AUS	7	4	170.64
7	Ruichen TONG	CHN	6	7	166.34
8	Mia KALIN	USA	10	8	159.93
9	Petra LAHTI	FIN	9	11	151.14
10	Ruotang LI	CHN	12	12	146.61
11	Heesue HAN	KOR	15	13	145.65
12	Olivia BACSA	SUI	19	9	143.58
13	Phattaratida KANESHIGE	THA	21	10	142.34
14	Rose THEROUX	CAN	8	15	139.81
15	Eugenia SEKULOVSKI	SUI	11	16	137.28
16	Elizabeth NOU	EST	17	14	136.41
17	Gabriella GRINBERG	ISR	14	20	124.80
18	Stefania YAKOVLEVA	CYP	13	22	123.31
19	Josefin BROVALL	SWE	18	19	121.41
20	Cecilia DONOHUE	ARG	20	18	115.70
21	Julia VAN DIJK	NED	16	24	115.06
22	Tsz Ching CHAN	HKG	26	17	114.66
23	Michaela VRASTAKOVA	CZE	24	21	113.10
24	Regina GARCIA DE LEON SAAB	MEX	25	23	109.75
25	Hayden Isabel BALUCATING	PHI	27	25	100.91
26	Sofiya FARAFONOVA	KAZ	23	28	99.24
27	Milana MOZEIKO	FRA	22	31	95.25
28	Vianna Shen-Rou LINKE	SGP	30	26	93.72
29	Cara TANG	NZL	29	29	92.88
30	Michelle Edgina AXILLE	INA	31	27	92.35
31	Elena Catherine MILLS	BRA	28	30	89.68
32	Misheel OTGONBAATAR	MGL	34	32	80.19
33	Elisa WESTERHOF	UAE	32	33	79.01
34	Sueanne Sze Ern LAM	MAS	33	34	76.65
35	Huong Dieu LE	VIE	35	35	60.12

Jung Sue LEE ISU
Referee

Magdalena RUSIECKA ISU
Technical Controller



PANEL OF JUDGES AND TECHNICAL PANEL

JUNIOR WOMEN

Panel of Judges

Referee	Ms. Jung Sue LEE	ISU
Judge No.1	Ms. Katherine SPECHT	USA
Judge No.2	Mr. Francis BETSCH	FRA
Judge No.3	Ms. Yoko ANDO	JPN
Judge No.4	Ms. Bettina MEIER	SUI
Judge No.5	Ms. Ji Young HAN	KOR
Judge No.6	Ms. Ana Luisa AGUILAR GAMERO	MEX
Judge No.7	Mr. Edward Ka-Yin CHOW	HKG
Judge No.8	Ms. Daniella KARSIJNS	NED
Judge No.9	Ms. Nadezhda PARETSKAIA	KAZ

Technical Panel

Technical Controller	Ms. Magdalena RUSIECKA	ISU
Technical Specialist	Mr. Ravi WALIA	ISU
Technical Specialist	Mr. Gilberto VIADANA	ISU

Data/Replay Operator

Data Operator	Ms. Jia YAO	ISU
Replay Operator	Ms. Emiko KITAJI	ISU



SEGMENT RESULTS

JUNIOR WOMEN SHORT PROGRAM RESULT

Rank	Name	Nation	Score
1	Mao SHIMADA	JPN	73.78
2	Yo TAKAGI	JPN	63.42
3	Ikura KUSHIDA	JPN	62.79
4	Yu-Feng TSAI	TPE	61.52
5	Jeongyul HWANG	KOR	61.09
6	Ruichen TONG	CHN	57.56
7	Hana BATH	AUS	56.70
8	Rose THEROUX	CAN	54.46
9	Petra LAHTI	FIN	53.86
10	Mia KALIN	USA	53.70
11	Eugenia SEKULOVSKI	SUI	53.35
12	Ruotang LI	CHN	51.72
13	Stefania YAKOVLEVA	CYP	51.47
14	Gabriella GRINBERG	ISR	51.19
15	Heesue HAN	KOR	51.07
16	Julia VAN DIJK	NED	48.21
17	Elizabeth NOU	EST	47.85
18	Josefin BROVALL	SWE	47.59
19	Olivia BACSA	SUI	42.86
20	Cecilia DONOHUE	ARG	41.79
21	Phattaratida KANESHIGE	THA	41.66
22	Milana MOZEIKO	FRA	39.87
23	Sofiya FARAFONOVA	KAZ	39.86
24	Michaela VRASTAKOVA	CZE	39.70
25	Regina GARCIA DE LEON SAAB	MEX	39.11
26	Tsz Ching CHAN	HKG	38.28
27	Hayden Isabel BALUCATING	PHI	34.67
28	Elena Catherine MILLS	BRA	34.27
29	Cara TANG	NZL	33.93
30	Vianna Shen-Rou LINKE	SGP	31.44
31	Michelle Edgina AXILLE	INA	30.79
32	Elisa WESTERHOF	UAE	28.83
33	Sueanne Sze Ern LAM	MAS	28.52
34	Misheel OTGONBAATAR	MGL	26.20
35	Huong Dieu LE	VIE	21.61

Jung Sue LEE ISU
Referee

Magdalena RUSIECKA ISU
Technical Controller



JUNIOR WOMEN SHORT PROGRAM JUDGES DETAILS PER SKATER

Rank	Name	Nation	Starting Number	Total Segment Score	Total Element Score	Total Program Component Score (factored)	Total Deductions
1	Mao SHIMADA	JPN	23	73.78	41.62	32.16	0.00

#	Executed Elements	Info	Base Value	GOE	J1	J2	J3	J4	J5	J6	J7	J8	J9	Ref Scores of Panel
1	2A		3.30	0.80	3	2	2	2	3	2	2	3	3	4.10
2	3F+3T		9.50	1.51	4	3	3	3	3	3	3	2	1	11.01
3	LSp4		2.70	1.00	5	4	4	3	4	4	4	3	3	3.70
4	3Lz	X	6.49	1.94	3	4	3	4	3	3	3	4	3	8.43
5	FSSp4		3.00	0.94	3	4	3	4	3	3	3	3	3	3.94
6	StSq4		3.90	1.34	4	4	3	5	3	3	3	4	3	5.24
7	CCoSp4		3.50	1.70	4	5	5	5	5	5	5	5	4	5.20
			32.39											41.62
Program Components				Factor										
	Composition			1.33	8.75	8.25	7.75	8.50	8.25	7.75	7.50	8.00	7.50	8.00
	Presentation			1.33	8.75	8.50	7.50	8.50	8.00	7.75	7.75	8.50	7.25	8.07
	Skating Skills			1.33	8.50	8.25	8.25	8.50	8.25	8.25	7.50	7.75	7.50	8.11
	Judges Total Program Components Score (factored)													32.16

Deductions: 0.00

X=Credit highlight distribution, base value multiplied by 1.1

Rank	Name	Nation	Starting Number	Total Segment Score	Total Element Score	Total Program Component Score (factored)	Total Deductions
2	Yo TAKAGI	JPN	20	63.42	34.12	29.30	0.00

#	Executed Elements	Info	Base Value	GOE	J1	J2	J3	J4	J5	J6	J7	J8	J9	Ref Scores of Panel
1	3T+2T		5.50	0.06	1	0	1	0	0	0	0	0	0	5.56
2	2A		3.30	0.90	3	3	3	3	2	2	3	3	2	4.20
3	CSp4		2.60	0.63	3	3	2	2	1	3	2	2	3	3.23
4	3Lz	X	6.49	1.26	3	3	2	2	1	2	2	2	2	7.75
5	FSSp4		3.00	0.90	3	4	3	3	2	3	3	3	3	3.90
6	StSq4		3.90	1.23	4	4	3	4	2	2	3	3	3	5.13
7	CCoSp4		3.50	0.85	2	3	2	3	2	2	3	3	2	4.35
			28.29											34.12
Program Components				Factor										
	Composition			1.33	7.75	7.75	7.25	8.00	6.50	6.75	7.00	7.00	6.75	7.18
	Presentation			1.33	7.50	8.00	7.50	8.25	6.75	7.50	7.00	7.50	6.75	7.39
	Skating Skills			1.33	7.50	7.50	7.50	8.00	6.50	7.25	7.25	8.00	7.25	7.46
	Judges Total Program Components Score (factored)													29.30

Deductions: 0.00

X=Credit highlight distribution, base value multiplied by 1.1



JUNIOR WOMEN SHORT PROGRAM JUDGES DETAILS PER SKATER

Rank	Name	Nation	Starting Number	Total Segment Score	Total Element Score	Total Program Component Score (factored)	Total Deductions
3	Ikura KUSHIDA	JPN	12	62.79	34.60	29.19	-1.00

#	Executed Elements	Info	Base Value	GOE	J1	J2	J3	J4	J5	J6	J7	J8	J9	Ref Scores of Panel	
1	3F+3T		9.50	1.14	2	2	2	2	3	3	2	2	2	10.64	
2	2A		3.30	0.66	3	2	2	2	2	2	2	2	2	3.96	
3	FSSp3		2.60	0.56	3	2	2	2	2	2	2	2	3	3.16	
4	3Lz!	!	6.49	X 0.25	0	1	1	0	0	-1	1	1	0	6.74	
5	CCoSp4		3.50	0.70	4	2	1	2	2	1	2	3	2	4.20	
6	StSq4	F	3.90	-1.28	-3	-3	-3	-3	-4	-5	-4	-3	-3	2.62	
7	LSp4		2.70	0.58	2	2	2	1	3	3	3	2	0	3.28	
			31.99											34.60	
Program Components				Factor											
Composition				1.33	8.25	7.50	7.50	7.50	7.25	6.00	6.50	7.25	7.50		7.29
Presentation				1.33	7.75	7.50	7.75	7.75	7.25	5.75	6.75	6.75	7.25		7.29
Skating Skills				1.33	8.00	7.25	7.50	7.50	7.50	6.25	6.75	7.75	7.25		7.36
Judges Total Program Components Score (factored)														29.19	

Deductions:	Falls: -1.00	-1.00
--------------------	--------------	--------------

X=Credit highlight distribution, base value multiplied by 1.1 !=Not clear edge

Rank	Name	Nation	Starting Number	Total Segment Score	Total Element Score	Total Program Component Score (factored)	Total Deductions
4	Yu-Feng TSAI	TPE	8	61.52	33.92	27.60	0.00

#	Executed Elements	Info	Base Value	GOE	J1	J2	J3	J4	J5	J6	J7	J8	J9	Ref Scores of Panel	
1	3Lz		5.90	1.01	-1	2	2	2	1	3	2	3	0	6.91	
2	2A		3.30	0.66	2	2	2	2	2	2	2	2	2	3.96	
3	CCoSp4		3.50	1.00	4	2	2	3	3	3	3	3	3	4.50	
4	StSq4		3.90	1.06	3	1	3	3	3	2	3	2	3	4.96	
5	FSSp4		3.00	0.64	2	2	2	2	2	2	2	3	3	3.64	
6	3S+2T		6.16	X 0.74	2	1	2	2	1	2	2	2	1	6.90	
7	LSp3		2.40	0.65	3	2	3	3	3	2	4	3	1	3.05	
			28.16											33.92	
Program Components				Factor											
Composition				1.33	6.25	6.75	7.00	7.50	7.25	6.25	6.75	7.50	7.00		6.93
Presentation				1.33	6.75	7.00	7.25	7.50	7.25	6.75	7.00	8.00	6.75		7.07
Skating Skills				1.33	5.50	6.75	7.00	7.50	7.00	6.00	6.50	7.50	6.50		6.75
Judges Total Program Components Score (factored)														27.60	

Deductions:		0.00
--------------------	--	-------------

X=Credit highlight distribution, base value multiplied by 1.1



JUNIOR WOMEN SHORT PROGRAM JUDGES DETAILS PER SKATER

Rank	Name	Nation	Starting Number	Total Segment Score	Total Element Score	Total Program Component Score (factored)	Total Deductions
5	Jeongyul HWANG	KOR	16	61.09	34.97	26.12	0.00

#	Executed Elements	Info	Base Value	GOE	J1	J2	J3	J4	J5	J6	J7	J8	J9	Ref Scores of Panel
1	3T+3T		8.40	0.84	1	3	2	2	3	3	2	1	0	9.24
2	3Lz		5.90	1.18	1	2	2	2	3	3	2	2	1	7.08
3	FSSp4		3.00	0.30	0	1	1	2	0	2	2	-1	1	3.30
4	2A		3.63	X 0.61	2	2	2	2	2	2	1	1	3	4.24
5	CCoSp4		3.50	0.30	1	0	1	0	2	0	1	2	1	3.80
6	StSq4		3.90	0.84	3	2	1	3	2	1	2	3	2	4.74
7	LSp3		2.40	0.17	0	2	1	1	1	1	1	0	-1	2.57
			30.73											34.97
Program Components				Factor										
Composition				1.33	7.00	7.00	6.50	7.75	6.50	5.75	6.00	6.25	7.00	6.61
Presentation				1.33	6.50	7.25	6.25	7.00	6.25	6.00	6.50	6.00	6.25	6.39
Skating Skills				1.33	6.75	7.25	6.50	7.75	6.75	6.25	6.25	6.75	6.25	6.64
Judges Total Program Components Score (factored)														26.12

Deductions: 0.00

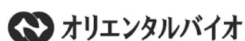
X=Credit highlight distribution, base value multiplied by 1.1

Rank	Name	Nation	Starting Number	Total Segment Score	Total Element Score	Total Program Component Score (factored)	Total Deductions
6	Ruichen TONG	CHN	29	57.56	31.90	25.66	0.00

#	Executed Elements	Info	Base Value	GOE	J1	J2	J3	J4	J5	J6	J7	J8	J9	Ref Scores of Panel
1	3Lz		5.90	0.67	1	0	1	1	1	2	2	0	2	6.57
2	3S+2T		5.60	0.43	1	0	1	1	2	2	1	-1	1	6.03
3	LSp4		2.70	0.69	2	1	2	2	3	3	3	3	3	3.39
4	2A		3.63	X 0.19	0	0	1	1	2	0	0	0	2	3.82
5	StSq4		3.90	0.89	3	1	2	3	2	2	2	3	2	4.79
6	FSSp3		2.60	0.45	2	1	2	2	2	2	2	1	1	3.05
7	CCoSp4		3.50	0.75	2	2	2	2	2	2	3	3	2	4.25
			27.83											31.90
Program Components				Factor										
Composition				1.33	6.75	5.50	6.50	7.25	6.50	6.25	6.25	6.50	6.75	6.50
Presentation				1.33	6.50	5.75	6.25	7.50	6.75	6.00	6.50	6.00	6.50	6.36
Skating Skills				1.33	6.00	5.50	6.25	7.25	6.75	6.50	6.25	6.50	6.75	6.43
Judges Total Program Components Score (factored)														25.66

Deductions: 0.00

X=Credit highlight distribution, base value multiplied by 1.1





JUNIOR WOMEN SHORT PROGRAM JUDGES DETAILS PER SKATER

Rank	Name	Nation	Starting Number	Total Segment Score	Total Element Score	Total Program Component Score (factored)	Total Deductions
7	Hana BATH	AUS	15	56.70	33.57	23.13	0.00

#	Executed Elements	Info	Base Value	GOE	J1	J2	J3	J4	J5	J6	J7	J8	J9	Ref Scores of Panel
1	3Lz		5.90	0.51	2	0	1	1	0	2	1	1	0	6.41
2	2A		3.30	0.52	3	1	2	2	2	1	2	1	1	3.82
3	CSp4		2.60	0.19	0	0	1	0	1	1	1	2	1	2.79
4	StSq3		3.30	0.28	1	0	2	-1	1	0	1	2	1	3.58
5	3F+3Tq	q	10.45	X -0.76	-1	-2	-1	-2	-2	-1	-1	-1	-2	9.69
6	FSSp4		3.00	0.43	2	0	2	1	1	2	2	1	1	3.43
7	CCoSp4		3.50	0.35	1	0	1	1	0	2	1	2	1	3.85
			32.05											33.57
Program Components				Factor										
Composition				1.33	5.25	5.75	6.50	5.00	6.25	6.75	6.00	5.00	5.25	5.71
Presentation				1.33	5.50	5.50	6.25	4.50	6.00	6.75	6.25	5.75	5.00	5.75
Skating Skills				1.33	6.25	6.25	6.75	5.25	6.25	6.25	5.75	5.50	4.25	5.93
Judges Total Program Components Score (factored)														23.13

Deductions: 0.00

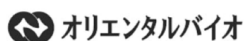
X=Credit highlight distribution, base value multiplied by 1.1 q=jump landed on the quarter

Rank	Name	Nation	Starting Number	Total Segment Score	Total Element Score	Total Program Component Score (factored)	Total Deductions
8	Rose THEROUX	CAN	11	54.46	31.89	22.57	0.00

#	Executed Elements	Info	Base Value	GOE	J1	J2	J3	J4	J5	J6	J7	J8	J9	Ref Scores of Panel
1	3T+3T<	<	7.56	-1.20	-3	-3	-3	-3	-4	-2	-3	-2	-3	6.36
2	3Lz		5.90	0.42	-1	1	0	1	0	2	1	2	0	6.32
3	LSp4		2.70	0.46	3	2	2	1	1	1	2	3	1	3.16
4	2A		3.63	X 0.47	1	2	2	1	1	1	1	2	2	4.10
5	FSSp4		3.00	0.47	1	2	1	2	1	2	2	2	1	3.47
6	StSq4		3.90	0.28	2	1	1	0	0	1	1	0	1	4.18
7	CCoSp4		3.50	0.80	4	3	2	1	2	2	2	3	2	4.30
			30.19											31.89
Program Components				Factor										
Composition				1.33	5.50	6.25	6.50	6.25	5.50	4.75	4.75	5.75	5.25	5.61
Presentation				1.33	5.25	6.25	6.00	6.00	5.25	5.25	5.25	5.00	4.75	5.43
Skating Skills				1.33	5.75	6.50	6.50	6.50	5.75	5.00	5.25	6.50	5.25	5.93
Judges Total Program Components Score (factored)														22.57

Deductions: 0.00

<=Under-rotated jump X=Credit highlight distribution, base value multiplied by 1.1





JUNIOR WOMEN SHORT PROGRAM JUDGES DETAILS PER SKATER

Rank	Name	Nation	Starting Number	Total Segment Score	Total Element Score	Total Program Component Score (factored)	Total Deductions
9	Petra LAHTI	FIN	32	53.86	29.20	24.66	0.00

#	Executed Elements	Info	Base Value	GOE	J1	J2	J3	J4	J5	J6	J7	J8	J9	Ref Scores of Panel
1	3S+3T		8.50	0.92	2	2	2	2	3	2	3	2	2	9.42
2	3Lze	e	4.72	-0.81	-1	-2	-3	-1	-1	-2	-1	-3	-2	3.91
3	FSSp4		3.00	0.00	0	2	0	-2	0	1	1	-3	0	3.00
4	2A		3.63	X -0.33	-1	-1	-1	-1	0	-1	-1	-1	-1	3.30
5	LSp2		1.90	0.19	1	1	1	2	1	1	1	1	1	2.09
6	CCoSp4		3.50	0.30	0	2	1	1	0	1	1	1	1	3.80
7	StSq3		3.30	0.38	1	1	1	2	1	1	1	2	1	3.68
			28.55											29.20
Program Components				Factor										
Composition				1.33	5.00	6.50	6.75	6.25	6.50	6.00	6.00	5.50	5.75	6.07
Presentation				1.33	5.50	6.50	6.50	6.50	6.25	5.75	6.00	5.25	6.25	6.11
Skating Skills				1.33	6.00	6.75	6.50	6.50	6.50	6.25	6.25	5.75	6.50	6.36
Judges Total Program Components Score (factored)														24.66

Deductions: 0.00

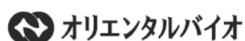
X=Credit highlight distribution, base value multiplied by 1.1 e=Wrong edge

Rank	Name	Nation	Starting Number	Total Segment Score	Total Element Score	Total Program Component Score (factored)	Total Deductions
10	Mia KALIN	USA	5	53.70	28.89	25.81	-1.00

#	Executed Elements	Info	Base Value	GOE	J1	J2	J3	J4	J5	J6	J7	J8	J9	Ref Scores of Panel
1	2A		3.30	0.71	3	2	2	2	2	3	2	2	2	4.01
2	3Lz		5.90	1.10	1	2	1	2	2	2	2	2	2	7.00
3	FSSp3		2.60	0.33	1	1	1	2	1	2	2	1	1	2.93
4	3F<+COMBO	< F	4.66	X -2.12	-5	-5	-5	-5	-5	-5	-5	-5	-5	2.54
5	CCoSp4		3.50	0.80	3	2	2	3	2	1	2	3	2	4.30
6	StSq4		3.90	0.78	2	2	2	2	2	2	2	2	2	4.68
7	LSp4		2.70	0.73	3	3	3	3	3	2	3	2	2	3.43
			26.56											28.89
Program Components				Factor										
Composition				1.33	6.50	6.50	6.00	6.75	6.75	5.25	6.75	6.75	6.50	6.54
Presentation				1.33	6.00	6.50	6.50	6.75	6.75	5.00	6.50	6.00	6.25	6.36
Skating Skills				1.33	6.50	6.50	6.25	7.00	7.00	5.50	6.75	6.25	6.25	6.50
Judges Total Program Components Score (factored)														25.81

Deductions: Falls: -1.00

<=Under-rotated jump X=Credit highlight distribution, base value multiplied by 1.1





JUNIOR WOMEN SHORT PROGRAM JUDGES DETAILS PER SKATER

Rank	Name	Nation	Starting Number	Total Segment Score	Total Element Score	Total Program Component Score (factored)	Total Deductions
11	Eugenia SEKULOVSKI	SUI	18	53.35	30.99	22.36	0.00

#	Executed Elements	Info	Base Value	GOE	J1	J2	J3	J4	J5	J6	J7	J8	J9	Ref Scores of Panel	
1	3T+3Tq	q	8.40	-0.54	-1	-1	-2	-2	-2	-1	-1	0	-1	7.86	
2	3Lz		5.90	0.00	0	0	0	0	0	0	0	0	0	5.90	
3	CCoSp4		3.50	0.40	2	1	0	1	1	1	1	2	1	3.90	
4	StSq3		3.30	0.33	2	1	0	1	1	0	1	1	2	3.63	
5	2A		3.63	X 0.38	2	1	1	1	1	0	1	2	1	4.01	
6	FSSp4		3.00	0.43	2	2	1	2	1	0	2	1	1	3.43	
7	LSp3		2.40	-0.14	0	0	-1	-1	0	1	-1	-1	-1	2.26	
			30.13											30.99	
Program Components				Factor											
Composition				1.33	5.50	6.25	4.50	6.25	6.25	5.50	5.25	5.50	5.50	5.50	5.68
Presentation				1.33	6.00	5.75	4.25	5.50	6.00	5.50	5.50	5.00	5.00	5.00	5.46
Skating Skills				1.33	5.75	6.25	4.50	6.25	6.25	5.25	5.50	5.50	5.50	5.25	5.68
Judges Total Program Components Score (factored)														22.36	

Deductions: 0.00

X=Credit highlight distribution, base value multiplied by 1.1 q=jump landed on the quarter

Rank	Name	Nation	Starting Number	Total Segment Score	Total Element Score	Total Program Component Score (factored)	Total Deductions
12	Ruotang LI	CHN	2	51.72	28.89	22.83	0.00

#	Executed Elements	Info	Base Value	GOE	J1	J2	J3	J4	J5	J6	J7	J8	J9	Ref Scores of Panel	
1	3F<+2T	<	5.54	-0.85	-2	-2	-2	-2	-2	-2	-2	-2	-2	4.69	
2	3Lz		5.90	0.67	2	1	0	2	1	0	2	1	1	6.57	
3	FSSp3		2.60	0.22	0	0	1	2	0	2	2	-1	1	2.82	
4	2A		3.63	X -0.80	-2	-3	-4	-3	-3	-2	-1	-2	-2	2.83	
5	LSp4		2.70	0.66	2	0	2	2	2	3	3	3	3	3.36	
6	CCoSp4		3.50	0.55	1	1	2	1	1	2	2	2	2	4.05	
7	StSq4		3.90	0.67	2	2	1	2	1	2	2	2	1	4.57	
			27.77											28.89	
Program Components				Factor											
Composition				1.33	5.00	5.25	6.00	6.25	5.50	6.25	5.50	6.25	5.50	5.50	5.75
Presentation				1.33	5.50	5.75	6.00	5.75	5.25	6.50	6.00	5.75	5.25	5.25	5.71
Skating Skills				1.33	5.00	5.50	5.75	6.50	5.50	6.00	5.75	6.00	5.50	5.50	5.71
Judges Total Program Components Score (factored)														22.83	

Deductions: 0.00

<=Under-rotated jump X=Credit highlight distribution, base value multiplied by 1.1



JUNIOR WOMEN SHORT PROGRAM JUDGES DETAILS PER SKATER

Rank	Name	Nation	Starting Number	Total Segment Score	Total Element Score	Total Program Component Score (factored)	Total Deductions
13	Stefania YAKOVLEVA	CYP	22	51.47	28.38	23.09	0.00

#	Executed Elements	Info	Base Value	GOE	J1	J2	J3	J4	J5	J6	J7	J8	J9	Ref Scores of Panel
1	3Lz		5.90	-0.42	-2	-2	-1	-1	0	0	1	-1	0	5.48
2	3Lo+2T		6.20	-0.14	-1	-1	0	-1	0	1	0	0	0	6.06
3	FSSp4		3.00	0.26	2	0	1	0	1	2	1	-2	1	3.26
4	CCoSp3		3.00	0.04	1	0	1	-2	-1	0	1	-1	1	3.04
5	StSq3		3.30	0.52	1	1	2	0	1	2	2	2	2	3.82
6	2A		3.63	X 0.00	-1	0	0	-1	0	1	0	1	0	3.63
7	LSp4		2.70	0.39	2	1	1	0	1	2	1	2	2	3.09
			27.73											28.38
Program Components				Factor										
	Composition		1.33		4.50	6.25	6.00	5.75	5.75	6.00	5.75	4.75	6.50	5.75
	Presentation		1.33		5.50	6.00	6.25	5.50	6.00	5.50	6.25	5.25	6.00	5.82
	Skating Skills		1.33		5.00	6.00	6.00	5.75	6.00	5.75	6.00	5.00	6.25	5.79
	Judges Total Program Components Score (factored)													23.09

Deductions: 0.00

X=Credit highlight distribution, base value multiplied by 1.1

Rank	Name	Nation	Starting Number	Total Segment Score	Total Element Score	Total Program Component Score (factored)	Total Deductions
14	Gabriella GRINBERG	ISR	21	51.19	27.34	23.85	0.00

#	Executed Elements	Info	Base Value	GOE	J1	J2	J3	J4	J5	J6	J7	J8	J9	Ref Scores of Panel
1	3T+3T		8.40	0.48	-1	1	1	0	2	1	2	2	1	8.88
2	2A		3.30	0.38	1	1	1	1	2	2	1	1	1	3.68
3	CCoSp4		3.50	0.30	1	1	2	0	0	0	1	1	2	3.80
4	1Lz*	*	0.00	X 0.00	-	-	-	-	-	-	-	-	-	0.00
5	FSSp4		3.00	0.43	2	1	2	2	1	1	2	0	1	3.43
6	StSq4		3.90	0.56	2	1	2	1	1	1	1	2	2	4.46
7	LSp4		2.70	0.39	2	1	2	2	0	1	1	1	2	3.09
			24.80											27.34
Program Components				Factor										
	Composition		1.33		5.50	7.00	6.00	6.25	6.00	5.50	5.50	5.75	6.50	5.93
	Presentation		1.33		5.75	6.75	6.25	6.25	5.75	5.75	5.25	5.00	5.75	5.82
	Skating Skills		1.33		6.25	6.75	6.25	6.50	6.00	5.25	5.50	6.25	6.50	6.18
	Judges Total Program Components Score (factored)													23.85

Deductions: 0.00

*=Invalid element X=Credit highlight distribution, base value multiplied by 1.1



JUNIOR WOMEN SHORT PROGRAM JUDGES DETAILS PER SKATER

Rank	Name	Nation	Starting Number	Total Segment Score	Total Element Score	Total Program Component Score (factored)	Total Deductions
15	Heesue HAN	KOR	30	51.07	25.22	25.85	0.00

#	Executed Elements	Info	Base Value	GOE	J1	J2	J3	J4	J5	J6	J7	J8	J9	Ref Scores of Panel
1	2F+COMBO		1.80	-0.90	-5	-5	-5	-5	-5	-5	-5	-5	-5	0.90
2	3Lz		5.90	0.51	1	1	2	0	1	0	2	0	1	6.41
3	FSSp4		3.00	0.47	3	2	2	0	2	2	2	-1	1	3.47
4	2Aq	q	3.63	X -0.66	-2	-2	-2	-2	-1	-3	-2	-2	-2	2.97
5	CCoSp4		3.50	0.40	1	1	1	1	2	1	2	1	1	3.90
6	StSq4		3.90	0.72	3	2	2	1	2	1	2	2	2	4.62
7	LSp3		2.40	0.55	2	3	3	2	3	2	2	2	2	2.95
			24.13											25.22
Program Components				Factor										
Composition				1.33	6.50	7.00	6.75	6.25	7.25	6.25	6.50	5.00	6.75	6.57
Presentation				1.33	6.25	7.00	6.25	5.75	7.00	6.00	6.25	5.00	6.75	6.32
Skating Skills				1.33	6.75	6.50	6.75	6.00	7.25	6.50	6.50	6.25	6.50	6.54
Judges Total Program Components Score (factored)														25.85

Deductions: 0.00

X=Credit highlight distribution, base value multiplied by 1.1 q=jump landed on the quarter

Rank	Name	Nation	Starting Number	Total Segment Score	Total Element Score	Total Program Component Score (factored)	Total Deductions
16	Julia VAN DIJK	NED	17	48.21	26.94	22.27	-1.00

#	Executed Elements	Info	Base Value	GOE	J1	J2	J3	J4	J5	J6	J7	J8	J9	Ref Scores of Panel
1	3F+2T		6.60	0.38	1	0	1	0	1	2	1	1	0	6.98
2	2A		3.30	0.75	4	2	3	2	2	2	2	3	2	4.05
3	CCoSp4		3.50	0.25	0	0	1	-2	1	2	1	1	1	3.75
4	3Lz<	< F	5.19	X -2.36	-5	-5	-5	-5	-5	-5	-5	-5	-5	2.83
5	FSSp4		3.00	0.30	1	0	1	0	1	1	2	2	1	3.30
6	StSq3		3.30	0.47	2	0	2	1	2	1	1	1	2	3.77
7	LSp3		2.40	-0.14	-1	0	1	-2	0	-1	-1	-1	0	2.26
			27.29											26.94
Program Components				Factor										
Composition				1.33	5.00	5.25	5.50	5.25	5.50	5.75	5.25	5.75	6.25	5.46
Presentation				1.33	5.25	5.25	5.75	5.50	5.75	5.50	5.75	6.00	5.75	5.61
Skating Skills				1.33	6.25	5.50	5.75	5.50	5.75	5.50	5.50	5.25	6.25	5.68
Judges Total Program Components Score (factored)														22.27

Deductions: Falls: -1.00

<=Under-rotated jump X=Credit highlight distribution, base value multiplied by 1.1



JUNIOR WOMEN SHORT PROGRAM JUDGES DETAILS PER SKATER

Rank	Name	Nation	Starting Number	Total Segment Score	Total Element Score	Total Program Component Score (factored)	Total Deductions
17	Elizabeth NOU	EST	19	47.85	25.48	22.37	0.00

#	Executed Elements	Info	Base Value	GOE	J1	J2	J3	J4	J5	J6	J7	J8	J9	Ref Scores of Panel
1	2A		3.30	0.52	2	1	2	1	2	1	1	2	2	3.82
2	3T+2T		5.50	0.18	0	0	1	0	1	0	1	0	1	5.68
3	CCoSp4		3.50	0.15	0	0	1	0	1	0	1	1	0	3.65
4	3Lz<	<	5.19	X -2.16	-4	-5	-5	-5	-4	-4	-5	-4	-5	3.03
5	FSSp3		2.60	0.04	0	0	1	0	0	0	0	-3	1	2.64
6	StSq3		3.30	0.24	0	0	1	1	0	1	1	1	1	3.54
7	LSp4		2.70	0.42	-1	0	2	2	2	1	2	2	2	3.12
			26.09											25.48
Program Components				Factor										
Composition				1.33	5.00	5.50	6.25	6.25	5.75	5.25	5.50	5.50	6.25	5.71
Presentation				1.33	5.25	5.25	6.25	6.00	5.50	5.00	5.25	5.75	5.75	5.54
Skating Skills				1.33	5.00	5.50	6.00	6.00	5.75	5.25	5.25	5.25	6.25	5.57
Judges Total Program Components Score (factored)														22.37

Deductions: 0.00

<=Under-rotated jump X=Credit highlight distribution, base value multiplied by 1.1

Rank	Name	Nation	Starting Number	Total Segment Score	Total Element Score	Total Program Component Score (factored)	Total Deductions
18	Josefin BROVALL	SWE	7	47.59	26.50	21.09	0.00

#	Executed Elements	Info	Base Value	GOE	J1	J2	J3	J4	J5	J6	J7	J8	J9	Ref Scores of Panel
1	3Lz!	!	5.90	-0.08	-1	-1	0	-2	0	3	0	1	0	5.82
2	3T+2T		5.50	0.30	1	0	1	1	1	1	2	0	0	5.80
3	FSSp4		3.00	0.21	0	0	1	1	1	1	1	0	1	3.21
4	2A		3.63	X -1.08	-3	-4	-3	-4	-3	-3	-3	-4	-2	2.55
5	CCoSp4		3.50	0.50	2	0	1	2	1	2	2	2	0	4.00
6	StSq3		3.30	-0.24	-2	0	-1	0	0	0	-1	-2	-1	3.06
7	LSp2		1.90	0.16	0	-1	1	1	1	1	1	1	1	2.06
			26.73											26.50
Program Components				Factor										
Composition				1.33	4.75	4.25	6.00	6.75	5.75	5.25	5.50	4.50	4.75	5.21
Presentation				1.33	5.25	4.25	5.75	7.00	5.50	5.00	5.25	4.75	4.50	5.14
Skating Skills				1.33	5.75	4.00	6.50	6.75	5.75	5.75	6.00	4.25	4.50	5.50
Judges Total Program Components Score (factored)														21.09

Deductions: 0.00

X=Credit highlight distribution, base value multiplied by 1.1 !=Not clear edge



JUNIOR WOMEN SHORT PROGRAM JUDGES DETAILS PER SKATER

Rank	Name	Nation	Starting Number	Total Segment Score	Total Element Score	Total Program Component Score (factored)	Total Deductions
19	Olivia BACSA	SUI	1	42.86	24.39	20.47	-2.00

#	Executed Elements	Info	Base Value	GOE	J1	J2	J3	J4	J5	J6	J7	J8	J9	Ref Scores of Panel
1	3T+3T	F	8.40	-2.04	-4	-4	-5	-5	-5	-5	-5	-5	-5	6.36
2	1A*	*	0.00	0.00	-	-	-	-	-	-	-	-	-	0.00
3	FSSp4		3.00	0.43	2	1	2	2	0	-1	2	2	1	3.43
4	3Lzq	q F	6.49	X -2.95	-5	-5	-5	-5	-5	-5	-5	-5	-5	3.54
5	StSq3		3.30	0.47	2	2	1	2	1	0	2	1	1	3.77
6	CCoSp4		3.50	0.55	2	2	1	2	1	1	2	2	1	4.05
7	LSp4		2.70	0.54	3	1	2	2	1	2	2	2	3	3.24
			27.39											24.39
Program Components				Factor										
Composition				1.33	5.25	5.25	5.50	5.00	4.75	4.75	4.75	5.50	5.50	5.14
Presentation				1.33	5.00	5.50	5.25	4.75	4.75	4.50	5.25	5.50	4.75	5.04
Skating Skills				1.33	5.50	5.25	5.50	5.25	5.00	4.25	5.25	5.00	5.25	5.21
Judges Total Program Components Score (factored)														20.47

Deductions:	Falls: -2.00	-2.00
--------------------	--------------	--------------

*=Invalid element X=Credit highlight distribution, base value multiplied by 1.1 q=jump landed on the quarter

Rank	Name	Nation	Starting Number	Total Segment Score	Total Element Score	Total Program Component Score (factored)	Total Deductions
20	Cecilia DONOHUE	ARG	10	41.79	24.17	18.62	-1.00

#	Executed Elements	Info	Base Value	GOE	J1	J2	J3	J4	J5	J6	J7	J8	J9	Ref Scores of Panel
1	3Lz<	< F	4.72	-2.36	-5	-5	-5	-5	-5	-5	-5	-5	-5	2.36
2	3S+2T		5.60	0.25	1	0	1	1	0	1	1	-1	0	5.85
3	FSSp4		3.00	0.34	2	0	2	1	1	1	1	1	1	3.34
4	2A		3.30	0.24	2	0	1	1	0	1	1	1	0	3.54
5	CCoSp4		3.50	0.40	1	0	1	1	0	2	2	2	1	3.90
6	StSq2		2.60	0.11	1	-1	1	1	0	0	0	0	1	2.71
7	LSp3		2.40	0.07	1	0	0	0	0	1	0	1	0	2.47
			25.12											24.17
Program Components				Factor										
Composition				1.33	4.75	3.50	5.00	5.00	4.50	4.25	4.00	4.50	5.25	4.57
Presentation				1.33	4.50	3.50	5.50	5.50	4.50	4.50	4.25	5.25	4.75	4.75
Skating Skills				1.33	4.75	3.75	5.25	5.00	4.75	4.75	4.50	4.00	5.00	4.68
Judges Total Program Components Score (factored)														18.62

Deductions:	Falls: -1.00	-1.00
--------------------	--------------	--------------

<=Under-rotated jump



JUNIOR WOMEN SHORT PROGRAM JUDGES DETAILS PER SKATER

Rank	Name	Nation	Starting Number	Total Segment Score	Total Element Score	Total Program Component Score (factored)	Total Deductions
21	Phattaratida KANESHIGE	THA	3	41.66	23.17	20.49	-2.00

#	Executed Elements	Info	Base Value	GOE	J1	J2	J3	J4	J5	J6	J7	J8	J9	Ref Scores of Panel
1	3F+3T<<	<< F	6.60	-2.65	-5	-5	-5	-5	-5	-5	-5	-5	-5	3.95
2	2A		3.30	0.05	1	-1	0	0	1	-1	0	1	0	3.35
3	FSSp4		3.00	0.26	2	1	1	0	1	1	1	-1	1	3.26
4	3Lzq	q F	6.49	-2.95	-5	-5	-5	-5	-5	-5	-5	-5	-5	3.54
5	StSq2		2.60	0.15	1	0	0	0	1	0	1	1	2	2.75
6	LSp3		2.40	0.27	1	0	1	0	1	2	2	1	2	2.67
7	CCoSp4		3.50	0.15	0	0	0	0	0	1	1	1	1	3.65
			27.89											23.17
Program Components				Factor										
Composition				1.33	5.25	4.75	5.00	4.75	5.75	5.25	5.00	4.25	6.25	5.11
Presentation				1.33	4.50	5.00	4.75	4.75	5.50	5.50	5.50	4.75	5.50	5.11
Skating Skills				1.33	5.00	5.00	5.00	5.00	5.75	5.00	5.50	4.25	5.75	5.18
Judges Total Program Components Score (factored)														20.49

Deductions:	Falls: -2.00	-2.00
--------------------	--------------	--------------

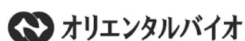
<<=Downgraded jump X=Credit highlight distribution, base value multiplied by 1.1 q=jump landed on the quarter

Rank	Name	Nation	Starting Number	Total Segment Score	Total Element Score	Total Program Component Score (factored)	Total Deductions
22	Milana MOZEIKO	FRA	33	39.87	18.87	22.00	-1.00

#	Executed Elements	Info	Base Value	GOE	J1	J2	J3	J4	J5	J6	J7	J8	J9	Ref Scores of Panel
1	3Lzq	q	5.90	-1.10	-2	-1	-2	-2	-1	-2	-2	-2	-2	4.80
2	A		0.00	0.00	-	-	-	-	-	-	-	-	-	0.00
3	FSSp3		2.60	-0.33	-1	-1	-2	-3	0	-2	-1	-2	0	2.27
4	3Lo<+2T	<	5.74	-0.89	-3	-2	-2	-2	-2	-3	-2	-3	-2	4.85
5	CCoSp3		3.00	0.13	1	1	0	-1	0	1	1	0	0	3.13
6	StSq3	F	3.30	-1.41	-4	-4	-5	-4	-5	-5	-4	-3	-4	1.89
7	LSp2		1.90	0.03	0	0	0	0	0	1	1	0	0	1.93
			22.44											18.87
Program Components				Factor										
Composition				1.33	6.00	6.00	5.00	5.75	5.50	5.00	5.50	5.50	6.00	5.61
Presentation				1.33	5.25	5.75	5.25	5.50	5.25	5.25	5.75	5.75	5.25	5.43
Skating Skills				1.33	4.75	5.75	4.75	6.00	5.50	5.50	5.50	6.00	5.50	5.50
Judges Total Program Components Score (factored)														22.00

Deductions:	Falls: -1.00	-1.00
--------------------	--------------	--------------

<=Under-rotated jump X=Credit highlight distribution, base value multiplied by 1.1 q=jump landed on the quarter





JUNIOR WOMEN SHORT PROGRAM JUDGES DETAILS PER SKATER

Rank	Name	Nation	Starting Number	Total Segment Score	Total Element Score	Total Program Component Score (factored)	Total Deductions
23	Sofiya FARAFONOVA	KAZ	27	39.86	21.15	18.71	0.00

#	Executed Elements	Info	Base Value	GOE	J1	J2	J3	J4	J5	J6	J7	J8	J9	Ref Scores of Panel
1	3Lzeq	e	4.72	-2.16	-5	-5	-5	-5	-4	-4	-5	-4	-4	2.56
2	3F+2T		6.60	-1.36	-4	-3	-2	-3	0	-3	-3	-3	-1	5.24
3	CCoSp4		3.50	-0.25	-1	0	1	-2	0	-2	-1	-2	1	3.25
4	2A<	<	2.90	X -0.53	-2	-2	-2	-2	-2	-3	-2	-2	-2	2.37
5	StSq2		2.60	-0.11	-1	0	-1	-1	0	0	0	-3	1	2.49
6	FSSp2		2.30	-0.03	-2	0	0	0	0	2	0	-1	0	2.27
7	LSp4		2.70	0.27	1	1	0	-1	1	2	1	1	2	2.97
			25.32											21.15
Program Components				Factor										
Composition				1.33	4.00	5.25	4.50	4.50	5.25	4.50	4.25	3.75	6.25	4.61
Presentation				1.33	4.25	5.00	4.25	4.75	5.00	4.75	4.50	3.00	5.75	4.64
Skating Skills				1.33	4.75	5.00	4.25	4.75	5.25	5.00	4.50	4.50	6.25	4.82
Judges Total Program Components Score (factored)														18.71

Deductions:

0.00

<=Under-rotated jump X=Credit highlight distribution, base value multiplied by 1.1 e=Wrong edge

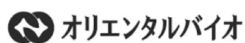
Rank	Name	Nation	Starting Number	Total Segment Score	Total Element Score	Total Program Component Score (factored)	Total Deductions
24	Michaela VRASTAKOVA	CZE	13	39.70	21.41	18.29	0.00

#	Executed Elements	Info	Base Value	GOE	J1	J2	J3	J4	J5	J6	J7	J8	J9	Ref Scores of Panel
1	3Lz<<	<<	2.10	-1.05	-5	-5	-5	-5	-5	-5	-5	-5	-5	1.05
2	3T+2T		5.50	-0.06	0	-1	0	-1	0	0	0	1	0	5.44
3	FSSp4		3.00	0.09	0	0	0	-1	0	2	1	0	1	3.09
4	StSq2		2.60	0.00	0	-1	-1	0	0	1	1	0	0	2.60
5	2A		3.63	X 0.05	0	0	1	0	0	0	1	-1	0	3.68
6	CCoSp3		3.00	0.09	1	-1	0	-2	0	1	1	2	0	3.09
7	CSp3		2.30	0.16	0	0	1	-1	1	1	1	2	1	2.46
			22.13											21.41
Program Components				Factor										
Composition				1.33	4.50	4.75	4.75	4.50	5.75	4.25	4.00	4.25	4.75	4.54
Presentation				1.33	4.50	4.50	4.75	4.75	5.50	4.00	4.25	4.25	4.25	4.46
Skating Skills				1.33	4.75	4.75	5.00	4.25	5.75	4.50	4.50	5.00	4.75	4.75
Judges Total Program Components Score (factored)														18.29

Deductions:

0.00

<<=Downgraded jump X=Credit highlight distribution, base value multiplied by 1.1





JUNIOR WOMEN SHORT PROGRAM JUDGES DETAILS PER SKATER

Rank	Name	Nation	Starting Number	Total Segment Score	Total Element Score	Total Program Component Score (factored)	Total Deductions
25	Regina GARCIA DE LEON SAAB	MEX	6	39.11	21.58	17.53	0.00

#	Executed Elements	Info	Base Value	GOE	J1	J2	J3	J4	J5	J6	J7	J8	J9	Ref Scores of Panel
1	3Lz!<<	!	2.10	-1.05	-5	-5	-5	-5	-5	-5	-5	-5	-5	1.05
2	3S+2T		5.60	0.00	0	-1	0	0	0	0	0	0	0	5.60
3	FSSp3		2.60	0.11	1	-2	1	0	0	1	0	0	1	2.71
4	2A		3.63	X 0.14	1	1	0	1	0	0	1	0	0	3.77
5	LSp2		1.90	0.05	1	0	0	-1	0	1	1	-2	1	1.95
6	StSq2		2.60	0.00	1	-1	-1	0	0	1	1	-1	0	2.60
7	CCoSp4		3.50	0.40	1	1	1	1	1	2	1	3	1	3.90
			21.93											21.58
Program Components				Factor										
Composition				1.33	5.25	3.75	4.50	4.50	5.25	4.25	4.50	3.75	4.75	4.50
Presentation				1.33	5.50	4.00	4.25	4.50	5.00	4.00	4.75	3.50	4.50	4.43
Skating Skills				1.33	5.00	3.75	4.00	4.25	5.25	4.25	4.25	3.50	4.25	4.25
Judges Total Program Components Score (factored)														17.53

Deductions: 0.00

<<=Downgraded jump X=Credit highlight distribution, base value multiplied by 1.1 !=Not clear edge

Rank	Name	Nation	Starting Number	Total Segment Score	Total Element Score	Total Program Component Score (factored)	Total Deductions
26	Tsz Ching CHAN	HKG	28	38.28	22.79	16.49	-1.00

#	Executed Elements	Info	Base Value	GOE	J1	J2	J3	J4	J5	J6	J7	J8	J9	Ref Scores of Panel
1	2Lz	F	2.10	-1.05	-5	-5	-5	-5	-5	-5	-5	-5	-5	1.05
2	3T+3T<	<	7.56	-1.98	-4	-5	-5	-5	-5	-4	-5	-5	-4	5.58
3	CCoSp4		3.50	0.75	3	0	2	2	1	3	2	3	2	4.25
4	2A		3.63	X 0.33	2	0	1	1	1	1	2	1	0	3.96
5	FSSp1		2.00	0.26	1	-1	2	2	1	1	2	2	0	2.26
6	StSq2		2.60	-0.19	-2	-2	0	-1	0	1	0	-3	0	2.41
7	LSp4		2.70	0.58	3	1	2	2	2	2	2	3	2	3.28
			24.09											22.79
Program Components				Factor										
Composition				1.33	3.25	4.25	3.75	4.75	5.25	4.50	4.50	2.75	4.25	4.18
Presentation				1.33	2.75	4.00	3.25	4.00	5.00	4.25	4.25	2.75	4.00	3.79
Skating Skills				1.33	3.50	4.50	4.25	5.25	5.50	4.75	4.50	3.50	4.25	4.43
Judges Total Program Components Score (factored)														16.49

Deductions: Falls: -1.00

<=Under-rotated jump X=Credit highlight distribution, base value multiplied by 1.1



JUNIOR WOMEN SHORT PROGRAM JUDGES DETAILS PER SKATER

Rank	Name	Nation	Starting Number	Total Segment Score	Total Element Score	Total Program Component Score (factored)	Total Deductions
27	Hayden Isabel BALUCATING	PHI	26	34.67	19.38	15.29	0.00

#	Executed Elements	Info	Base Value	GOE	J1	J2	J3	J4	J5	J6	J7	J8	J9	Ref Scores of Panel	
1	2Lz		2.10	-0.06	-1	0	0	0	-1	0	0	-1	0	2.04	
2	3S+2T		5.60	-1.17	-3	-3	-2	-3	-3	-2	-3	-3	-2	4.43	
3	CSp2		1.80	0.03	0	0	0	0	0	0	1	0	1	1.83	
4	2A		3.63	X -0.19	-1	-1	0	-1	0	0	0	-1	-1	3.44	
5	FSSp3		2.60	-0.11	-1	-1	1	-3	0	1	0	-2	0	2.49	
6	StSq1		1.80	-0.05	1	0	-1	0	0	0	-1	0	-1	1.75	
7	CCoSp4		3.50	-0.10	0	0	-1	0	-1	0	0	-1	1	3.40	
			21.03											19.38	
Program Components				Factor											
Composition				1.33	4.75	4.00	3.75	4.00	4.00	3.75	4.00	3.50	4.00		3.93
Presentation				1.33	4.50	3.75	3.00	4.25	3.75	3.75	3.75	3.00	3.50		3.68
Skating Skills				1.33	4.00	3.75	3.50	4.50	4.25	4.00	3.75	4.00	3.50		3.89
Judges Total Program Components Score (factored)														15.29	

Deductions: 0.00

X=Credit highlight distribution, base value multiplied by 1.1

Rank	Name	Nation	Starting Number	Total Segment Score	Total Element Score	Total Program Component Score (factored)	Total Deductions
28	Elena Catherine MILLS	BRA	4	34.27	18.16	16.11	0.00

#	Executed Elements	Info	Base Value	GOE	J1	J2	J3	J4	J5	J6	J7	J8	J9	Ref Scores of Panel	
1	3S<+1T*	*	3.44	-1.72	-5	-5	-5	-5	-5	-5	-5	-5	-5	1.72	
2	2A		3.30	-0.09	-1	-1	0	-1	0	0	0	0	0	3.21	
3	CSp4		2.60	0.15	0	1	1	-1	0	1	1	0	1	2.75	
4	2Lz		2.31	X -0.69	-3	-4	-3	-4	-3	-3	-3	-4	-2	1.62	
5	FSSp3		2.60	0.07	-1	-1	0	1	0	1	1	0	1	2.67	
6	StSq2		2.60	-0.26	-2	-1	-1	-2	0	0	0	-3	-1	2.34	
7	CCoSp4		3.50	0.35	1	0	1	1	1	1	1	2	1	3.85	
			20.35											18.16	
Program Components				Factor											
Composition				1.33	4.50	4.00	3.75	4.00	4.25	3.75	4.00	3.75	3.75		3.93
Presentation				1.33	5.00	4.25	4.25	4.50	4.00	4.50	4.50	4.50	4.25		4.39
Skating Skills				1.33	4.25	3.75	3.50	3.50	4.25	4.00	4.25	3.00	3.25		3.79
Judges Total Program Components Score (factored)														16.11	

Deductions: 0.00

*=Invalid element X=Credit highlight distribution, base value multiplied by 1.1



JUNIOR WOMEN SHORT PROGRAM JUDGES DETAILS PER SKATER

Rank	Name	Nation	Starting Number	Total Segment Score	Total Element Score	Total Program Component Score (factored)	Total Deductions
29	Cara TANG	NZL	25	33.93	18.26	16.67	-1.00

#	Executed Elements	Info	Base Value	GOE	J1	J2	J3	J4	J5	J6	J7	J8	J9	Ref Scores of Panel
1	2A	F	3.30	-1.65	-5	-5	-5	-5	-5	-5	-5	-5	-5	1.65
2	2F+2T		3.10	0.00	1	0	0	0	0	0	0	0	0	3.10
3	CCoSp3		3.00	0.30	1	0	1	-2	1	2	1	2	1	3.30
4	2Lz		2.31	X 0.00	0	0	0	0	0	0	0	-1	0	2.31
5	CSp3		2.30	0.30	2	1	1	0	1	2	2	0	2	2.60
6	StSq3		3.30	0.19	1	0	0	0	0	1	1	1	1	3.49
7	FSSp2		2.30	-0.49	-3	0	-2	-3	-2	-2	0	-3	-3	1.81
			19.61											18.26
Program Components				Factor										
Composition				1.33	4.00	3.50	4.00	3.75	4.00	4.75	4.25	4.50	4.50	4.14
Presentation				1.33	4.50	3.50	4.25	4.00	4.00	5.25	5.00	5.00	4.00	4.39
Skating Skills				1.33	3.75	3.75	3.75	3.50	4.25	5.00	4.50	3.75	4.25	4.00
Judges Total Program Components Score (factored)														16.67

Deductions:	Falls: -1.00	-1.00
--------------------	--------------	--------------

X=Credit highlight distribution, base value multiplied by 1.1

Rank	Name	Nation	Starting Number	Total Segment Score	Total Element Score	Total Program Component Score (factored)	Total Deductions
30	Vianna Shen-Rou LINKE	SGP	14	31.44	17.09	14.35	0.00

#	Executed Elements	Info	Base Value	GOE	J1	J2	J3	J4	J5	J6	J7	J8	J9	Ref Scores of Panel
1	2A		3.30	0.14	1	0	0	1	0	1	0	0	1	3.44
2	3S<+COMBO+1T*	*	3.44	-1.72	-5	-5	-5	-5	-5	-5	-5	-5	-5	1.72
3	FSSp3		2.60	-0.07	0	-2	0	-2	0	1	1	-2	1	2.53
4	StSq2		2.60	-0.19	-1	-1	-2	-2	0	0	0	1	-1	2.41
5	LSp2		1.90	-0.05	-1	-1	0	-2	0	0	0	1	0	1.85
6	2Lz		2.31	X 0.00	0	0	0	0	0	0	0	0	0	2.31
7	CCoSp3		3.00	-0.17	0	0	-2	-3	-2	0	0	1	0	2.83
			19.15											17.09
Program Components				Factor										
Composition				1.33	4.00	3.75	3.50	4.00	3.75	3.50	3.50	3.75	3.75	3.71
Presentation				1.33	3.50	3.75	3.00	3.75	3.50	4.25	3.75	3.50	3.00	3.54
Skating Skills				1.33	3.25	3.75	3.00	3.75	4.00	4.00	3.75	3.00	3.25	3.54
Judges Total Program Components Score (factored)														14.35

Deductions:		0.00
--------------------	--	-------------

*=Invalid element X=Credit highlight distribution, base value multiplied by 1.1



JUNIOR WOMEN SHORT PROGRAM JUDGES DETAILS PER SKATER

Rank	Name	Nation	Starting Number	Total Segment Score	Total Element Score	Total Program Component Score (factored)	Total Deductions
31	Michelle Edgina AXILLE	INA	31	30.79	16.44	15.35	-1.00

#	Executed Elements	Info	Base Value	GOE	J1	J2	J3	J4	J5	J6	J7	J8	J9	Ref Scores of Panel
1	2A		3.30	0.09	1	0	0	0	0	1	1	0	0	3.39
2	2Lz		2.10	-0.45	-3	-2	-2	-2	-2	-2	-3	-2	-2	1.65
3	FSSp2		2.30	-0.49	-3	-1	0	-3	-2	-3	0	-3	-4	1.81
4	2F1q+COMBO	! F	1.98 X	-0.90	-5	-5	-5	-5	-5	-5	-5	-5	-5	1.08
5	LSp2		1.90	0.16	1	0	1	1	1	1	1	1	0	2.06
6	StSq3		3.30	-0.05	0	0	0	-2	0	0	0	0	-1	3.25
7	CCoSp4		3.50	-0.30	0	0	-1	-1	-2	-2	-2	1	0	3.20
			18.38											16.44
Program Components				Factor										
Composition				1.33	3.75	3.75	3.50	4.00	3.75	4.25	4.50	4.75	3.25	3.93
Presentation				1.33	4.00	3.75	3.75	4.25	3.75	4.00	4.50	5.00	3.25	4.00
Skating Skills				1.33	3.25	3.50	3.25	3.50	4.00	4.25	4.00	3.75	3.00	3.61
Judges Total Program Components Score (factored)														15.35

Deductions:	Falls: -1.00	-1.00
--------------------	--------------	--------------

X=Credit highlight distribution, base value multiplied by 1.1 ! =Not clear edge

Rank	Name	Nation	Starting Number	Total Segment Score	Total Element Score	Total Program Component Score (factored)	Total Deductions
32	Elisa WESTERHOF	UAE	34	28.83	15.62	13.21	0.00

#	Executed Elements	Info	Base Value	GOE	J1	J2	J3	J4	J5	J6	J7	J8	J9	Ref Scores of Panel
1	2A<<	<<	1.10	-0.47	-5	-5	-4	-5	-4	-4	-4	-4	-4	0.63
2	2F+2Lo		3.50	0.05	1	0	0	1	0	0	1	0	0	3.55
3	FSSp4		3.00	0.13	0	-1	0	1	1	2	1	-1	1	3.13
4	StSq2		2.60	-0.67	-3	-3	-3	-3	-1	-2	-2	-3	-2	1.93
5	2Lze	e	1.85 X	-0.46	-2	-4	-4	-2	-2	-3	-3	-3	-2	1.39
6	LSp1		1.50	-0.26	-3	-2	-2	-2	-1	0	-1	-3	-1	1.24
7	CCoSp4		3.50	0.25	0	-1	1	1	0	1	1	1	1	3.75
			17.05											15.62
Program Components				Factor										
Composition				1.33	2.75	3.25	3.75	3.75	3.75	3.75	3.50	2.75	3.25	3.43
Presentation				1.33	3.00	3.00	3.50	3.50	3.75	3.50	3.75	3.25	3.00	3.36
Skating Skills				1.33	2.75	3.25	2.75	3.25	3.50	3.75	3.75	2.75	2.50	3.14
Judges Total Program Components Score (factored)														13.21

Deductions:		0.00
--------------------	--	-------------

<<=Downgraded jump X=Credit highlight distribution, base value multiplied by 1.1 e=Wrong edge



JUNIOR WOMEN SHORT PROGRAM JUDGES DETAILS PER SKATER

Rank	Name	Nation	Starting Number	Total Segment Score	Total Element Score	Total Program Component Score (factored)	Total Deductions
33	Sueanne Sze Ern LAM	MAS	35	28.52	14.14	15.38	-1.00

#	Executed Elements	Info	Base Value	GOE	J1	J2	J3	J4	J5	J6	J7	J8	J9	Ref Scores of Panel	
1	2A<<	<<	1.10	-0.49	-5	-5	-5	-5	-4	-4	-4	-4	-4	0.61	
2	LSp2		1.90	0.03	1	1	0	-2	-1	1	1	1	-3	1.93	
3	StSq1		1.80	-0.03	-1	0	0	-1	0	1	1	-1	0	1.77	
4	FSSp4		3.00	0.17	-1	0	0	0	0	2	2	1	1	3.17	
5	2Fq+1Lo*	* F	1.80	-0.90	-5	-5	-5	-5	-5	-5	-5	-5	-5	0.90	
6	2Lz		2.31	X -0.15	-1	0	-1	-1	-1	-2	0	-1	0	2.16	
7	CCoSp4		3.50	0.10	0	0	0	-1	-1	2	1	2	0	3.60	
			15.41											14.14	
Program Components				Factor											
Composition				1.33	3.25	3.00	3.25	4.50	3.50	4.25	4.25	4.25	4.25	4.25	3.86
Presentation				1.33	3.25	3.25	3.75	4.75	3.50	4.25	4.75	5.00	4.25	4.25	4.07
Skating Skills				1.33	2.75	3.25	3.75	3.75	3.25	4.75	4.25	3.75	3.50	3.50	3.64
Judges Total Program Components Score (factored)														15.38	

Deductions:	Falls: -1.00	-1.00
--------------------	--------------	--------------

*=Invalid element <<=Downgraded jump X=Credit highlight distribution, base value multiplied by 1.1

Rank	Name	Nation	Starting Number	Total Segment Score	Total Element Score	Total Program Component Score (factored)	Total Deductions
34	Misheel OTGONBAATAR	MGL	9	26.20	12.52	13.68	0.00

#	Executed Elements	Info	Base Value	GOE	J1	J2	J3	J4	J5	J6	J7	J8	J9	Ref Scores of Panel	
1	2A<<	<<	1.10	-0.55	-5	-5	-5	-5	-5	-5	-5	-5	-5	0.55	
2	2Lz		2.10	-0.03	-1	0	0	0	0	0	0	-1	0	2.07	
3	FSSp3		2.60	-0.22	1	-1	-1	-1	-1	-1	0	-2	-1	2.38	
4	CSp3		2.30	0.20	0	0	1	-1	1	1	2	2	1	2.50	
5	1F*+COMBO+1T*	*	0.00	X 0.00	-	-	-	-	-	-	-	-	-	0.00	
6	CCoSp3		3.00	-0.13	-1	-1	-1	0	-1	0	0	0	1	2.87	
7	StSq2		2.60	-0.45	-2	-2	-1	-2	-1	-2	-1	-2	-2	2.15	
			13.70											12.52	
Program Components				Factor											
Composition				1.33	3.50	3.25	3.00	4.00	3.25	4.25	3.75	3.75	4.00	4.00	3.64
Presentation				1.33	3.00	3.50	3.00	3.75	3.00	4.00	4.00	3.00	3.00	3.00	3.32
Skating Skills				1.33	3.25	3.25	2.75	3.50	3.25	4.00	3.75	2.75	3.50	3.50	3.32
Judges Total Program Components Score (factored)														13.68	

Deductions:		0.00
--------------------	--	-------------

*=Invalid element <<=Downgraded jump X=Credit highlight distribution, base value multiplied by 1.1



JUNIOR WOMEN SHORT PROGRAM JUDGES DETAILS PER SKATER

Rank	Name	Nation	Starting Number	Total Segment Score	Total Element Score	Total Program Component Score (factored)	Total Deductions								
35	Huong Dieu LE	VIE	24	21.61	9.84	11.77	0.00								
#	Executed Elements	Info	Base Value	GOE	J1	J2	J3	J4	J5	J6	J7	J8	J9	Ref Scores of Panel	
1	2Fe+2T	e	2.74	-0.35	-2	-3	-3	-4	-2	-2	-3	-2	-2	2.39	
2	1A*	*	0.00	0.00	-	-	-	-	-	-	-	-	-	0.00	
3	FSSp2		2.30	-0.39	-2	-3	-1	-1	-1	-2	-2	-3	0	1.91	
4	1Lz*	*	0.00	0.00	-	-	-	-	-	-	-	-	-	0.00	
5	StSq1		1.80	-0.41	-2	-2	-3	-3	-2	-2	-2	-4	-2	1.39	
6	CCoSp3		3.00	-0.09	-1	-2	0	-1	0	0	0	0	0	2.91	
7	CSp1		1.40	-0.16	-2	-1	-1	-1	-1	-1	-1	-2	-1	1.24	
			11.24											9.84	
Program Components				Factor											
Composition				1.33	2.75	3.00	2.75	3.50	2.75	3.00	3.00	3.50	3.00		3.00
Presentation				1.33	2.50	3.25	2.50	3.75	2.50	3.25	3.25	3.00	2.50		2.89
Skating Skills				1.33	3.00	3.00	3.00	3.50	2.75	3.00	3.00	3.00	2.75		2.96
Judges Total Program Components Score (factored)														11.77	
Deductions:													0.00		

*=Invalid element e=Wrong edge



SEGMENT RESULTS

JUNIOR WOMEN FREE SKATING RESULT

Rank	Name	Nation	Score
1	Mao SHIMADA	JPN	140.08
2	Yo TAKAGI	JPN	124.73
3	Yu-Feng TSAI	TPE	117.30
4	Hana BATH	AUS	113.94
5	Ikura KUSHIDA	JPN	113.30
6	Jeongyul HWANG	KOR	111.33
7	Ruichen TONG	CHN	108.78
8	Mia KALIN	USA	106.23
9	Olivia BACSA	SUI	100.72
10	Phattaratida KANESHIGE	THA	100.68
11	Petra LAHTI	FIN	97.28
12	Ruotang LI	CHN	94.89
13	Heesue HAN	KOR	94.58
14	Elizabeth NOU	EST	88.56
15	Rose THEROUX	CAN	85.35
16	Eugenia SEKULOVSKI	SUI	83.93
17	Tsz Ching CHAN	HKG	76.38
18	Cecilia DONOHUE	ARG	73.91
19	Josefin BROVALL	SWE	73.82
20	Gabriella GRINBERG	ISR	73.61
21	Michaela VRASTAKOVA	CZE	73.40
22	Stefania YAKOVLEVA	CYP	71.84
23	Regina GARCIA DE LEON SAAB	MEX	70.64
24	Julia VAN DIJK	NED	66.85
25	Hayden Isabel BALUCATING	PHI	66.24
26	Vianna Shen-Rou LINKE	SGP	62.28
27	Michelle Edgina AXILLE	INA	61.56
28	Sofiya FARAFONOVA	KAZ	59.38
29	Cara TANG	NZL	58.95
30	Elena Catherine MILLS	BRA	55.41
31	Milana MOZEIKO	FRA	55.38
32	Misheel OTGONBAATAR	MGL	53.99
33	Elisa WESTERHOF	UAE	50.18
34	Sueanne Sze Ern LAM	MAS	48.13
35	Huong Dieu LE	VIE	38.51

Jung Sue LEE ISU
Referee

Magdalena RUSIECKA ISU
Technical Controller



JUNIOR WOMEN FREE SKATING JUDGES DETAILS PER SKATER

Rank	Name	Nation	Starting Number	Total Segment Score	Total Element Score	Total Program Component Score (factored)	Total Deductions
1	Mao SHIMADA	JPN	33	140.08	76.33	64.75	-1.00

#	Executed Elements	Info	Base Value	GOE	J1	J2	J3	J4	J5	J6	J7	J8	J9	Ref Scores of Panel	
1	3A		8.00	1.37	2	2	2	1	2	2	2	0	1	9.37	
2	4T<<	<< F	4.20	-2.10	-5	-5	-5	-5	-5	-5	-5	-5	-5	2.10	
3	3Lz+3T		10.10	1.35	3	3	3	1	2	1	3	2	2	11.45	
4	FCCoSp4		3.50	0.80	3	3	2	1	2	3	3	2	1	4.30	
5	3F+2A+SEQ		8.60	0.91	1	3	3	1	1	2	2	2	1	9.51	
6	3S+3T+2T		10.78	X 0.98	3	2	3	1	2	3	2	2	2	11.76	
7	3Lo		5.39	X 1.26	3	3	3	2	2	3	3	1	2	6.65	
8	ChSq1		3.00	1.50	5	4	4	3	2	2	2	3	3	4.50	
9	3Lz		6.49	X 1.18	4	3	2	2	1	3	1	2	1	7.67	
10	CCoSp4		3.50	1.70	5	5	5	4	5	5	5	5	4	5.20	
11	LSp4		2.70	1.12	5	4	5	4	4	4	4	4	3	3.82	
			66.26											76.33	
Program Components				Factor											
Composition				2.67	8.00	8.25	8.25	7.75	8.25	8.00	7.25	8.00	7.25		7.93
Presentation				2.67	8.50	8.50	8.00	7.75	8.00	8.50	7.50	8.25	7.25		8.07
Skating Skills				2.67	8.25	8.25	8.50	8.25	8.50	8.25	8.00	8.25	7.50		8.25
Judges Total Program Components Score (factored)														64.75	

Deductions:	Falls: -1.00	-1.00
--------------------	--------------	--------------

<<=Downgraded jump X=Credit highlight distribution, base value multiplied by 1.1

Rank	Name	Nation	Starting Number	Total Segment Score	Total Element Score	Total Program Component Score (factored)	Total Deductions
2	Yo TAKAGI	JPN	34	124.73	63.79	60.94	0.00

#	Executed Elements	Info	Base Value	GOE	J1	J2	J3	J4	J5	J6	J7	J8	J9	Ref Scores of Panel	
1	3Lz+2T		7.20	0.42	0	1	1	0	1	1	1	2	0	7.62	
2	2A+3T		7.50	0.90	2	2	2	1	2	2	3	3	2	8.40	
3	3F		5.30	1.06	2	2	2	2	2	2	2	2	2	6.36	
4	FSSp4		3.00	0.69	3	3	3	2	2	2	2	2	2	3.69	
5	3S		4.30	0.55	1	3	1	2	1	2	1	1	1	4.85	
6	3Lz		6.49	X -1.10	-2	-2	-2	-1	-3	-2	-2	-2	-1	5.39	
7	FCCoSp3		3.00	0.69	3	3	2	2	2	2	3	2	2	3.69	
8	3Lo		5.39	X 0.98	2	2	2	2	2	2	1	2	2	6.37	
9	ChSq1		3.00	1.43	4	4	3	2	2	3	3	2	3	4.43	
10	3T+2A+SEQ		8.25	X 0.54	2	1	1	1	1	2	1	2	0	8.79	
11	CCoSp4		3.50	0.70	2	2	2	2	2	3	2	2	2	4.20	
			56.93											63.79	
Program Components				Factor											
Composition				2.67	7.50	7.50	7.50	7.25	7.25	7.75	7.75	7.50	7.25		7.46
Presentation				2.67	7.75	7.75	7.75	7.75	7.50	8.25	8.00	7.25	7.00		7.68
Skating Skills				2.67	7.75	7.50	7.75	7.50	7.25	8.00	8.00	8.00	7.00		7.68
Judges Total Program Components Score (factored)														60.94	

Deductions:		0.00
--------------------	--	-------------

X=Credit highlight distribution, base value multiplied by 1.1



JUNIOR WOMEN FREE SKATING JUDGES DETAILS PER SKATER

Rank	Name	Nation	Starting Number	Total Segment Score	Total Element Score	Total Program Component Score (factored)	Total Deductions
3	Yu-Feng TSAI	TPE	32	117.30	59.31	57.99	0.00

#	Executed Elements	Info	Base Value	GOE	J1	J2	J3	J4	J5	J6	J7	J8	J9	Ref Scores of Panel	
1	3Lz! ⁺ 2T	!	7.20	-0.17	0	-1	0	-1	-1	0	1	0	0	7.03	
2	2A		3.30	0.61	2	1	2	1	2	2	2	2	2	3.91	
3	FCCoSp4		3.50	0.70	3	2	2	2	2	1	2	2	2	4.20	
4	3Fq+2A+SEQ	q	8.60	-0.45	0	-1	-1	-2	-1	-1	-1	0	-1	8.15	
5	3Tq	q	4.20	-0.60	-1	-2	-2	-1	-2	-1	-2	-1	-1	3.60	
6	3Lz		6.49	X 0.42	0	1	1	1	1	0	2	1	0	6.91	
7	3S+2T+2Lo		8.03	X 0.18	-1	0	1	0	1	0	0	1	1	8.21	
8	ChSq1		3.00	1.43	3	3	3	3	2	2	3	4	3	4.43	
9	3S		4.73	X 0.55	2	0	1	1	1	2	1	2	1	5.28	
10	FCSp3		2.80	0.44	2	1	1	2	1	2	2	2	1	3.24	
11	CCoSp4		3.50	0.85	3	2	2	2	3	3	2	4	2	4.35	
			55.35											59.31	
Program Components				Factor											
Composition				2.67	7.25	7.25	7.00	7.25	7.25	7.00	7.00	7.25	7.25		7.18
Presentation				2.67	7.50	7.25	7.25	7.50	7.50	7.50	7.50	7.50	6.75		7.43
Skating Skills				2.67	6.75	7.25	6.75	7.50	7.25	7.50	7.25	7.00	6.75		7.11
Judges Total Program Components Score (factored)														57.99	

Deductions:

0.00

X=Credit highlight distribution, base value multiplied by 1.1 !=Not clear edge q=jump landed on the quarter

Rank	Name	Nation	Starting Number	Total Segment Score	Total Element Score	Total Program Component Score (factored)	Total Deductions
4	Hana BATH	AUS	29	113.94	61.27	53.67	-1.00

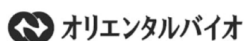
#	Executed Elements	Info	Base Value	GOE	J1	J2	J3	J4	J5	J6	J7	J8	J9	Ref Scores of Panel	
1	3Lo		4.90	0.84	3	1	2	1	1	2	2	2	2	5.74	
2	2A		3.30	0.80	4	2	3	2	3	2	3	2	2	4.10	
3	3Lz+3T		10.10	0.84	3	1	2	1	0	2	1	2	1	10.94	
4	2A		3.30	0.61	3	1	2	2	2	2	2	2	1	3.91	
5	CCoSp4		3.50	0.30	2	1	0	1	0	2	2	0	0	3.80	
6	ChSq1		3.00	1.14	3	2	2	1	3	3	2	3	1	4.14	
7	3Lz+1Eu+3S		11.77	X 0.76	2	1	1	1	2	2	1	0	1	12.53	
8	3Lo+REP	F	3.77	X -2.45	-5	-5	-5	-5	-5	-5	-5	-5	-5	1.32	
9	3F+2T		7.26	X 0.23	0	0	0	1	1	1	1	0	0	7.49	
10	FCSp3		2.80	0.40	2	1	1	1	2	2	2	1	0	3.20	
11	FCCoSp4		3.50	0.60	2	2	1	2	1	3	2	2	1	4.10	
			57.20											61.27	
Program Components				Factor											
Composition				2.67	6.75	6.75	7.00	6.75	6.50	6.75	6.75	6.25	6.25		6.64
Presentation				2.67	6.50	6.75	6.75	6.75	6.75	7.25	6.75	6.75	5.75		6.71
Skating Skills				2.67	6.75	7.00	7.00	7.00	6.50	7.25	6.50	6.50	5.75		6.75
Judges Total Program Components Score (factored)														53.67	

Deductions:

Falls: -1.00

-1.00

X=Credit highlight distribution, base value multiplied by 1.1 REP=Jump repetition





JUNIOR WOMEN FREE SKATING JUDGES DETAILS PER SKATER

Rank	Name	Nation	Starting Number	Total Segment Score	Total Element Score	Total Program Component Score (factored)	Total Deductions
5	Ikura KUSHIDA	JPN	35	113.30	54.89	59.41	-1.00

#	Executed Elements	Info	Base Value	GOE	J1	J2	J3	J4	J5	J6	J7	J8	J9	Ref Scores of Panel	
1	3Lz!	!	5.90	-2.44	-3	-4	-4	-5	-3	-4	-5	-5	-4	3.46	
2	3S+3T<	<	7.66	-0.80	-2	-2	-2	-2	-1	-2	-2	0	-2	6.86	
3	FCCoSp4		3.50	0.35	3	2	2	1	0	0	1	0	1	3.85	
4	2A+3T<<	<< F	4.60	-1.65	-5	-5	-5	-5	-5	-5	-5	-5	-5	2.95	
5	2A		3.30	0.28	1	1	1	0	0	2	1	1	1	3.58	
6	CCoSp4		3.50	0.50	1	2	2	1	2	1	1	2	1	4.00	
7	3Lo		5.39	X 0.70	1	2	2	1	1	1	1	2	2	6.09	
8	3Lz!+2T+2Lo	!	9.79	X -0.51	-1	-1	0	-2	-1	-1	-1	0	-1	9.28	
9	3F		5.83	X 0.91	2	2	2	1	1	1	2	2	2	6.74	
10	ChSq1		3.00	1.57	5	2	4	3	3	2	3	4	3	4.57	
11	LSp4		2.70	0.81	3	4	3	3	2	3	4	3	1	3.51	
			55.17											54.89	
Program Components				Factor											
Composition				2.67	7.75	7.25	7.75	7.50	7.50	7.25	7.25	7.25	7.25	7.25	7.39
Presentation				2.67	7.50	7.00	7.75	8.00	7.50	7.25	7.25	8.00	7.25	7.25	7.50
Skating Skills				2.67	7.50	7.50	7.75	7.50	7.25	7.00	7.25	7.50	7.00	7.00	7.36
Judges Total Program Components Score (factored)														59.41	

Deductions: Falls: -1.00 -1.00

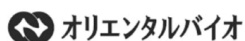
<=Under-rotated jump <<=Downgraded jump X=Credit highlight distribution, base value multiplied by 1.1 !=Not clear edge

Rank	Name	Nation	Starting Number	Total Segment Score	Total Element Score	Total Program Component Score (factored)	Total Deductions
6	Jeongyul HWANG	KOR	30	111.33	58.00	54.33	-1.00

#	Executed Elements	Info	Base Value	GOE	J1	J2	J3	J4	J5	J6	J7	J8	J9	Ref Scores of Panel	
1	3Tq	q F	4.20	-2.10	-5	-5	-5	-5	-5	-5	-5	-5	-5	2.10	
2	3Lz+2T+2Lo		8.90	0.08	2	0	0	0	1	0	0	0	0	8.98	
3	2A+3T		7.50	0.36	1	1	1	1	2	0	1	1	0	7.86	
4	3Lo		4.90	0.56	1	2	2	1	2	-1	1	1	0	5.46	
5	FCCoSp4		3.50	0.60	2	2	2	1	2	1	2	2	1	4.10	
6	3Lz<	<	5.19	X -0.87	-3	-1	-2	-2	0	-2	-2	-2	-2	4.32	
7	3F!+2Aq+SEQ	!	9.46	X -1.44	-3	-1	-3	-4	-1	-3	-3	-3	-3	8.02	
8	3S		4.73	X 0.49	2	1	1	1	2	1	1	1	1	5.22	
9	ChSq1		3.00	1.00	2	2	2	2	2	2	1	2	2	4.00	
10	FCSp4		3.20	0.64	2	2	1	2	2	2	2	2	2	3.84	
11	CCoSp4		3.50	0.60	0	2	1	2	2	2	2	1	2	4.10	
			58.08											58.00	
Program Components				Factor											
Composition				2.67	6.75	7.25	7.25	7.00	6.75	7.25	7.00	6.50	6.50	6.50	6.93
Presentation				2.67	6.00	7.00	6.75	6.50	6.50	6.75	6.50	6.25	5.25	6.25	6.46
Skating Skills				2.67	6.50	7.25	7.00	7.25	6.75	7.00	7.00	7.00	6.75	6.75	6.96
Judges Total Program Components Score (factored)														54.33	

Deductions: Falls: -1.00 -1.00

<=Under-rotated jump X=Credit highlight distribution, base value multiplied by 1.1 !=Not clear edge q=jump landed on the quarter





JUNIOR WOMEN FREE SKATING JUDGES DETAILS PER SKATER

Rank	Name	Nation	Starting Number	Total Segment Score	Total Element Score	Total Program Component Score (factored)	Total Deductions
7	Ruichen TONG	CHN	31	108.78	55.25	54.53	-1.00

#	Executed Elements	Info	Base Value	GOE	J1	J2	J3	J4	J5	J6	J7	J8	J9	Ref Scores of Panel	
1	3Lz+2T		7.20	0.67	1	2	1	1	1	0	1	2	1	7.87	
2	2A		3.30	0.47	1	1	1	1	2	2	1	2	3	3.77	
3	3S		4.30	0.61	1	2	2	1	1	2	1	0	2	4.91	
4	2A		3.30	0.38	0	1	1	1	1	2	1	1	2	3.68	
5	FCCoSp4		3.50	0.75	2	3	2	2	3	2	1	1	3	4.25	
6	3Lzq	q	6.49	X -1.18	-2	-2	-2	-2	-2	-2	-2	-2	-2	5.31	
7	3T+2T		6.05	X 0.00	-1	0	1	0	0	0	0	-1	1	6.05	
8	FCSp4		3.20	0.64	2	1	2	2	2	2	2	2	2	3.84	
9	ChSq1		3.00	1.14	3	2	2	2	2	2	2	3	3	4.14	
10	3S+1Eu+2F		7.26	X -0.18	-2	0	0	-1	0	0	0	-2	0	7.08	
11	CCoSp4		3.50	0.85	2	2	1	2	2	3	3	3	3	4.35	
				51.10										55.25	
Program Components				Factor											
Composition				2.67	6.25	7.00	7.00	7.00	6.75	7.00	6.50	7.00	7.00		6.89
Presentation				2.67	6.50	7.25	7.00	7.25	6.75	7.25	6.75	6.75	6.50		6.89
Skating Skills				2.67	6.00	6.75	6.50	7.00	6.50	7.25	6.50	6.50	6.75		6.64
Judges Total Program Components Score (factored)														54.53	

Deductions:	Time violation: -1.00	-1.00
--------------------	-----------------------	--------------

X=Credit highlight distribution, base value multiplied by 1.1 q=jump landed on the quarter

Rank	Name	Nation	Starting Number	Total Segment Score	Total Element Score	Total Program Component Score (factored)	Total Deductions
8	Mia KALIN	USA	26	106.23	57.32	50.91	-2.00

#	Executed Elements	Info	Base Value	GOE	J1	J2	J3	J4	J5	J6	J7	J8	J9	Ref Scores of Panel	
1	4T<	< F	7.60	-3.80	-5	-5	-5	-5	-5	-5	-5	-5	-5	3.80	
2	4S<<	<< F	4.30	-2.15	-5	-5	-5	-5	-5	-5	-5	-5	-5	2.15	
3	2A		3.30	0.57	2	2	2	2	2	2	1	1	1	3.87	
4	3Lo		4.90	0.77	2	2	1	1	1	2	2	1	2	5.67	
5	FCSp4		3.20	0.50	2	1	1	2	2	2	1	1	2	3.70	
6	ChSq1		3.00	0.57	2	0	1	1	1	1	1	2	1	3.57	
7	3F+2A+SEQ		9.46	X 0.45	1	1	0	1	1	-1	1	1	1	9.91	
8	3Lz+2T		7.92	X 0.00	0	0	0	0	0	0	0	1	0	7.92	
9	3F<+1Eu+3S	<	9.94	X -0.68	-1	-1	-2	-2	-1	-2	-1	-2	-2	9.26	
10	CCoSp4		3.50	0.50	1	1	1	1	2	2	2	2	1	4.00	
11	LSp4		2.70	0.77	3	3	3	2	3	3	3	3	2	3.47	
				59.82										57.32	
Program Components				Factor											
Composition				2.67	6.25	6.00	6.00	6.25	6.50	6.50	7.00	5.75	6.50		6.29
Presentation				2.67	6.00	6.00	6.00	6.25	6.50	6.75	6.00	6.50	6.25		6.21
Skating Skills				2.67	5.75	6.25	6.25	7.00	6.75	6.75	6.75	6.50	6.75		6.57
Judges Total Program Components Score (factored)														50.91	

Deductions:	Falls: -2.00	-2.00
--------------------	--------------	--------------

<=Under-rotated jump <<=Downgraded jump X=Credit highlight distribution, base value multiplied by 1.1



JUNIOR WOMEN FREE SKATING JUDGES DETAILS PER SKATER

Rank	Name	Nation	Starting Number	Total Segment Score	Total Element Score	Total Program Component Score (factored)	Total Deductions
9	Olivia BACSA	SUI	12	100.72	56.41	45.31	-1.00

#	Executed Elements	Info	Base Value	GOE	J1	J2	J3	J4	J5	J6	J7	J8	J9	Ref Scores of Panel
1	3T+3T<	< F	7.56	-2.10	-5	-5	-5	-5	-5	-5	-5	-4	-5	5.46
2	3F+2A+SEQ		8.60	0.53	1	0	1	1	1	1	1	1	1	9.13
3	3Lzq	q	5.90	-0.67	-1	-1	-1	-2	-1	-1	-2	-1	-1	5.23
4	3Lo		4.90	0.56	2	0	1	1	1	1	2	1	1	5.46
5	FCSp4		3.20	0.59	4	1	2	1	2	2	2	2	2	3.79
6	3Lz+2T		7.92	X -0.25	-1	0	0	0	0	-2	0	-1	-1	7.67
7	3Sq	q	4.73	X -0.55	-1	-1	-1	-1	-1	-2	-2	-2	-1	4.18
8	2A		3.63	X 0.24	1	1	1	1	1	-1	1	0	0	3.87
9	CCoSp4		3.50	0.70	3	1	2	2	2	2	2	2	2	4.20
10	ChSq1		3.00	0.86	4	1	1	2	2	1	2	2	2	3.86
11	FCCoSp3		3.00	0.56	3	2	2	2	2	1	1	2	2	3.56
			55.94											56.41
Program Components				Factor										
Composition				2.67	6.25	5.25	5.50	6.00	5.75	5.50	5.25	6.00	5.25	5.61
Presentation				2.67	6.00	5.50	5.00	6.25	5.50	5.50	5.50	6.50	5.00	5.61
Skating Skills				2.67	6.75	5.25	5.75	5.75	5.50	5.75	5.75	6.00	5.75	5.75
Judges Total Program Components Score (factored)														45.31

Deductions: Falls: -1.00 **-1.00**

<=Under-rotated jump X=Credit highlight distribution, base value multiplied by 1.1 q=jump landed on the quarter

Rank	Name	Nation	Starting Number	Total Segment Score	Total Element Score	Total Program Component Score (factored)	Total Deductions
10	Phattaratida KANESHIGE	THA	16	100.68	55.00	45.68	0.00

#	Executed Elements	Info	Base Value	GOE	J1	J2	J3	J4	J5	J6	J7	J8	J9	Ref Scores of Panel
1	3Lz+2T		7.20	0.34	1	0	0	0	1	0	1	1	1	7.54
2	2A		3.30	0.61	3	1	2	1	2	2	2	1	3	3.91
3	3F		5.30	0.76	1	1	1	2	2	2	3	1	0	6.06
4	3S		4.30	0.43	1	0	1	1	1	2	1	0	2	4.73
5	LSp4		2.70	0.54	4	0	1	1	2	3	3	2	2	3.24
6	FSSp4		3.00	0.30	3	1	0	0	1	1	1	2	1	3.30
7	3Lz		6.49	X 0.17	0	0	0	0	0	0	1	1	1	6.66
8	3Lo+2T		6.82	X -0.77	-1	-2	-1	-2	-2	-2	-1	-3	-1	6.05
9	ChSq1		3.00	0.43	3	0	1	0	2	0	0	1	2	3.43
10	2A+3T<	<	7.33	X -1.10	-3	-2	-4	-5	-4	-3	-4	-2	-3	6.23
11	CCoSp4		3.50	0.35	2	1	0	0	1	1	1	2	1	3.85
			52.94											55.00
Program Components				Factor										
Composition				2.67	6.50	6.00	5.00	6.00	5.50	5.50	5.25	4.25	5.75	5.57
Presentation				2.67	6.50	6.25	5.00	5.50	5.75	5.75	5.25	4.75	5.25	5.54
Skating Skills				2.67	6.75	6.00	5.50	6.25	5.75	6.25	5.75	5.50	6.50	6.00
Judges Total Program Components Score (factored)														45.68

Deductions: **0.00**

<=Under-rotated jump X=Credit highlight distribution, base value multiplied by 1.1



JUNIOR WOMEN FREE SKATING JUDGES DETAILS PER SKATER

Rank	Name	Nation	Starting Number	Total Segment Score	Total Element Score	Total Program Component Score (factored)	Total Deductions
11	Petra LAHTI	FIN	27	97.28	47.70	49.58	0.00

#	Executed Elements	Info	Base Value	GOE	J1	J2	J3	J4	J5	J6	J7	J8	J9	Ref Scores of Panel
1	3S+3T		8.50	0.18	1	-1	0	-1	1	1	1	1	0	8.68
2	3Lze+1Eu+2S	e	6.52	-1.08	-2	-2	-3	-3	-2	-2	-3	-2	-2	5.44
3	2A<	<	2.64	-0.57	-2	-2	-3	-2	-1	-2	-3	-1	-3	2.07
4	3F		5.30	0.00	-1	0	0	0	0	0	0	0	0	5.30
5	LSp3		2.40	0.14	-1	0	1	0	0	1	1	1	1	2.54
6	3Lo+2T		6.82	X 0.07	1	0	0	0	0	-1	1	0	0	6.89
7	3Loq	q	5.39	X -0.91	-1	-2	-2	-2	-1	-2	-2	-2	-2	4.48
8	FCSp4		3.20	0.32	1	1	1	1	1	0	1	1	1	3.52
9	ChSq1		3.00	0.79	1	0	2	1	2	1	2	2	2	3.79
10	2S		1.43	X -0.09	-1	-1	-1	-1	0	0	-1	0	-1	1.34
11	CCoSp4		3.50	0.15	-1	0	0	1	0	1	1	1	0	3.65
			48.70											47.70
Program Components				Factor										
Composition				2.67	5.25	5.50	6.75	6.50	6.25	6.75	6.50	5.50	6.25	6.18
Presentation				2.67	5.25	5.25	6.50	6.75	6.00	7.25	6.75	5.75	6.00	6.14
Skating Skills				2.67	5.50	5.75	6.50	6.50	6.25	7.00	6.75	5.75	6.25	6.25
Judges Total Program Components Score (factored)														49.58

Deductions:

0.00

<=Under-rotated jump X=Credit highlight distribution, base value multiplied by 1.1 e=Wrong edge q=jump landed on the quarter

Rank	Name	Nation	Starting Number	Total Segment Score	Total Element Score	Total Program Component Score (factored)	Total Deductions
12	Ruotang LI	CHN	25	94.89	49.65	47.24	-2.00

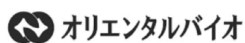
#	Executed Elements	Info	Base Value	GOE	J1	J2	J3	J4	J5	J6	J7	J8	J9	Ref Scores of Panel
1	3Lz+2T		7.20	0.59	1	1	1	1	0	1	2	1	1	7.79
2	3F!<	!	4.24	-1.58	-4	-4	-4	-5	-3	-3	-3	-4	-4	2.66
3	3Lo		4.90	0.00	0	0	0	1	0	0	0	0	0	4.90
4	3S<+2T	<	4.74	-0.69	-2	-2	-2	-2	-2	-2	-3	-2	-2	4.05
5	FCCoSp4		3.50	0.30	2	1	1	0	0	0	1	2	1	3.80
6	ChSq1		3.00	0.57	1	1	2	1	1	0	1	1	2	3.57
7	3Lz	F	6.49	X -2.95	-5	-5	-5	-5	-5	-5	-5	-5	-5	3.54
8	3S<	< F	3.78	X -1.72	-5	-5	-5	-5	-5	-5	-5	-5	-5	2.06
9	3T+2Aq+2A<+SEQ	<	11.15	X -1.50	-4	-4	-4	-5	-3	-3	-3	-3	-4	9.65
10	FCSp4		3.20	0.23	0	1	1	1	1	1	1	1	0	3.43
11	CCoSp4		3.50	0.70	3	2	1	2	1	1	2	3	3	4.20
			55.70											49.65
Program Components				Factor										
Composition				2.67	5.25	6.50	6.00	6.25	5.50	6.00	5.75	4.75	6.25	5.86
Presentation				2.67	5.50	6.00	5.75	6.00	5.50	6.00	6.00	5.50	5.75	5.79
Skating Skills				2.67	5.50	6.50	5.75	6.50	5.75	6.25	6.00	5.75	6.25	6.04
Judges Total Program Components Score (factored)														47.24

Deductions:

Falls: -2.00

-2.00

<=Under-rotated jump X=Credit highlight distribution, base value multiplied by 1.1 !=Not clear edge





JUNIOR WOMEN FREE SKATING JUDGES DETAILS PER SKATER

Rank	Name	Nation	Starting Number	Total Segment Score	Total Element Score	Total Program Component Score (factored)	Total Deductions
13	Heesue HAN	KOR	22	94.58	48.22	48.36	-2.00

#	Executed Elements	Info	Base Value	GOE	J1	J2	J3	J4	J5	J6	J7	J8	J9	Ref Scores of Panel	
1	3F	F	5.30	-2.65	-5	-4	-5	-5	-5	-5	-5	-5	-5	2.65	
2	3Lz+2T+2Lo		8.90	0.51	0	1	1	0	1	2	2	0	1	9.41	
3	2A		3.30	0.52	1	2	1	1	2	3	2	1	2	3.82	
4	3Lz<	< F	4.72	-2.36	-5	-5	-5	-5	-5	-5	-5	-5	-5	2.36	
5	FCCoSp4		3.50	0.80	3	3	2	2	3	2	1	2	2	4.30	
6	3Loq+2A<+SEQ	<	8.29	X -1.82	-4	-4	-4	-5	-3	-3	-4	-4	-3	6.47	
7	3F<+3T<<	<<	6.09	X -2.06	-4	-5	-5	-5	-5	-4	-5	-5	-5	4.03	
8	3S<	<	3.78	X -0.64	-2	-2	-1	-2	-1	-2	-2	-2	-2	3.14	
9	ChSq1		3.00	1.07	3	1	3	2	2	2	2	2	2	4.07	
10	FCSp3		2.80	0.52	2	2	2	1	2	2	2	1	2	3.32	
11	CCoSp4		3.50	1.15	4	3	4	2	4	2	4	3	3	4.65	
			53.18											48.22	
Program Components				Factor											
Composition				2.67	6.25	6.50	6.50	6.50	6.75	5.25	5.75	4.75	5.75		6.07
Presentation				2.67	5.00	6.75	6.25	5.50	6.50	5.75	5.50	5.25	5.75		5.79
Skating Skills				2.67	6.50	6.50	6.75	6.00	6.75	6.00	5.75	5.75	6.25		6.25
Judges Total Program Components Score (factored)														48.36	

Deductions: Falls: -2.00 **-2.00**

<=Under-rotated jump <<=Downgraded jump X=Credit highlight distribution, base value multiplied by 1.1

Rank	Name	Nation	Starting Number	Total Segment Score	Total Element Score	Total Program Component Score (factored)	Total Deductions
14	Elizabeth NOU	EST	19	88.56	45.72	43.84	-1.00

#	Executed Elements	Info	Base Value	GOE	J1	J2	J3	J4	J5	J6	J7	J8	J9	Ref Scores of Panel	
1	2A+1Eu+3Sq	q	8.10	-0.80	-1	-2	-2	-2	-1	-3	-3	-1	-2	7.30	
2	3Lz+2T		7.20	0.17	0	0	1	0	0	0	0	1	1	7.37	
3	3F<	< F	4.24	-2.12	-5	-5	-5	-5	-5	-5	-5	-5	-5	2.12	
4	FSSp3		2.60	0.00	1	1	0	0	0	0	-1	-2	0	2.60	
5	3T+2T		5.50	0.30	-1	1	1	0	0	1	1	1	1	5.80	
6	3T		4.62	X 0.00	0	0	0	0	0	-1	0	1	0	4.62	
7	3Lz<	<	5.19	X -1.62	-4	-4	-3	-3	-4	-3	-4	-3	-3	3.57	
8	CCoSp2		2.50	-0.39	-3	0	-1	-2	-1	-2	-2	-2	-1	2.11	
9	ChSq1		3.00	0.36	1	1	0	1	1	1	0	1	0	3.36	
10	2A		3.63	X 0.19	0	1	0	1	1	-1	0	1	1	3.82	
11	LSp4		2.70	0.35	1	2	1	1	1	0	1	2	2	3.05	
			49.28											45.72	
Program Components				Factor											
Composition				2.67	5.50	5.50	5.00	5.75	5.25	5.50	6.00	4.75	5.25		5.39
Presentation				2.67	5.25	5.75	5.25	6.00	5.25	5.75	6.00	5.00	4.50		5.46
Skating Skills				2.67	5.50	5.75	5.50	6.00	5.25	5.50	6.25	5.50	5.25		5.57
Judges Total Program Components Score (factored)														43.84	

Deductions: Falls: -1.00 **-1.00**

<=Under-rotated jump X=Credit highlight distribution, base value multiplied by 1.1 q=jump landed on the quarter



JUNIOR WOMEN FREE SKATING JUDGES DETAILS PER SKATER

Rank	Name	Nation	Starting Number	Total Segment Score	Total Element Score	Total Program Component Score (factored)	Total Deductions
15	Rose THEROUX	CAN	28	85.35	38.44	48.91	-2.00

#	Executed Elements	Info	Base Value	GOE	J1	J2	J3	J4	J5	J6	J7	J8	J9	Ref Scores of Panel	
1	3F		5.30	0.15	-2	0	0	0	0	1	0	1	1	5.45	
2	3Lzq	q F	5.90	-2.95	-5	-5	-5	-5	-5	-5	-5	-5	-5	2.95	
3	2Lo		1.70	0.00	-1	0	0	0	0	1	0	0	0	1.70	
4	2Aq+1T	q	3.70	-0.66	-2	-2	-2	-3	-1	-2	-2	-2	-2	3.04	
5	CCoSp4V		2.63	0.34	1	1	1	1	2	0	1	3	2	2.97	
6	3S+2A+SEQ		8.36	X 0.18	-1	1	0	1	0	0	0	1	1	8.54	
7	1Lz		0.66	X -0.23	-4	-4	-3	-4	-5	-4	-3	-5	-2	0.43	
8	3Sq	q F	4.73	X -2.15	-5	-5	-5	-5	-5	-5	-5	-5	-5	2.58	
9	FSSp4		3.00	0.13	2	1	0	-1	0	-1	1	1	1	3.13	
10	ChSq1		3.00	1.14	3	2	2	2	3	2	2	3	2	4.14	
11	FCCoSp3		3.00	0.51	2	2	1	2	1	2	2	3	1	3.51	
			41.98											38.44	
Program Components				Factor											
Composition				2.67	6.00	6.25	6.50	6.25	6.25	6.75	5.75	5.75	6.75	6.25	6.25
Presentation				2.67	5.00	6.00	6.25	5.50	5.75	7.00	5.75	6.00	6.25	6.25	5.93
Skating Skills				2.67	5.25	5.75	6.50	5.75	6.00	6.50	6.00	6.50	6.50	6.50	6.14
Judges Total Program Components Score (factored)														48.91	

Deductions: Falls: -2.00 **-2.00**

X=Credit highlight distribution, base value multiplied by 1.1 q=jump landed on the quarter

Rank	Name	Nation	Starting Number	Total Segment Score	Total Element Score	Total Program Component Score (factored)	Total Deductions
16	Eugenia SEKULOVSKI	SUI	24	83.93	44.16	41.77	-2.00

#	Executed Elements	Info	Base Value	GOE	J1	J2	J3	J4	J5	J6	J7	J8	J9	Ref Scores of Panel	
1	3Lz+2T		7.20	0.51	1	1	0	1	1	1	1	1	0	7.71	
2	3Fq	q	5.30	-2.42	-4	-4	-5	-5	-5	-4	-5	-5	-4	2.88	
3	3Lz		5.90	-0.42	-2	0	0	-1	-1	0	0	-2	-1	5.48	
4	2A		3.30	0.28	1	1	0	1	1	1	1	0	1	3.58	
5	FSSp4		3.00	0.30	1	0	0	1	1	2	2	1	1	3.30	
6	3S	F	4.73	X -2.15	-5	-5	-5	-5	-5	-5	-5	-5	-5	2.58	
7	3T+2A<+2T+SEQ	<	8.95	X -1.26	-3	-3	-3	-3	-2	-3	-3	-3	-3	7.69	
8	3T<	< F	3.70	X -1.68	-5	-5	-5	-5	-5	-5	-5	-5	-5	2.02	
9	FCCoSp3		3.00	-0.04	-1	0	0	-1	0	1	1	-2	0	2.96	
10	ChSq1		3.00	-0.21	1	0	0	-1	1	-1	-1	-1	-1	2.79	
11	CCoSp3		3.00	0.17	-1	1	0	0	0	1	1	1	1	3.17	
			51.08											44.16	
Program Components				Factor											
Composition				2.67	4.75	5.50	5.25	5.75	5.50	5.50	5.25	3.50	5.00	5.00	5.25
Presentation				2.67	4.50	5.00	4.75	5.50	5.25	5.25	5.00	3.75	4.50	4.50	4.89
Skating Skills				2.67	5.75	6.00	5.00	5.75	5.50	5.75	5.50	4.25	5.25	5.25	5.50
Judges Total Program Components Score (factored)														41.77	

Deductions: Falls: -2.00 **-2.00**

<=Under-rotated jump X=Credit highlight distribution, base value multiplied by 1.1 q=jump landed on the quarter



JUNIOR WOMEN FREE SKATING JUDGES DETAILS PER SKATER

Rank	Name	Nation	Starting Number	Total Segment Score	Total Element Score	Total Program Component Score (factored)	Total Deductions
17	Tsz Ching CHAN	HKG	7	76.38	42.07	34.31	0.00

#	Executed Elements	Info	Base Value	GOE	J1	J2	J3	J4	J5	J6	J7	J8	J9	Ref Scores of Panel
1	3Lz<	<	4.72	-1.01	-2	-2	-2	-2	-2	-3	-1	-3	-2	3.71
2	3Lo<	<	3.92	-0.78	-3	-2	-2	-2	-2	-2	-2	-2	-2	3.14
3	3F<+2A+SEQ	<	7.54	-0.85	-2	-2	-2	-2	-2	-2	-1	-2	-2	6.69
4	3S		4.30	0.00	0	0	0	0	0	0	1	0	0	4.30
5	FCSSp4		3.00	0.30	1	1	0	1	1	1	2	1	1	3.30
6	ChSq1		3.00	-0.29	-1	0	0	0	0	-1	-1	-1	-1	2.71
7	2A		3.63	X -0.09	-1	0	0	0	0	-1	0	-2	0	3.54
8	3F<+2T	<	6.09	X -0.85	-2	-2	-2	-2	-2	-2	0	-2	-2	5.24
9	3T<	<	3.70	X -0.86	-2	-3	-3	-2	-2	-3	-3	-3	-2	2.84
10	CCoSp4		3.50	-0.10	-1	0	-1	0	0	0	0	0	-1	3.40
11	LSp4		2.70	0.50	2	1	2	2	2	1	2	2	2	3.20
			46.10											42.07
Program Components				Factor										
Composition				2.67	3.50	4.50	4.25	4.75	4.50	4.00	4.25	3.00	4.00	4.14
Presentation				2.67	3.00	5.00	3.50	4.50	4.25	4.50	4.00	4.00	3.75	4.07
Skating Skills				2.67	4.50	4.75	4.50	4.75	4.75	4.75	4.50	4.50	5.25	4.64
Judges Total Program Components Score (factored)														34.31

Deductions: 0.00

<=Under-rotated jump X=Credit highlight distribution, base value multiplied by 1.1

Rank	Name	Nation	Starting Number	Total Segment Score	Total Element Score	Total Program Component Score (factored)	Total Deductions
18	Cecilia DONOHUE	ARG	13	73.91	39.28	36.63	-2.00

#	Executed Elements	Info	Base Value	GOE	J1	J2	J3	J4	J5	J6	J7	J8	J9	Ref Scores of Panel
1	3S+2A+SEQ		7.60	-0.25	0	0	-1	0	0	-2	-1	-1	-1	7.35
2	3Lzq	q F	5.90	-2.95	-5	-5	-5	-5	-5	-5	-5	-5	-5	2.95
3	3Lo<	< F	3.92	-1.96	-5	-5	-5	-5	-5	-5	-5	-5	-5	1.96
4	FCSp2		2.30	0.00	0	0	0	0	0	0	0	0	0	2.30
5	3S		4.30	-0.06	-1	0	0	0	0	-1	0	0	0	4.24
6	2Lz		2.31	X 0.00	0	0	0	0	0	0	0	0	0	2.31
7	2A		3.63	X 0.28	1	0	1	0	1	1	1	1	1	3.91
8	2Lz+2T+2Lo<	<	5.24	X -0.42	-2	-2	-2	-2	-2	-1	-2	-2	-2	4.82
9	ChSq1		3.00	0.29	1	0	0	0	2	0	1	1	1	3.29
10	CCoSp3		3.00	0.30	1	0	1	1	1	1	1	1	1	3.30
11	LSp4		2.70	0.15	0	0	0	0	1	1	1	1	1	2.85
			43.90											39.28
Program Components				Factor										
Composition				2.67	4.75	4.00	4.25	4.75	4.50	4.75	4.50	2.75	4.25	4.43
Presentation				2.67	4.50	4.25	5.00	4.75	4.50	5.00	4.75	3.00	4.00	4.54
Skating Skills				2.67	5.50	4.00	5.00	5.25	4.75	5.00	5.00	3.75	4.25	4.75
Judges Total Program Components Score (factored)														36.63

Deductions: Falls: -2.00

<=Under-rotated jump X=Credit highlight distribution, base value multiplied by 1.1 q=jump landed on the quarter



JUNIOR WOMEN FREE SKATING JUDGES DETAILS PER SKATER

Rank	Name	Nation	Starting Number	Total Segment Score	Total Element Score	Total Program Component Score (factored)	Total Deductions
19	Josefin BROVALL	SWE	23	73.82	36.75	38.07	-1.00

#	Executed Elements	Info	Base Value	GOE	J1	J2	J3	J4	J5	J6	J7	J8	J9	Ref Scores of Panel
1	3F		5.30	0.15	0	0	0	0	0	1	1	2	0	5.45
2	2Lz!	!	2.10	-0.21	-1	-1	-1	-1	-1	-1	0	-1	-1	1.89
3	3T		4.20	-0.72	-2	-2	-1	-2	-2	-2	-1	-3	-1	3.48
4	FCSSp3		2.60	-0.04	-1	0	0	0	0	0	1	-1	0	2.56
5	2A+2T		4.60	-0.14	0	-1	-1	-1	0	0	-1	1	0	4.46
6	3T+2T		6.05	X -0.06	0	0	0	0	1	-2	0	-1	0	5.99
7	2Lze	e F	1.85	X -0.84	-5	-5	-5	-5	-5	-5	-5	-5	-5	1.01
8	LSp3		2.40	0.00	0	0	0	-1	0	1	1	-2	0	2.40
9	2A		3.63	X -0.09	0	-1	-1	-2	0	0	0	0	0	3.54
10	ChSq1		3.00	-0.07	0	0	-1	-1	0	0	0	0	0	2.93
11	CCoSp3		3.00	0.04	-1	0	0	-1	0	0	1	1	1	3.04
			38.73											36.75
Program Components				Factor										
Composition				2.67	4.25	4.50	4.75	4.50	5.25	4.50	5.00	4.00	4.25	4.54
Presentation				2.67	4.00	4.00	4.75	4.75	5.25	5.25	4.75	4.50	4.25	4.61
Skating Skills				2.67	5.00	5.00	5.00	5.25	5.50	5.00	5.50	5.00	4.50	5.11
Judges Total Program Components Score (factored)														38.07

Deductions: Falls: -1.00 -1.00

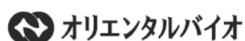
X=Credit highlight distribution, base value multiplied by 1.1 e=Wrong edge !=Not clear edge

Rank	Name	Nation	Starting Number	Total Segment Score	Total Element Score	Total Program Component Score (factored)	Total Deductions
20	Gabriella GRINBERG	ISR	20	73.61	36.52	39.09	-2.00

#	Executed Elements	Info	Base Value	GOE	J1	J2	J3	J4	J5	J6	J7	J8	J9	Ref Scores of Panel
1	3Lz<	< F	4.72	-2.36	-5	-5	-5	-5	-5	-5	-5	-5	-5	2.36
2	3F+2A+2A+SEQ		11.90	0.23	0	0	0	0	1	0	1	1	1	12.13
3	3F<	<	4.24	-0.97	-2	-2	-3	-1	-2	-3	-2	-3	-2	3.27
4	CCoSp4		3.50	0.50	0	2	1	0	2	2	2	2	1	4.00
5	3Lzq+REP	q F	4.13	-2.95	-5	-5	-5	-5	-5	-5	-5	-5	-5	1.18
6	3T<+2T	<	5.13	X -0.77	-2	-2	-3	-2	-2	-2	-3	-3	-2	4.36
7	1Lo		0.55	X -0.21	-4	-4	-4	-4	-5	-4	-4	-5	-3	0.34
8	2S		1.43	X -0.46	-3	-4	-4	-4	-3	-4	-3	-4	-2	0.97
9	ChSq1		3.00	-0.21	-2	0	0	-2	0	0	-1	0	1	2.79
10	FSSp3		2.60	-0.52	-3	0	-2	-2	-3	-2	-3	-1	-1	2.08
11	FCCoSp3		3.00	0.04	-1	0	0	-2	2	1	1	0	0	3.04
			44.20											36.52
Program Components				Factor										
Composition				2.67	4.00	5.00	5.00	4.75	5.75	4.75	4.00	4.25	4.25	4.57
Presentation				2.67	3.50	4.50	5.25	4.75	5.50	4.50	4.25	4.75	4.25	4.61
Skating Skills				2.67	5.50	5.25	6.00	6.25	6.00	4.75	4.50	5.25	5.50	5.46
Judges Total Program Components Score (factored)														39.09

Deductions: Falls: -2.00 -2.00

<=Under-rotated jump X=Credit highlight distribution, base value multiplied by 1.1 REP=Jump repetition q=jump landed on the quarter





JUNIOR WOMEN FREE SKATING JUDGES DETAILS PER SKATER

Rank	Name	Nation	Starting Number	Total Segment Score	Total Element Score	Total Program Component Score (factored)	Total Deductions
21	Michaela VRASTAKOVA	CZE	14	73.40	37.33	36.07	0.00

#	Executed Elements	Info	Base Value	GOE	J1	J2	J3	J4	J5	J6	J7	J8	J9	Ref Scores of Panel	
1	3Lz		5.90	-1.01	-4	-3	-1	-1	-2	-1	-1	-3	-1	4.89	
2	3Lo		4.90	-2.31	-5	-5	-4	-5	-5	-4	-4	-5	-5	2.59	
3	3T		4.20	-0.78	-2	-2	-1	-2	-2	-3	-2	-2	-1	3.42	
4	3S+2A+SEQ		7.60	-0.92	-2	-2	-2	-1	-3	-2	-3	-2	-2	6.68	
5	FCCoSp4		3.50	0.05	-1	0	0	-1	1	0	1	1	0	3.55	
6	ChSq1		3.00	0.00	0	0	0	0	1	0	0	0	0	3.00	
7	3S		4.73	X -1.60	-5	-4	-3	-4	-3	-3	-3	-5	-4	3.13	
8	2T		1.43	X 0.00	-1	0	0	0	0	0	0	0	0	1.43	
9	2A		3.63	X 0.05	-1	0	1	0	0	0	0	0	1	3.68	
10	CCoSp2		2.50	-0.18	-2	0	0	-1	0	-1	-1	-1	-1	2.32	
11	FCSSp3		2.60	0.04	0	0	0	0	1	0	0	1	0	2.64	
			43.99											37.33	
Program Components				Factor											
Composition				2.67	4.25	4.00	4.25	4.50	4.50	4.50	4.50	4.50	4.50	4.50	4.43
Presentation				2.67	4.00	4.00	4.75	4.50	4.50	4.75	4.25	4.00	4.00	4.00	4.29
Skating Skills				2.67	4.25	4.50	5.00	5.00	4.75	5.25	4.75	4.75	4.75	4.75	4.79
Judges Total Program Components Score (factored)														36.07	

Deductions: 0.00

X=Credit highlight distribution, base value multiplied by 1.1

Rank	Name	Nation	Starting Number	Total Segment Score	Total Element Score	Total Program Component Score (factored)	Total Deductions
22	Stefania YAKOVLEVA	CYP	18	71.84	37.10	37.74	-3.00

#	Executed Elements	Info	Base Value	GOE	J1	J2	J3	J4	J5	J6	J7	J8	J9	Ref Scores of Panel	
1	3Lz	F	5.90	-2.95	-5	-5	-5	-5	-5	-5	-5	-5	-5	2.95	
2	3Lz+2A+2A+SEQ		12.50	0.00	0	0	1	0	0	-1	1	-1	0	12.50	
3	3T	F	4.20	-2.10	-5	-5	-5	-5	-5	-5	-5	-5	-5	2.10	
4	3Lo<	< F	3.92	-1.96	-5	-5	-5	-5	-5	-5	-5	-5	-5	1.96	
5	FCSp3		2.80	0.24	1	0	1	1	1	2	1	0	1	3.04	
6	ChSq1		3.00	0.29	0	1	1	-1	1	1	0	0	1	3.29	
7	2S		1.43	X -0.19	-2	-1	-1	-1	0	-1	-3	-3	-1	1.24	
8	3T<+REP	<	2.59	X -1.63	-5	-5	-5	-5	-5	-4	-5	-4	-5	0.96	
9	LSp3		2.40	0.27	0	1	1	0	1	2	2	2	1	2.67	
10	2F+2T		3.41	X -0.15	-1	0	0	-1	-1	-1	-1	-2	-1	3.26	
11	CCoSp3		3.00	0.13	0	1	0	-1	1	0	0	1	1	3.13	
			45.15											37.10	
Program Components				Factor											
Composition				2.67	5.00	4.50	5.50	4.50	4.75	5.25	4.50	4.50	4.25	4.25	4.71
Presentation				2.67	4.50	4.25	5.50	4.75	4.75	5.75	4.50	4.75	4.00	4.00	4.71
Skating Skills				2.67	4.25	5.00	5.00	4.50	5.00	5.50	4.75	4.00	4.50	4.50	4.71
Judges Total Program Components Score (factored)														37.74	

Deductions: Falls: -3.00

<=Under-rotated jump X=Credit highlight distribution, base value multiplied by 1.1



JUNIOR WOMEN FREE SKATING JUDGES DETAILS PER SKATER

Rank	Name	Nation	Starting Number	Total Segment Score	Total Element Score	Total Program Component Score (factored)	Total Deductions
23	Regina GARCIA DE LEON SAAB	MEX	8	70.64	38.08	33.56	-1.00

#	Executed Elements	Info	Base Value	GOE	J1	J2	J3	J4	J5	J6	J7	J8	J9	Ref Scores of Panel
1	2A		3.30	0.05	-1	0	0	0	0	1	0	0	1	3.35
2	3Lze<	e F	3.54	-1.77	-5	-5	-5	-5	-5	-5	-5	-5	-5	1.77
3	3S		4.30	-0.86	-2	-2	-2	-2	-2	-2	-2	-2	-1	3.44
4	3S+2T<<+2Lo	<<	6.40	-1.23	-2	-3	-3	-3	-3	-2	-3	-3	-3	5.17
5	FCCoSp4		3.50	0.50	2	0	2	1	2	1	1	1	2	4.00
6	2Lz+2A+SEQ		5.94	X -0.61	-3	-2	-1	-2	-2	-2	-2	-1	-2	5.33
7	2Lzl+2T	!	3.74	X -0.39	-2	-3	-2	-2	-1	-2	-2	-2	-1	3.35
8	FCSSp3		2.60	0.48	2	0	2	2	2	2	2	2	1	3.08
9	ChSq1		3.00	-0.14	1	-1	0	-1	1	-1	-2	0	0	2.86
10	2F		1.98	X 0.00	0	0	0	0	0	-1	0	0	0	1.98
11	CCoSp4		3.50	0.25	0	0	0	1	1	2	1	1	1	3.75
				41.80										38.08
Program Components				Factor										
Composition				2.67	4.00	3.50	4.50	4.50	5.00	4.25	4.25	3.00	4.75	4.25
Presentation				2.67	3.75	3.50	4.25	4.00	4.75	4.50	4.50	3.50	4.50	4.14
Skating Skills				2.67	3.50	3.75	4.25	4.25	4.75	5.00	4.50	3.75	4.00	4.18
Judges Total Program Components Score (factored)														33.56

Deductions:	Falls: -1.00	-1.00
--------------------	--------------	--------------

<=Under-rotated jump <<=Downgraded jump X=Credit highlight distribution, base value multiplied by 1.1 e=Wrong edge !=Not clear edge

Rank	Name	Nation	Starting Number	Total Segment Score	Total Element Score	Total Program Component Score (factored)	Total Deductions
24	Julia VAN DIJK	NED	21	66.85	32.02	38.83	-4.00

#	Executed Elements	Info	Base Value	GOE	J1	J2	J3	J4	J5	J6	J7	J8	J9	Ref Scores of Panel
1	3F+3T<<	<< F	6.60	-2.65	-5	-5	-5	-5	-5	-5	-5	-5	-5	3.95
2	3Lz<	< F	4.72	-2.36	-5	-5	-5	-5	-5	-5	-5	-5	-5	2.36
3	2A		3.30	0.57	3	1	1	1	2	2	2	2	2	3.87
4	1Lz+2T	F	1.90	-0.65	-5	-5	-5	-5	-5	-5	-5	-5	-5	1.25
5	ChSq1		3.00	-0.07	0	-1	0	0	0	0	0	0	-1	2.93
6	CCoSp3V		2.25	0.13	0	0	0	1	1	2	1	1	0	2.38
7	LSp3		2.40	0.03	-1	0	0	-1	0	0	1	1	1	2.43
8	3F<	< F	4.66	X -2.12	-5	-5	-5	-5	-5	-5	-5	-5	-5	2.54
9	2S+2A+SEQ		5.06	X -1.37	-4	-4	-5	-4	-5	-4	-4	-4	-4	3.69
10	3Lo<	<	4.31	X -1.29	-4	-3	-3	-3	-4	-3	-3	-3	-4	3.02
11	FCCoSp4		3.50	0.10	1	0	0	0	0	1	1	0	0	3.60
				41.70										32.02
Program Components				Factor										
Composition				2.67	5.25	4.50	5.00	4.75	4.75	4.75	4.75	4.25	4.25	4.68
Presentation				2.67	4.75	4.00	4.50	4.75	4.75	5.00	4.50	4.75	4.25	4.61
Skating Skills				2.67	5.75	5.00	5.50	6.00	5.25	5.25	5.00	5.00	4.75	5.25
Judges Total Program Components Score (factored)														38.83

Deductions:	Falls: -4.00	-4.00
--------------------	--------------	--------------

<=Under-rotated jump <<=Downgraded jump X=Credit highlight distribution, base value multiplied by 1.1



JUNIOR WOMEN FREE SKATING JUDGES DETAILS PER SKATER

Rank	Name	Nation	Starting Number	Total Segment Score	Total Element Score	Total Program Component Score (factored)	Total Deductions
25	Hayden Isabel BALUCATING	PHI	11	66.24	34.09	32.15	0.00

#	Executed Elements	Info	Base Value	GOE	J1	J2	J3	J4	J5	J6	J7	J8	J9	Ref Scores of Panel
1	3Sq	q	4.30	-2.15	-5	-5	-5	-5	-5	-5	-5	-5	-5	2.15
2	2A+2T		4.60	0.00	-1	0	0	0	0	0	0	0	0	4.60
3	3T+2T		5.50	-0.84	-3	-2	-1	-3	0	-2	-2	-3	-1	4.66
4	CCoSp2V		1.88	0.00	-1	0	0	0	0	0	0	0	0	1.88
5	FSSp4		3.00	0.04	0	0	0	-2	1	1	1	-1	0	3.04
6	2Lz		2.10	0.00	-1	0	0	1	0	0	0	0	0	2.10
7	2A		3.63	X 0.00	0	0	0	0	0	0	0	0	0	3.63
8	ChSq1		3.00	0.14	0	1	0	1	0	0	0	0	1	3.14
9	2F+1Eu+2S		3.96	X -0.05	-2	0	0	0	0	-1	0	-1	0	3.91
10	2F		1.98	X 0.00	-1	0	0	0	0	0	0	0	0	1.98
11	FCCoSp3		3.00	0.00	0	0	0	0	1	0	0	0	0	3.00
				36.95										34.09
Program Components				Factor										
Composition				2.67	3.75	3.75	4.00	4.75	4.25	4.25	4.00	3.00	4.25	4.04
Presentation				2.67	3.50	4.25	3.75	3.75	4.25	4.50	4.25	2.75	3.50	3.89
Skating Skills				2.67	3.25	4.25	4.00	4.50	4.25	4.50	4.25	3.25	4.25	4.11
Judges Total Program Components Score (factored)														32.15

Deductions:

0.00

X=Credit highlight distribution, base value multiplied by 1.1 q=jump landed on the quarter

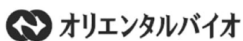
Rank	Name	Nation	Starting Number	Total Segment Score	Total Element Score	Total Program Component Score (factored)	Total Deductions
26	Vianna Shen-Rou LINKE	SGP	10	62.28	31.28	31.00	0.00

#	Executed Elements	Info	Base Value	GOE	J1	J2	J3	J4	J5	J6	J7	J8	J9	Ref Scores of Panel
1	2A+2T		4.60	0.00	0	0	0	0	0	0	0	0	1	4.60
2	3S<	<	3.44	-0.84	-3	-2	-3	-3	-2	-2	-2	-3	-2	2.60
3	2A		3.30	0.00	0	0	0	0	0	0	0	0	0	3.30
4	FCCoSp3		3.00	0.00	1	0	0	0	0	0	0	0	0	3.00
5	2F		1.80	-0.72	-4	-4	-4	-4	-4	-3	-4	-4	-4	1.08
6	2Lz+2T+1A+SEQ		4.95	X 0.00	0	0	0	0	0	1	0	0	0	4.95
7	ChSq1		3.00	-1.14	-3	-3	-1	-2	-1	-2	-3	-3	-2	1.86
8	2Lz+1T		2.75	X 0.00	-1	0	0	0	0	0	0	0	0	2.75
9	2F		1.98	X 0.00	0	0	0	0	0	0	0	0	0	1.98
10	CCoSp3		3.00	0.00	-2	0	0	-1	0	0	0	1	1	3.00
11	SSp3		2.10	0.06	-1	0	0	1	0	1	1	0	0	2.16
				33.92										31.28
Program Components				Factor										
Composition				2.67	3.25	4.50	3.75	4.00	4.00	4.50	3.50	2.75	3.50	3.79
Presentation				2.67	3.25	4.75	4.00	4.50	3.75	4.75	3.75	3.00	3.25	3.89
Skating Skills				2.67	3.00	4.25	3.50	4.25	4.25	4.50	4.25	3.25	3.75	3.93
Judges Total Program Components Score (factored)														31.00

Deductions:

0.00

<=Under-rotated jump X=Credit highlight distribution, base value multiplied by 1.1





JUNIOR WOMEN FREE SKATING JUDGES DETAILS PER SKATER

Rank	Name	Nation	Starting Number	Total Segment Score	Total Element Score	Total Program Component Score (factored)	Total Deductions
27	Michelle Edgina AXILLE	INA	5	61.56	31.14	30.42	0.00

#	Executed Elements	Info	Base Value	GOE	J1	J2	J3	J4	J5	J6	J7	J8	J9	Ref Scores of Panel
1	2A+2T		4.60	-0.09	-1	0	0	-1	0	-1	0	0	0	4.51
2	2A		3.30	-0.28	-2	-1	-1	-1	0	-1	-1	-1	0	3.02
3	3Lo<	<	3.92	-1.90	-4	-5	-5	-5	-5	-4	-5	-5	-5	2.02
4	LSp3		2.40	0.21	2	0	1	-1	1	1	1	1	1	2.61
5	2F+1Eu+2S		3.60	-0.08	-1	-1	0	0	0	-1	0	-1	0	3.52
6	2Lz!	!	2.31	X -0.30	-1	-2	-1	-2	-1	-1	-2	-2	-1	2.01
7	2Lo+2Lo		3.74	X -0.17	-1	-1	-1	-3	-1	-1	-1	-1	-1	3.57
8	FSSp2		2.30	-0.92	-4	-4	-4	-3	-4	-4	-4	-5	-4	1.38
9	ChSq1		3.00	0.00	0	0	0	0	0	0	-2	0	1	3.00
10	2F		1.98	X -0.08	-1	0	0	-1	0	-1	-1	0	0	1.90
11	CCoSp4		3.50	0.10	-2	0	0	0	1	0	0	1	1	3.60
			34.65											31.14
Program Components				Factor										
Composition				2.67	3.00	3.75	3.50	3.75	3.75	4.25	3.50	4.00	4.25	3.79
Presentation				2.67	3.25	3.50	3.75	3.75	3.50	3.75	3.50	4.50	4.25	3.71
Skating Skills				2.67	3.25	3.50	3.75	4.25	4.00	4.00	3.75	4.00	4.25	3.89
Judges Total Program Components Score (factored)														30.42

Deductions: 0.00

<=Under-rotated jump X=Credit highlight distribution, base value multiplied by 1.1 !=Not clear edge

Rank	Name	Nation	Starting Number	Total Segment Score	Total Element Score	Total Program Component Score (factored)	Total Deductions
28	Sofiya FARAFOVA	KAZ	15	59.38	29.30	33.08	-3.00

#	Executed Elements	Info	Base Value	GOE	J1	J2	J3	J4	J5	J6	J7	J8	J9	Ref Scores of Panel
1	3Lze	e	4.72	-1.75	-4	-5	-4	-5	-3	-2	-4	-4	-2	2.97
2	3F+1Eu+2S<<	<<	6.20	-2.57	-5	-5	-5	-5	-5	-4	-5	-4	-5	3.63
3	3F		5.30	-2.50	-5	-5	-5	-4	-5	-4	-5	-4	-5	2.80
4	FCCoSp4		3.50	-0.15	-1	0	0	0	0	-1	1	-2	-1	3.35
5	3Lo<+2A<<+SEQ	<<	5.02	-1.62	-5	-5	-5	0	-5	-4	0	-5	-5	3.40
6	3T<	< F	3.70	X -1.68	-5	-5	-5	-5	-5	-5	-5	-5	-5	2.02
7	2Lo	F	1.87	X -0.85	-5	-5	-5	-5	-5	-5	-5	-5	-5	1.02
8	2A<	< F	2.90	X -1.32	-5	-5	-5	-5	-5	-5	-5	-5	-5	1.58
9	CCoSp3		3.00	0.17	1	0	0	-1	1	0	1	1	1	3.17
10	ChSq1		3.00	-0.21	1	0	-1	0	0	0	-3	-2	0	2.79
11	LSp3		2.40	0.17	2	1	0	-1	0	1	1	1	1	2.57
			41.61											29.30
Program Components				Factor										
Composition				2.67	4.25	3.75	4.00	4.50	4.25	5.00	3.75	2.50	4.50	4.14
Presentation				2.67	3.25	3.00	4.25	4.25	3.75	4.75	3.75	2.75	4.00	3.75
Skating Skills				2.67	5.00	3.75	4.50	4.75	4.25	5.00	4.50	3.50	4.75	4.50
Judges Total Program Components Score (factored)														33.08

Deductions: Falls: -3.00

<=Under-rotated jump <<=Downgraded jump X=Credit highlight distribution, base value multiplied by 1.1 e=Wrong edge



JUNIOR WOMEN FREE SKATING JUDGES DETAILS PER SKATER

Rank	Name	Nation	Starting Number	Total Segment Score	Total Element Score	Total Program Component Score (factored)	Total Deductions
29	Cara TANG	NZL	6	58.95	28.72	32.23	-2.00

#	Executed Elements	Info	Base Value	GOE	J1	J2	J3	J4	J5	J6	J7	J8	J9	Ref Scores of Panel
1	2A	F	3.30	-1.65	-5	-5	-5	-5	-5	-5	-5	-5	-5	1.65
2	2Lo		1.70	0.07	1	0	0	0	0	2	1	1	0	1.77
3	2A	F	3.30	-1.65	-5	-5	-5	-5	-5	-5	-5	-5	-5	1.65
4	CCSp3		2.80	0.00	-1	0	0	0	0	0	0	0	1	2.80
5	2F+2T		3.10	0.00	0	0	0	-1	0	0	0	0	0	3.10
6	2Lo+2T		3.30	X 0.00	0	0	0	0	0	0	0	0	0	3.30
7	2F		1.98	X -0.57	-3	-4	-3	-4	-3	-3	-3	-3	-2	1.41
8	CCoSp3		3.00	0.21	1	0	0	0	1	1	1	1	1	3.21
9	ChSq1		3.00	0.07	0	0	0	0	0	0	-1	1	1	3.07
10	2S+1A+1A+SEQ		3.85	X 0.00	1	0	0	-1	0	0	0	0	0	3.85
11	FCCoSp3		3.00	-0.09	-1	0	0	-1	0	0	0	-1	1	2.91
			32.33											28.72
Program Components				Factor										
Composition				2.67	3.50	3.75	3.75	3.75	3.75	4.25	4.50	3.50	4.25	3.86
Presentation				2.67	3.00	4.00	4.00	4.25	3.50	4.75	4.75	4.75	4.50	4.25
Skating Skills				2.67	3.00	3.75	3.50	4.25	3.75	4.00	4.50	4.00	4.75	3.96
Judges Total Program Components Score (factored)														32.23

Deductions: Falls: -2.00 **-2.00**

X=Credit highlight distribution, base value multiplied by 1.1

Rank	Name	Nation	Starting Number	Total Segment Score	Total Element Score	Total Program Component Score (factored)	Total Deductions
30	Elena Catherine MILLS	BRA	9	55.41	22.74	33.67	-1.00

#	Executed Elements	Info	Base Value	GOE	J1	J2	J3	J4	J5	J6	J7	J8	J9	Ref Scores of Panel
1	3S<<	<< F	1.30	-0.65	-5	-5	-5	-5	-5	-5	-5	-5	-3	0.65
2	2A<	<	2.64	-1.17	-4	-5	-5	-5	-3	-4	-5	-5	-3	1.47
3	2Lz		2.10	-0.48	-3	-2	-3	-2	-2	-3	-2	-2	-2	1.62
4	FCCoSp3		3.00	0.13	-1	0	1	1	0	1	1	0	0	3.13
5	3T<<	<<	1.30	-0.65	-5	-5	-5	-5	-5	-5	-5	-5	-5	0.65
6	2F		1.98	X -0.39	-3	-2	-2	-2	-2	-3	-2	-2	-1	1.59
7	FCSSp2		2.30	0.00	0	0	0	2	0	0	0	0	0	2.30
8	2F		1.98	X 0.00	0	0	0	0	0	0	0	0	0	1.98
9	ChSq1		3.00	0.14	1	0	0	0	1	0	0	0	1	3.14
10	2Lz		2.31	X 0.00	0	0	0	0	0	0	0	-1	0	2.31
11	CCoSp4		3.50	0.40	2	0	1	2	1	1	1	1	1	3.90
			25.41											22.74
Program Components				Factor										
Composition				2.67	3.50	3.75	4.50	4.75	4.50	4.50	4.00	4.50	4.75	4.36
Presentation				2.67	3.75	3.50	4.75	4.75	4.50	4.25	4.25	4.25	3.75	4.21
Skating Skills				2.67	3.00	3.50	4.25	4.25	4.00	4.75	4.25	3.75	4.25	4.04
Judges Total Program Components Score (factored)														33.67

Deductions: Falls: -1.00 **-1.00**

<=Under-rotated jump <<=Downgraded jump X=Credit highlight distribution, base value multiplied by 1.1



JUNIOR WOMEN FREE SKATING JUDGES DETAILS PER SKATER

Rank	Name	Nation	Starting Number	Total Segment Score	Total Element Score	Total Program Component Score (factored)	Total Deductions
31	Milana MOZEIKO	FRA	17	55.38	21.45	35.93	-2.00

#	Executed Elements	Info	Base Value	GOE	J1	J2	J3	J4	J5	J6	J7	J8	J9	Ref Scores of Panel
1	3Lz<<+2T	<<	3.40	-0.75	-4	-4	-4	-4	-5	-3	-3	-3	-3	2.65
2	3Lo<	<	3.92	-0.72	-2	-2	-2	-1	-2	-2	-2	-1	-2	3.20
3	1Lz		0.60	-0.23	-5	-2	-4	-4	-3	-4	-4	-5	-3	0.37
4	2A<	< F	2.64	-1.32	-5	-5	-5	-5	-5	-5	-5	-5	-5	1.32
5	FSSp2		2.30	-0.20	0	-1	-1	-3	0	0	0	-3	-1	2.10
6	3T<<	<< F	1.43	X -0.65	-5	-5	-5	-5	-5	-5	-5	-5	-5	0.78
7	3Lo<<+2T	<<	3.30	X -0.63	-4	-4	-4	-3	-4	-3	-4	-4	-3	2.67
8	3S<<	<<	1.43	X -0.61	-5	-5	-5	-4	-5	-3	-4	-4	-5	0.82
9	ChSq1		3.00	0.36	2	0	1	-1	1	1	1	1	0	3.36
10	CCoSp3		3.00	-0.04	-1	0	0	-2	0	0	0	0	0	2.96
11	LSp1		1.50	-0.28	-3	0	-1	-2	-1	-2	-3	-2	-2	1.22
			26.52											21.45
Program Components				Factor										
Composition				2.67	4.50	4.25	4.50	4.50	4.25	4.75	4.50	4.00	4.25	4.39
Presentation				2.67	4.25	4.00	3.50	4.25	4.50	5.00	4.75	4.50	4.00	4.32
Skating Skills				2.67	4.75	4.75	4.00	4.50	4.75	5.25	5.25	5.00	4.25	4.75
Judges Total Program Components Score (factored)														35.93

Deductions: Falls: -2.00 **-2.00**

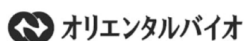
<=Under-rotated jump <<=Downgraded jump X=Credit highlight distribution, base value multiplied by 1.1

Rank	Name	Nation	Starting Number	Total Segment Score	Total Element Score	Total Program Component Score (factored)	Total Deductions
32	Misheel OTGONBAATAR	MGL	4	53.99	24.03	29.96	0.00

#	Executed Elements	Info	Base Value	GOE	J1	J2	J3	J4	J5	J6	J7	J8	J9	Ref Scores of Panel
1	2Lz		2.10	0.18	1	0	1	1	1	1	1	1	0	2.28
2	1A		1.10	-0.17	-2	-1	-2	-1	-2	-1	-2	-2	-1	0.93
3	FSSp3		2.60	0.11	1	0	0	-1	1	0	1	0	1	2.71
4	2Lz+1T		2.50	-0.39	-2	-2	-2	-2	-1	-2	-2	-2	-1	2.11
5	2Lo		1.70	-0.17	-1	-1	-1	-1	-1	-1	-1	-1	-1	1.53
6	CSpB		1.10	-0.27	-3	-2	-2	-2	-2	-2	-3	-3	-3	0.83
7	ChSq1		3.00	0.00	0	0	0	0	0	0	0	0	-1	3.00
8	2F+1Eu+1S		2.97	X -0.28	-2	-2	0	-3	-1	-2	-2	-2	0	2.69
9	2Lo+2T		3.30	X -0.12	-1	-1	-1	-1	0	-1	0	-1	0	3.18
10	2F		1.98	X 0.00	0	0	0	0	0	0	0	0	0	1.98
11	CCoSp3		3.00	-0.21	-1	0	-1	-2	0	-1	0	-2	0	2.79
			25.35											24.03
Program Components				Factor										
Composition				2.67	3.25	3.75	3.50	4.00	3.50	3.75	3.50	3.75	4.25	3.68
Presentation				2.67	3.25	4.00	3.50	4.00	3.25	4.00	3.75	4.50	4.00	3.79
Skating Skills				2.67	2.75	3.50	3.25	4.00	3.50	4.00	4.00	4.00	4.25	3.75
Judges Total Program Components Score (factored)														29.96

Deductions: **0.00**

X=Credit highlight distribution, base value multiplied by 1.1





JUNIOR WOMEN FREE SKATING JUDGES DETAILS PER SKATER

Rank	Name	Nation	Starting Number	Total Segment Score	Total Element Score	Total Program Component Score (factored)	Total Deductions
33	Elisa WESTERHOF	UAE	1	50.18	24.81	25.37	0.00

#	Executed Elements	Info	Base Value	GOE	J1	J2	J3	J4	J5	J6	J7	J8	J9	Ref Scores of Panel	
1	2A<<	<<	1.10	-0.49	-4	-5	-5	-4	-5	-4	-4	-5	-4	0.61	
2	2Lze+2Lo	e	3.38	-0.44	-2	-3	-3	-3	-2	-2	-3	-3	-2	2.94	
3	3Lo<<	<<	1.70	-0.83	-5	-5	-5	-4	-5	-4	-5	-5	-5	0.87	
4	FCCoSp4		3.50	-0.35	-2	-1	0	-1	-1	0	-2	-2	0	3.15	
5	2A<<+2T	<<	2.40	-0.50	-3	-4	-4	-4	-4	-3	-4	-4	-4	1.90	
6	LSp1		1.50	-0.09	-1	0	0	-2	0	0	0	-2	-1	1.41	
7	2Lze	e	1.85	X -0.41	-2	-4	-3	-3	-2	-2	-3	-2	-2	1.44	
8	ChSq1		3.00	-0.57	-1	-1	-1	-1	-1	-2	-1	-2	-1	2.43	
9	2F+2Lo+2T<	<	4.99	X -0.51	-3	-3	-3	-2	-2	-3	-3	-3	-3	4.48	
10	2F		1.98	X 0.00	0	0	0	0	0	0	0	0	0	1.98	
11	CCoSp4		3.50	0.10	0	0	1	-1	1	0	0	1	0	3.60	
			28.90											24.81	
Program Components				Factor											
Composition				2.67	2.50	3.00	3.00	3.75	3.25	3.75	3.25	2.75	3.75	3.25	
Presentation				2.67	2.75	2.75	3.00	3.00	3.00	3.50	3.25	3.25	3.25	3.25	3.07
Skating Skills				2.67	2.50	3.25	2.75	3.50	3.25	3.75	3.25	2.75	3.50	3.18	
Judges Total Program Components Score (factored)														25.37	

Deductions:

0.00

<=Under-rotated jump <<=Downgraded jump X=Credit highlight distribution, base value multiplied by 1.1 e=Wrong edge

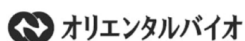
Rank	Name	Nation	Starting Number	Total Segment Score	Total Element Score	Total Program Component Score (factored)	Total Deductions
34	Sueanne Sze Ern LAM	MAS	3	48.13	20.09	28.04	0.00

#	Executed Elements	Info	Base Value	GOE	J1	J2	J3	J4	J5	J6	J7	J8	J9	Ref Scores of Panel
1	2A<<	<<	1.10	-0.47	-5	-4	-5	-4	-5	-4	-4	-4	-4	0.63
2	2A<<	<<	1.10	-0.52	-5	-5	-5	-4	-5	-4	-5	-4	-5	0.58
3	2F+2T<<+2Lo<	<<	3.56	-0.87	-4	-5	-5	-5	-5	-3	-5	-5	-5	2.69
4	2Lzl+2T<<	!	2.50	-0.87	-4	-5	-4	-5	-4	-3	-4	-4	-4	1.63
5	CCoSp3		3.00	-0.30	-1	0	-1	-1	-1	-1	-1	-1	-1	2.70
6	2F+2Lo<<	<<	2.53	X -0.54	-3	-3	-3	-3	-3	-3	-3	-3	-3	1.99
7	ChSq1		3.00	0.07	0	0	0	0	1	0	1	-1	0	3.07
8	FSSp3		2.60	0.00	-1	0	0	0	0	0	0	0	0	2.60
9	2Lz<	<	1.85	X -0.36	-4	-2	-2	-2	-2	-2	-3	-2	-2	1.49
10	2S		1.43	X -0.02	0	0	0	0	-1	-1	0	0	0	1.41
11	LSp2		1.90	-0.60	-4	-4	-2	-5	-3	-3	-3	-2	-3	1.30
			24.57											20.09
Program Components				Factor										
Composition				2.67	2.75	3.50	3.25	4.00	3.50	3.50	3.50	3.25	4.25	3.50
Presentation				2.67	3.00	3.50	3.50	3.75	3.25	3.75	3.75	4.00	3.75	3.61
Skating Skills				2.67	2.25	3.50	3.25	4.50	3.00	3.75	3.50	3.00	3.75	3.39
Judges Total Program Components Score (factored)														28.04

Deductions:

0.00

<=Under-rotated jump <<=Downgraded jump X=Credit highlight distribution, base value multiplied by 1.1 !=Not clear edge





JUNIOR WOMEN FREE SKATING JUDGES DETAILS PER SKATER

Rank	Name	Nation	Starting Number	Total Segment Score	Total Element Score	Total Program Component Score (factored)	Total Deductions								
35	Huong Dieu LE	VIE	2	38.51	17.19	22.32	-1.00								
#	Executed Elements	Info	Base Value	GOE	J1	J2	J3	J4	J5	J6	J7	J8	J9	Ref Scores of Panel	
1	2T+2T		2.60	0.07	1	0	1	1	0	1	1	0	0	2.67	
2	2Lz		2.10	-0.15	-1	-1	0	-1	-1	-1	0	-1	0	1.95	
3	2Lo		1.70	-0.02	-1	0	0	0	0	0	0	-1	0	1.68	
4	CCoSp2V		1.88	-0.53	-4	-3	-3	-3	-2	-3	-2	-3	-3	1.35	
5	1Fe	e	0.40	-0.12	-3	-4	-3	-4	-2	-2	-4	-3	-2	0.28	
6	2Fe	e F	1.44	-0.72	-5	-5	-5	-5	-5	-5	-5	-5	-5	0.72	
7	2S		1.43	X -0.04	-1	0	-1	-1	0	0	0	0	0	1.39	
8	ChSq1		3.00	-1.29	-3	-1	-2	-2	-2	-3	-3	-3	-3	1.71	
9	FCCoSp1		2.00	-0.17	-2	0	0	-1	-1	-1	-1	-1	-1	1.83	
10	1A+1A+SEQ		2.42	X 0.00	1	0	0	0	0	0	0	0	0	2.42	
11	SSp1		1.30	-0.11	-2	-1	-1	-1	-1	-1	0	-1	0	1.19	
			20.27											17.19	
Program Components				Factor											
Composition				2.67	2.75	3.00	2.75	3.00	2.75	2.25	2.50	2.75	2.75		2.75
Presentation				2.67	2.00	3.25	2.50	3.00	2.50	3.00	2.25	2.75	2.25		2.61
Skating Skills				2.67	2.50	3.00	3.25	3.00	3.00	2.75	2.75	3.50	3.25		3.00
Judges Total Program Components Score (factored)														22.32	
Deductions:		Falls: -1.00											-1.00		

X=Credit highlight distribution, base value multiplied by 1.1 e=Wrong edge

Farewell

84 Skaters from 33 ISU Members have participated at the ISU Junior Grand Prix of Figure Skating Osaka.

The competitions demonstrated excellent sport and performances of a high standard in all categories.

The ISU Junior Grand Prix of Figure Skating series has proved its enormous value for all junior skaters worldwide and being the first stage for many of our athletes on their way to ISU Championships and Olympic Winter Games.

The Japan Skating Federation is especially proud to have been part of this important series in the ISU event calendar once again.

We very much like also to take the opportunity to thank all those who supported this competition in Osaka and made it a success.

We wish you a pleasant journey back home and all the best for the 2023/24 skating season and truly hope that the ISU Junior Grand Prix of Figure Skating Osaka 2023 will always be in your memories.

Sayonara and we hope to be able to welcome you again soon in Japan.



長島昭久


Akihisa Nagashima

President

Japan Skating Federation

Official Sponsors

TOKIO
INKARAMI

 オリエンタルパイオ

 MEIWA 明和地所

 LINTEC リンテック株式会社

 KOSÉ

信用金庫

 ニチレイ

LOTTE