

**GANGWON
2024**



**YOUTH
OLYMPIC
GAMES**

FIGURE SKATING

RESULTS BOOK



**GROW TOGETHER
SHINE FOREVER**

Version History

Version	Date	Created by	Comments
1.0	1 FEB 2024	IOC Results	First version

Version 1.0



Competition Format and Rules

As of WED 17 JAN 2024

Youth Olympic Competition Format

Figure skating comprises five events at the Winter Youth Olympic Games Gangwon 2024 - men single skating, women single skating, pair skating, ice dance and team event.

Men single skating, women single skating and pair skating

Men single skating, women single skating and pair skating consist of the short program (SP) and free skating (FS).

All 18 single skaters and six pairs qualify to the free skating.

The final score of a skater or couple in an event is the sum of the scores in the short program and the free skating.

Ice dance

Ice dance consists of rhythm dance (RD) and free dance (FD).

The prescribed rhythms for the rhythm dance are decided by the ISU.

All 12 couples qualify to the free dance.

The final score of a couple in an event is the sum of the scores in the rhythm dance and the free dance.

Team event

Eight teams may enter or finish the competition with competitors in at least three of the four categories: men single skating, women single skating, pair skating and ice dance.

Each skater or couple will earn points for the team competing in free skating or free dance. The points are based on their ranking in the free program.

Differences between the ISU World Junior Figure Skating Championships and the Winter Youth Olympic Games

There are more restrictive qualification criteria for the Youth Olympic Games.

Team Event does not exist at the ISU World Junior Figure Skating Championships.

Changes since the Winter Youth Olympic Games Lausanne 2020

The team event replaces the mixed NOC team event on the programme.

The total athletes quota has been reduced from 76 to 72 athletes.

The age requirements have been updated (all athletes must be born between 1st of January 2006 and 31st of December 2009).

The whole performance evaluation for each skater/pair/couple has been changed to three program components: composition, presentation and skating skills.

Sport Rules and Procedures

Start order for individual, pairs and ice dance events

For each event a separate initial draw will be held one day before the event. The draws for the start order of the short program/rhythm dance are made publicly available by the referee two days before the start of each event. The draw start order for the short program/rhythm dance is based on the current ISU world standings. The draws for the free skating are held after the short program. Draws for the free dance are held after the rhythm dance.

Start order for the team event

The start list for each category of the team event will be set in reverse order of their final results of the respective individual event.

ISU judging system for figure skating and ice dance

1) Event officials

Each event is managed by a referee.



The three main officials who monitor the competition and keep track of the program elements performed by the skaters are the technical controller and two technical specialists, together they form the technical panel.

Technical specialists

The technical specialists identify the elements the skater is performing in real time and the level of difficulty of the element, if applicable. The level of difficulty of certain elements is defined by the ISU judging system. The work of the technical specialists allows the judges to concentrate on marking the quality of each element in the skater's program. All technical specialists are former national and international skaters or coaches and are involved in skating on a weekly basis.

Technical controller

The technical controller supports the technical specialists to ensure that any potential mistakes are corrected immediately. In the case of a difference of opinion, the majority decision by the technical specialists and technical controller will be used. Each of these individuals will be monitored through an audio and video recording of the competition.

The technical controller supervises and corrects, if necessary, the call of the technical specialists and the input of the names and correct levels of difficulty of performed elements. However, if both technical specialists disagree with the correction, their initial decision stands.

Judges

Under the ISU judging system, the judges focus entirely on scoring the quality of each element and the quality of the program components. Their marks will be based on specific quality criteria for each element and will provide a comprehensive assessment of each skater's skills and performance.

A judge is not required to compare and score each skater directly in relation to all other skaters. This permits each judge to focus on the quality of: (1) each performed element, and (2) the program components, and to enter their scores into a touchscreen. The computer records the individual scores as entered by the judges, and compiles aggregate scores for each skater to determine the final rankings.

There will be a panel of nine, but not less than eight judges serving in a panel. The judges will be drawn for each segment. Out of these nine judges, the highest and lowest marks are discarded and the remaining scores are averaged (trimmed mean).

2) Technical score

Every required element of the short program, free skating, rhythm and free dance is assigned a base value. Base values of all recognised elements are published annually by the ISU in the scale of value chart.

During the program, judges will award a grade of execution (GOE) within a range of +5 to -5 to each element performed.

The panel's GOE is determined by calculating the trimmed mean of the numerical values of the GOE awarded by a maximum of nine scoring judges. The trimmed mean is calculated by deleting the highest and lowest scores and calculating the average of the remaining scores (maximum of seven). This average will become the final GOE of an individual section/element (to two decimal places).

The panel's score for each element is determined by adding the trimmed mean GOE of this section/element to its base value. The panel's scores for all the sections/elements are added to give the total technical score.

3) Components score

In addition to the technical score, the judges will award points on a scale from 0.25 to 10 (in increments of 0.25) for the program components to grade the overall presentation of the performance. These program components are composition, presentation and skating skills. Several factors, as detailed below, are to be taken into account when the judges consider each component.

The panel's score for each program component is reached by calculating the trimmed mean of the scoring judges results for that program component. The panel's scores for each program component are then multiplied by a set factor to ensure that the total element score and program component score are approximately balanced and the results are rounded to two decimal places.

For pair skating and ice dance there must be equal demonstration of the criteria by both skaters.

Composition

The intentional, developed and/or original arrangement of the repertoire of all types of movements into a meaningful whole according to the principles of proportion, unity, space, pattern, and musical structure.

In evaluating the Composition, the following must be considered:

- Unity
- Connections between and within elements
- Pattern and ice coverage



- Multidimensional movements and use of space
- Choreography reflecting musical phrase and form

Presentation

The demonstration of engagement, commitment and involvement based on an understanding of the music and composition. In evaluating the presentation, the following must be considered:

Expressiveness and projection

- Variety and contrast of energy and of movements
- Musical sensitivity and timing
- Unison, oneness and awareness of space (pair skating, ice dance)

Skating skills

The ability of the skater to execute the skating repertoire of steps, turns, and skating movements, with blade and body control.

In evaluating the skating skills, the following must be considered:

- Variety of edges, steps, turns, movements and directions
- Clarity of edges, steps, turns, movements and body control
- Balance and glide
- Flow
- Power and speed

4) Final scores

4.1) Individual, pair and ice dance events

The final score is calculated by adding the total element score and the factored program component scores and subtracting any program deductions (e.g. falls, time violation, illegal elements, etc.). The scores of the short program/rhythm dance and free skating/free dance are added and the result constitutes the final score of a skater or couple in an event. The participant or couple with the highest total score wins. In the case of a tie in any phase, tie-break rules will apply.

4.2) Team event

The team points will be awarded according to the placement of the skaters/couples in each category as follows:

- 1st place - 8 points, 8th place - 1 point

The teams will be ranked based on the sum of points earned in three categories.

The best three earned team points will be used to calculate the total team points of the respective NOC if the NOC has entries in all four categories. The lowest earned team points will then be discarded. If the NOC has the same lowest points in two or more categories, then the performance with the lowest segment score in those categories will be discarded. If all segment scores in those categories are the same, the most recently completed performance will be discarded.

Tiebreak rules

Individual, pair and ice dance events

Segment

If two or more skaters, pairs or ice dance couples have the same rank in the short program/rhythm dance, the total technical score will be used to break ties. If two or more skaters, pairs or ice dance couples have the same rank in the free skating/free dance, the program components score will be used to break ties. If these results do not break the tie, the competitors concerned will be considered tied.

Event

If two or more skaters, pairs or ice dance couples have the same rank after the combined result or the final result, the highest score in the last skated segment will be used to break ties. If there is a tie in the highest score of the last skated segment, the better placement will decide upon the better place. If the last skated segment is tied, the placement of the previously skated segment will be used to break ties, etc. If there is no previous segment, skaters, pairs or ice dance couples will be considered tied. In the case of ties between teams for intermediate results after the first segment of the final phase, the higher points achieved in this segment will be used to break the ties.



Team event

Segment

If two or more skaters, pairs, or ice dance couples are tied, the program components score will be used to break ties. If these results do not break the tie, the competitors concerned will remain tied. The team points will be awarded according to the placement of the skaters/couples in each category.

Event

If two or more teams are tied, ties will be broken as follows:

1. The highest total team points from the two best places will break the ties.
2. If they remain tied, the highest total segment scores of the two best places according to the team points will break the ties.
3. If these criteria fail to break the ties, the teams will remain tied.

Penalties/disqualification rules

The penalties and disqualifications are managed by the ISU rules.

Protests/appeals

Any protest must be addressed to the event referee.

Note:

For further information please consult: www.isu.org



Medallists by Event

As of THU 1 FEB 2024 at 15:04

After 5 of 5 Events

Event	Date	Medal	Name	NOC Code
Men Single Skating	MON 29 JAN	GOLD	KIM Hyungyeom	KOR
		SILVER	HAGARA Adam	SVK
		BRONZE	LI Yanhao	NZL
Women Single Skating	TUE 30 JAN	GOLD	SHIMADA Mao	JPN
		SILVER	SHIN Jia	KOR
		BRONZE	TAKAGI Yo	JPN
Pair Skating	MON 29 JAN	GOLD	BEHNKE Annika SAUVE Kole	CAN
		SILVER	SMITH Cayla MCPIKE Jared	USA
		BRONZE	CAMPILLO Carolina Shan VILELLA Pau	ESP
Ice Dance	TUE 30 JAN	GOLD	PERRIER GIANESINI Ambre BLANC KLAPERMAN Samuel	FRA
		SILVER	ILIN Olivia CAIN Dylan	USA
		BRONZE	SLATTER Ashlie ONGAY-PEREZ Atl	GBR
Team Event	THU 1 FEB	GOLD	KIM Hyungyeom (Men Single Skating) SHIN Jia (Women Single Skating) KIM Jinny (Ice Dance) LEE Namu	KOR
		SILVER	SANCHEZ Jacob (Men Single Skating) ZHANG Sherry (Women Single Skating) SMITH Cayla (Pair Skating) MCPIKE Jared ILIN Olivia (Ice Dance) CAIN Dylan	USA
		BRONZE	LI David (Men Single Skating) RUITER Kaiya (Women Single Skating) BEHNKE Annika (Pair Skating) SAUVE Kole GANS Audra (Ice Dance) BOUSAN Michael	CAN



Medallists

Medal	Name	NOC
GOLD	KIM Hyungyeom	KOR - Republic of Korea
SILVER	HAGARA Adam	SVK - Slovakia
BRONZE	LI Yanhao	NZL - New Zealand



Gangneung Ice Arena	27 JAN 2024	16:00	Short Program
	29 JAN 2024	14:00	Free Skating

Size of Skating Arena:	30m*60m
Ice Conditions:	very good
Number of Entries:	18
Number of Participants:	18

Entry Withdrawn:

Short Program			
Duration:	2:40 +/- 10 seconds		
Program Component Factors:	Skating Skills		1.67
	Transitions		1.67
	Performance		1.67

Free Skating			
Duration:	3:30 +/- 10 seconds		
Program Component Factors:	Skating Skills		3.33
	Transitions		3.33
	Performance		3.33



ISU Panel of Judges and Technical Panel

Panel of Judges

Function	Name
Referee	CRANE Beth
Judge No. 1	HORIUCHI Ritsuko
Judge No. 2	LEONELLI Donatella
Judge No. 3	DERBY Andrea
Judge No. 4	MILLER Joanna
Judge No. 5	FIALKOVA Hedviga
Judge No. 6	PETRICEVIC Susan
Judge No. 7	MARRON Hal
Judge No. 8	TOIGO Walter
Judge No. 9	ZHAO Rui

Technical Panel

Function	Name
Technical Controller	RHEE Chihee
Technical Specialist	AMANO Shin
Technical Specialist	LORENZ Jyrina


Data/Replay Operators

Function	Name
Data Operator	TEWANIAN Sarkis
Replay Operator	CHEON Seungeun



Segment Results

Rank	Name	NOC Code	Total Segment Score
1	SANCHEZ Jacob	USA	76.38
2	HAGARA Adam	SVK	75.06
3	KIM Hyungyeom	KOR	69.28
4	LI Yanhao	NZL	68.01
5	TIAN Tonghe	CHN	67.08
6	ZICH Raffaele Francesco	ITA	66.05
7	PAVLOV Georgii	SUI	61.97
8	KAKIUCHI Haru	JPN	61.11
9	MACRAE Tao	GBR	59.49
10	SUPATASHVILI Konstantin	GEO	58.48
11	LI David	CAN	57.16
12	CHERVET Aurelian	SUI	56.55
13	NAKATA Rio	JPN	55.59
14	NOVIKOV Vadym	UKR	54.91
15	SAYED Elias	SWE	54.57
16	KORKACS Kirills	LAT	53.36
17	MOTILLA Gianni	FRA	51.79
18	MARTSENKO Jegor	EST	47.89



CRANE Beth, ISU
Referee



RHEE Chihee, ISU
Technical Controller



Judges Details per Skater

Rank	Name	NOC Code	Starting Number	Total Segment Score	Total Element Score	Total Program Component Score (factored)	Total Deductions									
1	SANCHEZ Jacob	USA	10	76.38	40.47	35.91	0.00									
#	Executed Elements	Info	Base Value	GOE	J1	J2	J3	J4	J5	J6	J7	J8	J9	Ref.	Scores of Panel	
1	3A		8.00	2.17	2	4	3	3	3	3	2	3	2		10.17	
2	3Lz		5.90	1.52	3	2	3	2	3	3	3	2	2		7.42	
3	CCSp3		2.80	0.36	3	1	0	1	2	1	1	2	1		3.16	
4	3F+3Tq	q	10.45	x -1.06	-2	-2	-2	-2	-2	-2	-1	-2	-2		9.39	
5	StSq4		3.90	1.11	4	3	3	2	3	3	3	3	2		5.01	
6	CCoSp3V		2.25	-0.32	1	-1	-2	-2	-3	-2	-1	-2	0		1.93	
7	FSSp4		3.00	0.39	2	0	0	0	2	2	2	2	1		3.39	
			36.30												40.47	
Program Components				Factor												
Composition				1.67	7.00	7.00	7.50	6.25	7.25	7.75	6.50	7.25	7.00	7.07		
Presentation				1.67	7.25	7.50	7.25	6.75	7.50	7.50	7.00	7.00	6.75	7.18		
Skating Skills				1.67	7.00	7.25	7.50	6.50	7.50	7.50	7.00	7.50	7.00	7.25		
Judges Total Program Component Score (factored)															35.91	
Deductions:															0.00	
2	HAGARA Adam	SVK	17	75.06	40.71	34.35	0.00									
#	Executed Elements	Info	Base Value	GOE	J1	J2	J3	J4	J5	J6	J7	J8	J9	Ref.	Scores of Panel	
1	3F+3T		9.50	1.06	2	2	2	2	2	2	2	2	1		10.56	
2	3A		8.00	0.69	1	2	2	1	0	1	0	1	-1		8.69	
3	CCSp3		2.80	-0.12	0	-2	0	2	-2	-3	1	0	0		2.68	
4	3Lz	x	6.49	1.18	2	1	3	3	1	2	2	2	2		7.67	
5	FSSp2		2.30	0.33	1	1	0	2	2	2	2	0	2		2.63	
6	StSq4		3.90	0.78	2	2	3	2	1	0	3	3	1		4.68	
7	CCoSp4		3.50	0.30	1	-1	0	3	1	1	1	1	1		3.80	
			36.49												40.71	
Program Components				Factor												
Composition				1.67	6.75	6.50	7.25	7.25	6.75	6.50	7.25	7.25	6.50	6.89		
Presentation				1.67	6.50	6.50	7.00	7.75	6.50	6.50	7.00	7.25	6.25	6.75		
Skating Skills				1.67	7.00	6.75	7.50	7.25	6.75	6.75	7.00	7.00	6.75	6.93		
Judges Total Program Component Score (factored)															34.35	
Deductions:															0.00	
3	KIM Hyungyeom	KOR	16	69.28	35.91	34.37	-1.00									
#	Executed Elements	Info	Base Value	GOE	J1	J2	J3	J4	J5	J6	J7	J8	J9	Ref.	Scores of Panel	
1	3Aq	F	8.00	-4.00	-5	-5	-5	-5	-5	-5	-5	-5	-5		4.00	
2	3F+3Tq	q	9.50	-0.76	-1	-1	-2	-1	-2	-2	-1	-1	-2		8.74	
3	CCSp4		3.20	0.32	2	1	0	1	1	-1	1	2	1		3.52	
4	3Lz	x	6.49	0.76	2	2	2	1	1	0	1	2	0		7.25	
5	StSq4		3.90	0.84	3	3	2	3	2	1	2	2	1		4.74	
6	FSSp4		3.00	0.51	2	2	1	2	-1	1	2	2	2		3.51	
7	CCoSp4		3.50	0.65	2	2	1	2	3	1	2	3	0		4.15	
			37.59												35.91	
Program Components				Factor												
Composition				1.67	7.00	6.75	6.25	7.00	6.75	6.50	6.75	7.25	6.75	6.79		
Presentation				1.67	7.00	7.00	6.00	7.25	6.50	6.50	7.25	6.75	6.50	6.79		
Skating Skills				1.67	7.25	7.25	7.00	6.75	7.00	6.75	7.00	7.25	6.75	7.00		
Judges Total Program Component Score (factored)															34.37	
Deductions:							Falls	-1.00 (1)								-1.00



Judges Details per Skater

Rank	Name	NOC Code	Starting Number	Total Segment Score	Total Element Score	Total Program Component Score (factored)	Total Deductions
------	------	----------	-----------------	---------------------	---------------------	--	------------------

4	LI Yanhao	NZL	15	68.01	33.96	34.05	0.00								
#	Executed Elements	Info	Base Value	GOE	J1	J2	J3	J4	J5	J6	J7	J8	J9	Ref.	Scores of Panel
1	2A		3.30	0.75	3	3	2	2	2	3	2	2	2		4.05
2	3F+3T<	<	8.66	-1.51	-2	-3	-3	-2	-3	-3	-3	-3	-3		7.15
3	CCoSp3		3.00	0.69	2	3	2	2	2	2	3	3	2		3.69
4	3Lz		6.49	1.26	3	2	2	2	1	3	2	2	2		7.75
5	CCSp4		3.20	0.23	3	1	1	1	1	-1	1	-1	1		3.43
6	StSq4		3.90	0.78	3	2	2	1	2	3	2	2	1		4.68
7	FSSp4		3.00	0.21	1	-1	-1	1	1	3	2	0	1		3.21
			31.55												33.96
Program Components				Factor											
Composition				1.67	6.75	7.00	7.25	6.50	6.25	7.50	6.50	6.25	6.25		6.64
Presentation				1.67	6.75	7.25	7.00	6.75	7.25	7.25	7.00	6.50	6.50		6.93
Skating Skills				1.67	6.50	7.00	7.00	6.50	7.00	7.25	7.25	6.50	6.00		6.82
Judges Total Program Component Score (factored)														34.05	

Deductions:							0.00
--------------------	--	--	--	--	--	--	-------------

Rank	Name	NOC Code	Starting Number	Total Segment Score	Total Element Score	Total Program Component Score (factored)	Total Deductions
------	------	----------	-----------------	---------------------	---------------------	--	------------------

5	TIAN Tonghe	CHN	8	67.08	35.94	31.14	0.00								
#	Executed Elements	Info	Base Value	GOE	J1	J2	J3	J4	J5	J6	J7	J8	J9	Ref.	Scores of Panel
1	3Lo+3T		9.10	0.14	1	1	0	1	0	0	0	0	-1		9.24
2	3Lz		5.90	1.01	2	2	2	2	1	0	2	1	2		6.91
3	CCSp4		3.20	0.46	1	0	0	2	2	2	2	2	1		3.66
4	2A	x	3.63	0.57	3	2	2	2	2	2	0	1	1		4.20
5	FSSp4		3.00	0.39	2	-1	0	2	2	1	2	1	1		3.39
6	StSq4		3.90	0.84	2	3	1	4	3	2	2	2	1		4.74
7	CCoSp4		3.50	0.30	1	0	0	2	1	1	1	1	1		3.80
			32.23												35.94
Program Components				Factor											
Composition				1.67	6.25	6.25	6.00	7.25	7.00	5.75	5.50	6.00	6.00		6.18
Presentation				1.67	6.00	6.50	5.75	6.75	6.75	6.00	5.75	6.00	5.75		6.11
Skating Skills				1.67	6.25	7.00	6.00	6.50	7.50	6.25	5.75	6.50	6.00		6.36
Judges Total Program Component Score (factored)														31.14	

Deductions:							0.00
--------------------	--	--	--	--	--	--	-------------

Rank	Name	NOC Code	Starting Number	Total Segment Score	Total Element Score	Total Program Component Score (factored)	Total Deductions
------	------	----------	-----------------	---------------------	---------------------	--	------------------

6	ZICH Raffaele Francesco	ITA	12	66.05	32.77	33.28	0.00								
#	Executed Elements	Info	Base Value	GOE	J1	J2	J3	J4	J5	J6	J7	J8	J9	Ref.	Scores of Panel
1	3A		8.00	1.26	1	2	1	3	2	2	1	2	1		9.26
2	3F!+2T	!	6.60	-2.35	-5	-4	-4	-4	-5	-5	-3	-5	-4		4.25
3	FSSp4		3.00	0.39	2	1	1	3	2	1	1	0	1		3.39
4	3Lz	x	6.49	-2.36	-2	-4	-3	-4	-5	-4	-4	-5	-4		4.13
5	StSq4		3.90	0.95	4	3	2	3	3	2	2	2	2		4.85
6	CCoSp4		3.50	0.65	2	3	1	2	3	1	2	2	0		4.15
7	CCSp4		3.20	-0.46	-2	-3	-3	0	0	0	-2	-2	-1		2.74
			34.69												32.77
Program Components				Factor											
Composition				1.67	6.50	6.50	6.00	8.00	6.75	6.75	6.25	7.00	6.75		6.64
Presentation				1.67	6.25	6.75	6.25	7.50	6.75	6.50	6.00	6.50	6.75		6.54
Skating Skills				1.67	6.50	7.00	6.25	7.50	7.00	6.75	6.50	7.00	6.50		6.75
Judges Total Program Component Score (factored)														33.28	

Deductions:							0.00
--------------------	--	--	--	--	--	--	-------------



Judges Details per Skater

Rank	Name	NOC Code	Starting Number	Total Segment Score	Total Element Score	Total Program Component Score (factored)	Total Deductions
7	PAVLOV Georgii	SUI	3	61.97	32.93	29.04	0.00

#	Executed Elements	Info	Base Value	GOE	J1	J2	J3	J4	J5	J6	J7	J8	J9	Ref.	Scores of Panel
1	3F+3T		9.50	0.68	2	1	1	2	2	1	1	0	1		10.18
2	3Lz		5.90	0.34	1	2	1	1	0	0	1	0	0		6.24
3	CCSp3		2.80	-0.72	-3	-4	-2	-2	-3	-3	-2	-3	-1		2.08
4	FSSp4		3.00	0.47	2	2	1	1	1	2	2	1	2		3.47
5	2A		3.63	x 0.24	1	0	2	1	1	1	1	0	0		3.87
6	CCoSp4		3.50	0.05	0	0	1	0	-2	0	2	0	0		3.55
7	StSq3		3.30	0.24	3	1	2	0	0	0	2	-1	0		3.54
			31.63												32.93
Program Components				Factor											
Composition				1.67	6.25	5.75	5.50	5.25	6.25	5.75	6.75	5.75	6.25		5.93
Presentation				1.67	6.25	5.50	5.50	5.50	6.00	5.75	7.25	5.50	5.75		5.75
Skating Skills				1.67	6.00	5.50	5.25	5.50	5.50	5.75	7.25	5.75	6.00		5.71
Judges Total Program Component Score (factored)															29.04

Deductions:	0.00
--------------------	-------------

Rank	Name	NOC Code	Starting Number	Total Segment Score	Total Element Score	Total Program Component Score (factored)	Total Deductions
8	KAKIUCHI Haru	JPN	14	61.11	29.20	31.91	0.00

#	Executed Elements	Info	Base Value	GOE	J1	J2	J3	J4	J5	J6	J7	J8	J9	Ref.	Scores of Panel
1	2A		3.30	0.42	2	2	0	3	2	0	2	0	1		3.72
2	3Lz		5.90	0.76	2	1	0	1	2	1	2	0	2		6.66
3	CCSp3		2.80	-0.44	-1	-3	-1	-2	-1	-3	-1	-2	-1		2.36
4	3F!<+2T	<	6.09	x -1.27	-3	-3	-3	-2	-3	-3	-3	-4	-3		4.82
5	FSSp4		3.00	0.43	2	2	0	1	1	2	2	1	1		3.43
6	StSq4		3.90	0.61	2	2	0	2	2	1	2	1	1		4.51
7	CCoSp4		3.50	0.20	1	-1	0	2	1	0	1	0	1		3.70
			28.49												29.20
Program Components				Factor											
Composition				1.67	6.00	6.50	5.50	6.50	6.25	6.75	6.75	6.25	6.25		6.36
Presentation				1.67	6.00	6.50	5.75	6.25	6.00	6.75	6.75	6.00	6.00		6.21
Skating Skills				1.67	6.25	6.75	5.75	6.50	7.00	6.50	7.00	6.00	6.75		6.54
Judges Total Program Component Score (factored)															31.91

Deductions:	0.00
--------------------	-------------

Rank	Name	NOC Code	Starting Number	Total Segment Score	Total Element Score	Total Program Component Score (factored)	Total Deductions
9	MACRAE Tao	GBR	1	59.49	31.75	27.74	0.00

#	Executed Elements	Info	Base Value	GOE	J1	J2	J3	J4	J5	J6	J7	J8	J9	Ref.	Scores of Panel
1	3Lz		5.90	-0.59	-1	-1	-1	-1	-1	-2	-1	-1	-1		5.31
2	3S+3T		8.50	0.37	2	1	0	2	1	0	0	1	1		8.87
3	CCoSp4		3.50	0.35	2	1	0	2	2	0	1	0	1		3.85
4	2A		3.63	x 0.00	0	0	0	0	0	0	0	0	0		3.63
5	CCSp3		2.80	-0.04	0	-1	-1	0	0	0	1	0	0		2.76
6	StSq4		3.90	0.17	2	-2	1	1	0	1	0	0	0		4.07
7	FSSp4		3.00	0.26	1	0	0	1	1	1	1	1	2		3.26
			31.23												31.75
Program Components				Factor											
Composition				1.67	6.00	4.75	5.00	5.50	5.75	5.50	5.50	5.75	5.50		5.50
Presentation				1.67	6.00	5.25	5.25	5.75	5.25	5.50	5.75	5.75	5.50		5.54
Skating Skills				1.67	6.25	5.25	4.25	5.50	5.75	5.75	5.50	5.50	5.75		5.57
Judges Total Program Component Score (factored)															27.74

Deductions:	0.00
--------------------	-------------



Judges Details per Skater

Rank	Name	NOC Code	Starting Number	Total Segment Score	Total Element Score	Total Program Component Score (factored)	Total Deductions									
10	SUPATASHVILI Konstantin	GEO	13	58.48	31.56	27.92	-1.00									
#	Executed Elements	Info	Base Value	GOE	J1	J2	J3	J4	J5	J6	J7	J8	J9	Ref.	Scores of Panel	
1	2A		3.30	0.14	2	1	0	1	0	0	0	1	0		3.44	
2	3F+3T		9.50	0.00	0	0	0	1	0	-1	0	0	0		9.50	
3	CCoSp4		3.50	-0.10	0	-1	-1	1	-1	-1	0	1	0		3.40	
4	3Lz		6.49	0.00	0	1	0	0	0	0	0	0	0		6.49	
5	StSq2		2.60	0.07	2	1	0	1	0	0	-1	0	0		2.67	
6	CCSp4		3.20	-0.27	0	-2	-1	-1	-2	-1	0	-1	0		2.93	
7	FSSp4		3.00	0.13	1	0	0	0	0	1	1	1	0		3.13	
			31.59												31.56	
Program Components			Factor													
	Composition			1.67	5.50	5.25	5.25	5.50	5.25	6.00	5.75	6.25	6.00		5.61	
	Presentation			1.67	5.50	5.50	5.25	5.75	5.25	5.75	5.50	6.25	5.75		5.57	
	Skating Skills			1.67	5.50	5.25	5.25	5.25	5.25	6.00	5.50	6.50	6.00		5.54	
Judges Total Program Component Score (factored)																27.92
Deductions:			Time violation													-1.00

Rank	Name	NOC Code	Starting Number	Total Segment Score	Total Element Score	Total Program Component Score (factored)	Total Deductions									
11	LI David	CAN	11	57.16	28.79	31.37	-3.00									
#	Executed Elements	Info	Base Value	GOE	J1	J2	J3	J4	J5	J6	J7	J8	J9	Ref.	Scores of Panel	
1	2A		3.30	0.66	2	2	2	2	2	3	2	1	2		3.96	
2	3F+3T<	F	8.66	-2.65	-5	-5	-5	-5	-5	-5	-5	-5	-5		6.01	
3	FSSp4		3.00	0.04	-1	1	0	0	1	-2	1	0	0		3.04	
4	3Lz	F	6.49	-2.95	-5	-5	-5	-5	-5	-5	-5	-5	-5		3.54	
5	StSq4		3.90	0.84	3	2	3	4	3	2	1	1	1		4.74	
6	CCoSp4		3.50	0.80	3	2	2	3	3	2	2	2	1		4.30	
7	CCSp3		2.80	0.40	1	1	1	2	2	2	2	1	0		3.20	
			31.65												28.79	
Program Components			Factor													
	Composition			1.67	5.75	6.25	6.75	7.50	6.50	6.50	5.25	6.25	6.00		6.29	
	Presentation			1.67	5.75	6.25	6.25	6.25	6.50	6.50	4.25	6.00	5.75		6.11	
	Skating Skills			1.67	6.00	6.50	6.50	6.75	6.25	6.75	5.50	6.75	6.00		6.39	
Judges Total Program Component Score (factored)																31.37
Deductions:			Time violation			Falls										-3.00

Rank	Name	NOC Code	Starting Number	Total Segment Score	Total Element Score	Total Program Component Score (factored)	Total Deductions									
12	CHERVET Aurelian	SUI	5	56.55	30.31	26.24	0.00									
#	Executed Elements	Info	Base Value	GOE	J1	J2	J3	J4	J5	J6	J7	J8	J9	Ref.	Scores of Panel	
1	3Lz		5.90	0.42	1	0	1	1	1	1	2	0	0		6.32	
2	3T+3T		8.40	0.54	1	2	0	2	2	2	2	0	0		8.94	
3	CCSp1		2.00	-0.86	-5	-5	-5	-4	-4	-4	-4	-4	-4		1.14	
4	2A		3.63	0.42	2	2	2	1	2	1	1	0	0		4.05	
5	CCoSp4		3.50	0.15	1	1	0	1	1	0	0	0	0		3.65	
6	StSq3		3.30	0.09	1	2	-1	1	0	-1	1	0	0		3.39	
7	FSSp3		2.60	0.22	1	1	0	1	2	1	0	1	1		2.82	
			29.33												30.31	
Program Components			Factor													
	Composition			1.67	5.75	6.25	4.50	5.25	6.50	5.25	5.00	4.25	5.00		5.29	
	Presentation			1.67	5.50	6.00	4.75	5.00	6.00	5.25	4.50	4.50	5.00		5.14	
	Skating Skills			1.67	5.50	6.00	4.50	5.25	6.00	5.50	4.75	4.50	5.50		5.29	
Judges Total Program Component Score (factored)																26.24
Deductions:																0.00



Judges Details per Skater

Rank	Name	NOC Code	Starting Number	Total Segment Score	Total Element Score	Total Program Component Score (factored)	Total Deductions
------	------	----------	-----------------	---------------------	---------------------	--	------------------

13 NAKATA Rio JPN 18 55.59 25.40 31.19 -1.00

#	Executed Elements	Info	Base Value	GOE	J1	J2	J3	J4	J5	J6	J7	J8	J9	Ref.	Scores of Panel
1	3A		8.00	-2.74	-4	-3	-3	-4	-3	-3	-4	-4	-3		5.26
2	3F+3T		9.50	1.06	2	2	2	3	2	1	2	2	2		10.56
3	CCSp4		3.20	0.18	0	0	-1	1	1	-3	2	2	1		3.38
4	1Lz!	*	0.00	0.00	-	-	-	-	-	-	-	-	-		0.00
5	CCoSp	F	0.00	0.00	-	-	-	-	-	-	-	-	-		0.00
6	StSq2		2.60	0.26	2	2	-1	1	0	-1	3	2	1		2.86
7	FSSp4		3.00	0.34	1	2	0	2	1	0	3	2	0		3.34
			26.30												25.40
Program Components				Factor											
Composition				1.67	6.25	6.00	6.00	6.75	5.50	6.25	5.75	6.25	6.25		6.11
Presentation				1.67	6.00	6.25	5.50	6.00	5.50	5.75	7.00	6.00	6.00		5.93
Skating Skills				1.67	6.50	7.25	6.00	6.75	6.50	7.00	7.00	6.50	6.25		6.64
Judges Total Program Component Score (factored)														31.19	

Deductions: Falls -1.00 (1) **-1.00**

Rank	Name	NOC Code	Starting Number	Total Segment Score	Total Element Score	Total Program Component Score (factored)	Total Deductions
------	------	----------	-----------------	---------------------	---------------------	--	------------------

14 NOVIKOV Vadym UKR 9 54.91 27.18 27.73 0.00

#	Executed Elements	Info	Base Value	GOE	J1	J2	J3	J4	J5	J6	J7	J8	J9	Ref.	Scores of Panel
1	2A		3.30	0.24	1	3	0	1	1	0	1	0	1		3.54
2	3F+2T		6.60	-1.21	-2	-3	-2	-2	-2	-3	-2	-3	-2		5.39
3	CCSp3		2.80	0.24	2	1	1	1	0	0	1	1	1		3.04
4	3Lz	x	6.49	-0.08	0	0	0	0	0	-1	0	0	-1		6.41
5	StSq2		2.60	0.04	1	0	0	1	1	-1	0	-1	0		2.64
6	CCoSp3		3.00	0.34	2	1	1	2	2	-1	0	1	1		3.34
7	FSSp3		2.60	0.22	1	1	0	2	1	0	2	1	0		2.82
			27.39												27.18
Program Components				Factor											
Composition				1.67	5.25	4.75	5.25	6.00	6.00	5.50	5.50	5.00	5.75		5.46
Presentation				1.67	5.00	5.25	5.25	6.00	6.00	5.50	5.25	5.25	5.50		5.43
Skating Skills				1.67	5.25	5.75	5.50	6.25	6.50	5.50	5.50	5.50	6.00		5.71
Judges Total Program Component Score (factored)														27.73	

Deductions: **0.00**

Rank	Name	NOC Code	Starting Number	Total Segment Score	Total Element Score	Total Program Component Score (factored)	Total Deductions
------	------	----------	-----------------	---------------------	---------------------	--	------------------

15 SAYED Elias SWE 7 54.57 29.08 26.49 -1.00

#	Executed Elements	Info	Base Value	GOE	J1	J2	J3	J4	J5	J6	J7	J8	J9	Ref.	Scores of Panel
1	3F+3T		9.50	-0.53	-2	-1	-1	0	-2	0	1	-1	-2		8.97
2	3Lz!	!	5.90	-0.76	-1	-1	-1	-1	-2	-1	-1	-3	-2		5.14
3	CCSp2		2.30	-0.10	1	-1	-1	0	0	-1	1	-2	-1		2.20
4	2A		3.63	0.14	0	1	0	1	1	0	0	0	1		3.77
5	StSq2	x	2.60	0.15	1	2	0	1	1	2	-1	-1	0		2.75
6	FSSp4		3.00	0.00	0	0	0	1	-1	0	0	-1	1		3.00
7	CCoSp4		3.50	-0.25	0	0	-2	-1	0	-2	0	-1	-1		3.25
			30.43												29.08
Program Components				Factor											
Composition				1.67	5.25	5.25	5.00	5.25	5.50	5.75	5.00	5.00	5.75		5.29
Presentation				1.67	5.00	5.50	5.00	5.50	5.25	6.00	4.75	5.00	5.75		5.29
Skating Skills				1.67	5.25	5.50	4.75	5.25	5.25	6.00	5.00	5.25	5.50		5.29
Judges Total Program Component Score (factored)														26.49	

Deductions: Time violation -1.00 **-1.00**



Judges Details per Skater

Rank	Name	NOC Code	Starting Number	Total Segment Score	Total Element Score	Total Program Component Score (factored)	Total Deductions
------	------	----------	-----------------	---------------------	---------------------	--	------------------

16 KORKACS Kirills LAT 4 53.36 27.88 25.48 0.00

#	Executed Elements	Info	Base Value	GOE	J1	J2	J3	J4	J5	J6	J7	J8	J9	Ref.	Scores of Panel
1	2A		3.30	0.05	1	0	0	0	0	0	0	0	1		3.35
2	3F+3T<	<	8.66	-1.36	-2	-3	-2	-4	-3	-2	-3	-3	-2		7.30
3	CCSp3		2.80	-0.28	-1	-2	-1	0	-1	-2	-1	-1	0		2.52
4	3Lz	x	6.49	0.00	0	0	0	0	-1	1	0	0	0		6.49
5	StSq3		3.30	0.14	1	0	0	1	0	1	1	-2	0		3.44
6	FSSp1		2.00	-0.37	-2	-2	-3	-2	-1	-2	-1	-2	-2		1.63
7	CCoSp4		3.50	-0.35	0	-2	-3	-2	-3	0	1	0	0		3.15
			30.05												27.88
Program Components				Factor											
Composition				1.67	5.50	4.25	4.75	4.75	5.50	6.00	5.00	4.75	5.50		5.11
Presentation				1.67	5.25	4.50	4.50	5.00	5.25	5.75	5.25	5.00	5.50		5.11
Skating Skills				1.67	5.50	4.75	4.50	4.50	5.25	5.75	4.75	4.75	5.75		5.04
Judges Total Program Component Score (factored)														25.48	

Deductions: 0.00

Rank	Name	NOC Code	Starting Number	Total Segment Score	Total Element Score	Total Program Component Score (factored)	Total Deductions
------	------	----------	-----------------	---------------------	---------------------	--	------------------

17 MOTILLA Gianni FRA 6 51.79 26.30 26.49 -1.00

#	Executed Elements	Info	Base Value	GOE	J1	J2	J3	J4	J5	J6	J7	J8	J9	Ref.	Scores of Panel
1	3Lz		5.90	0.93	1	2	3	2	2	1	1	1	2		6.83
2	3F+COMBO	F	5.30	-2.65	-5	-5	-5	-5	-5	-5	-5	-5	-5		2.65
3	CCSp3		2.80	0.48	2	2	1	2	2	3	3	0	0		3.28
4	CCoSp4		3.50	-0.25	-1	-1	0	-2	0	0	1	-2	-1		3.25
5	StSq3		3.30	0.05	0	0	-2	2	0	0	2	0	-1		3.35
6	2A	x	3.63	0.38	1	1	2	2	2	0	1	0	1		4.01
7	FSSp3		2.60	0.33	1	1	0	2	1	3	2	2	0		2.93
			27.03												26.30
Program Components				Factor											
Composition				1.67	5.50	4.50	4.75	5.75	5.50	5.75	5.75	5.25	5.00		5.36
Presentation				1.67	5.25	4.75	4.00	5.50	5.00	5.25	5.25	5.00	4.75		5.04
Skating Skills				1.67	5.50	5.50	5.25	5.75	5.25	6.00	5.75	5.25	5.25		5.46
Judges Total Program Component Score (factored)														26.49	

Deductions: Falls -1.00 (1) -1.00

Rank	Name	NOC Code	Starting Number	Total Segment Score	Total Element Score	Total Program Component Score (factored)	Total Deductions
------	------	----------	-----------------	---------------------	---------------------	--	------------------

18 MARTSENKO Jegor EST 2 47.89 22.33 25.56 0.00

#	Executed Elements	Info	Base Value	GOE	J1	J2	J3	J4	J5	J6	J7	J8	J9	Ref.	Scores of Panel
1	2A		3.30	0.47	2	2	1	2	2	1	1	1	1		3.77
2	3F+3T<<	<<	6.60	-2.50	-5	-5	-5	-5	-5	-4	-4	-5	-4		4.10
3	CCSp4		3.20	-0.50	1	-2	-2	-2	0	-2	-2	-4	-1		2.70
4	StSq4		3.90	0.11	1	1	1	2	1	-1	-1	-1	0		4.01
5	3Lz<	<	5.19	-2.23	-5	-5	-4	-5	-5	-5	-3	-5	-4		2.96
6	CCoSp4		3.50	-0.40	-1	-2	-2	0	-1	-1	-2	-1	0		3.10
7	FSSp1		2.00	-0.31	-1	-1	-2	-2	-2	-2	0	-3	-1		1.69
			27.69												22.33
Program Components				Factor											
Composition				1.67	5.50	4.50	5.00	5.75	5.50	5.00	4.75	4.50	5.75		5.14
Presentation				1.67	5.50	4.75	4.75	5.25	5.00	5.00	4.50	4.75	5.25		4.96
Skating Skills				1.67	5.50	5.50	4.75	5.25	5.75	5.50	4.50	4.50	5.50		5.21
Judges Total Program Component Score (factored)														25.56	

Deductions: 0.00



Judges Details per Skater

Legend:							
#	Sequence number	GOE	Grade of Execution	Jx	Judges (x=1-9)	Ref.	Referee
*	Invalid element	<	Under-rotated jump	<<	Downgraded jump		
x	Credit for highlight distribution, base value multiplied by 1.1			!	Not clear edge	F	Fall
q	Jump landed on the quarter						



ISU Panel of Judges and Technical Panel

Panel of Judges

Function	Name
Referee Judge No. 1	CRANE Beth

Technical Panel

Function	Name
Technical Controller	RHEE Chihee
Technical Specialist	AMANO Shin
Technical Specialist	LORENZ Jyrina

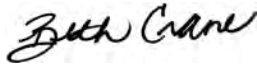
Data/Replay Operators

Function	Name
Data Operator	TEWANIAN Sarkis
Replay Operator	CHEON Seungeun



Segment Results

Rank	Name	NOC Code	Total Segment Score
1	KIM Hyungyeom	KOR	147.45
2	NAKATA Rio	JPN	142.70
3	HAGARA Adam	SVK	141.17
4	LI Yanhao	NZL	140.83
5	KAKIUCHI Haru	JPN	124.77
6	SANCHEZ Jacob	USA	123.90
7	ZICH Raffaele Francesco	ITA	123.79
8	LI David	CAN	118.57
9	PAVLOV Georgii	SUI	116.85
10	SUPATASHVILI Konstantin	GEO	116.25
11	TIAN Tonghe	CHN	112.24
12	MACRAE Tao	GBR	112.12
13	CHERVET Aurelian	SUI	109.00
14	NOVIKOV Vadym	UKR	105.73
15	MOTILLA Gianni	FRA	104.47
16	SAYED Elias	SWE	95.57
17	KORKACS Kirills	LAT	91.07
18	MARTSENKO Jegor	EST	87.58



CRANE Beth, ISU
Referee



RHEE Chihee, ISU
Technical Controller



Judges Details per Skater

Rank	Name	NOC Code	Starting Number	Total Segment Score	Total Element Score	Total Program Component Score (factored)	Total Deductions									
1	KIM Hyungyeom	KOR	16	147.45	77.29	70.16	0.00									
#	Executed Elements	Info	Base Value	GOE	J1	J2	J3	J4	J5	J6	J7	J8	J9	Ref.	Scores of Panel	
1	4T		9.50	0.41	1	0	1	-1	1	2	0	0	0		9.91	
2	3A		8.00	1.37	2	1	2	1	2	3	0	2	2		9.37	
3	3Lz! ⁺ 3T	!	10.10	0.00	1	-1	1	0	1	0	0	-1	-1		10.10	
4	3F		5.30	0.83	2	2	2	0	1	2	1	1	2		6.13	
5	FCSp4		3.20	0.14	1	0	0	1	0	3	0	0	1		3.34	
6	3Lz! ⁺ 3Tq	!	11.11	x -1.43	-2	-3	-2	-2	-1	-3	-2	-3	-3		9.68	
7	3Lo+2Aq+2A+SEQ	q	12.65	x -1.05	0	-3	-2	-2	-2	-3	-2	-2	-2		11.60	
8	3Sq	q	4.73	x -0.43	-1	-2	0	-1	0	0	-2	-2	-1		4.30	
9	ChSq1		3.00	1.21	3	2	4	2	3	2	3	2	2		4.21	
10	CCoSp4		3.50	0.75	1	2	2	2	3	3	2	2	2		4.25	
11	FCCoSp4		3.50	0.90	2	3	3	2	3	3	2	3	2		4.40	
			74.59												77.29	
Program Components			Factor													
Composition			3.33	7.50	6.50	7.50	6.75	7.00	7.50	6.75	6.50	7.00				7.00
Presentation			3.33	7.50	6.50	7.00	6.75	7.25	7.25	7.00	6.50	7.25				7.00
Skating Skills			3.33	7.75	6.75	7.75	6.75	7.50	7.25	6.75	6.75	6.75				7.07
Judges Total Program Component Score (factored)															70.16	
Deductions:														0.00		

Rank	Name	NOC Code	Starting Number	Total Segment Score	Total Element Score	Total Program Component Score (factored)	Total Deductions									
2	NAKATA Rio	JPN	2	142.70	74.56	68.14	0.00									
#	Executed Elements	Info	Base Value	GOE	J1	J2	J3	J4	J5	J6	J7	J8	J9	Ref.	Scores of Panel	
1	4T		9.50	-3.53	-3	-5	-3	-4	-3	-4	-5	-4	-3		5.97	
2	3A+3T		12.20	1.49	2	1	1	2	2	2	2	2	2		13.69	
3	FCSp4		3.20	0.41	2	1	0	3	1	1	1	1	2		3.61	
4	3A		8.00	2.51	4	3	3	3	3	4	3	3	3		10.51	
5	3Lo		4.90	1.05	2	2	2	3	2	3	2	2	2		5.95	
6	3F+1Eu+3Sq	q	11.11	x -2.27	-3	-4	-4	-5	-5	-4	-5	-4	-4		8.84	
7	3Lo+2A+SEQ	x	9.02	x 1.26	3	3	3	3	3	2	2	2	2		10.28	
8	CSSp4		3.00	0.34	1	1	-1	2	2	1	1	1	1		3.34	
9	ChSq1		3.00	1.07	1	1	2	3	2	3	2	3	2		4.07	
10	2A	x	3.63	x 0.47	1	2	0	2	1	1	1	2	2		4.10	
11	CCoSp4		3.50	0.70	2	2	1	3	2	2	2	2	2		4.20	
			71.06												74.56	
Program Components			Factor													
Composition			3.33	7.50	6.25	7.00	7.00	6.75	7.00	6.50	6.50	6.50	7.00			6.82
Presentation			3.33	7.25	6.00	6.25	6.75	6.50	7.00	6.00	6.25	6.75				6.50
Skating Skills			3.33	7.50	7.00	7.00	7.25	7.50	7.25	6.75	7.00	7.00				7.14
Judges Total Program Component Score (factored)															68.14	
Deductions:														0.00		



Judges Details per Skater

Rank	Name	NOC Code	Starting Number	Total Segment Score	Total Element Score	Total Program Component Score (factored)	Total Deductions									
3	HAGARA Adam	SVK	17	141.17	72.44	68.73	0.00									
#	Executed Elements	Info	Base Value	GOE	J1	J2	J3	J4	J5	J6	J7	J8	J9	Ref.	Scores of Panel	
1	3A+2T		9.30	1.83	2	2	3	3	2	2	2	3	2		11.13	
2	3A		8.00	-0.11	-1	-1	1	2	0	0	0	0	-1		7.89	
3	3F+3T		9.50	0.76	1	2	3	2	0	1	2	1	1		10.26	
4	3Lo		4.90	0.49	1	1	3	0	0	1	1	2	1		5.39	
5	FCCoSp3V		2.25	0.03	1	1	-2	0	0	0	0	-1	1		2.28	
6	3F+2A+2A+SEQ		13.09	x 1.06	0	3	2	3	2	1	3	2	1		14.15	
7	3Lz!	!	6.49	x -0.34	-1	-1	0	1	0	-2	0	-1	-1		6.15	
8	CSSp3		2.60	0.22	0	2	1	0	2	0	0	2	1		2.82	
9	3S		4.73	x 0.68	1	2	2	2	2	1	2	1	1		5.41	
10	ChSq1		3.00	0.79	1	1	2	0	2	1	2	2	2		3.79	
11	CCoSp3		3.00	0.17	1	1	0	0	-1	1	1	0	1		3.17	
			66.86												72.44	
Program Components			Factor													
Composition			3.33	6.75	7.00	7.25	7.00	6.50	7.25	6.50	6.75	6.50				6.82
Presentation			3.33	6.75	6.50	7.00	7.00	7.00	7.00	6.25	6.75	6.75				6.82
Skating Skills			3.33	7.25	7.00	7.25	7.50	6.75	7.00	6.75	7.00	6.75				7.00
Judges Total Program Component Score (factored)															68.73	
Deductions:														0.00		

Rank	Name	NOC Code	Starting Number	Total Segment Score	Total Element Score	Total Program Component Score (factored)	Total Deductions									
4	LI Yanhao	NZL	14	140.83	70.53	70.30	0.00									
#	Executed Elements	Info	Base Value	GOE	J1	J2	J3	J4	J5	J6	J7	J8	J9	Ref.	Scores of Panel	
1	3A		8.00	-1.94	-2	-3	-2	-3	-2	-3	-3	-1	-2		6.06	
2	3Lz+3T		10.10	1.18	1	2	2	2	2	2	2	2	2		11.28	
3	3Lo		4.90	0.70	1	1	2	2	2	2	1	1	1		5.60	
4	FCSp4		3.20	0.82	3	2	3	3	3	2	3	2	2		4.02	
5	3F		5.30	-0.23	-1	-1	0	0	-1	0	1	0	-1		5.07	
6	3Lzq+2A+2A+SEQ	q	13.75	x -0.34	0	0	0	0	0	-1	-1	-2	-2		13.41	
7	ChSq1		3.00	1.29	2	3	3	3	3	2	2	3	2		4.29	
8	3F+2T		7.26	x 0.53	1	0	1	3	2	1	0	1	1		7.79	
9	3S		4.73	x 0.49	1	2	1	3	1	1	1	1	1		5.22	
10	FCCoSp3		3.00	0.69	3	2	3	3	2	2	2	2	2		3.69	
11	CCoSp4		3.50	0.60	2	2	2	3	-1	2	2	1	1		4.10	
			66.74												70.53	
Program Components			Factor													
Composition			3.33	7.00	6.75	7.25	7.00	7.00	7.25	6.50	6.50	7.00				6.93
Presentation			3.33	7.25	7.25	7.50	7.50	6.50	7.25	6.25	6.50	6.75				7.00
Skating Skills			3.33	6.75	7.25	7.50	7.25	7.25	7.25	6.50	7.25	7.25				7.18
Judges Total Program Component Score (factored)															70.30	
Deductions:														0.00		



Judges Details per Skater

Rank	Name	NOC Code	Starting Number	Total Segment Score	Total Element Score	Total Program Component Score (factored)	Total Deductions								
5	KAKIUCHI Haru	JPN	11	124.77	62.70	62.07	0.00								
#	Executed Elements	Info	Base Value	GOE	J1	J2	J3	J4	J5	J6	J7	J8	J9	Ref.	Scores of Panel
1	4T<	<	7.60	-3.80	-4	-5	-5	-5	-5	-5	-5	-5	-5		3.80
2	3Lo		4.90	-0.42	-1	-1	0	-1	-1	-2	-1	0	-1		4.48
3	3Lz+3T+2T		11.40	0.76	1	2	2	0	2	1	2	0	1		12.16
4	FCSp4		3.20	0.05	0	0	0	1	0	0	0	0	1		3.25
5	3Flq+2A+SEQ	!	8.60	-1.36	-1	-4	-3	-3	-1	-2	-3	-3	-3		7.24
6	3S	x	4.73	0.43	0	1	1	1	1	1	1	2	1		5.16
7	2A+3T	x	8.25	0.42	2	1	1	1	1	1	1	1	1		8.67
8	ChSq1		3.00	0.93	2	2	2	4	2	0	1	2	2		3.93
9	3Lz	x	6.49	0.76	1	2	1	1	2	1	1	1	2		7.25
10	CSSp4		3.00	0.21	2	0	0	0	0	0	1	2	2		3.21
11	CCoSp4		3.50	0.05	2	0	0	2	0	-1	0	-1	0		3.55
			64.67												62.70
Program Components				Factor											
Composition				3.33	7.00	5.50	6.50	6.75	6.50	5.25	5.75	6.00	6.00		6.14
Presentation				3.33	7.00	5.50	6.50	6.50	6.00	5.25	5.50	6.25	6.25		6.07
Skating Skills				3.33	7.00	6.50	6.50	6.50	6.25	6.50	6.00	6.50	6.25		6.43
Judges Total Program Component Score (factored)															62.07
Deductions:															0.00

Rank	Name	NOC Code	Starting Number	Total Segment Score	Total Element Score	Total Program Component Score (factored)	Total Deductions								
6	SANCHEZ Jacob	USA	18	123.90	55.86	68.04	0.00								
#	Executed Elements	Info	Base Value	GOE	J1	J2	J3	J4	J5	J6	J7	J8	J9	Ref.	Scores of Panel
1	3A+SEQ+2A*	*	8.00	-2.40	-3	-5	-2	-3	-4	-3	-3	-2	-3		5.60
2	1A		1.10	0.00	-1	0	0	0	0	0	0	0	0		1.10
3	3Lo		4.90	-0.49	-1	-1	-1	-2	-1	-1	-1	-1	-1		4.41
4	3Lz		5.90	-0.93	-1	-2	-2	-2	-3	-1	0	-2	-1		4.97
5	CCoSp4		3.50	0.85	2	3	3	2	2	2	4	3	2		4.35
6	3Lz+1Eu+3S	x	11.77	0.59	2	2	1	0	0	2	-1	1	1		12.36
7	2A+2T	x	5.06	0.57	2	2	1	3	1	2	0	3	1		5.63
8	3F	x	5.83	0.91	2	2	2	2	0	2	1	2	1		6.74
9	FCCoSp3		3.00	0.43	2	2	0	3	0	1	1	2	2		3.43
10	FSSp4		3.00	0.13	1	1	0	0	-1	0	0	1	1		3.13
11	ChSq1		3.00	1.14	1	3	3	3	1	2	2	3	2		4.14
			55.06												55.86
Program Components				Factor											
Composition				3.33	6.75	6.75	6.50	7.00	6.00	7.25	6.25	7.00	7.00		6.75
Presentation				3.33	7.00	7.25	6.25	6.75	6.50	7.25	6.00	7.00	6.50		6.75
Skating Skills				3.33	6.75	7.50	6.50	7.25	6.25	7.50	6.25	7.25	7.00		6.93
Judges Total Program Component Score (factored)															68.04
Deductions:															0.00



Judges Details per Skater

Rank	Name	NOC Code	Starting Number	Total Segment Score	Total Element Score	Total Program Component Score (factored)	Total Deductions									
7	ZICH Raffaele Francesco	ITA	15	123.79	54.83	68.96	0.00									
#	Executed Elements	Info	Base Value	GOE	J1	J2	J3	J4	J5	J6	J7	J8	J9	Ref.	Scores of Panel	
1	3A		8.00	-2.40	-3	-3	-3	-3	-3	-3	-3	-3	-3		5.60	
2	2Lo		1.70	0.00	-1	0	0	0	0	0	0	0	0		1.70	
3	3A+REP		5.60	-3.31	-4	-5	-4	-4	-4	-4	-4	-4	-4		2.29	
4	3F+3T		9.50	-0.38	-1	0	0	0	-1	-1	-1	-1	-1		9.12	
5	FSSp4		3.00	0.47	1	2	1	2	2	1	1	2	2		3.47	
6	3Lz+1Eu+2S		8.47	x 0.34	2	2	0	1	0	1	-1	0	0		8.81	
7	3S		4.73	x 0.43	1	1	1	0	2	2	0	1	1		5.16	
8	3Lz		6.49	x 0.00	0	1	0	0	0	1	-1	0	-1		6.49	
9	CCoSp4		3.50	0.65	1	2	1	2	2	2	2	2	2		4.15	
10	ChSq1		3.00	1.43	0	4	3	4	2	3	3	3	2		4.43	
11	CCSp4		3.20	0.41	1	2	0	0	2	2	2	1	1		3.61	
			57.19												54.83	
Program Components			Factor													
Composition			3.33	6.75	7.50	6.50	7.00	6.50	7.50	6.50	6.75	7.25				6.89
Presentation			3.33	6.50	7.50	6.75	7.25	6.75	7.00	6.75	7.00	7.00				6.93
Skating Skills			3.33	6.50	7.50	6.50	7.00	7.25	7.25	6.25	7.00	6.75				6.89
Judges Total Program Component Score (factored)														68.96		
Deductions:															0.00	

Rank	Name	NOC Code	Starting Number	Total Segment Score	Total Element Score	Total Program Component Score (factored)	Total Deductions										
8	LI David	CAN	8	118.57	56.26	62.31	0.00										
#	Executed Elements	Info	Base Value	GOE	J1	J2	J3	J4	J5	J6	J7	J8	J9	Ref.	Scores of Panel		
1	2A+1Eu+3F		9.10	-1.51	-3	-3	-3	-1	-3	-3	-3	-3	-2		7.59		
2	3Lz+3T<	<	9.26	-1.26	-2	-3	-2	-2	-1	-3	-2	-2	-2		8.00		
3	3S+2T		5.60	0.25	0	0	1	2	0	1	1	1	0		5.85		
4	FSSp4		3.00	0.09	1	0	0	1	-1	0	0	0	1		3.09		
5	3Lo		4.90	-1.54	-2	-3	-3	-4	-3	-5	-3	-3	-3		3.36		
6	3F!	!	5.83	x -0.68	-1	-2	-1	-1	0	-2	-1	-1	-2		5.15		
7	3Lz		6.49	x 0.51	0	1	1	0	1	1	1	2	1		7.00		
8	2A		3.63	x 0.52	1	2	1	1	2	2	2	1	2		4.15		
9	ChSq1		3.00	1.21	1	3	2	4	2	2	3	3	2		4.21		
10	CCSp4		3.20	0.46	1	1	1	3	1	2	2	2	1		3.66		
11	CCoSp4		3.50	0.70	1	1	2	3	3	2	3	2	1		4.20		
			57.51												56.26		
Program Components			Factor														
Composition			3.33	6.00	6.25	6.25	6.00	6.00	6.25	6.25	6.25	6.25	6.25	6.25		6.18	
Presentation			3.33	6.25	6.50	6.25	6.25	6.50	6.25	6.25	6.25	6.75	6.00				6.32
Skating Skills			3.33	6.00	6.25	6.50	6.25	5.75	6.25	6.25	6.50	6.00				6.21	
Judges Total Program Component Score (factored)														62.31			
Deductions:															0.00		



Judges Details per Skater

Rank	Name	NOC Code	Starting Number	Total Segment Score	Total Element Score	Total Program Component Score (factored)	Total Deductions								
9	PAVLOV Georgii	SUI	12	116.85	58.48	58.37	0.00								
#	Executed Elements	Info	Base Value	GOE	J1	J2	J3	J4	J5	J6	J7	J8	J9	Ref.	Scores of Panel
1	3Lz+2T		7.20	0.76	0	2	1	1	2	1	1	2	1		7.96
2	3F		5.30	0.83	0	2	2	1	1	1	2	2	2		6.13
3	3Lz		5.90	0.42	1	1	2	0	0	1	1	0	1		6.32
4	FCCoSp3V		2.25	-0.65	-2	-4	-3	-3	-2	-3	-3	-4	-2		1.60
5	3Lo		4.90	0.42	1	1	1	0	1	2	1	0	1		5.32
6	3T+1Eu+3Sq	q	9.90	x -0.74	-1	-2	-2	-2	0	-1	-2	-2	-2		9.16
7	ChSq1		3.00	0.36	1	1	0	0	-1	1	1	1	1		3.36
8	3T+2A+SEQ		8.25	x 0.42	1	1	1	0	1	1	1	1	1		8.67
9	2A		3.63	x 0.28	1	1	1	0	0	1	1	1	1		3.91
10	CCoSp3		3.00	-0.04	0	-1	-1	0	1	1	-1	0	0		2.96
11	FSSp4		3.00	0.09	0	1	0	0	0	1	0	1	0		3.09
			56.33												58.48
Program Components				Factor											
Composition				3.33	6.25	6.00	5.75	5.50	5.50	5.75	5.75	5.25	6.00		5.75
Presentation				3.33	6.00	6.25	6.00	5.50	5.75	6.00	6.00	5.75	5.75		5.89
Skating Skills				3.33	6.00	6.00	6.00	5.75	5.50	6.25	6.00	5.50	6.00		5.89
Judges Total Program Component Score (factored)															58.37
Deductions:															0.00

Rank	Name	NOC Code	Starting Number	Total Segment Score	Total Element Score	Total Program Component Score (factored)	Total Deductions								
10	SUPATASHVILI Konstantin	GEO	9	116.25	61.24	56.01	-1.00								
#	Executed Elements	Info	Base Value	GOE	J1	J2	J3	J4	J5	J6	J7	J8	J9	Ref.	Scores of Panel
1	3Aq	F	8.00	-4.00	-5	-5	-5	-5	-5	-5	-5	-5	-5		4.00
2	2A		3.30	0.38	0	2	1	0	2	1	1	1	2		3.68
3	3Lo+2T		6.20	0.21	0	1	0	0	2	1	0	0	1		6.41
4	3Lz+3T		10.10	0.34	1	1	1	0	2	0	0	0	1		10.44
5	CSSp4		3.00	0.60	2	2	3	1	3	1	2	3	1		3.60
6	3Lz+1Eu+3S		11.77	x 0.51	1	0	1	0	2	2	0	0	2		12.28
7	3F		5.83	x 0.15	1	0	0	0	1	1	0	0	0		5.98
8	3Lo		5.39	x 0.35	1	1	1	0	1	1	0	0	1		5.74
9	ChSq1		3.00	0.00	0	0	0	-3	0	0	0	0	0		3.00
10	FCSp4		3.20	-0.05	0	0	0	-1	-1	0	0	0	0		3.15
11	CCoSp3		3.00	-0.04	1	0	-1	1	1	-2	-1	-1	0		2.96
			62.79												61.24
Program Components				Factor											
Composition				3.33	5.50	5.75	5.75	4.75	5.75	6.00	4.75	5.50	5.75		5.54
Presentation				3.33	5.75	5.25	6.00	5.25	5.75	6.00	4.50	5.50	5.50		5.57
Skating Skills				3.33	6.25	5.50	5.50	5.50	6.50	6.00	5.00	5.50	5.75		5.71
Judges Total Program Component Score (factored)															56.01
Deductions:							Falls	-1.00	(1)						-1.00



Judges Details per Skater

Rank	Name	NOC Code	Starting Number	Total Segment Score	Total Element Score	Total Program Component Score (factored)	Total Deductions								
11	TIAN Tonghe	CHN	13	112.24	53.34	59.90	-1.00								
#	Executed Elements	Info	Base Value	GOE	J1	J2	J3	J4	J5	J6	J7	J8	J9	Ref.	Scores of Panel
1	3Lz+3T		10.10	1.18	2	1	2	2	3	2	2	2	2		11.28
2	2A+1Eu+3S	F	8.10	-2.09	-5	-5	-5	-5	-4	-5	-5	-4	-5		6.01
3	3Lo		4.90	-0.84	-2	-2	-2	-2	-1	-1	-1	-1	-2		4.06
4	FCSp4		3.20	0.09	1	1	0	1	0	0	0	0	0		3.29
5	3F!	!	5.30	-0.53	-1	-1	-1	-1	0	-2	-1	-1	-1		4.77
6	3Lo<+2T	<	5.74	x -0.78	-2	-2	-2	-2	-2	-2	-2	-2	-2		4.96
7	FCCoSp3		3.00	0.13	2	1	0	-1	2	-1	0	0	1		3.13
8	3Lz	x	6.49	-1.35	-2	-3	-3	-2	-3	-2	-2	-2	-2		5.14
9	2A	x	3.63	0.19	0	1	0	-1	1	1	0	1	1		3.82
10	ChSq1		3.00	0.71	1	3	2	0	2	0	1	2	2		3.71
11	CCoSp3		3.00	0.17	1	0	0	0	1	0	1	2	1		3.17
			56.46												53.34
Program Components				Factor											
Composition				3.33	5.75	6.00	6.75	5.50	5.50	5.75	6.00	6.00	6.25		5.89
Presentation				3.33	6.25	6.00	6.25	5.50	5.50	5.75	5.75	6.00	6.00		5.89
Skating Skills				3.33	6.00	6.25	6.75	6.00	6.50	6.00	6.00	6.50	6.25		6.21
Judges Total Program Component Score (factored)															59.90
Deductions:				Falls	-1.00 (1)										-1.00

Rank	Name	NOC Code	Starting Number	Total Segment Score	Total Element Score	Total Program Component Score (factored)	Total Deductions								
12	MACRAE Tao	GBR	10	112.12	54.55	57.57	0.00								
#	Executed Elements	Info	Base Value	GOE	J1	J2	J3	J4	J5	J6	J7	J8	J9	Ref.	Scores of Panel
1	3Lz		5.90	-0.59	-1	-2	-1	1	-1	-1	-1	-1	-1		5.31
2	3F		5.30	0.76	1	2	1	2	2	1	1	2	1		6.06
3	3Lz+2T		7.20	0.08	0	0	0	0	0	0	0	1	1		7.28
4	3T		4.20	-1.80	-4	-5	-4	-4	-4	-5	-5	-4	-4		2.40
5	FCCoSp4		3.50	-0.15	0	0	-1	1	-1	-2	0	-1	0		3.35
6	ChSq1		3.00	0.50	1	2	2	1	1	0	1	-1	1		3.50
7	3Lo	x	5.39	-0.35	0	-1	-1	-1	-2	-1	0	0	-1		5.04
8	3S+2A+1A+SEQ	x	9.57	-0.18	0	-1	0	-2	-1	1	0	0	-1		9.39
9	3S	x	4.73	0.18	0	1	0	0	0	1	0	1	1		4.91
10	FSSp4		3.00	0.21	1	1	0	0	-1	1	1	1	1		3.21
11	CCoSp4		3.50	0.60	2	2	1	2	0	3	2	2	1		4.10
			55.29												54.55
Program Components				Factor											
Composition				3.33	6.25	6.25	5.50	6.25	5.50	5.25	5.50	4.75	5.50		5.68
Presentation				3.33	6.00	6.25	6.00	5.75	6.00	5.75	5.75	5.25	5.75		5.86
Skating Skills				3.33	6.25	6.25	5.25	5.75	5.50	5.25	5.75	5.75	6.00		5.75
Judges Total Program Component Score (factored)															57.57
Deductions:															0.00



Judges Details per Skater

Rank	Name	NOC Code	Starting Number	Total Segment Score	Total Element Score	Total Program Component Score (factored)	Total Deductions
13	CHERVET Aurelian	SUI	7	109.00	51.89	57.11	0.00

#	Executed Elements	Info	Base Value	GOE	J1	J2	J3	J4	J5	J6	J7	J8	J9	Ref.	Scores of Panel
1	3F!	!	5.30	-1.59	-2	-4	-3	-3	-3	-4	-2	-3	-3		3.71
2	3Lz		5.90	-1.35	-2	-2	-2	-2	-3	-4	-2	-3	-2		4.55
3	3T+2T		5.50	0.12	0	2	0	0	1	0	0	1	0		5.62
4	2Lo		1.70	0.00	-1	0	0	0	0	0	0	0	0		1.70
5	CCSp4		3.20	0.23	0	1	0	2	0	0	2	1	1		3.43
6	3T		4.62	x 0.60	2	3	1	1	2	1	1	2	1		5.22
7	2A+1Eu+3Sq	q	8.91	x -0.92	-2	-2	-2	-2	-1	-3	-2	-2	-3		7.99
8	3S+2A+SEQ		8.36	x 0.31	1	2	1	1	1	0	1	0	0		8.67
9	ChSq1		3.00	1.29	2	4	2	3	3	3	3	2	2		4.29
10	CCoSp4		3.50	0.00	-1	0	-2	0	1	1	0	0	0		3.50
11	FSSp4		3.00	0.21	1	1	0	0	1	1	0	1	1		3.21
			52.99												51.89
Program Components				Factor											
Composition				3.33	5.75	6.50	5.50	6.75	5.75	5.50	5.50	5.75	5.25		5.75
Presentation				3.33	5.75	6.75	6.00	6.50	6.25	5.75	5.25	5.50	5.25		5.86
Skating Skills				3.33	5.50	6.50	5.25	6.25	5.50	5.25	5.50	5.50	5.00		5.54
Judges Total Program Component Score (factored)															57.11

Deductions:	0.00
--------------------	-------------

Rank	Name	NOC Code	Starting Number	Total Segment Score	Total Element Score	Total Program Component Score (factored)	Total Deductions
14	NOVIKOV Vadym	UKR	3	105.73	53.78	51.95	0.00

#	Executed Elements	Info	Base Value	GOE	J1	J2	J3	J4	J5	J6	J7	J8	J9	Ref.	Scores of Panel
1	2A		3.30	0.33	1	1	1	0	2	-1	1	2	1		3.63
2	3F+3T		9.50	0.38	1	0	0	0	1	1	1	1	1		9.88
3	3Lz		5.90	-1.26	-2	-2	-2	-2	-3	-3	-2	-2	-2		4.64
4	3Lo		4.90	-0.49	-1	0	-1	-1	0	-2	-2	-1	-1		4.41
5	FCCoSp4		3.50	0.35	1	1	1	-1	2	1	0	2	1		3.85
6	3Lz+1Eu+2S		8.47	x -0.17	-1	1	0	0	-1	0	-2	0	0		8.30
7	3F+2T		7.26	x 0.00	0	0	0	-1	0	0	0	0	1		7.26
8	CCoSp3V		2.25	0.00	1	0	0	-1	2	-1	0	0	0		2.25
9	ChSq1		3.00	0.14	1	1	1	-1	-1	0	0	0	2		3.14
10	2A		3.63	x 0.00	0	0	0	0	0	0	0	1	0		3.63
11	CSSp3		2.60	0.19	1	0	1	0	0	1	1	1	1		2.79
			54.31												53.78
Program Components				Factor											
Composition				3.33	5.25	6.00	5.25	4.50	5.25	5.00	5.00	5.25	5.25		5.18
Presentation				3.33	4.75	6.00	5.00	4.75	5.50	5.00	4.75	4.75	5.00		4.96
Skating Skills				3.33	5.25	6.25	5.50	4.75	6.25	5.00	5.00	5.75	5.50		5.46
Judges Total Program Component Score (factored)															51.95

Deductions:	0.00
--------------------	-------------



Judges Details per Skater

Rank	Name	NOC Code	Starting Number	Total Segment Score	Total Element Score	Total Program Component Score (factored)	Total Deductions									
15	MOTILLA Gianni	FRA	4	104.47	53.09	51.38	0.00									
#	Executed Elements	Info	Base Value	GOE	J1	J2	J3	J4	J5	J6	J7	J8	J9	Ref.	Scores of Panel	
1	3Lz+2T		7.20	0.59	1	1	1	1	1	1	1	2	1		7.79	
2	3F+2T+2Lo		8.30	0.83	2	2	2	1	2	1	2	1	1		9.13	
3	3Lz		5.90	0.84	1	2	3	1	2	1	1	2	1		6.74	
4	3Lo		4.90	0.07	1	0	0	0	0	0	1	0	0		4.97	
5	FCCoSp4		3.50	0.15	0	0	-2	-1	1	1	1	1	1		3.65	
6	ChSq1		3.00	0.29	1	0	0	0	1	1	0	1	1		3.29	
7	3S+2A+SEQ		8.36	x 0.12	0	1	0	0	1	0	0	0	1		8.48	
8	CSSp4		3.00	0.21	0	0	-1	0	2	2	1	1	1		3.21	
9	1S		0.44	x -0.01	-1	0	0	0	0	-1	0	0	0		0.43	
10	2A		3.63	x -0.38	-1	-1	-1	-1	-2	-2	0	-1	-1		3.25	
11	CCoSp3V		2.25	-0.10	-1	1	-1	-2	-1	0	0	0	0		2.15	
			50.48												53.09	
Program Components			Factor													
Composition			3.33	5.50	5.25	5.50	4.75	5.75	5.25	4.50	4.50	5.50				5.18
Presentation			3.33	5.75	5.00	4.75	5.25	5.50	5.00	4.50	4.25	5.25				5.04
Skating Skills			3.33	5.50	5.25	5.50	5.50	5.25	5.25	4.75	4.75	5.00				5.21
Judges Total Program Component Score (factored)															51.38	
Deductions:															0.00	

Rank	Name	NOC Code	Starting Number	Total Segment Score	Total Element Score	Total Program Component Score (factored)	Total Deductions										
16	SAYED Elias	SWE	1	95.57	46.55	49.02	0.00										
#	Executed Elements	Info	Base Value	GOE	J1	J2	J3	J4	J5	J6	J7	J8	J9	Ref.	Scores of Panel		
1	3F+3Tq	q	9.50	-2.65	-4	-5	-5	-5	-5	-5	-5	-5	-5		6.85		
2	2Lo		1.70	-0.51	-2	-3	-3	-3	-3	-4	-3	-3	-3		1.19		
3	3F		5.30	0.08	1	0	1	0	0	0	0	0	0		5.38		
4	CCSp3		2.80	0.20	1	0	1	0	2	0	2	1	0		3.00		
5	3Lz+2A+2T+SEQ		10.50	-0.51	0	-2	0	-2	-2	-1	0	-1	0		9.99		
6	2Lz	x	2.31	-0.12	-1	0	-1	0	-1	-1	-1	0	0		2.19		
7	3Sq+2T	q	6.16	x -0.86	-2	-2	-2	-2	-2	-2	-2	-2	-2		5.30		
8	2A	x	3.63	0.00	0	0	0	0	0	0	0	1	0		3.63		
9	ChSq1		3.00	0.14	1	1	0	-2	0	-2	1	1	1		3.14		
10	FSSp2		2.30	0.03	0	0	0	0	-1	0	1	0	1		2.33		
11	CCoSp4		3.50	0.05	1	0	-1	0	0	0	0	0	1		3.55		
			50.70												46.55		
Program Components			Factor														
Composition			3.33	4.75	5.50	5.25	4.75	5.25	4.50	5.00	4.50	5.00				4.93	
Presentation			3.33	4.75	5.25	5.00	4.75	4.75	4.50	4.75	4.50	4.50	4.75				4.75
Skating Skills			3.33	5.25	5.50	5.00	5.00	4.75	4.50	5.25	5.00	5.00				5.04	
Judges Total Program Component Score (factored)															49.02		
Deductions:															0.00		



Judges Details per Skater

Rank	Name	NOC Code	Starting Number	Total Segment Score	Total Element Score	Total Program Component Score (factored)	Total Deductions								
17	KORKACS Kirills	LAT	5	91.07	45.05	46.02	0.00								
#	Executed Elements	Info	Base Value	GOE	J1	J2	J3	J4	J5	J6	J7	J8	J9	Ref.	Scores of Panel
1	3Lz+3Tq	q	10.10	-1.18	-2	-2	-2	-3	-2	-2	-2	-2	-2		8.92
2	3F!+2A+SEQ	!	8.60	-0.83	-1	-3	-1	-2	-2	-3	-1	-1	-1		7.77
3	3Loq	q	4.90	-0.98	-2	-2	-2	-2	-2	-2	-2	-2	-2		3.92
4	CCSp3		2.80	-0.24	-3	0	-2	-1	-1	0	0	-2	0		2.56
5	3Sq+1Eu+2S	q	6.10	-1.54	-3	-4	-3	-4	-4	-4	-4	-3	-3		4.56
6	2A		3.63	x -0.66	-2	-2	-2	-3	-2	-2	-2	-2	-1		2.97
7	1F!	!	0.55	x -0.08	-1	-2	-2	-1	-1	-4	-1	-2	-2		0.47
8	3Lzq	q	6.49	x -1.18	-2	-2	-2	-3	-2	-2	-2	-2	-2		5.31
9	FSSp3		2.60	-0.07	0	0	0	0	-2	0	-1	-1	0		2.53
10	ChSq1		3.00	0.43	0	1	1	1	1	1	2	0	1		3.43
11	CCoSp3		3.00	-0.39	0	-2	-1	-2	-2	-1	-1	-1	-1		2.61
			51.77												45.05
Program Components				Factor											
Composition				3.33	4.50	5.00	5.00	4.50	4.75	4.50	4.50	4.00	4.50		4.61
Presentation				3.33	4.50	4.75	5.25	4.50	4.50	5.00	4.25	4.25	4.50		4.57
Skating Skills				3.33	4.25	4.75	4.75	4.50	4.75	4.75	4.75	3.75	4.75		4.64
Judges Total Program Component Score (factored)														46.02	
Deductions:														0.00	

Rank	Name	NOC Code	Starting Number	Total Segment Score	Total Element Score	Total Program Component Score (factored)	Total Deductions								
18	MARTSENKO Jegor	EST	6	87.58	41.10	47.48	-1.00								
#	Executed Elements	Info	Base Value	GOE	J1	J2	J3	J4	J5	J6	J7	J8	J9	Ref.	Scores of Panel
1	2A		3.30	0.33	1	1	1	1	1	1	1	1	1		3.63
2	3Lz+3T<	<	9.26	-1.26	-2	-2	-2	-2	-3	-3	-2	-2	-2		8.00
3	3F		5.30	-0.76	-1	-2	-1	-1	-2	-2	-1	-2	-1		4.54
4	FCSp4		3.20	0.00	1	0	0	0	0	0	0	0	0		3.20
5	3Lo		4.90	0.35	0	1	1	0	1	1	1	1	0		5.25
6	ChSq1		3.00	0.21	-2	1	0	0	1	2	1	0	0		3.21
7	3F<+REP	F	3.26	x -2.12	-5	-5	-5	-5	-5	-5	-5	-5	-5		1.14
8	3Lz<+1Eu+3S<<	<<	7.17	x -2.29	-4	-4	-5	-5	-5	-5	-5	-5	-5		4.88
9	2Aq	q	3.63	x -0.66	-2	-2	-2	-2	-2	-1	-2	-2	-2		2.97
10	CCoSp3		3.00	-0.47	-2	-2	-1	-1	0	-3	-1	-3	-1		2.53
11	CSSp2V		1.73	0.02	0	1	0	0	1	0	0	0	0		1.75
			47.75												41.10
Program Components				Factor											
Composition				3.33	4.50	5.50	4.75	4.50	5.50	5.00	4.50	4.00	4.75		4.79
Presentation				3.33	4.25	5.50	4.75	5.00	5.25	5.00	4.25	3.75	4.25		4.68
Skating Skills				3.33	4.25	5.75	5.00	5.00	5.00	5.25	4.50	4.25	4.50		4.79
Judges Total Program Component Score (factored)														47.48	
Deductions:							Falls	-1.00 (1)							-1.00

Legend:							
#	Sequence number	GOE	Grade of Execution	Jx	Judges (x=1-9)	Ref.	Referee
*	Invalid element	<	Under-rotated jump	<<	Downgraded jump		
x	Credit for highlight distribution, base value multiplied by 1.1			!	Not clear edge	REP	Jump repetition
F	Fall	q	Jump landed on the quarter				



Results

Rank	Name	NOC Code	Total Score	SP	FS
1	KIM Hyungyeom	KOR	216.73	3	1
2	HAGARA Adam	SVK	216.23	2	3
3	LI Yanhao	NZL	208.84	4	4
4	SANCHEZ Jacob	USA	200.28	1	6
5	NAKATA Rio	JPN	198.29	13	2
6	ZICH Raffaele Francesco	ITA	189.84	6	7
7	KAKIUCHI Haru	JPN	185.88	8	5
8	TIAN Tonghe	CHN	179.32	5	11
9	PAVLOV Georgii	SUI	178.82	7	9
10	LI David	CAN	175.73	11	8
11	SUPATASHVILI Konstantin	GEO	174.73	10	10
12	MACRAE Tao	GBR	171.61	9	12
13	CHERVET Aurelian	SUI	165.55	12	13
14	NOVIKOV Vadym	UKR	160.64	14	14
15	MOTILLA Gianni	FRA	156.26	17	15
16	SAYED Elias	SWE	150.14	15	16
17	KORKACS Kirills	LAT	144.43	16	17
18	MARTSENKO Jegor	EST	135.47	18	18



CRANE Beth, ISU
Referee



RHEE Chihee, ISU
Technical Controller

Legend:	FS Free Skating	SP Short Program
----------------	------------------------	-------------------------



Medallists

Medal	Name	NOC
GOLD	SHIMADA Mao	JPN - Japan
SILVER	SHIN Jia	KOR - Republic of Korea
BRONZE	TAKAGI Yo	JPN - Japan



Gangneung Ice Arena	28 JAN 2024	16:10	Short Program
	30 JAN 2024	14:30	Free Skating

Size of Skating Arena:	30m*60m
Ice Conditions:	very good
Number of Entries:	18
Number of Participants:	18

Entry Withdrawn:

Short Program			
Duration:	2:40 +/- 10 seconds		
Program Component Factors:	Skating Skills		1.33
	Transitions		1.33
	Performance		1.33

Free Skating			
Duration:	3:30 +/- 10 seconds		
Program Component Factors:	Skating Skills		2.67
	Transitions		2.67
	Performance		2.67



ISU Panel of Judges and Technical Panel

Panel of Judges

Function	Name
Referee	ROSENBLUTH Robert
Judge No. 1	ALHONEN Pia
Judge No. 2	GOSSELIN Veronique
Judge No. 3	TAYLOR Catherine L.
Judge No. 4	SZILAGYI Eva
Judge No. 5	CHIGOGIDZE Salome
Judge No. 6	WANG Yu
Judge No. 7	DELFA Daniel
Judge No. 8	MARRON Hal
Judge No. 9	KANTOR Anna

Technical Panel

Function	Name
Technical Controller	NOYES Deborah
Technical Specialist	KNYAZEV Artem
Technical Specialist	LEBLANC Raoul


Data/Replay Operators

Function	Name
Data Operator	CHEON Seungeun
Replay Operator	TEWANIAN Sarkis



Segment Results

Rank	Name	NOC Code	Total Segment Score
1	SHIMADA Mao	JPN	71.05
2	TAKAGI Yo	JPN	67.23
3	SHIN Jia	KOR	66.48
4	KIM Yuseong	KOR	63.64
5	GAO Shiqi	CHN	60.28
6	RUITER Kaiya	CAN	58.78
7	GURGENIDZE Inga	GEO	57.99
8	KALJUVERE Maria Eliise	EST	56.52
9	TSAI Yu-Feng	TPE	56.46
10	GRADINARU Anthea	SUI	55.78
11	KARHUNEN Iida	FIN	55.04
12	SHIFRIN Sophia	ISR	49.54
13	DUBECQ Eve	FRA	47.69
14	ZHANG Sherry	USA	45.97
15	EKKER Lena	HUN	44.93
16	STEPHENKO Sofja	LAT	44.77
17	KACZMARCZYK Sienna	AUS	39.97
Withdrawn	YAKOVLEVA Stefania	CYP	WD



ROSENBLUTH Robert, ISU
Referee



NOYES Deborah, ISU
Technical Controller

Legend:
WD Withdrawn



Judges Details per Skater

Rank	Name	NOC Code	Starting Number	Total Segment Score	Total Element Score	Total Program Component Score (factored)	Total Deductions
------	------	----------	-----------------	---------------------	---------------------	--	------------------

1 SHIMADA Mao JPN 16 71.05 39.41 31.64 0.00

#	Executed Elements	Info	Base Value	GOE	J1	J2	J3	J4	J5	J6	J7	J8	J9	Ref.	Scores of Panel	
1	2A		3.30	1.04	3	3	3	3	4	3	4	3	3		4.34	
2	3F+3T	!	9.50	0.53	1	2	2	0	2	0	0	2	0		10.03	
3	LSp4		2.70	0.81	3	4	2	3	4	3	2	3	3		3.51	
4	3Lz		6.49	1.85	3	4	3	3	3	3	4	3	3		8.34	
5	FSSp4		3.00	0.90	3	4	3	3	3	3	3	3	3		3.90	
6	StSq3		3.30	0.94	2	3	3	3	3	3	3	2	4		4.24	
7	CCoSp4		3.50	1.55	3	5	4	4	5	4	5	4	5		5.05	
			31.79												39.41	
Program Components				Factor												
Composition				1.33	7.75	8.00	7.75	8.00	8.00	7.25	7.75	8.25	8.25			7.93
Presentation				1.33	8.25	8.00	7.75	8.00	7.75	7.50	7.50	8.00	8.00			7.86
Skating Skills				1.33	8.00	8.25	7.75	8.50	8.25	7.25	7.50	8.25	8.00			8.00
Judges Total Program Component Score (factored)															31.64	

Deductions: 0.00

Rank	Name	NOC Code	Starting Number	Total Segment Score	Total Element Score	Total Program Component Score (factored)	Total Deductions
------	------	----------	-----------------	---------------------	---------------------	--	------------------

2 TAKAGI Yo JPN 8 67.23 37.67 29.56 0.00

#	Executed Elements	Info	Base Value	GOE	J1	J2	J3	J4	J5	J6	J7	J8	J9	Ref.	Scores of Panel	
1	3T+3T		8.40	0.96	2	2	3	2	2	3	3	2	2		9.36	
2	2A		3.30	1.04	3	3	3	4	3	3	5	3	2		4.34	
3	CSp4		2.60	0.48	1	2	1	2	2	2	2	2	2		3.08	
4	3Lz	x	6.49	1.43	2	2	3	3	2	3	3	2	1		7.92	
5	FSSp4		3.00	0.77	2	3	2	3	3	3	3	2	2		3.77	
6	StSq4		3.90	1.00	3	2	3	3	2	3	3	2	2		4.90	
7	CCoSp4		3.50	0.80	2	2	2	3	2	2	3	3	2		4.30	
			31.19												37.67	
Program Components				Factor												
Composition				1.33	8.25	7.00	8.00	7.75	7.25	7.25	8.00	6.75	6.50			7.43
Presentation				1.33	8.00	7.25	8.00	7.75	7.00	7.25	7.00	6.75	6.75			7.29
Skating Skills				1.33	8.00	7.25	8.00	7.75	7.00	7.50	8.00	7.00	6.50			7.50
Judges Total Program Component Score (factored)															29.56	

Deductions: 0.00

Rank	Name	NOC Code	Starting Number	Total Segment Score	Total Element Score	Total Program Component Score (factored)	Total Deductions
------	------	----------	-----------------	---------------------	---------------------	--	------------------

3 SHIN Jia KOR 17 66.48 35.86 30.62 0.00

#	Executed Elements	Info	Base Value	GOE	J1	J2	J3	J4	J5	J6	J7	J8	J9	Ref.	Scores of Panel	
1	3F+2T		6.60	0.30	1	2	0	0	-1	0	2	1	0		6.90	
2	2A		3.30	1.04	3	3	2	4	3	3	4	3	3		4.34	
3	FSSp4		3.00	0.86	3	4	2	3	3	3	3	2	3		3.86	
4	3Lz	x	6.49	1.69	4	3	2	4	3	3	3	2	2		8.18	
5	CCoSp4		3.50	0.95	3	3	2	4	3	2	4	2	2		4.45	
6	StSq4		3.90	1.11	3	3	2	3	3	3	3	2	3		5.01	
7	LSp3		2.40	0.72	3	4	2	3	3	3	3	2	4		3.12	
			29.19												35.86	
Program Components				Factor												
Composition				1.33	8.50	8.00	7.00	8.50	7.50	7.25	7.75	7.50	7.50			7.71
Presentation				1.33	8.50	7.75	7.50	8.50	7.75	7.00	7.25	7.50	7.25			7.64
Skating Skills				1.33	8.00	7.75	7.00	8.00	7.50	7.50	8.00	7.25	7.75			7.68
Judges Total Program Component Score (factored)															30.62	

Deductions: 0.00



Judges Details per Skater

Rank	Name	NOC Code	Starting Number	Total Segment Score	Total Element Score	Total Program Component Score (factored)	Total Deductions
4	KIM Yuseong	KOR	12	63.64	36.52	27.12	0.00

#	Executed Elements	Info	Base Value	GOE	J1	J2	J3	J4	J5	J6	J7	J8	J9	Ref.	Scores of Panel
1	2A		3.30	0.47	2	1	1	2	2	1	2	1	1		3.77
2	3F+3T		9.50	0.61	0	2	0	1	1	2	2	1	1		10.11
3	FSSp4		3.00	0.34	0	1	0	2	1	2	2	1	1		3.34
4	3Lz		6.49	0.76	1	1	1	1	1	2	3	2	1		7.25
5	CCoSp4		3.50	0.80	2	2	2	0	2	2	3	3	3		4.30
6	StSq4		3.90	0.61	1	2	2	2	1	2	1	2	1		4.51
7	LSp4		2.70	0.54	1	4	3	1	2	2	2	2	2		3.24
			32.39												36.52
Program Components				Factor											
Composition				1.33	6.50	7.25	6.00	7.25	6.25	7.00	7.25	7.25	6.50		6.86
Presentation				1.33	6.50	7.25	6.25	7.25	6.50	7.00	7.00	7.25	6.50		6.86
Skating Skills				1.33	6.25	6.75	6.50	7.00	6.50	6.75	6.75	7.25	6.50		6.68
Judges Total Program Component Score (factored)															27.12

Deductions:	0.00
--------------------	-------------

Rank	Name	NOC Code	Starting Number	Total Segment Score	Total Element Score	Total Program Component Score (factored)	Total Deductions
5	GAO Shiqi	CHN	4	60.28	33.77	26.51	0.00

#	Executed Elements	Info	Base Value	GOE	J1	J2	J3	J4	J5	J6	J7	J8	J9	Ref.	Scores of Panel
1	3T+3Tq	q	8.40	-0.06	0	-1	1	0	0	0	1	-1	-1		8.34
2	2A		3.30	0.75	2	3	3	2	2	2	3	1	2		4.05
3	CCoSp4		3.50	0.95	3	3	2	4	3	2	3	2	3		4.45
4	3Lz	x	6.49	-1.69	-4	-3	-2	-2	-3	-3	-2	-3	-4		4.80
5	FSSp4		3.00	0.43	1	2	1	3	1	2	2	1	1		3.43
6	StSq4		3.90	1.06	4	3	4	3	2	2	3	2	2		4.96
7	LSp4		2.70	1.04	5	5	3	4	4	3	4	4	3		3.74
			31.29												33.77
Program Components				Factor											
Composition				1.33	6.75	6.00	7.00	7.00	6.25	6.25	6.50	6.25	6.50		6.50
Presentation				1.33	6.75	6.25	7.25	7.00	6.00	6.25	7.00	6.50	6.50		6.61
Skating Skills				1.33	7.50	6.50	7.25	7.25	6.50	6.50	7.75	6.25	6.25		6.82
Judges Total Program Component Score (factored)															26.51

Deductions:	0.00
--------------------	-------------

Rank	Name	NOC Code	Starting Number	Total Segment Score	Total Element Score	Total Program Component Score (factored)	Total Deductions
6	RUITER Kaiya	CAN	10	58.78	31.52	27.26	0.00

#	Executed Elements	Info	Base Value	GOE	J1	J2	J3	J4	J5	J6	J7	J8	J9	Ref.	Scores of Panel
1	3F+3T<	<	8.66	-1.36	-2	-3	-3	-2	-3	-3	-2	-2	-4		7.30
2	2A		3.30	0.61	2	2	2	2	0	2	3	2	1		3.91
3	FSSp3		2.60	0.41	1	2	2	2	0	0	2	2	2		3.01
4	CCoSp4		3.50	0.40	2	2	1	1	1	1	1	1	1		3.90
5	3Lz	x	6.49	0.51	2	2	0	0	0	1	1	1	1		7.00
6	StSq2		2.60	0.56	3	2	3	2	0	2	1	2	3		3.16
7	LSp4		2.70	0.54	2	3	2	2	2	1	2	2	2		3.24
			29.85												31.52
Program Components				Factor											
Composition				1.33	7.50	7.75	6.75	6.25	6.25	6.50	7.75	6.00	6.75		6.82
Presentation				1.33	7.75	7.50	7.00	6.50	6.50	6.50	7.25	6.25	6.75		6.86
Skating Skills				1.33	7.00	7.25	7.00	6.75	6.25	6.75	7.50	6.25	6.75		6.82
Judges Total Program Component Score (factored)															27.26

Deductions:	0.00
--------------------	-------------



Judges Details per Skater

Rank	Name	NOC Code	Starting Number	Total Segment Score	Total Element Score	Total Program Component Score (factored)	Total Deductions								
7	GURGENIDZE Inga	GEO	18	57.99	33.11	25.88	-1.00								
#	Executed Elements	Info	Base Value	GOE	J1	J2	J3	J4	J5	J6	J7	J8	J9	Ref.	Scores of Panel
1	3F+3T	I	9.50	0.53	1	1	2	0	2	0	1	1	1		10.03
2	2A		3.30	0.80	2	2	2	3	3	2	3	1	3		4.10
3	CCoSp4		3.50	0.50	1	2	2	1	1	1	2	2	1		4.00
4	3Lzq	F	6.49	-2.95	-5	-5	-5	-5	-5	-5	-5	-5	-5		3.54
5	FSSp4		3.00	0.47	0	3	1	2	2	2	2	1	1		3.47
6	StSq4		3.90	0.56	1	1	1	1	2	2	2	2	1		4.46
7	LSp4		2.70	0.81	3	4	2	3	3	3	3	3	3		3.51
			32.39												33.11
Program Components				Factor											
Composition				1.33	6.00	6.50	5.50	6.00	6.75	6.50	7.00	7.25	6.50	6.46	
Presentation				1.33	5.75	6.25	5.25	5.75	6.50	6.50	6.25	6.75	6.25	6.18	
Skating Skills				1.33	6.25	7.00	5.50	7.00	6.75	6.75	7.25	7.25	6.75	6.82	
Judges Total Program Component Score (factored)															25.88
Deductions:				Falls	-1.00 (1)										-1.00

Rank	Name	NOC Code	Starting Number	Total Segment Score	Total Element Score	Total Program Component Score (factored)	Total Deductions								
8	KALJUVERE Maria Eliise	EST	15	56.52	31.77	25.75	-1.00								
#	Executed Elements	Info	Base Value	GOE	J1	J2	J3	J4	J5	J6	J7	J8	J9	Ref.	Scores of Panel
1	3F+3T		9.50	1.21	3	2	3	2	2	2	3	2	2		10.71
2	2A		3.30	0.57	1	1	2	2	2	2	2	1	2		3.87
3	FSSp4		3.00	0.69	2	3	2	3	2	3	2	2	2		3.69
4	3Lzeq	F	4.72	-2.36	-5	-5	-5	-5	-5	-5	-5	-5	-5		2.36
5	StSq3		3.30	0.47	2	3	1	2	1	2	1	1	1		3.77
6	CCoSp4		3.50	0.75	1	2	3	1	2	3	3	2	2		4.25
7	LSp4		2.70	0.42	1	2	0	2	1	2	2	2	1		3.12
			30.02												31.77
Program Components				Factor											
Composition				1.33	6.00	7.25	6.25	6.50	6.50	6.75	7.00	6.75	6.25	6.57	
Presentation				1.33	6.00	7.00	6.25	6.25	6.00	6.50	6.75	6.50	6.25	6.36	
Skating Skills				1.33	6.50	6.75	6.00	6.25	6.25	6.75	6.50	7.00	6.00	6.43	
Judges Total Program Component Score (factored)															25.75
Deductions:				Falls	-1.00 (1)										-1.00

Rank	Name	NOC Code	Starting Number	Total Segment Score	Total Element Score	Total Program Component Score (factored)	Total Deductions								
9	TSAI Yu-Feng	TPE	9	56.46	29.20	27.26	0.00								
#	Executed Elements	Info	Base Value	GOE	J1	J2	J3	J4	J5	J6	J7	J8	J9	Ref.	Scores of Panel
1	3Lz		5.90	0.59	1	1	1	1	0	1	1	1	1		6.49
2	2A		3.30	0.52	1	2	1	1	2	2	2	1	2		3.82
3	CCoSp4		3.50	0.90	2	3	2	3	2	2	3	3	3		4.40
4	StSq2		2.60	0.63	3	3	3	2	2	1	2	3	2		3.23
5	FSSp3		2.60	-0.15	-1	0	0	-1	-2	-1	-1	2	0		2.45
6	3Sq+2T	q	6.16	-0.55	-1	-1	-1	-2	-2	-1	0	-1	-2		5.61
7	LSp4		2.70	0.50	1	2	2	2	2	1	2	2	2		3.20
			26.76												29.20
Program Components				Factor											
Composition				1.33	6.75	7.00	7.00	7.25	7.25	6.25	6.75	6.50	6.75	6.86	
Presentation				1.33	7.25	7.25	7.50	7.50	6.75	6.25	6.75	7.00	6.50	7.00	
Skating Skills				1.33	6.75	6.50	6.75	6.75	6.75	6.00	6.75	6.50	6.50	6.64	
Judges Total Program Component Score (factored)															27.26
Deductions:															0.00



Judges Details per Skater

Rank	Name	NOC Code	Starting Number	Total Segment Score	Total Element Score	Total Program Component Score (factored)	Total Deductions								
10	GRADINARU Anthea	SUI	11	55.78	31.93	24.85	-1.00								
#	Executed Elements	Info	Base Value	GOE	J1	J2	J3	J4	J5	J6	J7	J8	J9	Ref.	Scores of Panel
1	3F1+3Lo	I	10.20	-0.98	-2	-2	0	-3	-2	-2	-1	-2	-2		9.22
2	2A		3.30	0.00	0	0	0	0	0	0	0	0	0		3.30
3	LSp4		2.70	0.19	1	2	0	1	0	1	0	1	1		2.89
4	3Lz		6.49	0.93	2	2	2	1	1	2	3	1	1		7.42
5	FSSp4		3.00	0.47	1	2	1	2	2	1	2	2	1		3.47
6	StSq3	F	3.30	-1.37	-4	-4	-5	-4	-4	-4	-3	-4	-5		1.93
7	CCoSp4		3.50	0.20	-1	1	0	2	1	0	1	1	0		3.70
			32.49												31.93
Program Components				Factor											
Composition				1.33	6.50	6.75	5.25	6.00	6.50	6.50	7.25	5.75	6.25		6.32
Presentation				1.33	6.00	6.50	5.25	6.25	6.50	6.00	7.00	6.00	6.00		6.18
Skating Skills				1.33	6.00	6.50	5.50	6.25	6.25	6.25	7.50	5.75	6.25		6.18
Judges Total Program Component Score (factored)															24.85
Deductions:				Falls	-1.00 (1)										-1.00

Rank	Name	NOC Code	Starting Number	Total Segment Score	Total Element Score	Total Program Component Score (factored)	Total Deductions								
11	KARHUNEN Iida	FIN	13	55.04	29.39	25.65	0.00								
#	Executed Elements	Info	Base Value	GOE	J1	J2	J3	J4	J5	J6	J7	J8	J9	Ref.	Scores of Panel
1	3F+COMBO		5.30	-2.65	-5	-5	-5	-5	-5	-5	-5	-5	-5		2.65
2	2A		3.30	0.33	1	1	1	1	1	1	2	0	1		3.63
3	FSSp4		3.00	0.64	2	2	2	3	2	2	3	1	2		3.64
4	3Lz	x	6.49	0.76	2	1	1	1	0	2	2	1	1		7.25
5	StSq4		3.90	0.72	2	2	2	2	3	1	2	1	2		4.62
6	CCoSp4		3.50	0.90	3	2	3	4	3	2	3	2	2		4.40
7	LSp4		2.70	0.50	2	3	2	3	2	1	2	1	1		3.20
			28.19												29.39
Program Components				Factor											
Composition				1.33	6.75	6.25	6.25	7.00	6.25	6.50	7.00	5.75	6.50		6.50
Presentation				1.33	6.00	6.50	6.50	6.75	6.50	6.25	7.50	6.00	6.25		6.39
Skating Skills				1.33	6.75	6.25	6.00	6.75	6.00	6.25	7.25	6.25	6.50		6.39
Judges Total Program Component Score (factored)															25.65
Deductions:														0.00	

Rank	Name	NOC Code	Starting Number	Total Segment Score	Total Element Score	Total Program Component Score (factored)	Total Deductions								
12	SHIFRIN Sophia	ISR	6	49.54	26.75	22.79	0.00								
#	Executed Elements	Info	Base Value	GOE	J1	J2	J3	J4	J5	J6	J7	J8	J9	Ref.	Scores of Panel
1	2A		3.30	0.47	2	1	1	1	2	2	1	1	2		3.77
2	3Fq+3T<	<	8.66	-1.97	-5	-4	-4	-3	-4	-4	-4	-2	-3		6.69
3	FSSp3		2.60	-0.04	-2	2	0	0	1	-1	0	-2	1		2.56
4	CCoSp4		3.50	0.45	2	1	0	1	1	1	2	2	1		3.95
5	3Lz<	<	5.19	-1.28	-3	-4	-3	-2	-3	-3	-3	-2	-2		3.91
6	StSq2		2.60	0.30	2	1	0	2	1	0	2	1	1		2.90
7	LSp4		2.70	0.27	1	0	0	0	2	1	1	2	2		2.97
			28.55												26.75
Program Components				Factor											
Composition				1.33	6.50	6.00	3.75	6.25	5.50	5.75	5.75	6.00	6.00		5.89
Presentation				1.33	5.75	5.50	4.00	6.50	5.25	5.25	6.00	5.75	5.75		5.61
Skating Skills				1.33	6.00	5.50	4.00	5.75	5.75	5.50	6.00	5.50	5.50		5.64
Judges Total Program Component Score (factored)															22.79
Deductions:														0.00	



Judges Details per Skater

Rank	Name	NOC Code	Starting Number	Total Segment Score	Total Element Score	Total Program Component Score (factored)		Total Deductions							
13	DUBECQ Eve	FRA	2	47.69	27.07	21.62		-1.00							
#	Executed Elements	Info	Base Value	GOE	J1	J2	J3	J4	J5	J6	J7	J8	J9	Ref.	Scores of Panel
1	2A		3.30	0.42	1	1	2	1	2	1	2	1	1		3.72
2	3Lz<	F	4.72	-2.36	-5	-5	-5	-5	-5	-5	-5	-5	-5		2.36
3	CCoSp4		3.50	0.40	0	2	1	0	1	2	2	1	1		3.90
4	3Lo+2T		6.82	x 0.28	0	0	1	1	0	1	1	0	1		7.10
5	FSSp4		3.00	0.43	0	2	1	2	0	2	1	2	2		3.43
6	StSq3		3.30	0.33	0	1	2	1	1	1	2	1	0		3.63
7	LSp4		2.70	0.23	0	2	2	0	0	1	0	2	1		2.93
			27.34												27.07
Program Components				Factor											
Composition				1.33	5.25	6.00	4.50	6.25	5.00	5.50	6.00	5.50	5.25		5.50
Presentation				1.33	5.25	5.75	4.00	5.75	4.75	5.25	5.50	5.25	5.00		5.25
Skating Skills				1.33	5.50	5.75	4.50	6.00	5.25	5.50	6.00	5.25	5.25		5.50
Judges Total Program Component Score (factored)															21.62
Deductions:				Falls	-1.00 (1)										-1.00
14	ZHANG Sherry	USA	14	45.97	22.40	25.57		-2.00							
#	Executed Elements	Info	Base Value	GOE	J1	J2	J3	J4	J5	J6	J7	J8	J9	Ref.	Scores of Panel
1	3Tq+COMBO	F	4.20	-2.10	-5	-5	-5	-5	-5	-5	-5	-5	-5		2.10
2	2A		3.30	0.38	1	2	1	0	1	1	2	1	1		3.68
3	CCoSp4		3.50	1.00	3	4	3	2	3	3	3	2	3		4.50
4	3Lz<	F	5.19	x -2.36	-5	-5	-5	-5	-5	-5	-5	-5	-5		2.83
5	FSSp3		2.60	-0.45	-1	-2	-2	-4	1	-2	-4	1	-2		2.15
6	StSq3		3.30	0.52	2	2	2	2	0	1	2	1	1		3.82
7	LSp4		2.70	0.62	2	3	2	3	3	1	2	2	2		3.32
			24.79												22.40
Program Components				Factor											
Composition				1.33	6.75	6.25	6.75	6.75	6.75	6.50	6.75	6.00	6.50		6.61
Presentation				1.33	6.00	5.75	6.25	6.50	6.25	6.00	6.50	5.75	6.00		6.11
Skating Skills				1.33	7.00	6.25	6.75	7.00	6.50	6.25	6.50	6.00	6.25		6.50
Judges Total Program Component Score (factored)															25.57
Deductions:				Falls	-2.00 (2)										-2.00
15	EKKER Lena	HUN	3	44.93	23.37	21.56		0.00							
#	Executed Elements	Info	Base Value	GOE	J1	J2	J3	J4	J5	J6	J7	J8	J9	Ref.	Scores of Panel
1	3F+2T		6.60	0.08	0	0	0	1	0	0	0	1	0		6.68
2	3Lz<	<	4.72	-2.23	-5	-5	-5	-5	-5	-4	-4	-4	-5		2.49
3	CCoSp4		3.50	0.05	0	-1	0	1	-1	1	0	0	1		3.55
4	2A<	<	2.90	x -0.57	-3	-3	-2	-2	-2	-2	-2	-2	-2		2.33
5	FSSp2		2.30	-0.46	-3	-2	-2	-2	-2	-2	-3	-1	0		1.84
6	StSq3		3.30	0.33	0	2	2	2	1	1	0	1	0		3.63
7	LSp3		2.40	0.45	1	2	2	2	2	1	2	2	2		2.85
			25.72												23.37
Program Components				Factor											
Composition				1.33	5.75	5.50	4.50	6.00	5.25	5.50	5.75	5.50	5.00		5.46
Presentation				1.33	5.50	6.00	4.50	6.00	5.00	5.25	6.00	5.75	5.00		5.50
Skating Skills				1.33	5.00	5.50	4.75	5.75	5.50	5.00	5.50	5.50	4.75		5.25
Judges Total Program Component Score (factored)															21.56
Deductions:					0.00										0.00



Judges Details per Skater

Rank	Name	NOC Code	Starting Number	Total Segment Score	Total Element Score	Total Program Component Score (factored)	Total Deductions								
16	STEPHENKO Sofja	LAT	7	44.77	24.25	21.52	-1.00								
#	Executed Elements	Info	Base Value	GOE	J1	J2	J3	J4	J5	J6	J7	J8	J9	Ref.	Scores of Panel
1	3F1+2T	!	6.60	-0.91	-2	-2	-2	-4	-1	-2	0	-2	-1		5.69
2	StSq3		3.30	0.14	0	1	2	-2	0	1	1	-1	1		3.44
3	2A		3.63	x 0.33	1	1	2	1	1	1	1	1	1		3.96
4	CCoSp4		3.50	-0.15	-1	-1	-1	-1	1	0	-2	-2	1		3.35
5	3Lz	F	6.49	x -2.95	-5	-5	-5	-5	-5	-5	-5	-5	-5		3.54
6	FSSp4		3.00	0.09	-1	0	0	-1	1	0	1	2	1		3.09
7	CSp2		1.80	-0.62	-3	-3	-3	-4	-4	-4	-5	-2	-3		1.18
			28.32												24.25
Program Components				Factor											
	Composition			1.33	4.75	6.25	5.00	5.50	5.50	5.50	5.75	5.00	6.25		5.50
	Presentation			1.33	4.50	5.75	4.75	5.50	5.00	5.00	6.00	4.75	6.00		5.25
	Skating Skills			1.33	4.75	6.00	5.00	5.75	5.25	5.25	5.75	5.25	5.75		5.43
	Judges Total Program Component Score (factored)														21.52
Deductions:				Falls		-1.00	(1)								-1.00

Rank	Name	NOC Code	Starting Number	Total Segment Score	Total Element Score	Total Program Component Score (factored)	Total Deductions								
17	KACZMARCZYK Sienna	AUS	1	39.97	20.31	19.66	0.00								
#	Executed Elements	Info	Base Value	GOE	J1	J2	J3	J4	J5	J6	J7	J8	J9	Ref.	Scores of Panel
1	2Lz		2.10	0.03	0	0	0	1	0	0	0	1	0		2.13
2	3Lo<+2T<<	<<	4.32	-1.96	-5	-5	-5	-5	-5	-5	-5	-4	-5		2.36
3	CCoSp4		3.50	0.40	1	1	1	1	1	1	2	2	0		3.90
4	StSq2		2.60	-0.07	-1	0	1	-1	-1	0	0	0	0		2.53
5	FSSp4		3.00	0.04	-1	1	0	1	0	0	-1	1	0		3.04
6	2A	x	3.63	0.14	0	0	1	0	1	0	1	1	0		3.77
7	LSp4		2.70	-0.12	-2	0	1	0	-2	-1	0	1	-1		2.58
			21.85												20.31
Program Components				Factor											
	Composition			1.33	5.00	5.25	4.25	5.50	5.25	5.25	5.00	4.50	5.00		5.04
	Presentation			1.33	4.75	5.25	4.25	5.25	4.50	5.00	5.25	4.75	4.75		4.89
	Skating Skills			1.33	4.75	5.25	4.00	5.50	4.75	5.00	5.00	4.50	4.75		4.86
	Judges Total Program Component Score (factored)														19.66
Deductions:															0.00

Legend:							
#	Sequence number	GOE	Grade of Execution	Jx	Judges (x=1-9)	Ref.	Referee
e	Wrong edge	<	Under-rotated jump	<<	Downgraded jump		
x	Credit for highlight distribution, base value multiplied by 1.1			!	Not clear edge	F	Fall
q	Jump landed on the quarter						



ISU Panel of Judges and Technical Panel

Panel of Judges

Function	Name
Referee	ROSENBLUTH Robert
Judge No. 1	SZILAGYI Eva
Judge No. 2	DELFA Daniel
Judge No. 3	MARRON Hal
Judge No. 4	ALHONEN Pia
Judge No. 5	GOSELIN Veronique
Judge No. 6	WANG Yu
Judge No. 7	KANTOR Anna
Judge No. 8	CHIGOGIDZE Salome
Judge No. 9	TAYLOR Catherine L.

Technical Panel

Function	Name
Technical Controller	NOYES Deborah
Technical Specialist	KNYAZEV Artem
Technical Specialist	LEBLANC Raoul

Data/Replay Operators

Function	Name
Data Operator	CHEON Seungeun
Replay Operator	TEWANIAN Sarkis



Segment Results

Rank	Name	NOC Code	Total Segment Score
1	SHIMADA Mao	JPN	125.94
2	SHIN Jia	KOR	125.35
3	ZHANG Sherry	USA	123.48
4	KIM Yuseong	KOR	117.89
5	TAKAGI Yo	JPN	115.97
6	GURGENIDZE Inga	GEO	115.42
7	KARHUNEN Iida	FIN	111.84
8	GAO Shiqi	CHN	108.13
9	GRADINARU Anthea	SUI	107.19
10	SHIFRIN Sophia	ISR	103.00
11	TSAI Yu-Feng	TPE	100.18
12	RUITER Kaiya	CAN	96.17
13	KALJUVERE Maria Eliise	EST	93.39
14	EKKER Lena	HUN	90.83
15	DUBECQ Eve	FRA	80.48
16	STEPHENKO Sofja	LAT	76.02
17	KACZMARCZYK Sienna	AUS	72.49

Robert G Rosenbluth

ROSENBLUTH Robert, ISU
Referee

Debbie Noyes

NOYES Deborah, ISU
Technical Controller



Judges Details per Skater

Rank	Name	NOC Code	Starting Number	Total Segment Score	Total Element Score	Total Program Component Score (factored)	Total Deductions								
1	SHIMADA Mao	JPN	16	125.94	64.78	62.16	-1.00								
#	Executed Elements	Info	Base Value	GOE	J1	J2	J3	J4	J5	J6	J7	J8	J9	Ref.	Scores of Panel
1	3Aq	q	8.00	-0.23	-1	2	0	-1	-1	1	-1	0	0		7.77
2	4T<<	F	4.20	-2.10	-5	-5	-5	-5	-5	-5	-5	-5	-5		2.10
3	3Lzq+3T<	<	9.26	-1.60	-3	-3	-2	-3	-3	-2	-3	-3	-2		7.66
4	FCCoSp4		3.50	0.70	2	2	3	1	2	2	2	2	2		4.20
5	3Flq+2A+SEQ	!	8.60	-0.91	-3	-2	-1	-2	-2	-2	-2	-1	-1		7.69
6	3S<+3T<+2T	<	8.91	x -1.13	-4	-3	-2	-3	-3	-3	-3	-4	-4		7.78
7	3Lo	x	5.39	x 1.19	3	2	2	2	2	3	1	3	3		6.58
8	ChSq1		3.00	1.57	3	3	3	3	3	3	4	4	2		4.57
9	3Lz	x	6.49	x 1.35	2	2	2	3	2	3	2	3	2		7.84
10	CCoSp4		3.50	1.35	4	3	4	3	4	4	4	5	4		4.85
11	LSp4		2.70	1.04	4	3	3	4	4	4	4	4	4		3.74
			63.55												64.78
Program Components				Factor											
Composition				2.67	7.75	7.50	8.00	7.00	8.25	7.50	8.00	7.75	7.50		7.71
Presentation				2.67	8.00	7.00	7.75	7.00	8.00	7.25	8.00	7.50	7.75		7.61
Skating Skills				2.67	8.50	7.75	8.00	7.25	8.00	7.50	8.25	8.00	8.25		7.96
Judges Total Program Component Score (factored)															62.16
Deductions:		Falls	-1.00 (1)											-1.00	

Rank	Name	NOC Code	Starting Number	Total Segment Score	Total Element Score	Total Program Component Score (factored)	Total Deductions									
2	SHIN Jia	KOR	15	125.35	63.45	61.90	0.00									
#	Executed Elements	Info	Base Value	GOE	J1	J2	J3	J4	J5	J6	J7	J8	J9	Ref.	Scores of Panel	
1	2A		3.30	1.08	4	4	2	3	2	4	3	4	3		4.38	
2	3Lo		4.90	1.47	3	3	3	3	2	3	3	4	3		6.37	
3	3S		4.30	0.80	3	1	1	2	1	2	2	3	2		5.10	
4	3Fl+2T+2Loq	!	8.30	-1.14	-4	-2	-2	-3	-3	-2	-2	-1	-1		7.16	
5	CCoSp		0.00	0.00	-	-	-	-	-	-	-	-	-		0.00	
6	3Lz+3T	x	11.11	x 1.69	3	3	2	3	2	3	3	3	3		12.80	
7	3Fe<+2A+SEQ	<	7.13	x -1.08	-4	-4	-2	-3	-4	-3	-3	-2	-4		6.05	
8	3Lz	x	6.49	x 1.60	3	2	3	3	2	3	3	3	2		8.09	
9	FCSp4		3.20	0.82	3	2	3	2	3	3	2	3	1		4.02	
10	ChSq1		3.00	1.93	5	4	4	4	4	3	4	4	2		4.93	
11	FCCoSp4		3.50	1.05	4	3	4	2	3	3	3	3	2		4.55	
			55.23												63.45	
Program Components				Factor												
Composition				2.67	8.25	7.25	7.50	8.25	8.00	7.50	7.50	7.50	7.50	7.75		7.71
Presentation				2.67	8.50	7.00	7.25	8.00	8.25	7.50	7.75	7.75	8.00		7.79	
Skating Skills				2.67	8.50	7.50	7.50	8.00	7.75	7.75	7.50	7.50	7.75		7.68	
Judges Total Program Component Score (factored)															61.90	
Deductions:															0.00	



Judges Details per Skater

Rank	Name	NOC Code	Starting Number	Total Segment Score	Total Element Score	Total Program Component Score (factored)	Total Deductions								
3	ZHANG Sherry	USA	2	123.48	69.70	53.78	0.00								
#	Executed Elements	Info	Base Value	GOE	J1	J2	J3	J4	J5	J6	J7	J8	J9	Ref.	Scores of Panel
1	3Lo		4.90	1.12	3	2	2	2	3	2	2	2	3		6.02
2	3Lz+2T		7.20	0.93	2	2	2	1	2	1	1	1	2		8.13
3	3T		4.20	0.96	3	2	3	2	3	2	2	2	2		5.16
4	3Lz		5.90	1.10	2	1	2	3	2	2	2	1	2		7.00
5	FCCoSp4		3.50	0.90	3	2	3	2	3	3	2	3	2		4.40
6	3Fq+2A+2A+SEQ	q	13.09	x -0.30	0	-1	0	0	-1	-1	-1	-1	0		12.79
7	3F+2T		7.26	x 0.53	1	1	1	1	1	1	1	1	1		7.79
8	3S		4.73	x 0.55	1	1	2	1	1	2	0	1	2		5.28
9	FCSp4		3.20	0.82	3	2	4	3	4	2	2	2	2		4.02
10	ChSq1		3.00	1.36	2	3	4	3	3	2	2	3	3		4.36
11	CCoSp4		3.50	1.25	4	4	4	3	4	3	3	4	3		4.75
			60.48												69.70
Program Components				Factor											
Composition				2.67	6.00	6.00	7.00	6.50	6.50	6.75	6.50	6.50	6.50		6.46
Presentation				2.67	6.75	6.75	7.25	6.75	6.75	7.00	6.75	6.25	6.75		6.79
Skating Skills				2.67	6.75	7.50	7.00	6.75	7.00	6.75	7.00	6.75	7.00		6.89
Judges Total Program Component Score (factored)															53.78
Deductions:														0.00	

Rank	Name	NOC Code	Starting Number	Total Segment Score	Total Element Score	Total Program Component Score (factored)	Total Deductions								
4	KIM Yuseong	KOR	12	117.89	62.81	56.08	-1.00								
#	Executed Elements	Info	Base Value	GOE	J1	J2	J3	J4	J5	J6	J7	J8	J9	Ref.	Scores of Panel
1	3A<	F	6.40	-3.20	-5	-5	-5	-5	-5	-5	-5	-5	-5		3.20
2	3F+3T		9.50	0.98	2	2	2	2	1	3	1	1	3		10.48
3	3Lz!	!	5.90	-0.25	-1	0	0	-1	0	-1	-1	0	0		5.65
4	3Lo+2T		6.20	0.28	1	1	1	0	0	1	0	0	1		6.48
5	FCCoSp3		3.00	0.56	3	3	2	2	1	2	1	1	2		3.56
6	3Lo+2A+2A<+SEQ	<	11.92	x -0.63	-1	-2	-1	-1	-2	-1	-2	-1	-1		11.29
7	3F		5.83	x 0.68	2	1	1	1	0	1	1	2	2		6.51
8	3S<	<	3.78	x -0.69	-1	-2	-2	-2	-3	-2	-2	-2	-2		3.09
9	ChSq1		3.00	1.21	3	2	2	3	4	2	2	3	2		4.21
10	FCSp4		3.20	0.59	3	2	3	1	2	1	1	3	1		3.79
11	CCoSp4		3.50	1.05	4	4	3	3	3	3	2	3	2		4.55
			62.23												62.81
Program Components				Factor											
Composition				2.67	7.50	6.75	6.75	7.00	7.50	7.00	6.75	7.25	7.25		7.07
Presentation				2.67	7.25	6.50	7.00	7.25	7.25	6.75	6.75	7.00	7.25		7.04
Skating Skills				2.67	7.25	6.75	7.25	6.75	7.00	6.50	6.50	7.00	7.00		6.89
Judges Total Program Component Score (factored)															56.08
Deductions:							Falls	-1.00 (1)						-1.00	



Judges Details per Skater

Rank	Name	NOC Code	Starting Number	Total Segment Score	Total Element Score	Total Program Component Score (factored)	Total Deductions								
5	TAKAGI Yo	JPN	17	115.97	55.15	60.82	0.00								
#	Executed Elements	Info	Base Value	GOE	J1	J2	J3	J4	J5	J6	J7	J8	J9	Ref.	Scores of Panel
1	3Lz+2T		7.20	0.93	2	2	1	2	1	2	0	1	2		8.13
2	2A+3T		7.50	0.96	1	3	2	3	2	3	2	2	2		8.46
3	3Fe	e	4.24	-0.79	-3	-2	-1	-1	-3	-2	-2	-2	-1		3.45
4	FSSp3		2.60	0.59	3	2	2	2	4	2	2	3	2		3.19
5	3S		4.30	0.61	1	2	1	2	1	2	0	2	1		4.91
6	1Lz	x	0.66	-0.02	0	0	-1	-1	0	0	0	-1	0		0.64
7	FCCoSp4		3.50	0.80	3	3	3	0	2	2	2	3	1		4.30
8	3Lo	x	5.39	0.84	2	3	2	2	1	2	1	1	2		6.23
9	ChSq1		3.00	1.57	3	4	4	3	4	2	4	2	2		4.57
10	2A+2T+2Lo	x	6.93	0.09	0	0	0	0	1	1	0	-1	2		7.02
11	CCoSp4		3.50	0.75	2	2	2	2	2	3	2	3	2		4.25
			48.82												55.15
Program Components				Factor											
Composition				2.67	7.50	7.50	7.50	8.25	7.75	7.25	7.50	7.25	8.00		7.57
Presentation				2.67	7.50	7.25	7.50	8.00	8.00	7.00	7.50	7.25	8.00		7.57
Skating Skills				2.67	7.75	7.75	7.50	7.75	7.50	7.25	7.75	7.50	8.00		7.64
Judges Total Program Component Score (factored)														60.82	
Deductions:															0.00

Rank	Name	NOC Code	Starting Number	Total Segment Score	Total Element Score	Total Program Component Score (factored)	Total Deductions								
6	GURGENIDZE Inga	GEO	9	115.42	64.29	51.13	0.00								
#	Executed Elements	Info	Base Value	GOE	J1	J2	J3	J4	J5	J6	J7	J8	J9	Ref.	Scores of Panel
1	3A		8.00	-0.91	0	-2	-2	-1	-1	-2	0	-1	-1		7.09
2	3F+2A+SEQ		8.60	0.91	1	1	-1	2	1	2	3	3	2		9.51
3	3Lz+1Eu+2S		7.70	0.42	0	1	1	0	1	1	1	0	2		8.12
4	3Lo		4.90	0.91	1	1	2	1	2	2	3	3	2		5.81
5	FCCoSp4		3.50	0.65	0	2	2	1	2	2	2	3	2		4.15
6	ChSq1		3.00	0.93	2	2	3	1	1	1	2	3	2		3.93
7	2F	x	1.98	0.05	0	1	0	0	0	0	1	0	2		2.03
8	LSp3		2.40	0.51	2	1	2	3	2	2	2	3	2		2.91
9	3Lz	x	6.49	1.35	2	3	1	2	2	2	3	3	2		7.84
10	2A+3T	x	8.25	0.60	2	2	2	1	1	2	1	1	1		8.85
11	CCoSp4		3.50	0.55	-1	2	1	0	2	2	2	2	2		4.05
			58.32												64.29
Program Components				Factor											
Composition				2.67	5.25	5.50	5.25	5.75	6.50	6.75	7.00	7.00	6.50		6.18
Presentation				2.67	4.75	5.75	5.75	5.50	6.50	6.50	6.75	6.75	6.50		6.18
Skating Skills				2.67	6.50	6.75	6.75	6.25	7.25	6.75	7.00	7.00	6.75		6.79
Judges Total Program Component Score (factored)														51.13	
Deductions:															0.00



Judges Details per Skater

Rank	Name	NOC Code	Starting Number	Total Segment Score	Total Element Score	Total Program Component Score (factored)	Total Deductions									
7	KARHUNEN Iida	FIN	6	111.84	60.90	50.94	0.00									
#	Executed Elements	Info	Base Value	GOE	J1	J2	J3	J4	J5	J6	J7	J8	J9	Ref.	Scores of Panel	
1	3F+3T		9.50	0.68	2	1	1	2	0	2	1	0	2		10.18	
2	2A		3.30	0.24	1	0	1	1	1	0	0	1	1		3.54	
3	3Lzq	q	5.90	-0.93	-1	-2	-2	-1	-1	-2	-2	-1	-2		4.97	
4	CCoSp4		3.50	0.60	3	1	1	2	2	2	1	2	2		4.10	
5	3Lz+2T+2Lo		8.90	0.08	0	0	1	0	1	0	0	-1	0		8.98	
6	ChSq1		3.00	0.93	3	3	2	2	1	1	2	1	2		3.93	
7	3F<	<	4.66	x -0.85	-2	-2	-2	-2	-3	-2	-2	-2	-2		3.81	
8	3Lo+2A+SEQ		9.02	x 0.56	2	0	1	2	1	1	1	1	1		9.58	
9	3S	x	4.73	x 0.55	2	0	1	2	1	1	1	1	2		5.28	
10	FSSp4		3.00	0.60	3	2	2	2	2	2	2	2	1		3.60	
11	LSp4		2.70	0.23	2	2	1	1	0	0	0	-2	2		2.93	
			58.21												60.90	
Program Components			Factor													
Composition			2.67	7.00	6.00	5.50	6.75	6.25	6.75	6.25	6.50	7.00				6.50
Presentation			2.67	7.00	5.75	5.75	6.00	6.25	6.50	6.25	6.50	6.75				6.29
Skating Skills			2.67	6.75	6.00	5.50	6.50	6.50	6.25	6.00	6.25	6.50				6.29
Judges Total Program Component Score (factored)															50.94	
Deductions:														0.00		

Rank	Name	NOC Code	Starting Number	Total Segment Score	Total Element Score	Total Program Component Score (factored)	Total Deductions									
8	GAO Shiqi	CHN	13	108.13	56.18	52.95	-1.00									
#	Executed Elements	Info	Base Value	GOE	J1	J2	J3	J4	J5	J6	J7	J8	J9	Ref.	Scores of Panel	
1	3Lz+2T		7.20	-0.25	0	-1	-1	0	0	-1	0	-1	1		6.95	
2	2A		3.30	0.28	0	1	1	1	1	-1	1	1	1		3.58	
3	2A+3T		7.50	0.84	2	3	2	2	1	3	2	1	2		8.34	
4	3Fq	F	5.30	-2.65	-5	-5	-5	-5	-5	-5	-5	-5	-5		2.65	
5	FCSp4		3.20	0.87	3	3	2	3	4	3	2	3	2		4.07	
6	ChSq1		3.00	0.93	2	2	2	1	2	2	2	2	0		3.93	
7	3Lz	x	6.49	x -0.93	-1	-2	-1	-1	-2	-2	-2	-2	0		5.56	
8	3F!+2T+2Lo<	<	8.76	x -1.59	-4	-3	-3	-3	-3	-2	-3	-3	-3		7.17	
9	3S	x	4.73	x 0.55	2	1	0	2	0	2	1	2	1		5.28	
10	CCoSp4		3.50	0.90	2	2	2	3	3	3	3	2	3		4.40	
11	FCCoSp4		3.50	0.75	2	2	2	3	2	3	2	2	2		4.25	
			56.48												56.18	
Program Components			Factor													
Composition			2.67	6.50	6.50	7.25	6.50	6.50	6.50	6.50	6.75	6.50	6.00			6.54
Presentation			2.67	6.50	6.25	6.75	6.50	6.50	6.50	6.50	6.50	6.25	6.25			6.43
Skating Skills			2.67	7.25	6.75	7.00	7.25	6.75	6.75	6.75	6.75	6.75	6.50			6.86
Judges Total Program Component Score (factored)															52.95	
Deductions:							Falls	-1.00 (1)						-1.00		



Judges Details per Skater

Rank	Name	NOC Code	Starting Number	Total Segment Score	Total Element Score	Total Program Component Score (factored)	Total Deductions								
9	GRADINARU Anthea	SUI	8	107.19	58.76	48.43	0.00								
#	Executed Elements	Info	Base Value	GOE	J1	J2	J3	J4	J5	J6	J7	J8	J9	Ref.	Scores of Panel
1	3Lz		5.90	1.43	2	3	2	3	3	2	2	2	3		7.33
2	3F!+2Lo	!	7.00	-0.38	-2	-1	-1	0	0	-1	-1	-1	1		6.62
3	3Lo		4.90	0.77	1	1	1	2	0	2	2	2	2		5.67
4	3S		4.30	-0.25	-1	-1	-1	0	0	0	-1	-1	0		4.05
5	FCSp4		3.20	0.55	1	2	2	1	2	2	1	2	2		3.75
6	3Lz+2A+2T+SEQ		11.55	x 0.42	1	1	1	1	0	1	0	0	2		11.97
7	3F!	!	5.83	x -2.20	-4	-4	-3	-5	-4	-4	-4	-4	-4		3.63
8	2A+2T		5.06	x -0.75	-3	-2	-2	-2	-3	-1	-3	-2	-2		4.31
9	CCoSp4		3.50	0.50	2	2	1	1	2	1	1	2	1		4.00
10	ChSq1		3.00	0.43	0	2	1	0	2	1	1	1	0		3.43
11	FCCoSp4		3.50	0.50	1	2	2	0	2	1	1	2	1		4.00
			57.74												58.76
Program Components				Factor											
Composition				2.67	5.50	6.50	6.00	5.50	6.50	6.00	6.25	6.00	5.50		5.96
Presentation				2.67	5.75	5.75	6.25	5.25	6.25	6.25	6.25	5.75	5.25		5.89
Skating Skills				2.67	6.25	6.25	6.00	5.75	6.50	6.50	6.50	6.50	6.00		6.29
Judges Total Program Component Score (factored)															48.43
Deductions:															0.00

Rank	Name	NOC Code	Starting Number	Total Segment Score	Total Element Score	Total Program Component Score (factored)	Total Deductions								
10	SHIFRIN Sophia	ISR	7	103.00	56.08	46.92	0.00								
#	Executed Elements	Info	Base Value	GOE	J1	J2	J3	J4	J5	J6	J7	J8	J9	Ref.	Scores of Panel
1	3Lo		4.90	0.63	2	2	1	2	1	1	1	1	1		5.53
2	3Lz<	<	4.72	-0.94	-2	-2	-2	-3	-3	-2	-1	-1	-2		3.78
3	3S		4.30	0.43	1	1	1	0	1	1	1	2	1		4.73
4	3Fq	q	5.30	-0.98	-2	-2	-2	-2	-2	-2	-1	-1	-2		4.32
5	CCoSp4		3.50	0.55	2	1	2	1	2	1	1	2	2		4.05
6	ChSq1		3.00	0.79	2	1	2	1	2	0	2	2	1		3.79
7	2A+3T<	<	7.33	x -0.72	-2	-2	-2	-2	-3	-2	-2	-1	-3		6.61
8	3Lo+2A+2T+SEQ		10.45	x 0.00	0	0	0	0	0	1	0	0	-1		10.45
9	3Lz<+2T	<	6.62	x -0.94	-2	-2	-2	-2	-3	-2	-2	-2	-2		5.68
10	FCCoSp4		3.50	0.40	0	1	2	0	1	1	1	2	2		3.90
11	LSp4		2.70	0.54	2	2	2	2	2	2	2	3	2		3.24
			56.32												56.08
Program Components				Factor											
Composition				2.67	6.50	4.75	6.00	5.00	6.00	5.75	6.25	5.75	6.75		5.89
Presentation				2.67	6.50	5.50	5.75	5.00	5.75	5.50	6.00	5.50	6.75		5.79
Skating Skills				2.67	6.25	5.25	6.25	5.50	5.50	6.00	6.00	5.75	6.25		5.89
Judges Total Program Component Score (factored)															46.92
Deductions:															0.00



Judges Details per Skater

Rank	Name	NOC Code	Starting Number	Total Segment Score	Total Element Score	Total Program Component Score (factored)	Total Deductions								
11	TSAI Yu-Feng	TPE	10	100.18	47.93	52.25	0.00								
#	Executed Elements	Info	Base Value	GOE	J1	J2	J3	J4	J5	J6	J7	J8	J9	Ref.	Scores of Panel
1	3Lzq+2T<	<	6.94	-2.19	-4	-4	-1	-5	-3	-3	-4	-4	-4		4.75
2	2A		3.30	0.19	1	0	0	1	1	1	0	2	0		3.49
3	FCCoSp4		3.50	0.60	3	2	2	1	2	2	1	2	1		4.10
4	3Lzq+2A<+SEQ	<	8.54	-1.94	-4	-3	-2	-4	-4	-3	-3	-4	-2		6.60
5	3Tq	q	4.20	-0.48	-1	-2	-1	-1	-1	-1	-2	-1	-1		3.72
6	3F<	<	4.66	x -0.85	-2	-2	-2	-2	-3	-2	-2	-2	-2		3.81
7	3S<+2T<+2Lo<<	<<	5.48	x -1.62	-5	-5	-4	-5	-5	-4	-4	-5	-5		3.86
8	ChSq1		3.00	1.29	4	2	2	3	3	2	3	3	1		4.29
9	3S		4.73	x 0.61	3	1	2	1	1	2	2	1	0		5.34
10	FCCSp3		2.80	0.72	4	2	2	3	3	2	3	3	2		3.52
11	CCoSp4		3.50	0.95	4	2	3	2	3	3	3	2	3		4.45
			50.65												47.93
Program Components				Factor											
Composition				2.67	7.50	6.00	6.00	6.75	6.75	6.75	7.00	6.75	6.00		6.57
Presentation				2.67	7.50	5.75	6.25	6.75	6.50	7.00	7.00	6.50	6.25		6.61
Skating Skills				2.67	6.75	6.25	5.75	6.25	6.25	6.50	6.75	6.75	6.00		6.39
Judges Total Program Component Score (factored)															52.25
Deductions:														0.00	

Rank	Name	NOC Code	Starting Number	Total Segment Score	Total Element Score	Total Program Component Score (factored)	Total Deductions								
12	RUITER Kaiya	CAN	14	96.17	42.62	54.55	-1.00								
#	Executed Elements	Info	Base Value	GOE	J1	J2	J3	J4	J5	J6	J7	J8	J9	Ref.	Scores of Panel
1	3Lz+3T<	<	9.26	-1.43	-1	-2	-2	-1	-4	-2	-5	-3	-3		7.83
2	3Lo		4.90	0.70	3	2	1	2	1	2	1	1	1		5.60
3	3F<	<	4.24	-1.21	-2	-2	-2	-3	-3	-3	-5	-4	-3		3.03
4	2A		3.30	0.38	2	1	1	1	1	2	1	1	1		3.68
5	FCCoSp4		3.50	0.50	1	2	2	2	1	2	-1	0	3		4.00
6	2Lz+2T		3.74	x 0.00	0	0	0	0	0	0	0	-1	0		3.74
7	3Fq+REP	F	4.08	x -2.65	-5	-5	-5	-5	-5	-5	-5	-5	-5		1.43
8	FSSp		0.00	0.00	-	-	-	-	-	-	-	-	-		0.00
9	ChSq1		3.00	1.07	3	2	2	2	2	2	3	2	2		4.07
10	2Aq+1Eu+2S	q	5.61	x -0.47	0	-1	-1	-2	-2	-1	-2	-2	-1		5.14
11	CCoSp4		3.50	0.60	3	2	1	2	1	3	1	1	2		4.10
			45.13												42.62
Program Components				Factor											
Composition				2.67	7.25	7.00	6.50	7.75	7.25	6.75	7.00	6.25	6.75		6.93
Presentation				2.67	7.25	6.50	6.75	7.50	6.75	6.50	6.75	6.00	6.50		6.71
Skating Skills				2.67	7.25	6.50	6.75	7.50	6.75	6.75	6.75	6.50	6.75		6.79
Judges Total Program Component Score (factored)															54.55
Deductions:							Falls	-1.00 (1)						-1.00	



Judges Details per Skater

Rank	Name	NOC Code	Starting Number	Total Segment Score	Total Element Score	Total Program Component Score (factored)	Total Deductions								
13	KALJUVERE Maria Eliise	EST	11	93.39	46.66	48.73	-2.00								
#	Executed Elements	Info	Base Value	GOE	J1	J2	J3	J4	J5	J6	J7	J8	J9	Ref.	Scores of Panel
1	3Lze	e	4.72	-0.94	-3	-2	-2	-1	-3	-3	-2	-1	0		3.78
2	3F		5.30	-1.89	-2	-4	-3	-4	-4	-3	-5	-4	-3		3.41
3	2A+3T	F	7.50	-2.10	-5	-5	-5	-5	-5	-5	-5	-5	-3		5.40
4	3Sq	F	4.30	-2.15	-5	-5	-5	-5	-5	-5	-5	-5	-5		2.15
5	FCCoSp2		2.50	0.29	2	2	1	1	1	1	1	1	1		2.79
6	ChSq1		3.00	0.43	2	0	1	1	1	1	0	2	0		3.43
7	3Fq+2T	q	7.26	x -2.27	-5	-3	-3	-5	-5	-3	-5	-5	-4		4.99
8	3Lo+2A+SEQ		9.02	x 0.63	0	1	-1	2	1	2	1	2	2		9.65
9	3Lo		5.39	x 0.42	2	1	1	1	1	0	0	1	1		5.81
10	CCoSp2V		1.88	0.32	0	3	1	1	3	2	1	2	2		2.20
11	LSp4		2.70	0.35	2	1	1	2	1	2	1	1	1		3.05
			53.57												46.66
Program Components				Factor											
Composition				2.67	6.75	6.00	5.50	6.25	6.50	6.25	6.25	6.00	6.25		6.21
Presentation				2.67	6.50	5.75	5.75	5.50	6.00	6.00	5.75	5.50	5.75		5.79
Skating Skills				2.67	6.50	6.75	6.00	6.00	6.25	6.25	6.25	6.25	6.25		6.25
Judges Total Program Component Score (factored)															48.73
Deductions:				Falls	-2.00 (2)										-2.00

Rank	Name	NOC Code	Starting Number	Total Segment Score	Total Element Score	Total Program Component Score (factored)	Total Deductions								
14	EKKER Lena	HUN	5	90.83	45.83	45.00	0.00								
#	Executed Elements	Info	Base Value	GOE	J1	J2	J3	J4	J5	J6	J7	J8	J9	Ref.	Scores of Panel
1	2F		1.80	0.00	0	1	0	0	0	0	0	0	0		1.80
2	3Fq+2T	q	6.60	-0.91	-1	-1	-2	-2	-2	-1	-2	-2	-2		5.69
3	3Lo<	<	3.92	-0.78	-2	-2	-2	-2	-3	-2	-2	-2	-2		3.14
4	LSp4		2.70	0.39	1	1	1	2	2	1	2	1	2		3.09
5	3S+2A+SEQ		7.60	0.43	1	1	1	1	1	1	1	-1	1		8.03
6	3T		4.62	x -0.06	0	0	0	0	0	-1	0	-1	0		4.56
7	3S		4.73	x 0.18	0	0	0	1	0	1	1	0	1		4.91
8	FCCoSp4		3.50	0.15	1	1	1	0	0	0	0	0	1		3.65
9	ChSq1		3.00	0.00	0	0	0	0	0	0	0	0	0		3.00
10	2A<+1Eu+2S	<	4.88	x -0.57	-2	-2	-2	-2	-3	-2	-2	-2	-3		4.31
11	CCoSp4		3.50	0.15	1	1	1	0	0	1	0	0	0		3.65
			46.85												45.83
Program Components				Factor											
Composition				2.67	6.00	5.75	5.50	5.75	6.00	5.75	5.50	5.75	5.00		5.71
Presentation				2.67	6.00	5.50	5.25	6.00	6.25	5.75	5.50	5.50	5.00		5.64
Skating Skills				2.67	5.75	5.25	5.50	5.75	5.75	5.50	5.25	5.50	5.00		5.50
Judges Total Program Component Score (factored)															45.00
Deductions:															0.00



Judges Details per Skater

Rank	Name	NOC Code	Starting Number	Total Segment Score	Total Element Score	Total Program Component Score (factored)	Total Deductions								
15	DUBECQ Eve	FRA	4	80.48	42.32	40.16	-2.00								
#	Executed Elements	Info	Base Value	GOE	J1	J2	J3	J4	J5	J6	J7	J8	J9	Ref.	Scores of Panel
1	3Lz+2Aq+SEQ	q	9.20	-1.43	-3	-2	-2	-2	-3	-3	-2	-3	-2		7.77
2	3Flq	!	5.30	-1.89	-4	-3	-2	-4	-4	-3	-4	-4	-3		3.41
3	3Lo+2T+2Lo		7.90	0.21	0	1	1	0	0	1	0	0	1		8.11
4	CCoSp3		3.00	0.26	0	1	1	1	0	1	1	1	2		3.26
5	ChSq1		3.00	0.21	0	1	1	1	1	0	0	0	0		3.21
6	3Lz<	F	4.72	-2.36	-5	-5	-5	-5	-5	-5	-5	-5	-5		2.36
7	2Lo	F	1.87	x -0.85	-5	-5	-5	-5	-5	-5	-5	-5	-5		1.02
8	2F		1.98	x 0.08	1	1	0	0	0	0	0	1	1		2.06
9	2A+2T		5.06	x 0.00	0	0	0	0	0	1	0	0	0		5.06
10	FCCoSp3		3.00	0.13	0	1	1	0	0	1	0	0	1		3.13
11	LSp4		2.70	0.23	-1	1	1	1	1	0	1	1	1		2.93
			47.73												42.32
Program Components				Factor											
Composition				2.67	5.25	6.00	5.00	4.25	5.00	4.75	5.00	5.50	4.75		5.04
Presentation				2.67	5.00	5.75	5.25	4.50	5.25	4.75	4.50	4.75	4.50		4.86
Skating Skills				2.67	5.75	5.75	5.00	4.75	5.25	5.00	4.75	5.25	5.00		5.14
Judges Total Program Component Score (factored)															40.16
Deductions:					Falls										-2.00

Rank	Name	NOC Code	Starting Number	Total Segment Score	Total Element Score	Total Program Component Score (factored)	Total Deductions								
16	STEPHENKO Sofja	LAT	1	76.02	38.82	37.20	0.00								
#	Executed Elements	Info	Base Value	GOE	J1	J2	J3	J4	J5	J6	J7	J8	J9	Ref.	Scores of Panel
1	3Fl+2T	!	6.60	-0.61	-3	-1	-1	0	-1	-2	-1	-1	-1		5.99
2	2Lz+2T		3.40	0.00	0	0	0	0	0	0	0	0	2		3.40
3	CCoSp4		3.50	0.15	0	1	1	0	0	1	0	0	1		3.65
4	3Lo		4.90	0.63	2	2	1	1	1	1	1	1	3		5.53
5	3Lz		5.90	-2.44	-4	-4	-3	-4	-5	-4	-5	-5	-3		3.46
6	A	x	0.00	0.00	-	-	-	-	-	-	-	-	-		0.00
7	SSp4		2.50	0.25	1	1	1	1	1	0	1	2	1		2.75
8	3S+2A<+SEQ	<	7.63	x -0.86	-2	-1	-2	-2	-3	-2	-2	-1	-3		6.77
9	ChSq1		3.00	0.07	0	1	1	0	0	0	0	0	0		3.07
10	2Lz+1Eu*+2S*+REP	*	1.62	x -0.03	0	-1	-1	0	0	0	0	0	0		1.59
11	FCCoSp3		3.00	-0.39	-3	0	-1	-2	-1	-1	-1	-1	-2		2.61
			42.05												38.82
Program Components				Factor											
Composition				2.67	4.00	5.00	4.50	3.50	3.75	4.75	5.50	5.00	4.25		4.46
Presentation				2.67	3.50	4.25	4.75	3.75	4.25	5.00	5.25	4.75	4.25		4.43
Skating Skills				2.67	4.50	6.00	5.00	4.25	5.00	5.25	5.25	5.50	4.75		5.04
Judges Total Program Component Score (factored)															37.20
Deductions:															0.00



Judges Details per Skater

Rank	Name	NOC Code	Starting Number	Total Segment Score	Total Element Score	Total Program Component Score (factored)	Total Deductions								
17	KACZMARCZYK Sienna	AUS	3	72.49	35.96	36.53	0.00								
#	Executed Elements	Info	Base Value	GOE	J1	J2	J3	J4	J5	J6	J7	J8	J9	Ref.	Scores of Panel
1	3Lo<+2A+SEQ	<	7.22	-0.78	-2	-1	-2	-2	-3	-2	-2	-2	-2		6.44
2	3T<<	<<	1.30	-0.65	-5	-5	-4	-5	-5	-5	-5	-5	-5		0.65
3	2F		1.80	0.10	1	1	1	0	0	1	0	1	0		1.90
4	CCoSp4		3.50	0.20	1	1	1	0	0	0	1	1	0		3.70
5	3S<+2T	<	4.74	-0.79	-2	-2	-2	-3	-3	-2	-2	-3	-2		3.95
6	LSp4		2.70	0.12	0	1	1	0	1	0	0	0	1		2.82
7	ChSq1		3.00	-0.14	0	0	1	-1	-1	-1	0	0	0		2.86
8	3S<	<	3.78	x -0.74	-2	-2	-2	-2	-3	-2	-2	-4	-2		3.04
9	2Lz		2.31	x -0.06	-1	0	0	-1	0	0	0	0	-1		2.25
10	2A<+2Tq+2Lo<	<	5.83	x -1.28	-5	-5	-4	-5	-5	-4	-5	-5	-5		4.55
11	FCCoSp4		3.50	0.30	1	1	1	1	2	0	0	1	1		3.80
			39.68												35.96
Program Components				Factor											
Composition				2.67	5.50	4.00	4.50	4.50	4.50	5.00	4.75	5.00	4.50		4.68
Presentation				2.67	5.00	4.25	4.75	4.25	4.50	4.75	4.25	4.50	4.00		4.46
Skating Skills				2.67	4.75	4.75	4.50	3.75	4.25	4.50	4.50	4.75	4.50		4.54
Judges Total Program Component Score (factored)														36.53	
Deductions:														0.00	

Legend:							
#	Sequence number	GOE	Grade of Execution	Jx	Judges (x=1-9)	Ref.	Referee
*	Invalid element	e	Wrong edge	<	Under-rotated jump	<<	Downgraded jump
x	Credit for highlight distribution, base value multiplied by 1.1			!	Not clear edge	REP	Jump repetition
F	Fall	q	Jump landed on the quarter				



Results

Rank	Name	NOC Code	Total Score	SP	FS
1	SHIMADA Mao	JPN	196.99	1	1
2	SHIN Jia	KOR	191.83	3	2
3	TAKAGI Yo	JPN	183.20	2	5
4	KIM Yuseong	KOR	181.53	4	4
5	GURGENIDZE Inga	GEO	173.41	7	6
6	ZHANG Sherry	USA	169.45	14	3
7	GAO Shiqi	CHN	168.41	5	8
8	KARHUNEN Iida	FIN	166.88	11	7
9	GRADINARU Anthea	SUI	162.97	10	9
10	TSAI Yu-Feng	TPE	156.64	9	11
11	RUITER Kaiya	CAN	154.95	6	12
12	SHIFRIN Sophia	ISR	152.54	12	10
13	KALJUVERE Maria Eliise	EST	149.91	8	13
14	EKKER Lena	HUN	135.76	15	14
15	DUBECQ Eve	FRA	128.17	13	15
16	STEPHENKO Sofja	LAT	120.79	16	16
17	KACZMARCZYK Sienna	AUS	112.46	17	17
Withdrawn	YAKOVLEVA Stefania	CYP		WD	

Robert G Rosenbluth

ROSENBLUTH Robert, ISU
Referee

Debbie Noyes

NOYES Deborah, ISU
Technical Controller

Legend:	FS Free Skating	SP Short Program	WD Withdrawn
----------------	------------------------	-------------------------	---------------------

**Medallists**

Medal	Name	NOC
GOLD	BEHNKE Annika SAUVE Kole	CAN - Canada
SILVER	SMITH Cayla MCPIKE Jared	USA - United States of America
BRONZE	CAMPILLO Carolina Shan VILELLA Pau	ESP - Spain



Gangneung Ice Arena	27 JAN 2024	13:30	Short Program
	29 JAN 2024	11:30	Free Skating

Size of Skating Arena:	30m*60m
Ice Conditions:	very good
Number of Entries:	4
Number of Participants:	4

Entry Withdrawn:

Short Program			
Duration:	2:40 +/- 10 seconds		
Program Component Factors:	Skating Skills		1.33
	Transitions		1.33
	Performance		1.33

Free Skating			
Duration:	3:30 +/- 10 seconds		
Program Component Factors:	Skating Skills		2.67
	Transitions		2.67
	Performance		2.67



ISU Panel of Judges and Technical Panel

Panel of Judges

Function	Name
Referee	ROSENBLUTH Robert
Judge No. 1	FIALKOVA Hedviga
Judge No. 2	GOSSELIN Veronique
Judge No. 3	MILLER Joanna
Judge No. 4	KANTOR Anna
Judge No. 5	MARRON Hal
Judge No. 6	SZILAGYI Eva
Judge No. 7	DELFA Daniel
Judge No. 8	HORIUCHI Ritsuko
Judge No. 9	ZHAO Rui

Technical Panel

Function	Name
Technical Controller	NOYES Deborah
Technical Specialist	LEBLANC Raoul
Technical Specialist	KNYAZEV Artem

Data/Replay Operators

Function	Name
Data Operator	TEWANIAN Sarkis
Replay Operator	CHEON Seungeun



Segment Results

Rank	Name	NOC Code	Total Segment Score
1	BEHNKE Annika / SAUVE Kole	CAN	39.09
2	SMITH Cayla / MCPIKE Jared	USA	36.80
3	CAMPILLO Carolina Shan / VILELLA Pau	ESP	31.52
4	BELLAMY-MARTINS Peyton / PRADEAUX Kryshtof	AUS	29.03

Robert S. Rosenbluth

ROSENBLUTH Robert, ISU
Referee

Debbie Noyes

NOYES Deborah, ISU
Technical Controller



Judges Details per Skater

Rank	Name	NOC Code	Starting Number	Total Segment Score	Total Element Score	Total Program Component Score (factored)	Total Deductions								
1	BEHNKE Annika / SAUVE Kole	CAN	2	39.09	21.72	18.37	-1.00								
#	Executed Elements	Info	Base Value	GOE	J1	J2	J3	J4	J5	J6	J7	J8	J9	Ref.	Scores of Panel
1	2Tw2		3.00	-0.47	-3	-4	0	-1	-1	-1	-1	0	-4		2.53
2	3LoTh	F	5.00	-2.50	-5	-5	-5	-5	-5	-5	-5	-5	-5		2.50
3	2A		3.30	-0.05	0	0	-1	0	0	0	1	-1	0		3.25
4	CCoSp4		3.50	-0.30	0	-1	-1	-2	-2	0	0	1	-2		3.20
5	3Li3		4.70	-1.41	-3	-3	-4	-3	-3	-3	-3	-3	-2		3.29
6	FiDs2		3.20	-0.09	0	0	-2	0	2	0	0	0	-2		3.11
7	StSq4		3.90	-0.06	0	1	-1	-1	0	1	0	0	-1		3.84
			26.60												21.72
Program Components				Factor											
Composition				1.33	3.75	4.50	4.75	5.50	3.75	5.50	4.75	5.50	4.25		4.71
Presentation				1.33	3.75	4.00	4.00	5.00	4.00	5.50	4.75	5.25	4.00		4.43
Skating Skills				1.33	4.00	4.50	4.25	5.25	4.00	5.50	5.00	5.50	4.25		4.68
Judges Total Program Component Score (factored)															18.37
Deductions:				Falls	-1.00	(1)									-1.00

Rank	Name	NOC Code	Starting Number	Total Segment Score	Total Element Score	Total Program Component Score (factored)	Total Deductions								
2	SMITH Cayla / MCPIKE Jared	USA	1	36.80	19.21	17.59	0.00								
#	Executed Elements	Info	Base Value	GOE	J1	J2	J3	J4	J5	J6	J7	J8	J9	Ref.	Scores of Panel
1	2Tw1		2.80	-0.60	-2	-3	-2	-1	-2	-3	-2	-1	-3		2.20
2	2A		3.30	-0.28	-1	0	-2	-1	0	-1	0	-2	-1		3.02
3	3Li3		4.70	-1.41	-4	-2	-4	-1	-3	-3	-3	-4	-2		3.29
4	2LoTh		2.80	-0.72	-3	-2	-4	-3	-2	-2	-2	0	-4		2.08
5	FiDs2		3.20	-0.09	0	0	-1	0	2	-2	0	0	-1		3.11
6	CCoSp4		3.50	-0.40	0	-2	-1	-1	1	-2	-1	-2	-1		3.10
7	StSq2		2.60	-0.19	-1	0	-1	0	1	-1	-1	-2	-1		2.41
			22.90												19.21
Program Components				Factor											
Composition				1.33	4.00	4.75	4.25	5.75	4.25	5.00	4.25	4.50	4.75		4.54
Presentation				1.33	3.75	4.50	3.75	5.50	4.00	5.25	4.50	4.50	4.25		4.39
Skating Skills				1.33	3.75	4.50	3.50	5.00	4.25	4.75	4.50	4.25	4.00		4.29
Judges Total Program Component Score (factored)															17.59
Deductions:															0.00

Rank	Name	NOC Code	Starting Number	Total Segment Score	Total Element Score	Total Program Component Score (factored)	Total Deductions								
3	CAMPILLO Carolina Shan / VILELLA Pau	ESP	4	31.52	16.37	16.15	-1.00								
#	Executed Elements	Info	Base Value	GOE	J1	J2	J3	J4	J5	J6	J7	J8	J9	Ref.	Scores of Panel
1	3Li2		4.30	0.00	1	0	-1	0	1	0	0	0	-1		4.30
2	2Tw1		2.80	-0.16	1	-2	0	0	-2	0	0	0	-2		2.64
3	2LoTh		2.80	0.20	1	0	1	0	1	1	1	1	0		3.00
4	1Lz*	F	0.00	0.00	-	-	-	-	-	-	-	-	-		0.00
5	FiDsB		2.60	-0.30	0	-2	0	-1	0	-2	-2	-1	-2		2.30
6	CCoSp3V		2.25	-0.90	-4	-4	-4	-4	-4	-4	-5	-3	-4		1.35
7	StSq3		3.30	-0.52	-2	-1	-1	-1	-2	-2	-2	-2	-1		2.78
			18.05												16.37
Program Components				Factor											
Composition				1.33	4.25	3.75	4.75	4.25	3.50	4.50	3.75	4.25	3.75		4.07
Presentation				1.33	4.00	3.50	4.50	4.00	3.50	4.00	3.75	4.25	4.00		3.93
Skating Skills				1.33	4.25	4.00	4.00	4.00	4.00	4.50	3.00	4.50	4.25		4.14
Judges Total Program Component Score (factored)															16.15
Deductions:				Falls	-1.00	(1)									-1.00



Judges Details per Skater

Rank	Name	NOC Code	Starting Number	Total Segment Score	Total Element Score	Total Program Component Score (factored)	Total Deductions								
4	BELLAMY-MARTINS Peyton / PRADEAUX Kryshtof	AUS	3	29.03	16.40	14.63	-2.00								
#	Executed Elements	J ₀ Info	Base Value	GOE	J1	J2	J3	J4	J5	J6	J7	J8	J9	Ref.	Scores of Panel
1	2Tw1		2.80	-0.72	-3	-5	-1	-1	-3	-4	-2	-1	-4		2.08
2	3Li1	F	3.90	-1.95	-5	-5	-5	-5	-5	-5	-5	-5	-5		1.95
3	2LoTh		2.80	-0.60	-1	-1	-3	-2	-2	-3	-2	-2	-3		2.20
4	StSq2		2.60	-0.45	-2	-2	-1	-2	2	-2	-1	-2	-3		2.15
5	2A<	F	2.64	-1.32	-5	-5	-5	-5	-5	-5	-5	-5	-5		1.32
6	FiDs3		3.50	0.10	1	1	1	-1	1	-1	1	0	-2		3.60
7	CCoSp4		3.50	-0.40	-1	-1	-2	-2	-2	0	1	-1	-1		3.10
			21.74												16.40
Program Components			Factor												
	Composition		1.33	3.50	3.25	4.25	4.25	3.25	3.75	3.75	3.75	4.50	3.75		3.79
	Presentation		1.33	3.25	3.00	3.50	3.75	3.50	3.75	3.25	4.00	3.50		3.50	
	Skating Skills		1.33	3.50	3.50	3.75	3.75	3.50	4.25	3.50	4.25	3.75		3.71	
Judges Total Program Component Score (factored)														14.63	
Deductions:		Falls	-2.00 (2)											-2.00	

Legend:							
#	Sequence number	GOE	Grade of Execution	Jx	Judges (x=1-9)	Ref.	Referee
*	Invalid element	<	Under-rotated jump	F	Fall		



ISU Panel of Judges and Technical Panel

Panel of Judges

Function	Name
Referee	ROSENBLUTH Robert
Judge No. 1	SZILAGYI Eva
Judge No. 2	FIALKOVA Hedviga
Judge No. 3	MILLER Joanna
Judge No. 4	DELFA Daniel
Judge No. 5	HORIUCHI Ritsuko
Judge No. 6	KANTOR Anna
Judge No. 7	ZHAO Rui
Judge No. 8	MARRON Hal
Judge No. 9	GOSSELIN Veronique

Technical Panel

Function	Name
Technical Controller	NOYES Deborah
Technical Specialist	LEBLANC Raoul
Technical Specialist	KNYAZEV Artem

Data/Replay Operators

Function	Name
Data Operator	TEWANIAN Sarkis
Replay Operator	CHEON Seungeun



Segment Results

Rank	Name	NOC Code	Total Segment Score
1	BEHNKE Annika / SAUVE Kole	CAN	74.54
2	CAMPILLO Carolina Shan / VILELLA Pau	ESP	62.51
3	SMITH Cayla / MCPIKE Jared	USA	61.20
4	BELLAMY-MARTINS Peyton / PRADEAUX Kryshtof	AUS	59.33

Robert G Rosenbluth

ROSENBLUTH Robert, ISU
Referee

Debbie Noyes

NOYES Deborah, ISU
Technical Controller



Judges Details per Skater

Rank	Name	NOC Code	Starting Number	Total Segment Score	Total Element Score	Total Program Component Score (factored)	Total Deductions
------	------	----------	-----------------	---------------------	---------------------	--	------------------

1 BEHNKE Annika / SAUVE Kole CAN 3 74.54 38.45 37.09 -1.00

#	Executed Elements	Info	Base Value	GOE	J1	J2	J3	J4	J5	J6	J7	J8	J9	Ref.	Scores of Panel
1	2TwB		2.60	-0.85	-3	-4	-4	-2	-1	-4	-3	-3	-4		1.75
2	3S		4.30	0.31	1	1	0	1	1	0	-1	1	1		4.61
3	5RLi3		6.60	-1.04	-3	-1	-2	0	-2	-2	-2	0	-2		5.56
4	3STh		4.40	-0.94	-2	-2	-3	-2	-2	-2	-3	-2	-1		3.46
5	FiDs2		3.20	-0.27	-3	-1	-1	0	0	-1	-2	-1	2		2.93
6	3T+1A+SEQ		5.30	0.00	-1	0	-1	1	0	0	-1	1	1		5.30
7	4Li3		4.70	-0.40	-2	0	-1	0	-1	-2	-2	1	0		4.30
8	ChSq1		3.00	0.14	0	0	1	1	0	0	-1	0	2		3.14
9	2LzTh		3.00	0.17	0	1	0	2	1	0	-1	0	2		3.17
10	PCoSp3		4.00	0.23	0	1	1	1	1	0	0	1	0		4.23
			41.10												38.45
Program Components				Factor											
Composition				2.67	4.00	4.00	5.00	4.75	4.25	5.50	4.50	4.50	5.50		4.64
Presentation				2.67	4.25	4.25	4.75	5.00	4.00	5.00	4.25	4.25	5.25		4.54
Skating Skills				2.67	4.50	4.50	4.75	5.00	4.25	5.00	4.75	4.50	5.50		4.71
Judges Total Program Component Score (factored)															37.09

Deductions: Falls -1.00 (1) **-1.00**

Rank	Name	NOC Code	Starting Number	Total Segment Score	Total Element Score	Total Program Component Score (factored)	Total Deductions
------	------	----------	-----------------	---------------------	---------------------	--	------------------

2 CAMPILLO Carolina Shan / VILELLA Pau ESP 2 62.51 28.77 33.74 0.00

#	Executed Elements	Info	Base Value	GOE	J1	J2	J3	J4	J5	J6	J7	J8	J9	Ref.	Scores of Panel
1	2Lo+1A+SEQ		2.80	0.02	0	1	1	0	0	-1	-1	0	1		2.82
2	4LiB		3.50	-0.15	0	0	0	-1	-1	-1	-2	0	0		3.35
3	2TwB		2.60	-0.67	-3	-3	-4	-2	-2	-2	-3	-3	-1		1.93
4	2STh		2.50	0.04	0	0	-1	1	1	0	-1	0	1		2.54
5	PCoSp3		4.00	-0.23	-1	0	1	0	0	-2	-2	-1	0		3.77
6	3Li2		4.30	-0.12	0	0	-1	0	0	-1	-1	0	1		4.18
7	2F		1.80	0.03	0	0	-1	0	1	0	-1	1	1		1.83
8	2LoTh		2.80	-0.60	-1	-2	-3	-2	-3	-2	-3	-2	-1		2.20
9	ChSq1		3.00	0.29	1	1	1	0	0	0	-1	1	1		3.29
10	FiDs1		2.90	-0.04	-1	0	1	-1	0	0	-2	0	1		2.86
			30.20												28.77
Program Components				Factor											
Composition				2.67	4.50	4.25	5.00	4.00	4.00	4.75	4.25	4.25	4.50		4.36
Presentation				2.67	4.25	4.25	4.75	3.75	3.75	4.25	4.00	4.00	4.50		4.14
Skating Skills				2.67	4.50	4.00	4.50	4.00	4.00	4.25	4.00	3.75	4.25		4.14
Judges Total Program Component Score (factored)															33.74

Deductions: **0.00**



Judges Details per Skater

Rank	Name	NOC Code	Starting Number	Total Segment Score	Total Element Score	Total Program Component Score (factored)	Total Deductions
------	------	----------	-----------------	---------------------	---------------------	--	------------------

3 SMITH Cayla / MCPIKE Jared USA 4 61.20 25.08 36.12 0.00

#	Executed Elements	Info	Base Value	GOE	J1	J2	J3	J4	J5	J6	J7	J8	J9	Ref.	Scores of Panel
1	2Tw1		2.80	-0.44	-1	-1	-4	-1	-1	-2	-2	-2	-2		2.36
2	2S		1.30	0.09	1	1	1	1	1	0	0	0	1		1.39
3	2T+1Eu+2S		3.10	0.11	1	1	1	1	1	0	0	1	1		3.21
4	4Li1		3.90	-0.84	-3	-2	-3	-1	-3	-2	-2	-1	-2		3.06
5	2LoTh		2.80	-0.16	-1	-1	-1	-1	0	0	-2	0	0		2.64
6	3Li		0.00	0.00	-	-	-	-	-	-	-	-	-		0.00
7	2STh		2.50	0.04	0	1	0	0	0	0	-1	0	1		2.54
8	ChSq1		3.00	0.50	1	1	1	1	1	1	0	1	1		3.50
9	FiDs2		3.20	0.09	-1	1	1	1	0	0	-2	2	0		3.29
10	PCoSp3V		3.00	0.09	1	1	0	0	0	0	0	1	0		3.09
			25.60												25.08
Program Components				Factor											
Composition				2.67	5.00	4.50	4.75	4.00	4.25	5.25	4.50	4.25	4.75		4.57
Presentation				2.67	5.00	4.25	5.25	4.25	4.25	5.50	4.50	4.25	4.50		4.57
Skating Skills				2.67	4.75	4.25	4.25	4.25	4.50	5.25	4.25	4.00	4.50		4.39
Judges Total Program Component Score (factored)															36.12

Deductions: 0.00

Rank	Name	NOC Code	Starting Number	Total Segment Score	Total Element Score	Total Program Component Score (factored)	Total Deductions
------	------	----------	-----------------	---------------------	---------------------	--	------------------

4 BELLAMY-MARTINS Peyton / PRADEAUX Kryshtof AUS 1 59.33 27.28 32.05 0.00

#	Executed Elements	Info	Base Value	GOE	J1	J2	J3	J4	J5	J6	J7	J8	J9	Ref.	Scores of Panel
1	2TwB		2.60	-0.89	-3	-2	-3	-4	-4	-3	-3	-4	-4		1.71
2	3Li2		4.30	-0.98	-2	-1	-2	-2	-2	-3	-3	-3	-2		3.32
3	2FTh		3.00	0.21	1	1	1	1	0	0	0	1	1		3.21
4	4Li1		3.90	-0.28	-1	0	-2	-1	0	0	-1	-1	-1		3.62
5	2F+1A+1A+SEQ		4.00	-0.28	-2	-1	-1	-2	-2	-2	-1	-2	-1		3.72
6	ChSq1		3.00	0.21	0	1	1	0	0	0	-1	1	1		3.21
7	PCoSp		0.00	0.00	-	-	-	-	-	-	-	-	-		0.00
8	2LoTh		2.80	0.28	1	1	2	2	1	0	-1	1	1		3.08
9	2Lz		2.10	-0.03	0	0	0	0	0	0	-1	-1	0		2.07
10	FiDs2		3.20	0.14	1	0	1	1	0	0	0	2	0		3.34
			28.90												27.28
Program Components				Factor											
Composition				2.67	4.00	4.50	4.75	3.50	3.75	5.00	4.00	3.75	3.75		4.07
Presentation				2.67	4.00	4.00	4.75	3.00	3.50	4.50	4.00	3.75	3.50		3.89
Skating Skills				2.67	4.25	4.25	4.25	3.25	3.75	4.25	4.25	3.75	3.75		4.04
Judges Total Program Component Score (factored)															32.05

Deductions: 0.00

#	Sequence number	GOE	Grade of Execution	Jx	Judges (x=1-9)	Ref.	Referee
---	-----------------	-----	--------------------	----	----------------	------	---------



Results

Rank	Name	NOC Code	Total Score	SP	FS
1	BEHNKE Annika / SAUVE Kole	CAN	113.63	1	1
2	SMITH Cayla / MCPIKE Jared	USA	98.00	2	3
3	CAMPILLO Carolina Shan / VILELLA Pau	ESP	94.03	3	2
4	BELLAMY-MARTINS Peyton / PRADEAUX Kryshtof	AUS	88.36	4	4

Robert G Rosenbluth

ROSENBLUTH Robert, ISU
Referee

Debbie Noyes

NOYES Deborah, ISU
Technical Controller

Legend:	FS Free Skating	SP Short Program
----------------	------------------------	-------------------------

**Medallists**

Medal	Name	NOC
GOLD	PERRIER GIANESINI Ambre BLANC KLAPERMAN Samuel	FRA - France
SILVER	ILIN Olivia CAIN Dylan	USA - United States of America
BRONZE	SLATTER Ashlie ONGAY-PEREZ Atl	GBR - Great Britain



Gangneung Ice Arena	28 JAN 2024	13:30	Rhythm Dance
	30 JAN 2024	11:30	Free Dance

Size of Skating Arena:	30m*60m
Ice Conditions:	very good
Number of Entries:	12
Number of Participants:	12

Entry Withdrawn:

Rhythm Dance			
Duration:	2:50 +/- 10 seconds		
Program Component Factors:	Skating Skills		1.33
	Transitions		1.33
	Performance		1.33

Free Dance			
Duration:	3:30 +/- 10 seconds		
Program Component Factors:	Skating Skills		2.00
	Transitions		2.00
	Performance		2.00



ISU Panel of Judges and Technical Panel

Panel of Judges

Function	Name
Referee	COTON Janet
Judge No. 1	CONACHER Ron
Judge No. 2	RYAN Elizabeth
Judge No. 3	MEDVEDIEVA Iryna
Judge No. 4	FERNANDEZ Stephen
Judge No. 5	AN So Young
Judge No. 6	PONTONNIER Natacha
Judge No. 7	TAUCHMANOVA Vera
Judge No. 8	ROSA Valeria
Judge No. 9	MAST Jennifer

Technical Panel

Function	Name
Technical Controller	MILLIER John
Technical Specialist	GUERREIRO Svetlana
Technical Specialist	BLUM Benjamin

Data/Replay Operators

Function	Name
Data Operator	CHEON Seungeun
Replay Operator	TEWANIAN Sarkis

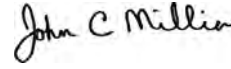


Segment Results

Rank	Name	NOC Code	Total Segment Score
1	PERRIER GIANESINI Ambre / BLANC KLAPERMAN Samuel	FRA	62.39
2	ILIN Olivia / CAIN Dylan	USA	57.46
3	KIM Jinny / LEE Namu	KOR	56.58
4	GANS Audra / BOUTSAN Michael	CAN	52.99
5	PSURNA Andrea / NOVAK Jachym	CZE	51.22
6	LIU Tong / GE Quanshuo	CHN	50.92
7	SLATTER Ashlie / ONGAY-PEREZ Atl	GBR	50.91
8	MAYER Mia Lee / CALDERARI Davide	GER	50.57
9	KRAVETS Caroline / STARK Jacob	CAN	47.98
10	BIANCHI Zoe / ROTA Pietro	ITA	41.50
11	REKUNOVA Sofia / FEDIANKIN Denys	UKR	35.76
12	VLCKOVA Klara / VLCEK Tomas	CZE	33.09



COTON Janet, ISU
Referee



MILLIER John, ISU
Technical Controller



Judges Details per Skater

Rank	Name	NOC Code	Starting Number	Total Segment Score	Total Element Score	Total Program Component Score (factored)	Total Deductions
------	------	----------	-----------------	---------------------	---------------------	--	------------------

1 PERRIER GIANESINI Ambre / BLANC KLAPERMAN Samuel FRA 11 62.39 34.42 27.97 0.00

#	Executed Elements	Info	Base Value	GOE	J1	J2	J3	J4	J5	J6	J7	J8	J9	Ref.	Scores of Panel
1	SqTwW3+SqTwM4		6.97	1.49	1	4	2	3	1	1	2	2	2		8.46
2	2RF1+kpNYNN		3.50	1.05	2	4	2	2	2	1	2	2	2		4.55
3	1RF2+kpYNNY		4.00	1.05	2	4	2	2	2	2	2	2	2		5.05
4	MiStW2+MiStM3		7.83	1.78	1	3	2	2	1	2	2	2	1		9.61
5	RoLi4		5.45	1.30	3	3	3	3	3	2	3	2	2		6.75
			27.75												34.42
Program Components				Factor											
Composition				1.33	7.00	7.25	6.75	7.25	6.75	7.25	7.25	7.00	7.00		7.07
Presentation				1.33	7.00	7.25	6.50	7.50	7.00	7.25	7.00	6.75	6.75		7.00
Skating Skills				1.33	7.00	7.50	6.75	7.00	6.50	7.00	7.25	6.75	7.00		6.96
Judges Total Program Component Score (factored)															27.97

Deductions: 0.00

Rank	Name	NOC Code	Starting Number	Total Segment Score	Total Element Score	Total Program Component Score (factored)	Total Deductions
------	------	----------	-----------------	---------------------	---------------------	--	------------------

2 ILIN Olivia / CAIN Dylan USA 9 57.46 32.31 25.15 0.00

#	Executed Elements	Info	Base Value	GOE	J1	J2	J3	J4	J5	J6	J7	J8	J9	Ref.	Scores of Panel
1	SqTwW4+SqTwM4		7.34	1.37	1	3	3	2	1	1	1	2	2		8.71
2	1RF2+kpYNNY		4.00	0.75	0	3	2	1	1	1	2	1	2		4.75
3	CuLi3		4.70	0.82	1	2	2	2	1	1	2	2	2		5.52
4	2RF2+kpNYNY		4.00	0.53	0	2	2	1	0	1	1	1	1		4.53
5	MiStW2+MiStM2		7.46	1.34	-1	2	2	2	1	1	1	1	1		8.80
			27.50												32.31
Program Components				Factor											
Composition				1.33	5.75	6.50	7.00	6.25	5.75	6.25	6.50	6.50	6.50		6.32
Presentation				1.33	5.75	6.50	6.75	6.50	5.75	6.25	6.50	6.00	6.50		6.29
Skating Skills				1.33	5.75	6.25	6.50	6.00	5.50	6.50	6.50	6.50	6.50		6.29
Judges Total Program Component Score (factored)															25.15

Deductions: 0.00

Rank	Name	NOC Code	Starting Number	Total Segment Score	Total Element Score	Total Program Component Score (factored)	Total Deductions
------	------	----------	-----------------	---------------------	---------------------	--	------------------

3 KIM Jinny / LEE Namu KOR 10 56.58 31.16 25.42 0.00

#	Executed Elements	Info	Base Value	GOE	J1	J2	J3	J4	J5	J6	J7	J8	J9	Ref.	Scores of Panel
1	1RF1+kpYNTT		3.50	0.75	2	2	2	1	1	1	2	1	1		4.25
2	2RF1+kpNYNN		3.50	0.60	1	1	2	1	1	1	2	1	1		4.10
3	SqTwW4+SqTwM3		6.97	0.69	0	2	1	2	0	1	1	1	0		7.66
4	MiStW2+MiStM2		7.46	1.49	1	2	2	1	1	2	2	1	1		8.95
5	RoLi4		5.45	0.75	1	2	2	1	1	2	2	2	1		6.20
			26.88												31.16
Program Components				Factor											
Composition				1.33	5.75	6.50	6.50	6.00	6.00	6.50	6.75	6.50	6.50		6.36
Presentation				1.33	5.75	6.75	6.50	6.50	6.25	6.50	6.75	6.25	6.25		6.43
Skating Skills				1.33	5.50	6.50	6.75	6.25	6.00	6.50	7.00	6.25	6.00		6.32
Judges Total Program Component Score (factored)															25.42

Deductions: 0.00



Judges Details per Skater

Rank	Name	NOC Code	Starting Number	Total Segment Score	Total Element Score	Total Program Component Score (factored)	Total Deductions
4	GANS Audra / BOUITSAN Michael	CAN	2	52.99	30.39	22.60	0.00

#	Executed Elements	Info	Base Value	GOE	J1	J2	J3	J4	J5	J6	J7	J8	J9	Ref.	Scores of Panel	
1	1RF2+kpNYYN		4.00	0.30	1	3	1	0	1	0	1	0	0		4.30	
2	SqTwW4+SqTwM4		7.34	0.46	0	3	1	1	0	0	0	1	1		7.80	
3	2RF1+kpNYNN		3.50	0.15	0	2	1	0	0	1	0	0	0		3.65	
4	MiStW2+MiStM2		7.46	1.04	1	2	1	1	1	1	1	1	0		8.50	
5	RoLi4		5.45	0.69	2	3	2	2	1	1	1	1	1		6.14	
			27.75												30.39	
Program Components			Factor													
Composition			1.33	5.25	6.75	6.00	5.50	5.25	5.25	5.75	6.25	5.00				5.61
Presentation			1.33	5.50	7.00	5.75	6.00	5.50	5.50	5.75	6.00	5.25				5.71
Skating Skills			1.33	6.00	6.75	6.00	5.75	5.25	5.50	5.50	5.75	5.00				5.68
Judges Total Program Component Score (factored)																22.60

Deductions:	0.00
--------------------	-------------

Rank	Name	NOC Code	Starting Number	Total Segment Score	Total Element Score	Total Program Component Score (factored)	Total Deductions
5	PSURNA Andrea / NOVAK Jachym	CZE	8	51.22	28.19	23.03	0.00

#	Executed Elements	Info	Base Value	GOE	J1	J2	J3	J4	J5	J6	J7	J8	J9	Ref.	Scores of Panel	
1	SqTwW3+SqTwM3		6.60	-0.69	-1	-1	-1	-1	-1	0	-2	-1	0		5.91	
2	2RF1+kpTNNY		3.50	0.15	0	1	1	0	0	1	0	0	0		3.65	
3	SILi4		5.45	0.75	1	3	2	1	2	1	2	2	1		6.20	
4	1RF2+kpYNNY		4.00	0.38	0	2	1	1	1	1	0	0	1		4.38	
5	MiStW2+MiStM2		7.46	0.59	0	2	1	1	1	1	0	0	0		8.05	
			27.01												28.19	
Program Components			Factor													
Composition			1.33	5.25	5.75	6.25	6.00	5.50	6.25	5.75	5.75	5.75				5.82
Presentation			1.33	5.25	6.00	6.00	6.50	5.75	6.25	5.50	5.75	5.50				5.82
Skating Skills			1.33	5.50	6.00	5.75	6.00	5.50	6.00	5.50	5.50	5.50				5.68
Judges Total Program Component Score (factored)																23.03

Deductions:	0.00
Violation of choreo restrictions	(1 of 10)

Rank	Name	NOC Code	Starting Number	Total Segment Score	Total Element Score	Total Program Component Score (factored)	Total Deductions
6	LIU Tong / GE Quanshuo	CHN	3	50.92	29.27	21.65	0.00

#	Executed Elements	Info	Base Value	GOE	J1	J2	J3	J4	J5	J6	J7	J8	J9	Ref.	Scores of Panel	
1	2RF3+kpYYYY		4.75	0.38	-1	1	2	0	1	1	1	1	0		5.13	
2	1RF3+kpYNNY		4.75	0.38	0	2	1	1	1	1	1	0	0		5.13	
3	SqTwW2+SqTwM3		6.22	-0.80	-1	0	-1	-1	-1	-1	-1	-2	-1		5.42	
4	SILi4		5.45	0.34	0	0	1	1	0	1	1	1	1		5.79	
5	DiStW1+DiStM2		7.21	0.59	0	1	1	1	0	1	0	0	1		7.80	
			28.38												29.27	
Program Components			Factor													
Composition			1.33	5.00	4.50	6.00	5.25	4.75	6.00	5.50	6.00	5.25				5.39
Presentation			1.33	5.25	4.75	5.75	5.50	5.00	6.00	5.50	5.75	5.25				5.43
Skating Skills			1.33	5.50	4.50	6.25	5.50	5.00	5.75	5.75	5.75	5.00				5.46
Judges Total Program Component Score (factored)																21.65

Deductions:	0.00
--------------------	-------------



Judges Details per Skater

Rank	Name	NOC Code	Starting Number	Total Segment Score	Total Element Score	Total Program Component Score (factored)	Total Deductions								
7	SLATTER Ashlie / ONGAY-PEREZ All	GBR	12	50.91	25.94	25.97	-1.00								
#	Executed Elements	Info	Base Value	GOE	J1	J2	J3	J4	J5	J6	J7	J8	J9	Ref.	Scores of Panel
1	MiStW1+MiStM1	F	6.96	-3.14	-3	-4	-3	-3	-3	-3	-3	-3	-3		3.82
2	StaLi4		5.45	1.17	2	3	2	4	3	2	3	2	2		6.62
3	2RF1+kpNNNY		3.50	0.45	0	1	1	2	1	0	1	1	1		3.95
4	1RFB+kpNNNN		2.50	0.22	0	0	2	1	2	0	1	0	0		2.72
5	SqTwW4+SqTwM4		7.34	1.49	1	2	2	2	2	1	2	2	2		8.83
			25.75												25.94
Program Components				Factor											
Composition				1.33	6.25	5.25	6.75	7.00	6.50	6.50	7.25	6.75	6.75		6.64
Presentation				1.33	5.50	5.25	6.50	7.00	6.75	6.50	6.75	6.50	6.50		6.43
Skating Skills				1.33	6.00	4.75	6.50	6.75	6.50	6.50	7.00	6.50	6.50		6.46
Judges Total Program Component Score (factored)															25.97
Deductions:		Falls												-1.00 (1)	
															-1.00

Rank	Name	NOC Code	Starting Number	Total Segment Score	Total Element Score	Total Program Component Score (factored)	Total Deductions								
8	MAYER Mia Lee / CALDERARI Davide	GER	7	50.57	28.19	22.38	0.00								
#	Executed Elements	Info	Base Value	GOE	J1	J2	J3	J4	J5	J6	J7	J8	J9	Ref.	Scores of Panel
1	2RF1+kpNYNN		3.50	-0.23	-1	1	1	-1	0	0	-1	-1	-1		3.27
2	SqTwW4+SqTwM4		7.34	0.11	-1	1	1	0	0	0	0	0	0		7.45
3	1RF1+kpNYNN		3.50	0.08	0	1	1	0	0	0	0	0	0		3.58
4	MiStW1+MiStM1		6.96	0.59	1	2	1	1	1	0	0	0	0		7.55
5	RoLi4		5.45	0.89	2	3	2	2	2	1	2	2	1		6.34
			26.75												28.19
Program Components				Factor											
Composition				1.33	5.75	5.50	6.00	5.75	5.50	5.50	6.00	5.25	5.25		5.61
Presentation				1.33	6.00	5.50	6.25	6.25	5.50	5.25	6.00	5.25	5.25		5.68
Skating Skills				1.33	5.75	5.75	6.00	6.00	5.25	5.25	5.75	5.00	5.00		5.54
Judges Total Program Component Score (factored)															22.38
Deductions:															0.00

Rank	Name	NOC Code	Starting Number	Total Segment Score	Total Element Score	Total Program Component Score (factored)	Total Deductions								
9	KRAVETS Caroline / STARK Jacob	CAN	5	47.98	25.08	22.90	0.00								
#	Executed Elements	Info	Base Value	GOE	J1	J2	J3	J4	J5	J6	J7	J8	J9	Ref.	Scores of Panel
1	StaLi4		5.45	0.75	2	3	1	2	2	1	1	2	1		6.20
2	1RFB+kpNNNN		2.50	0.43	2	2	1	0	1	1	1	1	1		2.93
3	2RFB+kpNNNN		2.50	0.16	0	2	1	1	0	0	1	0	0		2.66
4	MiStW1+MiStM2		7.21	0.45	0	2	0	1	0	0	1	1	0		7.66
5	SqTwW3+SqTwM1		5.97	-0.34	-1	1	0	0	-1	0	0	-1	-1		5.63
			23.63												25.08
Program Components				Factor											
Composition				1.33	5.50	6.25	5.75	5.75	5.50	5.75	5.75	6.25	5.25		5.75
Presentation				1.33	5.75	6.25	5.75	6.00	5.50	5.25	5.75	5.75	5.00		5.68
Skating Skills				1.33	6.00	6.25	6.00	5.75	5.25	5.50	6.00	6.00	5.00		5.79
Judges Total Program Component Score (factored)															22.90
Deductions:															0.00
Violation of choreo restrictions													(1 of 10)		



Judges Details per Skater

Rank	Name	NOC Code	Starting Number	Total Segment Score	Total Element Score	Total Program Component Score (factored)	Total Deductions
------	------	----------	-----------------	---------------------	---------------------	--	------------------

10 BIANCHI Zoe / ROTA Pietro ITA 4 41.50 23.25 18.25 0.00

#	Executed Elements	Info	Base Value	GOE	J1	J2	J3	J4	J5	J6	J7	J8	J9	Ref.	Scores of Panel
1	2RF1+kpNNNY		3.50	0.08	1	2	0	0	-1	0	0	0	0		3.58
2	SILi4		5.45	0.48	2	3	2	1	0	0	0	1	1		5.93
3	1RF1+kpNNNY		3.50	0.00	0	2	1	0	-1	-1	0	0	0		3.50
4	SqTwW2+SqTwM2		5.84	-1.37	-2	-2	-1	-2	-3	-1	-2	-1	-2		4.47
5	MiStW1+MiStM1		6.96	-1.19	-1	-1	-1	-2	-2	-1	-1	-1	-1		5.77
			25.25											23.25	
Program Components				Factor											
Composition				1.33	5.25	4.50	5.50	4.75	3.75	3.75	4.25	4.75	4.50		4.54
Presentation				1.33	5.25	4.50	5.25	5.25	3.50	4.00	4.25	4.75	4.50		4.64
Skating Skills				1.33	5.50	4.25	5.50	4.75	3.25	4.25	4.00	4.75	4.25		4.54
Judges Total Program Component Score (factored)														18.25	

Deductions: 0.00

Rank	Name	NOC Code	Starting Number	Total Segment Score	Total Element Score	Total Program Component Score (factored)	Total Deductions
------	------	----------	-----------------	---------------------	---------------------	--	------------------

11 REKUNOVA Sofia / FEDIANKIN Denys UKR 6 35.76 20.75 15.01 0.00

#	Executed Elements	Info	Base Value	GOE	J1	J2	J3	J4	J5	J6	J7	J8	J9	Ref.	Scores of Panel
1	1RF1+kpNNNY		3.50	-0.38	-2	-1	0	-1	-1	0	0	-1	-1		3.12
2	SqTwW2+SqTwM3		6.22	-1.26	-3	-2	-1	-2	-2	-1	-1	-1	-2		4.96
3	2RFB+kpNNNN		2.50	-0.59	-2	-2	0	-2	-2	-1	-1	-1	-2		1.91
4	SILi3		4.70	0.14	1	0	1	0	0	-1	0	1	0		4.84
5	MiStW1+MiStM1		6.96	-1.04	-2	-1	-1	-1	-1	-1	-1	0	-1		5.92
			23.88											20.75	
Program Components				Factor											
Composition				1.33	3.25	3.25	4.50	4.00	4.00	3.50	3.75	4.50	4.00		3.86
Presentation				1.33	3.25	3.25	4.25	4.25	4.00	3.50	3.75	4.25	3.75		3.82
Skating Skills				1.33	3.00	3.00	4.25	3.50	3.50	3.75	3.75	4.00	3.75		3.61
Judges Total Program Component Score (factored)														15.01	

Deductions: 0.00

Rank	Name	NOC Code	Starting Number	Total Segment Score	Total Element Score	Total Program Component Score (factored)	Total Deductions
------	------	----------	-----------------	---------------------	---------------------	--	------------------

12 VLCKOVA Klara / VLCEK Tomas CZE 1 33.09 17.79 15.30 0.00

#	Executed Elements	Info	Base Value	GOE	J1	J2	J3	J4	J5	J6	J7	J8	J9	Ref.	Scores of Panel
1	SqTwW2+SqTwM1		5.59	-1.60	-2	-2	-1	-3	-3	-2	-1	-2	-2		3.99
2	2RFB+kpNNNN		2.50	-0.27	0	0	0	-1	-2	0	-1	-2	-1		2.23
3	SILi2		3.95	-0.34	0	0	-1	-1	-1	-1	-1	0	-1		3.61
4	1RFB+kpNNNN		2.50	-0.16	0	0	0	-1	-2	0	0	-1	-1		2.34
5	MiStW1+MiStM1		6.96	-1.34	-2	1	0	-2	-2	-1	-1	-1	-2		5.62
			21.50											17.79	
Program Components				Factor											
Composition				1.33	4.00	3.50	4.25	4.50	3.75	3.75	4.00	4.25	3.75		3.96
Presentation				1.33	3.25	3.25	4.25	4.75	3.75	3.50	3.75	4.25	3.75		3.79
Skating Skills				1.33	4.00	3.50	4.00	3.75	3.50	3.75	3.75	4.00	3.50		3.75
Judges Total Program Component Score (factored)														15.30	

Deductions: 0.00

#	Sequence number	GOE	Grade of Execution	Jx	Judges (x=1-9)	Ref.	Referee
F	Fall						



ISU Panel of Judges and Technical Panel

Panel of Judges

Function	Name
Referee	COTON Janet
Judge No. 1	FERNANDEZ Stephen
Judge No. 2	AN So Young
Judge No. 3	TAUCHMANOVA Vera
Judge No. 4	MEDVEDIEVA Iryna
Judge No. 5	ROSA Valeria
Judge No. 6	MAST Jennifer
Judge No. 7	RYAN Elizabeth
Judge No. 8	PONTONNIER Natacha
Judge No. 9	CONACHER Ron

Technical Panel

Function	Name
Technical Controller	MILLIER John
Technical Specialist	GUERREIRO Svetlana
Technical Specialist	BLUM Benjamin

Data/Replay Operators

Function	Name
Data Operator	CHEON Seungeun
Replay Operator	TEWANIAN Sarkis

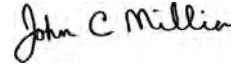


Segment Results

Rank	Name	NOC Code	Total Segment Score
1	PERRIER GIANESINI Ambre / BLANC KLAPERMAN Samuel	FRA	92.96
2	SLATTER Ashlie / ONGAY-PEREZ Atl	GBR	89.25
3	ILIN Olivia / CAIN Dylan	USA	84.92
4	GANS Audra / BOUTSAN Michael	CAN	83.83
5	KIM Jinny / LEE Namu	KOR	82.82
6	LIU Tong / GE Quanshuo	CHN	75.58
7	PSURNA Andrea / NOVAK Jachym	CZE	75.41
8	MAYER Mia Lee / CALDERARI Davide	GER	74.87
9	KRAVETS Caroline / STARK Jacob	CAN	67.72
10	BIANCHI Zoe / ROTA Pietro	ITA	64.33
11	REKUNOVA Sofia / FEDIANKIN Denys	UKR	57.45
12	VLCKOVA Klara / VLCEK Tomas	CZE	49.24



COTON Janet, ISU
Referee



MILLIER John, ISU
Technical Controller



Judges Details per Skater

Rank	Name	NOC Code	Starting Number	Total Segment Score	Total Element Score	Total Program Component Score (factored)	Total Deductions								
1	PERRIER GIANESINI Ambre / BLANC KLAPERMAN Samuel	FRA	11	92.96	51.24	42.72	-1.00								
#	Executed Elements	Info	Base Value	GOE	J1	J2	J3	J4	J5	J6	J7	J8	J9	Ref.	Scores of Panel
1	ChSt1		1.10	2.02	2	2	2	1	3	3	3	3	2		3.12
2	OFTW1+OFTM2		5.09	1.77	2	2	3	2	3	3	3	2	2		6.86
3	SyTwW4+SyTwM4		6.84	1.35	2	2	2	3	-3	2	1	2	2		8.19
4	CiStW3+CiStM2		7.83	1.78	1	2	3	2	2	2	2	1	1		9.61
5	DSP4		6.00	1.45	2	3	3	2	2	3	3	2	3		7.45
6	SILi4+RoLi4		10.90	2.47	2	2	3	3	2	2	3	3	3		13.37
7	ChLi1		1.10	1.54	1	2	3	2	2	2	1	2	2		2.64
			38.86												51.24
Program Components				Factor											
	Composition			2.00	7.00	7.00	7.25	7.50	7.25	7.25	7.75	7.50	6.75		7.25
	Presentation			2.00	6.75	6.75	7.00	7.25	7.00	7.00	7.25	7.25	7.00		7.04
	Skating Skills			2.00	6.75	7.00	7.00	7.25	6.75	7.00	7.25	7.50	7.25		7.07
Judges Total Program Component Score (factored)															42.72
Deductions:				Falls	-1.00	(1)									-1.00
2	SLATTER Ashlie / ONGAY-PEREZ Atl	GBR	6	89.25	47.89	41.36	0.00								
#	Executed Elements	Info	Base Value	GOE	J1	J2	J3	J4	J5	J6	J7	J8	J9	Ref.	Scores of Panel
1	SILi4		5.45	1.17	3	2	3	2	3	2	2	2	3		6.62
2	OFTW2+OFTM2		5.34	1.25	2	2	2	1	2	2	2	1	1		6.59
3	ChSp1		1.10	1.19	2	2	3	1	1	2	0	0	2		2.29
4	DSP4		6.00	0.97	2	2	2	1	2	1	2	1	2		6.97
5	SeStW2+SeStM2		7.46	1.63	2	2	2	1	2	2	2	0	0		9.09
6	ChSl1		1.10	1.42	1	2	2	1	2	2	2	1	2		2.52
7	SyTwW4+SyTwM3		6.47	0.72	1	1	2	1	1	1	1	1	1		7.19
8	RoLi4		5.45	1.17	2	3	3	2	3	2	2	2	3		6.62
			38.37												47.89
Program Components				Factor											
	Composition			2.00	6.50	7.00	7.25	7.25	7.25	7.00	6.50	6.50	7.50		6.96
	Presentation			2.00	6.75	7.25	7.25	7.00	7.25	7.00	6.50	6.50	6.75		6.93
	Skating Skills			2.00	6.75	7.00	7.00	6.75	6.75	6.75	6.50	6.50	7.25		6.79
Judges Total Program Component Score (factored)															41.36
Deductions:															0.00
3	ILIN Olivia / CAIN Dylan	USA	12	84.92	46.28	38.64	0.00								
#	Executed Elements	Info	Base Value	GOE	J1	J2	J3	J4	J5	J6	J7	J8	J9	Ref.	Scores of Panel
1	OFTW3+OFTM2		5.72	1.14	1	1	2	2	2	2	2	1	1		6.86
2	SyTwW3+SyTwM4		6.47	0.10	-1	-1	1	1	1	0	2	0	-1		6.57
3	SILi4		5.45	0.82	1	1	2	2	2	2	2	1	2		6.27
4	DSP4		6.00	0.89	1	1	2	2	2	2	2	1	1		6.89
5	SeStW2+SeStM2		7.46	1.34	0	0	2	2	2	2	2	1	0		8.80
6	ChSt1		1.10	0.95	0	0	2	2	2	2	1	1	0		2.05
7	RoLi4		5.45	0.75	1	1	2	3	2	1	2	1	2		6.20
8	ChSp1		1.10	1.54	0	1	3	2	3	2	2	1	2		2.64
			38.75												46.28
Program Components				Factor											
	Composition			2.00	6.25	6.25	6.50	7.25	7.00	6.75	6.50	6.25	6.00		6.50
	Presentation			2.00	6.00	6.25	6.50	7.25	6.75	6.50	6.75	6.25	6.00		6.43
	Skating Skills			2.00	6.25	6.00	6.25	6.75	6.50	6.50	6.75	6.50	6.00		6.39
Judges Total Program Component Score (factored)															38.64
Deductions:															0.00



Judges Details per Skater

Rank	Name	NOC Code	Starting Number	Total Segment Score	Total Element Score	Total Program Component Score (factored)	Total Deductions
------	------	----------	-----------------	---------------------	---------------------	--	------------------

4 GANS Audra / BOUITSAN Michael CAN 9 83.83 46.85 36.98 0.00

#	Executed Elements	Info	Base Value	GOE	J1	J2	J3	J4	J5	J6	J7	J8	J9	Ref.	Scores of Panel
1	ChSp1		1.10	1.54	2	2	2	1	2	2	2	1	2		2.64
2	OFTW2+OFTM2		5.34	0.93	0	1	2	1	2	1	3	1	1		6.27
3	SyTwW4+SyTwM4		6.84	1.04	1	1	2	1	2	1	2	0	2		7.88
4	SILi4		5.45	0.75	1	1	2	1	2	2	2	1	2		6.20
5	DSP4		6.00	0.80	1	1	3	1	2	1	2	1	2		6.80
6	DiStW2+DiStM1		7.21	1.34	0	1	2	1	2	1	2	1	1		8.55
7	ChSt1		1.10	1.07	1	1	2	1	2	2	1	1	1		2.17
8	RoLi4		5.45	0.89	2	2	2	2	2	1	2	1	2		6.34
			38.49												46.85
Program Components			Factor												
Composition			2.00	6.00	5.75	6.50	7.00	6.75	6.00	6.50	5.75	6.00			6.21
Presentation			2.00	6.00	6.00	6.25	6.75	6.50	5.75	6.75	6.00	6.00			6.21
Skating Skills			2.00	5.75	5.75	6.00	6.75	6.50	5.50	6.75	6.00	5.75			6.07
Judges Total Program Component Score (factored)														36.98	

Deductions: 0.00

Rank	Name	NOC Code	Starting Number	Total Segment Score	Total Element Score	Total Program Component Score (factored)	Total Deductions
------	------	----------	-----------------	---------------------	---------------------	--	------------------

5 KIM Jinny / LEE Namu KOR 10 82.82 44.40 38.42 0.00

#	Executed Elements	Info	Base Value	GOE	J1	J2	J3	J4	J5	J6	J7	J8	J9	Ref.	Scores of Panel
1	OFTW3+OFTM3		6.10	1.46	1	2	3	2	2	2	3	1	2		7.56
2	DiStW2+DiStM1		7.21	1.19	1	1	1	1	2	2	1	1	1		8.40
3	SILi4		5.45	0.96	2	1	2	2	2	2	2	2	2		6.41
4	ChAJ1		1.10	1.19	2	1	2	1	1	1	2	1	2		2.29
5	DSP4		6.00	0.80	1	1	2	1	1	1	2	2	2		6.80
6	SyTwW3+SyTwM2		5.72	-1.14	-1	-1	-2	-2	-1	-2	-2	-1	-2		4.58
7	ChSt1		1.10	1.19	2	2	2	1	2	1	1	1	0		2.29
8	RoLi4		5.45	0.62	1	1	2	2	2	1	1	1	0		6.07
			38.13												44.40
Program Components			Factor												
Composition			2.00	6.00	6.50	6.50	7.25	6.75	6.25	6.75	6.50	6.25			6.50
Presentation			2.00	6.25	6.75	6.00	6.75	6.75	6.25	6.75	6.50	6.00			6.46
Skating Skills			2.00	6.00	6.50	6.00	6.75	6.50	6.00	6.50	6.25	6.00			6.25
Judges Total Program Component Score (factored)														38.42	

Deductions: 0.00



Judges Details per Skater

Rank	Name	NOC Code	Starting Number	Total Segment Score	Total Element Score	Total Program Component Score (factored)	Total Deductions
------	------	----------	-----------------	---------------------	---------------------	--	------------------

6	LIU Tong / GE Quanshuo	CHN	8	75.58	41.80	34.78	-1.00									
#	Executed Elements	Info	Base Value	GOE	J1	J2	J3	J4	J5	J6	J7	J8	J9	Ref.	Scores of Panel	
1	SyTwW4+SyTwM4		6.84	1.04	1	1	1	2	2	1	2	2	1		7.88	
2	ChSp1		1.10	1.07	1	1	2	1	2	1	2	1	1		2.17	
3	SeStW2+SeStM2		7.46	1.19	-1	1	2	1	1	2	1	1	1		8.65	
4	CuLi3+CuLi4		10.15	1.51	1	1	2	2	2	2	2	1	1		11.66	
5	DSP2		4.50	0.32	0	-1	1	2	1	0	1	0	1		4.82	
6	OFTW3+OFTM2		5.72	0.62	1	0	1	2	2	0	1	0	1		6.34	
7	ChSt1	IF	1.10	-0.82	-4	-4	-5	-3	-4	-3	-5	-3	-3		0.28	
			36.87												41.80	
Program Components				Factor												
Composition				2.00	5.75	5.25	5.50	6.75	6.75	5.50	5.50	5.50	6.25	6.00		5.89
Presentation				2.00	5.75	5.50	5.25	6.50	6.50	5.50	6.00	5.75	5.50		5.79	
Skating Skills				2.00	5.50	5.00	5.50	6.75	6.25	5.25	5.75	6.25	5.50		5.71	
Judges Total Program Component Score (factored)															34.78	

Deductions:	Falls	-1.00 (1)	-1.00
	Violation of choreo restrictions	(1 of 10)	

Rank	Name	NOC Code	Starting Number	Total Segment Score	Total Element Score	Total Program Component Score (factored)	Total Deductions
------	------	----------	-----------------	---------------------	---------------------	--	------------------

7	PSURNA Andrea / NOVAK Jachym	CZE	7	75.41	40.05	35.36	0.00								
#	Executed Elements	Info	Base Value	GOE	J1	J2	J3	J4	J5	J6	J7	J8	J9	Ref.	Scores of Panel
1	SILi4+RoLi3		10.15	2.47	3	2	3	2	3	2	3	3	2		12.62
2	SyTwW2+SyTwM4		6.09	-1.14	-2	-2	-2	-1	-1	-1	-2	-1	-2		4.95
3	SeStW2+SeStM2		7.46	-0.30	-1	0	0	0	0	1	0	-1	-1		7.16
4	OFTW2+OFTM1		5.09	-0.31	-2	-1	-1	0	0	1	0	0	-1		4.78
5	DSP4		6.00	0.32	0	0	1	1	1	1	1	0	0		6.32
6	ChSt1		1.10	0.83	0	1	1	1	1	2	2	0	1		1.93
7	ChLi1		1.10	1.19	1	1	2	2	1	3	0	0	3		2.29
			36.99												40.05
Program Components				Factor											
Composition				2.00	5.75	5.50	5.50	6.50	6.25	6.25	6.25	5.75	6.00		5.96
Presentation				2.00	5.75	5.75	5.25	6.25	6.00	6.25	6.25	6.25	6.00		6.04
Skating Skills				2.00	5.25	5.50	5.25	6.00	6.00	6.00	6.00	5.75	5.25		5.68
Judges Total Program Component Score (factored)															35.36

Deductions:	Violation of choreo restrictions	(1 of 10)	0.00
--------------------	----------------------------------	-----------	------

Rank	Name	NOC Code	Starting Number	Total Segment Score	Total Element Score	Total Program Component Score (factored)	Total Deductions
------	------	----------	-----------------	---------------------	---------------------	--	------------------

8	MAYER Mia Lee / CALDERARI Davide	GER	5	74.87	40.37	34.50	0.00								
#	Executed Elements	Info	Base Value	GOE	J1	J2	J3	J4	J5	J6	J7	J8	J9	Ref.	Scores of Panel
1	StaLi2+RoLi2		7.90	1.51	0	2	2	1	2	1	2	1	2		9.41
2	OFTW2+OFTM2		5.34	0.83	0	1	2	1	1	1	2	1	1		6.17
3	SyTwW4+SyTwM4		6.84	0.21	-1	0	1	0	1	0	1	0	0		7.05
4	DSP4		6.00	0.40	1	1	1	1	1	0	1	0	0		6.40
5	DiStW2+DiStM1		7.21	0.15	0	0	1	0	1	0	0	0	-1		7.36
6	ChSp1		1.10	0.59	1	1	0	1	1	1	0	1	0		1.69
7	ChSt1		1.10	1.19	1	1	2	1	1	2	2	1	2		2.29
			35.49												40.37
Program Components				Factor											
Composition				2.00	5.25	5.75	5.75	6.25	6.25	5.75	6.25	5.50	6.00		5.89
Presentation				2.00	5.25	5.75	5.50	6.00	6.00	5.75	6.25	5.50	6.00		5.79
Skating Skills				2.00	5.00	5.50	5.50	6.00	5.75	5.50	6.00	5.25	5.50		5.57
Judges Total Program Component Score (factored)															34.50

Deductions:			0.00
--------------------	--	--	------



Judges Details per Skater

Rank	Name	NOC Code	Starting Number	Total Segment Score	Total Element Score	Total Program Component Score (factored)	Total Deductions
9	KRAVETS Caroline / STARK Jacob	CAN	3	67.72	36.22	31.50	0.00

#	Executed Elements	Info	Base Value	GOE	J1	J2	J3	J4	J5	J6	J7	J8	J9	Ref.	Scores of Panel
1	OFTW1+OFTM2		5.09	0.51	0	0	1	0	1	1	2	1	1		5.60
2	DSP4		6.00	0.64	1	1	1	1	1	0	2	1	2		6.64
3	SILi4		5.45	0.62	1	1	1	2	1	2	1	0	2		6.07
4	ChSp1		1.10	0.47	1	0	1	0	1	1	0	0	1		1.57
5	SyTwWB+SyTwM3		3.85	-1.38	-3	-3	-3	-2	-2	-3	-4	-3	-3		2.47
6	MiStW1+MiStM2		7.21	-0.15	0	0	0	0	0	1	-1	0	-1		7.06
7	ChSt1	!	1.10	-0.22	-1	-1	-1	-1	-1	-1	-1	-1	-1		0.88
8	RoLi4		5.45	0.48	1	1	1	1	1	1	1	0	1		5.93
			35.25												36.22
Program Components				Factor											
Composition				2.00	5.25	5.25	5.25	5.75	5.75	5.50	4.50	4.75	5.75		5.36
Presentation				2.00	5.50	5.25	5.00	5.50	5.75	5.25	4.75	4.50	5.25		5.21
Skating Skills				2.00	5.00	5.00	5.25	5.50	5.50	5.25	4.75	4.50	5.50		5.18
Judges Total Program Component Score (factored)														31.50	

Deductions:															0.00
--------------------	--	--	--	--	--	--	--	--	--	--	--	--	--	--	-------------

Rank	Name	NOC Code	Starting Number	Total Segment Score	Total Element Score	Total Program Component Score (factored)	Total Deductions
10	BIANCHI Zoe / ROTA Pietro	ITA	4	64.33	36.39	28.94	-1.00

#	Executed Elements	Info	Base Value	GOE	J1	J2	J3	J4	J5	J6	J7	J8	J9	Ref.	Scores of Panel
1	OFTW1+OFTM1		4.84	0.00	-1	-2	0	0	1	0	1	0	0		4.84
2	SILi3+RoLi4		10.15	0.41	0	0	1	1	1	1	1	-1	-1		10.56
3	SyTwW4+SyTwM3		6.47	-0.62	-1	-1	-1	0	-1	-2	0	-1	-1		5.85
4	DSP2		4.50	0.32	1	0	0	1	0	0	2	0	2		4.82
5	ChSl1		1.10	0.59	1	0	0	1	1	1	2	0	1		1.69
6	DiStW2+DiStM1		7.21	-0.15	0	0	0	0	0	-1	0	-1	0		7.06
7	ChSt1		1.10	0.47	0	0	1	1	1	1	0	0	1		1.57
			35.37												36.39
Program Components				Factor											
Composition				2.00	4.50	4.00	4.75	5.50	5.25	4.75	5.25	4.50	5.75		4.93
Presentation				2.00	4.25	4.25	4.50	5.25	5.00	4.50	5.50	4.50	5.75		4.79
Skating Skills				2.00	4.00	4.00	4.50	5.25	5.25	4.25	5.50	4.50	5.75		4.75
Judges Total Program Component Score (factored)														28.94	

Deductions:	Extended lifts	-1.00													-1.00
--------------------	----------------	-------	--	--	--	--	--	--	--	--	--	--	--	--	--------------

Rank	Name	NOC Code	Starting Number	Total Segment Score	Total Element Score	Total Program Component Score (factored)	Total Deductions
11	REKUNOVA Sofia / FEDIANKIN Denys	UKR	2	57.45	32.81	24.64	0.00

#	Executed Elements	Info	Base Value	GOE	J1	J2	J3	J4	J5	J6	J7	J8	J9	Ref.	Scores of Panel
1	OFTW1+OFTM1		4.84	0.00	-1	-1	0	0	0	0	2	0	1		4.84
2	SyTwW3+SyTwM3		6.10	-0.41	-2	-1	0	0	-1	-1	-1	0	0		5.69
3	SILi3		4.70	0.14	0	0	0	1	0	1	1	0	0		4.84
4	DSP3		5.25	0.24	0	0	1	1	0	0	2	1	-1		5.49
5	RoLi3		4.70	0.00	0	0	0	1	0	0	0	0	0		4.70
6	MiStW1+MiStM1		6.96	-0.59	-1	-1	0	0	-1	-1	0	-1	0		6.37
7	ChSt1	!	1.10	-0.22	-1	-2	-1	-1	-1	-1	-1	-1	-1		0.88
			33.65												32.81
Program Components				Factor											
Composition				2.00	3.75	4.00	4.25	4.75	4.50	4.25	4.50	4.00	4.25		4.25
Presentation				2.00	4.00	4.25	4.00	4.50	4.25	4.25	4.50	3.75	3.25		4.14
Skating Skills				2.00	3.50	4.00	4.00	4.50	4.25	3.75	4.25	3.75	3.50		3.93
Judges Total Program Component Score (factored)														24.64	

Deductions:	Violation of choreo restrictions	(3 of 10)													0.00
--------------------	----------------------------------	-----------	--	--	--	--	--	--	--	--	--	--	--	--	-------------



Judges Details per Skater

Rank	Name	NOC Code	Starting Number	Total Segment Score	Total Element Score	Total Program Component Score (factored)	Total Deductions								
12	VLCKOVA Klara / VLCEK Tomas	CZE	1	49.24	27.24	22.00	0.00								
#	Executed Elements	Info	Base Value	GOE	J1	J2	J3	J4	J5	J6	J7	J8	J9	Ref.	Scores of Panel
1	StaLi1		3.20	-0.07	0	-1	0	0	0	0	0	-1	0		3.13
2	SyTwW3+SyTwM2		5.72	-1.46	-2	-3	-2	-2	-2	-2	-2	-2	-2		4.26
3	ChSp1		1.10	0.00	0	-1	0	0	0	0	0	0	0		1.10
4	SILi1		3.20	-0.41	-1	-1	-1	0	-1	-1	-1	-1	0		2.79
5	OFTW1+OFTM1		4.84	-0.83	-2	-2	-1	0	-1	-1	-1	-1	-1		4.01
6	ChSt1		1.10	-0.16	0	-2	-1	0	0	-1	-1	-1	-1		0.94
7	DSp3		5.25	-0.16	-1	-2	0	0	0	0	0	0	-1		5.09
8	MiStW1+MiStM1		6.96	-1.04	-1	-2	-1	0	-1	-1	0	-1	-2		5.92
			31.37												27.24
Program Components			Factor												
	Composition		2.00	4.00	3.75	3.75	3.75	3.75	4.25	3.00	3.75	4.00			3.82
	Presentation		2.00	4.25	3.50	3.75	3.50	3.50	3.75	3.25	3.50	3.75			3.61
	Skating Skills		2.00	3.75	3.50	3.75	3.50	3.75	3.75	3.25	3.50	3.25			3.57
Judges Total Program Component Score (factored)															22.00
Deductions:															0.00

Legend:							
#	Sequence number	GOE	Grade of Execution	Jx	Judges (x=1-9)	Ref.	Referee
!	Element does not fulfill all requirements	F	Fall				

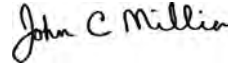


Results

Rank	Name	NOC Code	Total Score	RD	FD
1	PERRIER GIANESINI Ambre / BLANC KLAPERMAN Samuel	FRA	155.35	1	1
2	ILIN Olivia / CAIN Dylan	USA	142.38	2	3
3	SLATTER Ashlie / ONGAY-PEREZ Atl	GBR	140.16	7	2
4	KIM Jinny / LEE Namu	KOR	139.40	3	5
5	GANS Audra / BOUTSAN Michael	CAN	136.82	4	4
6	PSURNA Andrea / NOVAK Jachym	CZE	126.63	5	7
7	LIU Tong / GE Quanshuo	CHN	126.50	6	6
8	MAYER Mia Lee / CALDERARI Davide	GER	125.44	8	8
9	KRAVETS Caroline / STARK Jacob	CAN	115.70	9	9
10	BIANCHI Zoe / ROTA Pietro	ITA	105.83	10	10
11	REKUNOVA Sofiia / FEDIANKIN Denys	UKR	93.21	11	11
12	VLCKOVA Klara / VLCEK Tomas	CZE	82.33	12	12



COTON Janet, ISU
Referee



MILLIER John, ISU
Technical Controller

Legend:	FD Free Dance	RD Rhythm Dance
----------------	----------------------	------------------------



Medallists

Medal	Team	Name (NOC Code)	Category
GOLD	KOR - Republic of Korea	KIM Hyungyeom	Men Single Skating
		SHIN Jia	Women Single Skating
		KIM Jinny	Ice Dance
		LEE Namu	
SILVER	USA - United States of America	SANCHEZ Jacob	Men Single Skating
		ZHANG Sherry	Women Single Skating
		SMITH Cayla	Pair Skating
		MCPIKE Jared	
		ILIN Olivia	Ice Dance
		CAIN Dylan	
BRONZE	CAN - Canada	LI David	Men Single Skating
		RUITER Kaiya	Women Single Skating
		BEHNKE Annika	Pair Skating
		SAUVE Kole	
		GANS Audra	Ice Dance
		BOUJSAN Michael	




Gangneung Ice Arena	1 FEB 2024	11:30	Ice Dance - Free Dance
		12:35	Pair Skating - Free Skating
		13:15	Men Single Skating - Free Skating
		14:20	Women Single Skating - Free Skating

Size of Skating Arena:	30m*60m
Ice Conditions:	very good
Number of Teams entered:	5
Number of Teams participating:	5

Entry Withdrawn:

Free Skating						
Duration:	Men Single Skating:	3:30 +/- 10 seconds				
	Women Single Skating:	3:30 +/- 10 seconds				
	Pair Skating:	3:30 +/- 10 seconds				
Program Component Factors:			Men Single Skating	Women Single Skating	Pair Skating	
	Skating Skills		3.33	2.67	2.67	
	Transitions		3.33	2.67	2.67	
	Performance		3.33	2.67	2.67	

Free Dance						
Duration:	Ice Dance:	3:30 +/- 10 seconds				
Program Component Factors:	Skating Skills		2.00			
	Transitions		2.00			
	Performance		2.00			



Entry List by Event

As of THU 25 JAN 2024

Sequence	NOC	Name	Category
1	CAN - Canada	LI David RUITER Kaiya BEHNKE Annika / SAUVE Kole GANS Audra / BOUTSAN Michael KRAVETS Caroline / STARK Jacob	Men Single Skating Women Single Skating Pair Skating Ice Dance Ice Dance
2	CHN - People's Republic of China	TIAN Tonghe GAO Shiqi LIU Tong / GE Quanshuo	Men Single Skating Women Single Skating Ice Dance
3	FRA - France	MOTILLA Gianni DUBECQ Eve PERRIER GIANESINI Ambre / BLANC KLAPERMAN Samuel	Men Single Skating Women Single Skating Ice Dance
4	KOR - Republic of Korea	KIM Hyungyeom KIM Yuseong SHIN Jia KIM Jinny / LEE Namu	Men Single Skating Women Single Skating Women Single Skating Ice Dance
5	USA - United States of America	SANCHEZ Jacob ZHANG Sherry SMITH Cayla / MCPIKE Jared ILIN Olivia / CAIN Dylan	Men Single Skating Women Single Skating Pair Skating Ice Dance

Note:
All changes are available online.



ISU Panel of Judges and Technical Panel

Panel of Judges

Function	Name
Referee	CRANE Beth
Judge No. 1	HORIUCHI Ritsuko
Judge No. 2	DERBY Andrea
Judge No. 3	LEONELLI Donatella
Judge No. 4	MILLER Joanna
Judge No. 5	TOIGO Walter
Judge No. 6	ZHAO Rui
Judge No. 7	MARRON Hal
Judge No. 8	FIALKOVA Hedviga
Judge No. 9	PETRICEVIC Susan

Technical Panel

Function	Name
Technical Controller	RHEE Chihee
Technical Specialist	AMANO Shin
Technical Specialist	LORENZ Jyrina

Data/Replay Operators

Function	Name
Data Operator	TEWANIAN Sarkis
Replay Operator	CHEON Seungeun



Segment Results

Rank	Name	NOC Code	Total Segment Score	Team Points
1	KIM Hyungyeom	KOR	136.38	5
2	SANCHEZ Jacob	USA	129.77	4
3	TIAN Tonghe	CHN	125.12	3
4	LI David	CAN	116.61	2
5	MOTILLA Gianni	FRA	94.10	1



CRANE Beth, ISU
Referee



RHEE Chihee, ISU
Technical Controller



Judges Details per Skater

Rank	Name	NOC Code	Starting Number	Total Segment Score	Total Element Score	Total Program Component Score (factored)	Total Deductions								
1	KIM Hyungyeom	KOR	5	136.38	70.18	67.20	-1.00								
#	Executed Elements	Info	Base Value	GOE	J1	J2	J3	J4	J5	J6	J7	J8	J9	Ref.	Scores of Panel
1	4T<	F	7.60	-3.80	-5	-5	-5	-5	-5	-5	-5	-5	-5		3.80
2	3Aq	q	8.00	-1.14	-2	-1	-2	0	-1	-2	-1	-1	-2		6.86
3	3Lz+3Tq	q	10.10	-0.93	-1	0	-2	-2	-1	-2	-2	-2	-1		9.17
4	3F		5.30	0.15	0	1	0	0	1	1	0	0	0		5.45
5	FCSp4		3.20	0.14	0	0	0	1	2	1	1	0	0		3.34
6	3Lz+3T		11.11	x 0.76	2	2	1	1	2	1	1	1	1		11.87
7	3Lo+2A+2A+SEQ		12.65	x 0.42	2	0	1	1	1	1	1	1	0		13.07
8	3S	x	4.73	0.49	1	2	0	2	2	1	1	1	0		5.22
9	ChSq1		3.00	1.43	2	3	3	3	3	3	3	3	2		4.43
10	CCoSp4		3.50	0.50	0	1	1	2	2	2	2	2	0		4.00
11	FCCoSp4V		2.63	0.34	1	0	2	2	3	2	2	0	0		2.97
			71.82												70.18
Program Components				Factor											
Composition				3.33	6.50	7.50	6.50	6.75	7.00	6.50	7.00	6.25	6.25		6.64
Presentation				3.33	6.25	7.25	6.25	6.75	7.00	6.75	7.00	6.00	6.25		6.61
Skating Skills				3.33	6.50	7.50	6.75	7.00	7.00	7.00	7.25	6.25	7.00		6.93
Judges Total Program Component Score (factored)														67.20	
Deductions:				Falls	-1.00 (1)									-1.00	

Rank	Name	NOC Code	Starting Number	Total Segment Score	Total Element Score	Total Program Component Score (factored)	Total Deductions								
2	SANCHEZ Jacob	USA	4	129.77	63.25	67.52	-1.00								
#	Executed Elements	Info	Base Value	GOE	J1	J2	J3	J4	J5	J6	J7	J8	J9	Ref.	Scores of Panel
1	3A		8.00	1.71	2	3	2	3	2	2	1	0	3		9.71
2	2A		3.30	-0.85	-2	-2	-2	-3	-3	-3	-3	-3	-2		2.45
3	3Lo		4.90	1.12	2	3	2	2	2	2	3	2	3		6.02
4	3Lz		5.90	1.60	3	3	2	2	2	3	3	4	3		7.50
5	CCoSp4		3.50	0.80	3	2	2	2	2	2	1	3	3		4.30
6	3Lz+REP	F	4.54	x -2.95	-5	-5	-5	-5	-5	-5	-4	-5	-5		1.59
7	2A+3T	x	8.25	0.84	2	2	2	2	2	2	2	2	2		9.09
8	3F+1Eu+3S	x	11.11	0.83	-1	2	1	0	2	2	2	2	2		11.94
9	FCCoSp3		3.00	0.34	0	1	2	1	1	2	1	2	0		3.34
10	FSSp4		3.00	0.17	0	1	1	0	0	1	1	1	0		3.17
11	ChSq1		3.00	1.14	2	4	2	1	0	3	2	3	3		4.14
			58.50												63.25
Program Components				Factor											
Composition				3.33	6.50	6.75	6.75	6.50	6.50	7.00	6.25	7.00	7.50		6.71
Presentation				3.33	6.50	7.00	6.75	6.25	6.50	6.75	6.50	6.75	7.75		6.68
Skating Skills				3.33	6.50	7.25	7.00	6.50	6.50	7.25	6.50	7.25	7.50		6.89
Judges Total Program Component Score (factored)														67.52	
Deductions:				Falls	-1.00 (1)									-1.00	



Judges Details per Skater

Rank	Name	NOC Code	Starting Number	Total Segment Score	Total Element Score	Total Program Component Score (factored)	Total Deductions									
3	TIAN Tonghe	CHN	3	125.12	63.78	61.34	0.00									
#	Executed Elements	Info	Base Value	GOE	J1	J2	J3	J4	J5	J6	J7	J8	J9	Ref.	Scores of Panel	
1	3Lz+3T		10.10	1.18	3	3	2	3	1	2	1	1	2		11.28	
2	2A+1Eu+3S		8.10	0.49	1	2	1	1	1	1	0	1	3		8.59	
3	3Lo+2T		6.20	0.84	2	2	2	2	1	2	1	2	1		7.04	
4	FCSp4		3.20	0.37	2	0	1	2	1	1	1	0	2		3.57	
5	3F		5.30	0.68	1	2	1	2	2	2	0	1	0		5.98	
6	3Lo	x	5.39	-0.21	-1	0	0	-2	0	0	-2	0	0		5.18	
7	FCCoSp4		3.50	-0.15	0	-1	0	0	-1	1	0	-1	-1		3.35	
8	3Lz	x	6.49	0.51	0	2	0	1	1	2	1	1	0		7.00	
9	2A	x	3.63	0.47	1	2	1	2	1	2	0	2	1		4.10	
10	ChSq1		3.00	0.79	2	2	2	2	1	2	0	2	0		3.79	
11	CCoSp4		3.50	0.40	1	0	1	2	-1	2	1	2	1		3.90	
			58.41												63.78	
Program Components				Factor												
Composition				3.33	6.25	6.25	6.25	6.50	6.00	6.25	5.25	6.00	5.50			6.07
Presentation				3.33	6.00	6.25	6.25	6.75	6.00	6.00	5.50	5.25	5.75			5.96
Skating Skills				3.33	6.50	6.75	6.75	7.25	6.25	6.25	5.25	6.00	6.25			6.39
Judges Total Program Component Score (factored)															61.34	
Deductions:															0.00	

Rank	Name	NOC Code	Starting Number	Total Segment Score	Total Element Score	Total Program Component Score (factored)	Total Deductions									
4	LI David	CAN	2	116.61	56.11	61.50	-1.00									
#	Executed Elements	Info	Base Value	GOE	J1	J2	J3	J4	J5	J6	J7	J8	J9	Ref.	Scores of Panel	
1	2A+1Eu+3F!	!	9.10	-0.15	1	0	-1	1	-1	-1	-1	-1	1		8.95	
2	3Lz+3T<	<	9.26	-1.18	-2	-2	-2	0	-2	-2	-2	-2	-2		8.08	
3	3S+2T		5.60	0.55	1	3	1	2	2	1	1	1	0		6.15	
4	FSSp4		3.00	0.04	0	0	1	0	0	1	0	0	0		3.04	
5	3Lo		4.90	0.00	0	1	0	1	0	-1	-1	-1	1		4.90	
6	3F!	F	5.83	x -2.65	-5	-5	-5	-5	-5	-5	-4	-5	-5		3.18	
7	3Lz	x	6.49	x -0.76	-2	-1	-1	-2	-1	-2	-1	-1	-1		5.73	
8	2A	x	3.63	x 0.61	2	2	1	3	2	2	1	2	2		4.24	
9	ChSq1		3.00	1.14	3	3	2	2	1	2	2	2	3		4.14	
10	CCSp4		3.20	0.55	3	2	2	2	0	2	1	1	2		3.75	
11	CCoSp4		3.50	0.45	2	1	2	2	1	1	1	0	1		3.95	
			57.51												56.11	
Program Components				Factor												
Composition				3.33	6.25	6.50	6.00	6.50	6.25	6.00	5.50	6.25	6.00			6.18
Presentation				3.33	6.25	6.50	6.50	5.75	5.75	5.75	5.50	6.50	5.75			6.04
Skating Skills				3.33	6.50	6.75	6.25	6.50	6.00	6.25	5.25	6.50	5.75			6.25
Judges Total Program Component Score (factored)															61.50	
Deductions:							Falls	-1.00 (1)						-1.00		



Judges Details per Skater

Rank	Name	NOC Code	Starting Number	Total Segment Score	Total Element Score	Total Program Component Score (factored)	Total Deductions								
5	MOTILLA Gianni	FRA	1	94.10	44.68	50.42	-1.00								
#	Executed Elements	Info	Base Value	GOE	J1	J2	J3	J4	J5	J6	J7	J8	J9	Ref.	Scores of Panel
1	3Lz+2T		7.20	1.01	2	2	2	2	2	0	1	1	2		8.21
2	3F<<	<<	1.80	-0.87	-5	-5	-5	-5	-5	-5	-4	-5	-4		0.93
3	3Lz		5.90	1.01	2	3	2	1	2	1	1	2	2		6.91
4	3Lo		4.90	-1.12	-2	-2	-2	-3	-4	-2	-3	-2	-2		3.78
5	FCCoSp4		3.50	0.05	0	0	0	1	1	0	0	-1	0		3.55
6	ChSq1		3.00	0.43	0	0	1	2	2	1	1	1	0		3.43
7	2S+2A+2T+SEQ		6.49	x -0.05	0	0	0	-1	0	-1	0	0	0		6.44
8	CSSp4		3.00	-0.04	0	0	0	1	-1	1	-1	-2	0		2.96
9	3S<	F	3.78	x -1.72	-5	-5	-5	-5	-5	-5	-5	-5	-5		2.06
10	2A		3.63	x -0.05	0	0	0	-1	-1	0	0	0	0		3.58
11	CCoSp3		3.00	-0.17	0	-1	-1	-1	0	0	-1	0	-1		2.83
			46.20												44.68
Program Components				Factor											
Composition				3.33	4.75	5.75	5.50	5.25	5.25	5.00	5.00	4.75	5.25		5.14
Presentation				3.33	4.50	4.75	5.25	4.50	5.00	4.75	4.75	4.50	5.00		4.75
Skating Skills				3.33	5.25	5.50	5.50	4.75	5.50	5.25	5.25	4.75	5.25		5.25
Judges Total Program Component Score (factored)															50.42
Deductions:		Falls		-1.00	(1)										-1.00

Legend:						
#	Sequence number	GOE	Grade of Execution	Jx	Judges (x=1-9)	Ref. Referee
<	Under-rotated jump	<<	Downgraded jump	x	Credit for highlight distribution, base value multiplied by 1.1	
!	Not clear edge	REP	Jump repetition	F	Fall	q Jump landed on the quarter



ISU Panel of Judges and Technical Panel

Panel of Judges

Function	Name
Referee	ROSENBLUTH Robert
Judge No. 1	WANG Yu
Judge No. 2	CHIGOGIDZE Salome
Judge No. 3	KANTOR Anna
Judge No. 4	DELFA Daniel
Judge No. 5	ALHONEN Pia
Judge No. 6	GOSSELIN Veronique
Judge No. 7	MARRON Hal
Judge No. 8	TAYLOR Catherine L.
Judge No. 9	SZILAGYI Eva

Technical Panel

Function	Name
Technical Controller	NOYES Deborah
Technical Specialist	KNYAZEV Artem
Technical Specialist	LEBLANC Raoul

Data/Replay Operators

Function	Name
Data Operator	CHEON Seungeun
Replay Operator	TEWANIAN Sarkis



Segment Results

Rank	Name	NOC Code	Total Segment Score	Team Points
1	SHIN Jia	KOR	137.48	5
2	ZHANG Sherry	USA	122.76	4
3	GAO Shiqi	CHN	118.31	3
4	RUITER Kaiya	CAN	103.41	2
5	DUBECQ Eve	FRA	87.70	1

Robert G Rosenbluth

ROSENBLUTH Robert, ISU
Referee

Deborah Noyes

NOYES Deborah, ISU
Technical Controller



Judges Details per Skater

Rank	Name	NOC Code	Starting Number	Total Segment Score	Total Element Score	Total Program Component Score (factored)	Total Deductions									
1	SHIN Jia	KOR	5	137.48	74.44	63.04	0.00									
#	Executed Elements	Info	Base Value	GOE	J1	J2	J3	J4	J5	J6	J7	J8	J9	Ref.	Scores of Panel	
1	2A		3.30	1.13	4	3	3	3	4	3	2	4	4		4.43	
2	3Lo		4.90	1.40	3	3	3	2	3	3	2	3	3		6.30	
3	3S		4.30	0.74	3	1	1	1	2	2	2	2	2		5.04	
4	3F+2T+2Lo		8.30	0.98	3	2	2	1	1	1	2	2	3		9.28	
5	CCoSp4		3.50	0.80	2	3	2	2	1	3	2	2	3		4.30	
6	3Lz+3T		11.11	x 2.02	4	4	3	3	2	4	2	4	4		13.13	
7	3F+2A+SEQ		9.46	x 1.21	3	2	2	2	2	3	2	2	3		10.67	
8	3Lz		6.49	x 1.52	3	2	2	2	3	3	3	2	4		8.01	
9	FCSp4		3.20	0.87	3	4	2	2	1	3	3	2	4		4.07	
10	ChSq1		3.00	1.71	4	3	3	4	3	4	3	3	5		4.71	
11	FCCoSp4		3.50	1.00	3	3	2	2	2	3	4	3	5		4.50	
			61.06												74.44	
Program Components			Factor													
Composition			2.67	8.00	7.50	8.00	7.25	7.75	8.50	7.50	8.00	8.25	7.86			
Presentation			2.67	8.25	7.25	8.00	7.25	7.25	8.25	7.50	8.00	8.50	7.79			
Skating Skills			2.67	8.25	7.75	8.00	7.50	8.00	8.25	7.50	8.00	8.50	7.96			
Judges Total Program Component Score (factored)																63.04
Deductions:																0.00

Rank	Name	NOC Code	Starting Number	Total Segment Score	Total Element Score	Total Program Component Score (factored)	Total Deductions										
2	ZHANG Sherry	USA	4	122.76	66.21	56.55	0.00										
#	Executed Elements	Info	Base Value	GOE	J1	J2	J3	J4	J5	J6	J7	J8	J9	Ref.	Scores of Panel		
1	3Lo		4.90	1.26	3	3	2	2	2	3	2	3	3		6.16		
2	3Lzq+2T	q	7.20	-0.59	-1	-1	-2	-1	-2	-1	0	0	-1		6.61		
3	3T		4.20	1.08	3	2	2	2	3	3	3	3	2		5.28		
4	3Lz		5.90	1.10	1	2	1	2	2	2	2	2	2		7.00		
5	FCCoSp4		3.50	0.75	2	3	1	2	1	3	3	2	2		4.25		
6	2F	x	1.98	0.08	0	1	-1	1	0	0	1	0	1		2.06		
7	3F+2A+2A+SEQ		13.09	x 1.44	3	3	2	2	3	3	2	3	3		14.53		
8	3S+2T	x	6.16	0.68	2	2	1	1	1	2	2	1	2		6.84		
9	FCSp4		3.20	0.82	2	3	1	2	3	3	4	2	3		4.02		
10	ChSq1		3.00	1.71	3	4	3	4	4	3	4	3	3		4.71		
11	CCoSp4		3.50	1.25	4	3	3	3	4	4	4	3	5		4.75		
			56.63												66.21		
Program Components			Factor														
Composition			2.67	7.25	6.75	7.00	6.25	6.50	6.75	7.25	6.75	7.00	6.75	7.00	6.86		
Presentation			2.67	7.25	6.50	7.00	6.75	6.75	7.00	7.50	7.25	7.00	7.00	7.00			
Skating Skills			2.67	7.50	6.75	7.25	7.50	7.00	7.50	7.50	7.50	7.25	7.25	7.32			
Judges Total Program Component Score (factored)																56.55	
Deductions:																0.00	



Judges Details per Skater

Rank	Name	NOC Code	Starting Number	Total Segment Score	Total Element Score	Total Program Component Score (factored)	Total Deductions									
3	GAO Shiqi	CHN	3	118.31	63.95	54.36	0.00									
#	Executed Elements	Info	Base Value	GOE	J1	J2	J3	J4	J5	J6	J7	J8	J9	Ref.	Scores of Panel	
1	3Lz+2T		7.20	1.18	3	2	1	2	2	2	1	3	2		8.38	
2	2A+3T		7.50	0.54	1	2	1	1	1	1	0	2	2		8.04	
3	2A		3.30	0.61	2	2	2	2	3	1	0	2	2		3.91	
4	3F+2T+2Lo		8.30	0.68	2	1	0	1	2	1	1	3	1		8.98	
5	FCSp4		3.20	0.96	3	3	3	3	3	4	2	3	3		4.16	
6	ChSq1		3.00	0.93	2	2	2	2	2	1	1	2	3		3.93	
7	3Lz		6.49	x 1.26	3	2	2	2	3	2	2	2	2		7.75	
8	3Fq	q	5.83	x -0.68	-1	-2	-2	-1	-2	-1	-1	-1	-1		5.15	
9	3S		4.73	x 0.37	2	0	0	0	2	1	0	2	1		5.10	
10	CCoSp4		3.50	0.70	3	1	3	2	1	3	1	3	0		4.20	
11	FCCoSp4		3.50	0.85	3	3	2	2	3	2	2	3	2		4.35	
			56.55												63.95	
Program Components			Factor													
Composition			2.67	7.00	6.50	6.75	6.75	7.00	6.75	5.25	6.50	6.00				6.61
Presentation			2.67	7.25	6.50	7.00	6.25	7.25	7.25	6.00	6.75	6.25				6.75
Skating Skills			2.67	7.50	6.25	7.00	7.25	7.25	7.50	5.75	6.75	7.00				7.00
Judges Total Program Component Score (factored)																54.36
Deductions:																0.00

Rank	Name	NOC Code	Starting Number	Total Segment Score	Total Element Score	Total Program Component Score (factored)	Total Deductions									
4	RUITER Kaiya	CAN	2	103.41	49.35	54.06	0.00									
#	Executed Elements	Info	Base Value	GOE	J1	J2	J3	J4	J5	J6	J7	J8	J9	Ref.	Scores of Panel	
1	3Lz+3T<	<	9.26	-1.18	-2	-3	-2	-2	-1	-3	-2	-2	-1		8.08	
2	3Lo		4.90	0.77	2	2	0	1	2	1	1	2	2		5.67	
3	3F+1Eu+3S<<	<<	7.10	-2.57	-4	-5	-5	-5	-5	-5	-4	-5	-5		4.53	
4	2A		3.30	0.28	1	1	0	1	1	0	1	1	1		3.58	
5	FCCoSp4		3.50	0.60	2	2	0	1	1	1	2	3	2		4.10	
6	3Lz<+2T	<	6.62	x -0.94	-2	-3	-2	-2	-1	-3	-2	-1	-2		5.68	
7	3F<	<	4.66	x -0.60	-2	-1	-2	-1	-1	-2	-2	-1	-1		4.06	
8	FSSp2		2.30	0.23	0	2	0	0	2	0	2	1	2		2.53	
9	ChSq1		3.00	1.21	1	2	2	3	3	2	2	3	3		4.21	
10	2A		3.63	x 0.28	1	1	0	1	2	1	0	1	1		3.91	
11	CCoSp3		3.00	0.00	0	-2	-1	-1	2	0	1	1	0		3.00	
			51.27												49.35	
Program Components			Factor													
Composition			2.67	6.25	6.50	6.50	6.75	8.00	7.50	6.00	7.00	6.75				6.75
Presentation			2.67	6.50	6.50	6.75	6.25	7.75	7.50	6.00	7.00	6.75				6.75
Skating Skills			2.67	6.75	6.75	6.50	6.75	7.00	7.00	5.50	7.00	6.50				6.75
Judges Total Program Component Score (factored)																54.06
Deductions:																0.00



Judges Details per Skater

Rank	Name	NOC Code	Starting Number	Total Segment Score	Total Element Score	Total Program Component Score (factored)	Total Deductions								
5	DUBECQ Eve	FRA	1	87.70	46.38	42.32	-1.00								
#	Executed Elements	Info	Base Value	GOE	J1	J2	J3	J4	J5	J6	J7	J8	J9	Ref.	Scores of Panel
1	3Lz+2Aq+SEQ	q	9.20	-1.01	-2	-2	-2	-1	-2	-2	-1	0	-2		8.19
2	3F!	F	5.30	-2.65	-5	-5	-5	-5	-5	-5	-5	-5	-5		2.65
3	3Lo+2T+2Lo		7.90	0.07	0	0	0	0	0	0	0	1	1		7.97
4	CCoSp3		3.00	0.17	1	1	0	1	0	0	0	2	1		3.17
5	ChSq1		3.00	0.07	0	0	0	1	0	0	-1	1	0		3.07
6	3Lz		5.90	-0.76	-1	-1	-2	-2	-1	-1	-1	-2	-1		5.14
7	3Loq	q	5.39	x -1.05	-2	-3	-2	-1	-2	-3	-2	-2	-2		4.34
8	2F		1.98	x 0.03	0	1	0	1	0	0	0	0	0		2.01
9	2A<+2T	<	4.33	x -0.64	-2	-2	-2	-2	-3	-3	-3	-3	-2		3.69
10	FCCoSp4		3.50	-0.20	0	0	0	1	-1	-2	-1	-1	-1		3.30
11	LSp4		2.70	0.15	1	2	1	0	0	1	0	1	0		2.85
			52.20												46.38
Program Components				Factor											
Composition				2.67	5.75	5.75	5.00	5.50	4.75	4.50	5.00	5.25	5.25		5.21
Presentation				2.67	5.25	5.50	5.00	5.50	4.50	4.75	5.25	5.50	5.00		5.18
Skating Skills				2.67	5.50	5.75	5.25	6.00	5.25	5.25	5.00	5.50	5.75		5.46
Judges Total Program Component Score (factored)														42.32	
Deductions:		Falls		-1.00	(1)										-1.00

Legend:						
#	Sequence number	GOE	Grade of Execution	Jx	Judges (x=1-9)	Ref. Referee
<	Under-rotated jump	<<	Downgraded jump	x	Credit for highlight distribution, base value multiplied by 1.1	
!	Not clear edge	F	Fall	q	Jump landed on the quarter	



ISU Panel of Judges and Technical Panel

Panel of Judges

Function	Name
Referee	ROSENBLUTH Robert
Judge No. 1	SZILAGYI Eva
Judge No. 2	ZHAO Rui
Judge No. 3	KANTOR Anna
Judge No. 4	MARRON Hal
Judge No. 5	MILLER Joanna
Judge No. 6	FIALKOVA Hedviga
Judge No. 7	DELFA Daniel
Judge No. 8	HORIUCHI Ritsuko
Judge No. 9	GOSSELIN Veronique

Technical Panel

Function	Name
Technical Controller	NOYES Deborah
Technical Specialist	LEBLANC Raoul
Technical Specialist	KNYAZEV Artem

Data/Replay Operators

Function	Name
Data Operator	TEWANIAN Sarkis
Replay Operator	CHEON Seungeun



Segment Results

Rank	Name	NOC Code	Total Segment Score	Team Points
1	BEHNKE Annika / SAUVE Kole	CAN	82.39	5
2	SMITH Cayla / MCPIKE Jared	USA	63.55	4

Robert G Rosenbluth

ROSENBLUTH Robert, ISU
Referee

Debbie Noyes

NOYES Deborah, ISU
Technical Controller



Judges Details per Skater

Rank	Name	NOC Code	Starting Number	Total Segment Score	Total Element Score	Total Program Component Score (factored)	Total Deductions
------	------	----------	-----------------	---------------------	---------------------	--	------------------

1 BEHNKE Annika / SAUVE Kole CAN 2 82.39 42.52 39.87 0.00

#	Executed Elements	Info	Base Value	GOE	J1	J2	J3	J4	J5	J6	J7	J8	J9	Ref.	Scores of Panel
1	2Tw2		3.00	-0.73	-1	-1	-3	-1	-3	-4	-2	-3	-4		2.27
2	3S		4.30	0.49	1	1	1	1	1	2	2	1	1		4.79
3	5RLi2		6.20	0.00	0	0	0	1	0	1	-1	0	-1		6.20
4	3STh		4.40	0.00	0	-1	0	0	1	0	0	0	0		4.40
5	FiDs2		3.20	-0.18	0	-1	-1	1	0	-1	0	-1	-1		3.02
6	3T+1A+SEQ		5.30	0.12	1	0	0	1	0	0	1	0	0		5.42
7	4Li3		4.70	0.13	1	0	0	1	1	0	0	0	0		4.83
8	ChSq1		3.00	0.43	1	0	0	1	2	1	1	1	1		3.43
9	2LzTh		3.00	0.21	1	0	0	-1	2	1	1	1	1		3.21
10	PCoSp4		4.50	0.45	1	1	1	1	1	1	1	2	0		4.95
			41.60												42.52
Program Components				Factor											
Composition				2.67	5.25	5.00	5.75	4.50	4.75	5.00	5.25	4.75	5.00		5.00
Presentation				2.67	5.25	5.25	5.50	4.50	5.00	4.75	4.75	4.50	4.75		4.89
Skating Skills				2.67	5.25	5.00	5.75	4.50	4.75	5.00	5.00	5.00	5.25		5.04
Judges Total Program Component Score (factored)															39.87

Deductions: 0.00

Rank	Name	NOC Code	Starting Number	Total Segment Score	Total Element Score	Total Program Component Score (factored)	Total Deductions
------	------	----------	-----------------	---------------------	---------------------	--	------------------

2 SMITH Cayla / MCPiKE Jared USA 1 63.55 27.72 35.83 0.00

#	Executed Elements	Info	Base Value	GOE	J1	J2	J3	J4	J5	J6	J7	J8	J9	Ref.	Scores of Panel
1	2Tw1		2.80	-0.92	-3	-2	-4	-3	-3	-4	-4	-3	-3		1.88
2	2S		1.30	0.13	2	0	0	1	2	1	1	1	1		1.43
3	2T+1Eu+2S		3.10	0.07	2	0	0	0	0	2	0	1	1		3.17
4	4Li1		3.90	-0.89	-3	-1	-2	-2	-2	-2	-3	-2	-3		3.01
5	2LoTh		2.80	-0.44	-2	-1	-1	-1	-2	-1	-2	-2	-2		2.36
6	3Li3		4.70	-0.94	-2	-1	-2	0	-3	-2	-2	-3	-2		3.76
7	2STh		2.50	0.11	0	0	0	0	0	1	1	1	1		2.61
8	ChSq1		3.00	0.43	1	0	1	1	1	0	1	1	2		3.43
9	FiDs2		3.20	-0.09	-1	-1	-1	1	0	0	0	1	-2		3.11
10	PCoSp3V		3.00	-0.04	0	0	0	1	0	0	-1	0	-2		2.96
			30.30												27.72
Program Components				Factor											
Composition				2.67	5.25	4.50	5.25	4.25	4.50	4.50	4.00	4.50	4.50		4.57
Presentation				2.67	4.75	4.50	5.00	4.25	4.75	4.25	4.00	4.25	4.50		4.46
Skating Skills				2.67	4.75	4.75	5.00	4.00	4.25	4.25	4.00	4.50	4.25		4.39
Judges Total Program Component Score (factored)															35.83

Deductions: 0.00

#	Sequence number	GOE	Grade of Execution	Jx	Judges (x=1-9)	Ref.	Referee
---	-----------------	-----	--------------------	----	----------------	------	---------



ISU Panel of Judges and Technical Panel

Panel of Judges

Function	Name
Referee	COTON Janet
Judge No. 1	AN So Young
Judge No. 2	ROSA Valeria
Judge No. 3	TAUCHMANOVA Vera
Judge No. 4	MEDVEDIEVA Iryna
Judge No. 5	CONACHER Ron
Judge No. 6	FERNANDEZ Stephen
Judge No. 7	PONTONNIER Natacha
Judge No. 8	RYAN Elizabeth
Judge No. 9	MAST Jennifer

Technical Panel

Function	Name
Technical Controller	MILLIER John
Technical Specialist	GUERREIRO Svetlana
Technical Specialist	BLUM Benjamin

Data/Replay Operators

Function	Name
Data Operator	CHEON Seungeun
Replay Operator	TEWANIAN Sarkis

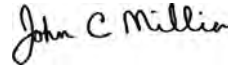


Segment Results

Rank	Name	NOC Code	Total Segment Score	Team Points
1	PERRIER GIANESINI Ambre / BLANC KLAPERMAN Samuel	FRA	97.69	5
2	ILIN Olivia / CAIN Dylan	USA	88.63	4
3	KIM Jinny / LEE Namu	KOR	82.15	3
4	LIU Tong / GE Quanshuo	CHN	80.42	2
5	GANS Audra / BOUTSAN Michael	CAN	80.24	1



COTON Janet, ISU
Referee



MILLIER John, ISU
Technical Controller



Judges Details per Skater

Rank	Name	NOC Code	Starting Number	Total Segment Score	Total Element Score	Total Program Component Score (factored)	Total Deductions
1	PERRIER GIANESINI Ambre / BLANC KLAPERMAN Samuel	FRA	5	97.69	53.97	43.72	0.00

#	Executed Elements	Info	Base Value	GOE	J1	J2	J3	J4	J5	J6	J7	J8	J9	Ref.	Scores of Panel
1	ChSt1		1.10	2.25	2	3	3	2	3	2	3	3	3		3.35
2	OFTW3+OFTM3		6.10	1.77	3	2	2	3	3	2	3	2	2		7.87
3	SyTwW4+SyTwM4		6.84	1.77	2	2	3	3	2	3	2	3	2		8.61
4	CiStW2+CiStM3		7.83	2.08	2	2	3	2	2	1	2	2	2		9.91
5	DSP4		6.00	1.45	3	2	3	3	3	2	2	3	2		7.45
6	SILi4+RoLi4		10.90	2.88	3	3	3	3	3	3	2	3	3		13.78
7	ChLi1		1.10	1.90	2	3	2	2	2	3	3	2	2		3.00
			39.87												53.97
Program Components				Factor											
Composition				2.00	7.25	7.50	7.25	7.50	7.25	7.00	7.50	8.00	7.00		7.32
Presentation				2.00	7.50	7.50	7.00	7.25	6.75	7.25	7.25	7.75	7.25		7.29
Skating Skills				2.00	7.25	7.00	7.00	7.50	8.00	6.75	7.25	7.75	7.00		7.25
Judges Total Program Component Score (factored)															43.72

Deductions:	0.00
--------------------	-------------

Rank	Name	NOC Code	Starting Number	Total Segment Score	Total Element Score	Total Program Component Score (factored)	Total Deductions
2	ILIN Olivia / CAIN Dylan	USA	4	88.63	49.49	39.14	0.00

#	Executed Elements	Info	Base Value	GOE	J1	J2	J3	J4	J5	J6	J7	J8	J9	Ref.	Scores of Panel
1	OFTW3+OFTM3		6.10	1.35	1	2	2	2	1	2	2	2	2		7.45
2	SyTwW4+SyTwM4		6.84	1.14	1	2	2	2	1	2	1	1	2		7.98
3	SILi4		5.45	0.69	1	1	2	2	1	1	1	2	2		6.14
4	DSP4		6.00	1.13	2	2	3	2	1	1	2	3	2		7.13
5	SeStW3+SeStM1		7.58	1.78	1	2	2	2	0	2	1	2	2		9.36
6	ChSt1		1.10	1.42	1	2	3	2	1	2	1	2	2		2.52
7	RoLi4		5.45	0.82	1	2	2	2	2	1	1	2	2		6.27
8	ChSp1		1.10	1.54	1	2	2	2	2	2	1	2	2		2.64
			39.62												49.49
Program Components				Factor											
Composition				2.00	6.50	7.00	6.50	7.25	6.25	6.00	6.50	7.00	6.75		6.64
Presentation				2.00	6.50	6.75	6.25	7.00	6.00	6.25	6.25	7.00	7.00		6.57
Skating Skills				2.00	6.25	6.75	6.00	6.75	5.75	5.75	6.25	7.00	6.75		6.36
Judges Total Program Component Score (factored)															39.14

Deductions:	0.00
--------------------	-------------

Rank	Name	NOC Code	Starting Number	Total Segment Score	Total Element Score	Total Program Component Score (factored)	Total Deductions
3	KIM Jinny / LEE Namu	KOR	3	82.15	44.37	37.78	0.00

#	Executed Elements	Info	Base Value	GOE	J1	J2	J3	J4	J5	J6	J7	J8	J9	Ref.	Scores of Panel
1	OFTW3+OFTM2		5.72	1.25	2	1	2	2	2	2	1	2	0		6.97
2	DiStW2+DiStM1		7.21	1.34	1	2	1	1	2	1	1	2	1		8.55
3	SILi4		5.45	0.96	2	2	1	2	2	2	2	2	2		6.41
4	ChAJ1		1.10	1.07	2	1	2	1	1	2	1	1	1		2.17
5	DSP4		6.00	1.13	1	2	2	2	2	3	2	2	2		7.13
6	SyTwW4+SyTwM3		6.47	-0.41	-1	0	0	0	-1	-1	0	-2	-1		6.06
7	ChSt1	!	1.10	-0.22	-1	-1	-1	-1	-1	-1	-1	-1	-1		0.88
8	RoLi4		5.45	0.75	2	2	2	1	2	1	1	2	1		6.20
			38.50												44.37
Program Components				Factor											
Composition				2.00	6.50	6.75	5.75	7.00	6.75	5.75	6.25	6.50	6.00		6.36
Presentation				2.00	6.75	6.50	5.75	7.00	6.75	6.00	6.50	6.50	5.75		6.39
Skating Skills				2.00	6.50	6.25	5.75	6.75	7.00	5.50	6.00	6.25	5.50		6.14
Judges Total Program Component Score (factored)															37.78

Deductions:	0.00
--------------------	-------------



Judges Details per Skater

Rank	Name	NOC Code	Starting Number	Total Segment Score	Total Element Score	Total Program Component Score (factored)	Total Deductions
------	------	----------	-----------------	---------------------	---------------------	--	------------------

4 LIU Tong / GE Quanshuo CHN 1 80.42 45.36 35.06 0.00

#	Executed Elements	Info	Base Value	GOE	J1	J2	J3	J4	J5	J6	J7	J8	J9	Ref.	Scores of Panel
1	SyTwW4+SyTwM4		6.84	1.25	1	2	2	3	2	2	1	2	0		8.09
2	ChSp1		1.10	1.54	2	2	2	1	2	2	2	2	1		2.64
3	SeStW2+SeStM3		7.83	0.45	0	1	2	1	0	-1	1	-1	1		8.28
4	CuLi3+CuLi4		10.15	1.37	1	2	2	1	2	1	1	1	2		11.52
5	DSP4		6.00	0.48	0	1	1	2	1	1	1	1	0		6.48
6	OFTW2+OFTM2		5.34	0.72	1	1	1	1	1	1	1	1	0		6.06
7	ChSt1		1.10	1.19	0	1	2	1	1	2	2	2	1		2.29
			38.36												45.36
Program Components			Factor												
Composition			2.00	5.50	6.50	5.50	6.75	5.75	5.25	6.00	6.00	5.50		5.82	
Presentation			2.00	5.50	6.25	5.50	6.50	5.25	5.75	6.25	6.25	5.25		5.82	
Skating Skills			2.00	5.75	6.25	5.75	6.75	6.00	5.50	6.00	6.00	5.25		5.89	
Judges Total Program Component Score (factored)														35.06	

Deductions: 0.00
Violation of choreo restrictions (1 of 10)

Rank	Name	NOC Code	Starting Number	Total Segment Score	Total Element Score	Total Program Component Score (factored)	Total Deductions
------	------	----------	-----------------	---------------------	---------------------	--	------------------

5 GANS Audra / BOUTSAN Michael CAN 2 80.24 43.74 36.50 0.00

#	Executed Elements	Info	Base Value	GOE	J1	J2	J3	J4	J5	J6	J7	J8	J9	Ref.	Scores of Panel
1	ChSp1		1.10	1.42	2	1	2	2	2	2	2	1	1		2.52
2	OFTW1+OFTM2		5.09	1.25	2	1	2	2	1	1	2	2	2		6.34
3	SyTwW2+SyTwM4		6.09	-1.04	-1	-1	-1	-2	-2	-2	0	-2	-1		5.05
4	SILi4		5.45	0.75	1	1	2	2	2	1	1	2	2		6.20
5	DSP4		6.00	0.80	2	2	3	1	1	1	1	2	1		6.80
6	DiStW2+DiStM1		7.21	1.04	1	1	2	2	1	0	0	1	1		8.25
7	ChSt1		1.10	1.07	1	1	2	2	1	1	1	2	1		2.17
8	RoLi4		5.45	0.96	2	2	3	2	2	2	1	2	2		6.41
			37.49												43.74
Program Components			Factor												
Composition			2.00	6.25	6.50	6.00	7.00	5.75	5.50	6.25	6.25	5.75		6.11	
Presentation			2.00	6.50	6.25	5.75	6.75	5.50	5.50	6.25	6.50	5.75		6.07	
Skating Skills			2.00	6.25	6.00	5.75	6.75	6.25	5.25	6.25	6.25	5.75		6.07	
Judges Total Program Component Score (factored)														36.50	

Deductions: 0.00

Legend:	#	Sequence number	GOE	Grade of Execution	Jx	Judges (x=1-9)	Ref.	Referee
	!	Element does not fulfill all requirements						



Results

After 4 of 4 Categories

Rank	Team	Men Single Skating	Women Single Skating	Pair Skating	Ice Dance	Total Points
1	KOR - Republic of Korea	5	5	-	3	13
2	USA - United States of America	4	4	[4]	4	12
3	CAN - Canada	2	2	5	[1]	9
4	CHN - People's Republic of China	3	3	-	2	8
5	FRA - France	1	1	-	5	7



LUEDERS Wieland, ISU

Event Delegate

Note:
The best three team points values will be used to calculate the total team points. Discarded points will be shown in square brackets.
Any ties have been resolved according to the ISU Rules.



Sport Communication

Item number: 01

**Unofficial Practice
Practice Group**

As of SAT 13 JAN 2024

MEN

Group A	CAN (1)	EST (1)	GEO (1)	JPN (2)	NZL (1)	SVK (1)	UKR (1)	USA (1)	Number of skaters: 9
Group B	CHN (1)	FRA (1)	GBR (1)	ITA (1)	KOR (1)	LAT (1)	SUI (2)	SWE (1)	Number of skaters: 9

WOMEN

Group A	AUS (1)	CAN (1)	CYP (1)	FRA (1)	ISR (1)	JPN (2)	LAT (1)	USA (1)	Number of skaters: 9
Group B	CHN (1)	EST (1)	FIN (1)	GEO (1)	HUN (1)	KOR (2)	SUI (1)	TPE (1)	Number of skaters: 9

PAIRS

Group A	AUS (1)	CAN (1)	ESP (1)	USA (1)	Number of skaters: 4
----------------	---------	---------	---------	---------	----------------------

ICE DANCE

Group A	CHN (1)	GBR (1)	UKR (1)	USA (1)	Number of skaters: 4
Group B	CZE (2)	GER (1)	KOR (1)		Number of skaters: 4
Group C	CAN (2)	FRA (1)	ITA (1)		Number of skaters: 4

Issued by: Mr. Wieland LUEDERS, ISU Event Delegate
Time: 10:00h
Date: 13th January 2024

Note:
No Skaters Music will be played during this unofficial practice session.
Please check online for more details and the latest updates.



Competition Schedule

As of THU 25 JAN 2024

Date	Start Time	Estimated Finish Time	Event
SAT 27 JAN	13:30	14:01	Pair Skating - Short Program
	16:00	18:25	Men Single Skating - Short Program
SUN 28 JAN	13:30	15:04	Ice Dance - Rhythm Dance
	16:10	18:35	Women Single Skating - Short Program
MON 29 JAN	11:30	12:05	Pair Skating - Free Skating
	14:00	16:45	Men Single Skating - Free Skating
TUE 30 JAN	11:30	13:30	Ice Dance - Free Dance
	14:30	17:15	Women Single Skating - Free Skating
THU 1 FEB	11:30	12:12	Team Event - Ice Dance - Free Dance
	12:35	12:55	Team Event - Pair Skating - Free Skating
	13:15	13:57	Team Event - Men Single Skating - Free Skating
	14:20	15:02	Team Event - Women Single Skating - Free Skating

Note:

Please check online for more details and the latest updates.



Competition Officials

As of THU 25 JAN 2024

Function	Name
ISU Event Delegate:	LUEDERS Wieland
Referees:	COTON Janet CRANE Beth ROSENBLUTH Robert
Technical Controllers:	MILLIER John NOYES Deborah RHEE Chihee
Technical Specialists:	AMANO Shin BLUM Benjamin GUERREIRO Svetlana KNYAZEV Artem LEBLANC Raoul LORENZ Jyrina
Judges:	ALHONEN Pia AN So Young CHIGOGIDZE Salome CONACHER Ron DELFA Daniel DERBY Andrea FERNANDEZ Stephen FIALKOVA Hedviga GOSSELIN Veronique HORIUCHI Ritsuko KANTOR Anna LEONELLI Donatella MARRON Hal MAST Jennifer MEDVEDIEVA Iryna MILLER Joanna PETRICEVIC Susan PONTONNIER Natacha ROSA Valeria RYAN Elizabeth SZILAGYI Eva TAUCHMANOVA Vera TAYLOR Catherine L. TOIGO Walter WANG Yu ZHAO Rui
Data/Replay Operators:	CHEON Seungeun TEWANIAN Sarkis
Medical Advisor:	MORAN Jane

Note:
All competition officials are serving under the ISU.



Sport Terminology

As of WED 17 JAN 2024

Term	Definition
Category	The category is the individual part of the Team Event. The categories are: Men Single Skating, Women Single Skating and Pair Skating, Ice Dance. The categories include the segments Free Skating for Men Single Skating, Women Single Skating and Pair Skating, Free Dance for Ice Dance
Components Score	In the Figure Skating segments there are three different program components: Composition, Presentation and Skating Skills.
Couple	Term used for skaters in Pair Skating and Ice Dance events.
Element (name/code and description)	The elements are parts of programs. For details please consult the ISU Scale of Value tables.
Grade of Execution (GOE)	The judges score the quality of performed elements with the Grade of Execution.
Official Assessment Commission (OAC)	The OAC shall evaluate: a) evident anomalies in the judges scores identified based on a predetermined criterion, including mathematical criteria, confirmed by the Council, and b) decisions taken by the Technical Panel
Judge	A qualified official who scores the competitor on each performance in the competition.
Officials	All persons serving as Technical Controllers, Technical Specialists, Referees, Judges, Data Input, Video Operator or Technical/Event Delegates.
Referee	The official responsible for the event in accordance with the official rules and for maintaining discipline and order on the playing field during the game. The Referee is responsible for the Judges.
Segment	A step in the progression of the competition (phase).
Technical Controller	Checks the called elements and levels, corrects if necessary and takes care of the deductions of illegal elements.
Technical Specialists	Call all performed elements and levels. Review the elements if necessary with the Technical Controller.
Trimmed Mean	The trimmed mean is the average of the scores remaining after the highest and lowest scores have been deleted.

Note:
For further information please consult: www.isu.org

**GANGWON
2024**



**YOUTH
OLYMPIC
GAMES**

**GROW TOGETHER
SHINE FOREVER**
