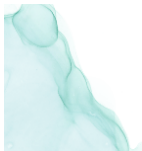




JUDGES DETAILS PER SKATER JUNIOR MEN FREE SKATING

Rank	Name	Nation	Starting Number	Total Segment Score	Total Element Score	Total Program Component Score (factored)	Total Deductions										
1	Lucas FITTERER	GBR	6	96.34	46.59	50.75	-1.00										
#	Executed Elements	Info	Base Value	GOE	J1	J2	J3	J4	J5	J6	J7	J8	J9	Ref.	Scores of Panel		
1	3Lz		5.90	-1.18	-1	-1	-3	-2	-4						4.72		
2	3T+2T		5.50	0.28	1	1	1	0	0						5.78		
3	3T		4.20	-0.14	0	-1	0	-1	1						4.06		
4	2A+1Eu+2F		5.60	-0.11	0	0	0	-1	-2						5.49		
5	CCoSp2		2.50	-0.08	0	-1	0	-1	1						2.42		
6	3S+2T		6.16	x 0.29	0	1	1	0	1						6.45		
7	3S		4.73	x -0.57	-1	-2	-1	-2	0						4.16		
8	2A		3.63	x -0.66	-2	-2	-2	-4	-1						2.97		
9	ChSq1		3.00	1.00	1	2	2	3	2						4.00		
10	FCCoSp4		3.50	0.35	1	2	1	1	0						3.85		
11	FSSp3		2.60	0.09	1	0	0	0	1						2.69		
			47.32												46.59		
Program Components				Factor													
Composition				3.33	5.00	5.00	5.25	4.50	4.50							4.83	
Presentation				3.33	5.00	5.25	5.25	4.75	5.00								5.08
Skating Skills				3.33	5.25	5.50	4.75	5.50	5.25								5.33
Judges Total Program Component Score (factored)																50.75	
Deductions:																-1.00	
Time violation					-1.00												

Rank	Name	Nation	Starting Number	Total Segment Score	Total Element Score	Total Program Component Score (factored)	Total Deductions									
2	Yoanis APOSTOLU	BUL	5	73.45	37.15	38.30	-2.00									
#	Executed Elements	Info	Base Value	GOE	J1	J2	J3	J4	J5	J6	J7	J8	J9	Ref.	Scores of Panel	
1	3Lo<	F	3.92	-1.96	-5	-5	-5	-5	-5						1.96	
2	2A+2T+2Lo		6.30	0.00	0	0	0	-1	0						6.30	
3	3Lz<	<	4.72	-1.10	-2	-2	-3	-2	-3						3.62	
4	CCSp3		2.80	0.00	-1	0	0	0	0						2.80	
5	3F<	<	4.24	-0.85	-2	-2	-2	-2	-2						3.39	
6	3S<<	F	1.43	x -0.65	-5	-5	-5	-5	-5						0.78	
7	FSSp3		2.60	0.26	1	1	1	1	1						2.86	
8	ChSq1		3.00	0.50	1	1	-1	1	1						3.50	
9	2Lz+2Lo		4.18	x 0.00	0	0	0	0	0						4.18	
10	2A+2T		5.06	x 0.00	0	0	0	0	0						5.06	
11	CCoSp3		3.00	-0.30	-1	-1	-1	-1	-1						2.70	
			41.25												37.15	
Program Components				Factor												
Composition				3.33	4.00	4.00	3.00	3.00	4.00							3.67
Presentation				3.33	4.00	3.75	3.25	3.25	3.50							3.50
Skating Skills				3.33	4.25	4.50	4.25	4.50	4.25							4.33
Judges Total Program Component Score (factored)																38.30
Deductions:																-2.00
Falls					-2.00	(2)										



JUDGES DETAILS PER SKATER JUNIOR MEN FREE SKATING

Rank	Name	Nation	Starting Number	Total Segment Score	Total Element Score	Total Program Component Score (factored)	Total Deductions
3	Razvan CIONAC	ROU	4	66.46	31.46	38.00	-3.00

#	Executed Elements	Info	Base Value	GOE	J1	J2	J3	J4	J5	J6	J7	J8	J9	Ref.	Scores of Panel		
1	3Lo<	F	3.92	-1.96	-5	-5	-5	-5	-5						1.96		
2	3S+2T+2Lo		7.30	-0.86	-2	-2	-2	-2	-2						6.44		
3	ChSq1		3.00	0.17	0	0	1	0	1						3.17		
4	3S		4.30	0.00	0	0	0	0	0						4.30		
5	3T<<	F	1.30	-0.65	-5	-5	-5	-5	-5						0.65		
6	CCoSp1V		1.50	-0.40	-2	-3	-3	-3	-2						1.10		
7	SSp3		2.10	0.21	1	1	1	1	0						2.31		
8	2A	x	3.63	-0.55	-1	-2	-2	-2	-1						3.08		
9	2A	x	3.63	-0.55	-1	-2	-2	-2	-1						3.08		
10	2F+2T	x	3.41	-0.12	0	0	-1	-2	-1						3.29		
11	FCCoSp2		2.50	-0.42	0	-1	-2	-2	-2						2.08		
			36.59												31.46		
Program Components				Factor													
Composition				3.33	3.75	4.00	3.75	3.50	3.75						3.75		
Presentation				3.33	3.50	4.00	3.75	3.25	3.50						3.58		
Skating Skills				3.33	4.25	3.75	4.25	4.00	4.00						4.08		
Judges Total Program Component Score (factored)															38.00		

Deductions:	Falls	-3.00 (3)	-3.00
--------------------	-------	-----------	--------------

Rank	Name	Nation	Starting Number	Total Segment Score	Total Element Score	Total Program Component Score (factored)	Total Deductions
4	Maikel MOSHAIEV	ISR	3	60.96	28.06	36.90	-4.00

#	Executed Elements	Info	Base Value	GOE	J1	J2	J3	J4	J5	J6	J7	J8	J9	Ref.	Scores of Panel		
1	3S+2T		5.60	-0.43	0	-1	-1	-1	-1						5.17		
2	3Lo<	<	3.92	-0.78	-2	-2	-2	-3	-2						3.14		
3	3F<+COMBO+1Eu*+2S*	F	4.24	-2.12	-5	-5	-5	-5	-5						2.12		
4	FCCoSp3		3.00	0.30	1	1	1	1	1						3.30		
5	3F<	F	4.24	-2.12	-5	-5	-5	-5	-5						2.12		
6	3Lz<<	F	2.31	-1.05	-5	-5	-5	-5	-5						1.26		
7	CCSp3		2.80	0.09	1	0	0	2	-1						2.89		
8	Lz	x	0.00	0.00	-	-	-	-	-						0.00		
9	2A	x	3.63	0.22	1	1	1	0	0						3.85		
10	ChSq1		3.00	-0.67	-1	-1	-3	-1	-2						2.33		
11	CCoSp2V		1.88	0.00	1	1	0	-1	-2						1.88		
			34.62												28.06		
Program Components				Factor													
Composition				3.33	3.75	3.75	3.50	3.75	3.75						3.75		
Presentation				3.33	3.50	3.75	3.25	3.00	3.25						3.33		
Skating Skills				3.33	3.75	4.00	4.00	4.00	4.00						4.00		
Judges Total Program Component Score (factored)															36.90		

Deductions:	Time violation	-1.00	Falls	-3.00 (3)	-4.00
--------------------	----------------	-------	-------	-----------	--------------





JUDGES DETAILS PER SKATER JUNIOR MEN FREE SKATING

Rank	Name	Nation	Starting Number	Total Segment Score	Total Element Score	Total Program Component Score (factored)	Total Deductions									
5	Aleksandar KACHAMAKOV	BUL	2	54.63	23.29	33.34	-2.00									
#	Executed Elements	Info	Base Value	GOE	J1	J2	J3	J4	J5	J6	J7	J8	J9	Ref.	Scores of Panel	
1	3Lo<<	<<	1.70	-0.57	-4	-4	-3	-3	-3						1.13	
2	3Lo<<+REP	F	1.19	-0.85	-5	-5	-5	-5	-5						0.34	
3	2A<	<	2.64	-0.53	-2	-2	-3	-2	-2						2.11	
4	2Lz+2Lo		3.80	0.00	0	0	0	0	0						3.80	
5	CCoSp2		2.50	-0.67	-4	-2	-3	-2	-3						1.83	
6	2F+2T		3.41	0.00	0	0	0	0	-1						3.41	
7	2A<	F	2.90	x -1.32	-5	-5	-5	-5	-5						1.58	
8	CCSp		0.00	0.00	-	-	-	-	-						0.00	
9	ChSq1		3.00	-0.50	-1	-1	-2	-1	-1						2.50	
10	2Lz+1Eu+2S		4.29	x -0.21	0	-1	-2	-1	-1						4.08	
11	FSSp3		2.60	-0.09	0	-1	0	-1	0						2.51	
			28.03												23.29	
Program Components			Factor													
Composition			3.33	3.50	3.75	3.25	3.25	3.50								3.42
Presentation			3.33	3.00	3.50	3.50	3.00	3.00								3.17
Skating Skills			3.33	3.25	3.50	3.75	3.25	3.50								3.42
Judges Total Program Component Score (factored)														33.34		
Deductions:			Falls	-2.00 (2)											-2.00	

Rank	Name	Nation	Starting Number	Total Segment Score	Total Element Score	Total Program Component Score (factored)	Total Deductions									
6	Anelin George ENACHE	ROU	1	40.07	11.10	29.97	-1.00									
#	Executed Elements	Info	Base Value	GOE	J1	J2	J3	J4	J5	J6	J7	J8	J9	Ref.	Scores of Panel	
1	2S	F	1.30	-0.65	-5	-5	-5	-5	-5						0.65	
2	2Lz<	<	1.68	-0.84	-5	-5	-5	-4	-5						0.84	
3	CCoSp2		2.50	-0.17	0	-1	-1	0	-1						2.33	
4	2F<	<	1.44	-0.72	-5	-5	-5	-5	-5						0.72	
5	1A		1.10	-0.55	-5	-5	-3	-5	-5						0.55	
6	1Lo	x	0.55	0.00	0	0	0	0	-1						0.55	
7	ChSq1		3.00	-1.00	-1	-2	-3	-2	-2						2.00	
8	1S+1A+SEQ	x	1.65	-0.04	0	-1	-1	0	0						1.61	
9	FSSpB		1.70	-0.40	-3	-3	-2	-2	-2						1.30	
10	1Lo	x	0.55	0.00	-2	0	0	0	0						0.55	
11	CSp		0.00	0.00	-	-	-	-	-						0.00	
			15.47												11.10	
Program Components			Factor													
Composition			3.33	2.75	3.00	2.50	3.25	3.25								3.00
Presentation			3.33	3.25	3.00	2.75	3.50	3.25								3.17
Skating Skills			3.33	3.00	2.50	2.50	3.00	3.00								2.83
Judges Total Program Component Score (factored)														29.97		
Deductions:			Falls	-1.00 (1)											-1.00	

Legend:							
#	Sequence number	GOE	Grade of Execution	Jx	Judges (x=1-9)	Ref.	Referee
*	Invalid element	<	Under-rotated jump	<<	Downgraded jump		
x	Credit for highlight distribution, base value multiplied by 1.1			REP	Jump repetition	F	Fall

<p>OFFICIAL SPONSOR</p>  <p>FUNDAȚIA TIRIAC</p>		<p>PARTNERS</p>  <p>Original Gerovital by Prof. Dr. A. Colan</p>		 <p>SAMUS[®] Aproape de tine!</p>		 <p>REDIS NUTRIȚIE De Sufletul Tău!</p>	
--	--	---	--	--	--	--	--



JUDGES DETAILS PER SKATER JUNIOR MEN SHORT PROGRAM

Rank	Name	Nation	Starting Number	Total Segment Score	Total Element Score	Total Program Component Score (factored)		Total Deductions							
1	Lucas FITTERER	GBR	1	47.74	22.30	26.44		-1.00							
#	Executed Elements	Info	Base Value	GOE	J1	J2	J3	J4	J5	J6	J7	J8	J9	Ref.	Scores of Panel
1	3Lz<	F	4.72	-2.36	-5	-5	-5	-5	-5						2.36
2	3T+2T		5.50	-0.14	0	0	0	-1	-1						5.36
3	CCSp4		3.20	0.00	0	0	0	0	0						3.20
4	2A	x	3.63	-0.55	-1	-2	-1	-2	-2						3.08
5	StSq2		2.60	0.35	1	1	1	2	2						2.95
6	FSSp2		2.30	0.15	1	0	1	0	1						2.45
7	CCoSp3		3.00	-0.10	0	0	-1	-1	0						2.90
			24.95												22.30
Program Components				Factor											
Composition				1.67	5.00	5.00	5.25	5.50	5.50					5.25	
Presentation				1.67	5.50	5.00	5.00	5.75	5.50					5.33	
Skating Skills				1.67	5.25	5.25	5.25	5.25	5.25					5.25	
Judges Total Program Component Score (factored)													26.44		
Deductions:				Falls	-1.00 (1)									-1.00	

Rank	Name	Nation	Starting Number	Total Segment Score	Total Element Score	Total Program Component Score (factored)		Total Deductions							
2	Yoanis APOSTOLU	BUL	6	45.69	22.21	24.48		-1.00							
#	Executed Elements	Info	Base Value	GOE	J1	J2	J3	J4	J5	J6	J7	J8	J9	Ref.	Scores of Panel
1	3Lo<+2T	<	5.22	-0.78	-2	-1	-2	-2	-2						4.44
2	3Lz<	F	4.72	-2.36	-5	-5	-5	-5	-5						2.36
3	CCSp3		2.80	-0.09	0	0	0	-1	-1						2.71
4	2A	x	3.63	0.00	0	0	0	0	1						3.63
5	FSSp4		3.00	0.30	1	1	1	1	2						3.30
6	StSq2		2.60	0.17	0	0	1	2	1						2.77
7	CCoSp3		3.00	0.00	0	0	0	0	0						3.00
			24.97												22.21
Program Components				Factor											
Composition				1.67	4.75	4.75	4.75	4.75	4.75					4.75	
Presentation				1.67	5.00	5.25	5.00	5.00	5.25					5.08	
Skating Skills				1.67	4.75	5.00	4.75	4.50	5.00					4.83	
Judges Total Program Component Score (factored)													24.48		
Deductions:				Falls	-1.00 (1)									-1.00	

Rank	Name	Nation	Starting Number	Total Segment Score	Total Element Score	Total Program Component Score (factored)		Total Deductions							
3	Razvan CIONAC	ROU	2	37.73	17.86	20.87		-1.00							
#	Executed Elements	Info	Base Value	GOE	J1	J2	J3	J4	J5	J6	J7	J8	J9	Ref.	Scores of Panel
1	3S+2T		5.60	0.00	0	0	0	0	0						5.60
2	1Lz*	*	0.00	0.00	-	-	-	-	-						0.00
3	CCSp2		2.30	0.08	0	0	0	2	1						2.38
4	StSq2		2.60	0.00	0	0	-2	0	1						2.60
5	FSSp4		3.00	0.10	1	0	0	-1	2						3.10
6	2A<	F	2.90	-1.32	-5	-5	-5	-5	-5						1.58
7	CCoSp3		3.00	-0.40	-1	-1	-2	0	-2						2.60
			19.40												17.86
Program Components				Factor											
Composition				1.67	4.25	4.25	3.75	4.00	4.50					4.17	
Presentation				1.67	4.50	4.00	3.50	3.75	4.25					4.00	
Skating Skills				1.67	4.75	4.25	4.25	4.25	4.50					4.33	
Judges Total Program Component Score (factored)													20.87		
Deductions:				Falls	-1.00 (1)									-1.00	

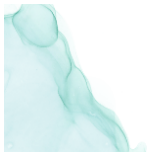


JUDGES DETAILS PER SKATER JUNIOR MEN SHORT PROGRAM

Rank	Name	Nation	Starting Number	Total Segment Score	Total Element Score	Total Program Component Score (factored)		Total Deductions							
4	Maikel MOSHAIEV	ISR	4	37.63	17.63	21.00		-1.00							
#	Executed Elements	Info	Base Value	GOE	J1	J2	J3	J4	J5	J6	J7	J8	J9	Ref.	Scores of Panel
1	3Lz<	F	4.72	-2.36	-5	-5	-5	-5	-5						2.36
2	3F<+COMBO+2T*	*	4.24	-2.12	-5	-5	-5	-5	-5						2.12
3	CCSp3		2.80	-0.28	-1	-2	-1	-1	-1						2.52
4	StSq1		1.80	-0.18	-1	-1	-2	-1	-1						1.62
5	FSSp4		3.00	0.40	1	1	1	2	2						3.40
6	2A		3.63	0.11	0	1	1	0	0						3.74
7	CCoSp3V		2.25	-0.38	-2	-2	-2	-1	-1						1.87
			22.44												17.63
Program Components			Factor												
Composition			1.67	4.00	4.25	3.75	4.25	4.00							4.08
Presentation			1.67	4.00	4.50	3.75	4.25	4.25							4.17
Skating Skills			1.67	4.25	4.50	4.25	4.00	4.50							4.33
Judges Total Program Component Score (factored)															21.00
Deductions:			Falls	-1.00	(1)										-1.00

Rank	Name	Nation	Starting Number	Total Segment Score	Total Element Score	Total Program Component Score (factored)		Total Deductions							
5	Aleksandar KACHAMAKOV	BUL	5	30.44	14.58	15.86		0.00							
#	Executed Elements	Info	Base Value	GOE	J1	J2	J3	J4	J5	J6	J7	J8	J9	Ref.	Scores of Panel
1	3Lo<+2T	<	5.22	-1.31	-4	-3	-3	-4	-3						3.91
2	2A<	<	2.64	-0.88	-4	-3	-4	-3	-2						1.76
3	2Lz		2.10	0.00	0	1	0	0	0						2.10
4	CCoSpB		1.70	-0.34	-2	-3	-2	-1	-2						1.36
5	CCSp1		2.00	-0.40	-2	-2	-2	-2	-2						1.60
6	StSqB		1.50	-0.35	-3	-2	-3	-2	-2						1.15
7	FSSp4		3.00	-0.30	-1	-1	-1	-1	-1						2.70
			18.16												14.58
Program Components			Factor												
Composition			1.67	3.25	3.00	3.00	3.00	3.50							3.08
Presentation			1.67	3.00	2.75	2.75	3.25	3.50							3.00
Skating Skills			1.67	3.50	3.25	3.25	3.50	3.75							3.42
Judges Total Program Component Score (factored)															15.86
Deductions:															0.00

Rank	Name	Nation	Starting Number	Total Segment Score	Total Element Score	Total Program Component Score (factored)		Total Deductions							
6	Anelin George ENACHE	ROU	7	22.24	5.97	16.27		0.00							
#	Executed Elements	Info	Base Value	GOE	J1	J2	J3	J4	J5	J6	J7	J8	J9	Ref.	Scores of Panel
1	2Lz<	<	1.68	-0.84	-5	-5	-5	-5	-5						0.84
2	FSSpB		1.70	-0.45	-2	-4	-4	-2	-2						1.25
3	2A<<	<<	1.10	-0.55	-5	-5	-5	-5	-5						0.55
4	1S*+COMBO	*	0.00	0.00	-	-	-	-	-						0.00
5	CCoSp2		2.50	-0.42	-1	-2	-2	-1	-2						2.08
6	StSqB		1.50	-0.25	-1	-1	-3	0	-3						1.25
7	CCSp		0.00	0.00	-	-	-	-	-						0.00
			8.48												5.97
Program Components			Factor												
Composition			1.67	3.25	2.50	3.25	4.00	3.50							3.33
Presentation			1.67	3.25	3.00	3.50	4.25	4.00							3.58
Skating Skills			1.67	3.00	2.25	2.50	3.50	3.00							2.83
Judges Total Program Component Score (factored)															16.27
Deductions:															0.00



INTERNATIONAL | INTERCLUB | RECREATIONAL | ADULT
20-25 FEB. 2024, ROMANIA, ALLIANZ-TIRIAC ARENA



OFFICIAL SPONSOR



FUNDAȚIA TIRIAC



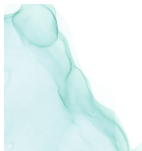
JUDGES DETAILS PER SKATER JUNIOR MEN SHORT PROGRAM

Legend:							
#	Sequence number	GOE	Grade of Execution	Jx	Judges (x=1-9)	Ref.	Referee
*	Invalid element	<	Under-rotated jump	<<	Downgraded jump		
x	Credit for highlight distribution, base value multiplied by 1.1			F	Fall		

printed: 23.02.2024 20:08

Page 3 / 3





JUDGES DETAILS PER SKATER WOMEN FREE SKATING

Rank	Name	Nation	Starting Number	Total Segment Score	Total Element Score	Total Program Component Score (factored)	Total Deductions
1	Nina POVEY	GBR	9	105.65	56.47	49.18	0.00

#	Executed Elements	Info	Base Value	GOE	J1	J2	J3	J4	J5	J6	J7	J8	J9	Ref.	Scores of Panel	
1	3Lz		5.90	1.18	2	2	2	2	0						7.08	
2	3T+2T		5.50	0.28	1	1	0	1	0						5.78	
3	3F		5.30	0.53	1	1	1	0	1						5.83	
4	3Lo+2T		6.20	0.33	1	1	1	0	0						6.53	
5	FSSp4		3.00	0.30	1	1	1	1	2						3.30	
6	ChSq1		3.00	1.00	1	2	2	2	2						4.00	
7	3Lo		5.39	x 0.33	1	0	1	1	0						5.72	
8	2A+1Eu+1S		4.62	x -0.44	-1	-1	-1	-2	-2						4.18	
9	StSq2		2.60	0.52	2	2	1	2	2						3.12	
10	2A		3.63	x 0.33	1	2	1	1	0						3.96	
11	CSp4		2.60	0.52	2	2	2	2	2						3.12	
12	CCoSp4		3.50	0.35	1	1	1	2	1						3.85	
			51.24												56.47	
Program Components			Factor													
Composition			2.67	6.25	6.25	5.75	5.75	5.75	6.25	6.00						5.92
Presentation			2.67	6.25	6.75	5.75	6.25	6.25	6.00						6.17	
Skating Skills			2.67	6.50	6.50	6.25	6.25	6.25						6.33		
Judges Total Program Component Score (factored)													49.18			

Deductions: **0.00**

Rank	Name	Nation	Starting Number	Total Segment Score	Total Element Score	Total Program Component Score (factored)	Total Deductions
2	Kristen SPOURS	GBR	12	105.38	57.87	48.51	-1.00

#	Executed Elements	Info	Base Value	GOE	J1	J2	J3	J4	J5	J6	J7	J8	J9	Ref.	Scores of Panel
1	3Lz		5.90	0.00	0	0	0	0	0						5.90
2	3Lo		4.90	0.49	1	1	1	1	1						5.39
3	3F		5.30	0.71	1	1	0	2	2						6.01
4	3Lo+2T		6.20	-0.16	0	0	-1	0	-1						6.04
5	StSq3		3.30	0.44	2	1	1	1	3						3.74
6	3F+2T		7.26	x 0.35	1	0	0	1	1						7.61
7	2A		3.63	x 0.22	1	1	0	1	0						3.85
8	2F+2Lo+2A<+SEQ	F	6.75	x -1.32	-5	-5	-5	-5	-5						5.43
9	CCoSp3		3.00	0.30	1	1	0	1	2						3.30
10	SSp4		2.50	0.42	2	2	1	1	2						2.92
11	ChSq1		3.00	0.83	0	1	2	2	4						3.83
12	FCCoSp4		3.50	0.35	1	1	1	2	0						3.85
			55.24												57.87
Program Components			Factor												
Composition			2.67	6.50	5.50	5.50	5.50	6.25						5.75	
Presentation			2.67	6.50	5.50	5.75	6.25	6.75						6.17	
Skating Skills			2.67	6.50	6.25	6.00	6.00	7.00						6.25	
Judges Total Program Component Score (factored)													48.51		

Deductions: Falls -1.00 (1) **-1.00**





JUDGES DETAILS PER SKATER

WOMEN FREE SKATING

Rank	Name	Nation	Starting Number	Total Segment Score	Total Element Score	Total Program Component Score (factored)	Total Deductions								
3	Ema DOBOSZOVA	SVK	13	103.19	56.70	46.49	0.00								
#	Executed Elements	Info	Base Value	GOE	J1	J2	J3	J4	J5	J6	J7	J8	J9	Ref.	Scores of Panel
1	3Lz		5.90	-1.77	-3	-3	-4	-2	-3						4.13
2	3F+2A+SEQ		8.60	1.06	2	2	2	2	0						9.66
3	3Lz+2T		7.20	0.59	1	1	1	1	0						7.79
4	3S+2T		5.60	0.57	2	1	1	2	0						6.17
5	CCoSp4		3.50	0.47	1	1	2	1	2						3.97
6	3T		4.62	x 0.00	0	0	0	1	-1						4.62
7	3S		4.73	x 0.57	1	2	1	2	1						5.30
8	StSq2		2.60	0.00	0	0	0	1	0						2.60
9	FCCoSp3		3.00	0.10	0	1	0	0	1						3.10
10	2A		3.63	x 0.11	0	1	1	0	-1						3.74
11	ChSq1		3.00	0.17	0	1	1	-1	0						3.17
12	SSp3		2.10	0.35	1	2	2	1	3						2.45
			54.48												56.70
Program Components				Factor											
Composition				2.67	5.75	5.75	6.00	5.25	6.00					5.83	
Presentation				2.67	5.50	5.75	5.50	5.25	5.75					5.58	
Skating Skills				2.67	6.00	6.00	6.00	6.00	6.50					6.00	
Judges Total Program Component Score (factored)														46.49	
Deductions:														0.00	
Rank	Name	Nation	Starting Number	Total Segment Score	Total Element Score	Total Program Component Score (factored)	Total Deductions								
4	Elizabet GERVITS	ISR	8	97.25	52.74	46.51	-2.00								
#	Executed Elements	Info	Base Value	GOE	J1	J2	J3	J4	J5	J6	J7	J8	J9	Ref.	Scores of Panel
1	3F!+2T	!	6.60	-0.35	-2	0	-1	0	-1						6.25
2	3Lz+2A+SEQ		9.20	1.18	2	2	2	2	0						10.38
3	3S<	F	3.44	-1.72	-5	-5	-5	-5	-5						1.72
4	CCoSp3		3.00	0.50	1	1	2	2	2						3.50
5	3Lo		4.90	-0.82	-2	-2	-1	-1	-2						4.08
6	StSq2		2.60	0.52	1	2	2	2	2						3.12
7	3Lz+1Eu+2S		8.47	x 0.20	0	1	1	0	-1						8.67
8	3F!	F	5.83	x -2.65	-5	-5	-5	-5	-5						3.18
9	ChSq1		3.00	0.50	1	1	1	3	0						3.50
10	2A		3.63	x -0.33	-1	-1	0	-1	-1						3.30
11	FCCoSp4		3.50	-0.23	-1	0	0	-1	-1						3.27
12	LSp2		1.90	-0.13	-1	-1	-1	0	0						1.77
			56.07												52.74
Program Components				Factor											
Composition				2.67	5.50	6.50	6.50	5.25	5.00					5.75	
Presentation				2.67	5.25	6.00	6.75	5.25	4.25					5.50	
Skating Skills				2.67	5.50	6.25	6.25	6.25	6.00					6.17	
Judges Total Program Component Score (factored)														46.51	
Deductions:				Falls	-2.00 (2)								-2.00		



JUDGES DETAILS PER SKATER

WOMEN FREE SKATING

Rank	Name	Nation	Starting Number	Total Segment Score	Total Element Score	Total Program Component Score (factored)	Total Deductions								
5	Aleksandra GOLOVKINA	LTU	11	94.56	46.37	49.19	-1.00								
#	Executed Elements	Info	Base Value	GOE	J1	J2	J3	J4	J5	J6	J7	J8	J9	Ref.	Scores of Panel
1	3T+2T		5.50	0.84	2	2	2	2	1						6.34
2	3Lo+2T		6.20	-0.98	-2	-2	-2	-1	-2						5.22
3	3T		4.20	0.42	1	1	1	1	0						4.62
4	2F+2A+2A+SEQ		8.40	0.11	0	0	1	1	0						8.51
5	FCCoSp4		3.50	0.35	1	1	1	2	1						3.85
6	3F<<	<<	1.98	x -0.90	-5	-5	-4	-5	-5						1.08
7	3Lo<<	F	1.87	x -0.85	-5	-5	-5	-5	-5						1.02
8	2F		1.98	x 0.00	-1	0	0	0	0						1.98
9	StSq2		2.60	0.35	2	2	1	1	1						2.95
10	LSp4		2.70	0.54	2	1	2	3	2						3.24
11	CCoSp4		3.50	0.23	1	1	0	0	1						3.73
12	ChSq1		3.00	0.83	3	1	0	2	2						3.83
			45.43												46.37
Program Components				Factor											
Composition				2.67	6.50	6.50	6.00	6.25	5.75						6.25
Presentation				2.67	6.25	6.25	5.75	5.75	5.25						5.92
Skating Skills				2.67	6.50	6.50	6.00	6.00	6.25						6.25
Judges Total Program Component Score (factored)														49.19	
Deductions:		Falls											-1.00 (1)	-1.00	

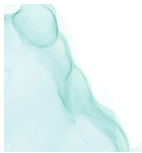
Rank	Name	Nation	Starting Number	Total Segment Score	Total Element Score	Total Program Component Score (factored)	Total Deductions								
6	Michaela VRASTAKOVA	CZE	6	87.93	49.43	38.50	0.00								
#	Executed Elements	Info	Base Value	GOE	J1	J2	J3	J4	J5	J6	J7	J8	J9	Ref.	Scores of Panel
1	3Lz		5.90	-0.39	-3	-1	0	0	-1						5.51
2	1A+1Eu+3S		5.90	-0.14	0	-1	0	0	-1						5.76
3	3T		4.20	0.42	1	1	1	1	0						4.62
4	3T+2T		5.50	0.28	0	1	1	1	0						5.78
5	FCCoSp4		3.50	0.23	1	1	0	0	1						3.73
6	ChSq1		3.00	0.00	0	0	0	-1	1						3.00
7	3S+2T		6.16	x 0.00	0	0	0	1	0						6.16
8	2A		3.63	x 0.22	0	1	2	1	0						3.85
9	2F		1.98	x 0.06	0	0	1	1	0						2.04
10	CSSp4		3.00	0.00	0	0	0	1	0						3.00
11	StSq2		2.60	0.00	0	0	0	0	1						2.60
12	CCoSp4		3.50	-0.12	-1	-1	0	0	1						3.38
			48.87												49.43
Program Components				Factor											
Composition				2.67	4.75	5.00	4.50	4.25	5.50						4.75
Presentation				2.67	4.50	5.25	4.50	4.25	5.25						4.75
Skating Skills				2.67	5.00	4.75	5.00	4.75	6.00						4.92
Judges Total Program Component Score (factored)														38.50	
Deductions:															0.00



JUDGES DETAILS PER SKATER WOMEN FREE SKATING

Rank	Name	Nation	Starting Number	Total Segment Score	Total Element Score	Total Program Component Score (factored)	Total Deductions								
7	Jade HOVINE	BEL	10	86.61	41.79	45.82	-1.00								
#	Executed Elements	Info	Base Value	GOE	J1	J2	J3	J4	J5	J6	J7	J8	J9	Ref.	Scores of Panel
1	3Lz		5.90	-1.38	-3	-2	-3	-2	-2						4.52
2	3F+2A+SEQ		8.60	-0.71	-2	-1	-1	-2	-1						7.89
3	3Lo		4.90	0.00	1	0	0	0	-1						4.90
4	3Lz+REP	F	4.13	-2.95	-5	-5	-5	-5	-5						1.18
5	FCCoSp4		3.50	0.35	1	1	1	1	2						3.85
6	3Lo<+REP	<	3.02	-1.96	-5	-5	-5	-5	-5						1.06
7	3S<	<	3.78	x -1.72	-5	-5	-5	-5	-5						2.06
8	ChSq1		3.00	0.33	0	1	1	0	2						3.33
9	2A<	<	2.90	x -0.70	-2	-3	-1	-3	-3						2.20
10	StSq3		3.30	0.33	1	1	1	0	1						3.63
11	LSp4		2.70	0.27	1	1	1	1	3						2.97
12	CCoSp4		3.50	0.70	2	2	2	2	2						4.20
			49.23												41.79
Program Components				Factor											
Composition				2.67	5.75	5.75	5.75	5.75	5.50						5.75
Presentation				2.67	5.50	5.75	5.25	5.50	6.25						5.58
Skating Skills				2.67	5.75	6.00	5.75	5.75	6.50						5.83
Judges Total Program Component Score (factored)															45.82
Deductions:		Falls											-1.00 (1)	-1.00	

Rank	Name	Nation	Starting Number	Total Segment Score	Total Element Score	Total Program Component Score (factored)	Total Deductions								
8	Arabella SEAR-WATKINS	GBR	7	76.65	37.26	41.39	-2.00								
#	Executed Elements	Info	Base Value	GOE	J1	J2	J3	J4	J5	J6	J7	J8	J9	Ref.	Scores of Panel
1	2A		3.30	0.33	1	1	2	1	0						3.63
2	3Lo+2T		6.20	0.16	1	1	0	0	-1						6.36
3	2A+1Eu+2S		5.10	-0.11	0	0	0	-1	-1						4.99
4	3Lz<<	<<	2.10	-1.05	-5	-5	-5	-5	-5						1.05
5	FCCoSp4		3.50	0.12	1	1	0	0	0						3.62
6	LSp3		2.40	0.48	2	2	2	2	2						2.88
7	3Lz+REP	F	4.54	x -2.95	-5	-5	-5	-5	-5						1.59
8	2Lo		1.87	x -0.57	-3	-4	-3	-2	-5						1.30
9	3Lo<	F	4.31	x -1.96	-5	-5	-5	-5	-5						2.35
10	StSq2		2.60	0.26	1	1	1	1	1						2.86
11	ChSq1		3.00	0.33	0	0	1	1	1						3.33
12	CCoSp3		3.00	0.30	1	1	1	1	0						3.30
			41.92												37.26
Program Components				Factor											
Composition				2.67	5.25	5.25	5.00	5.50	5.00						5.17
Presentation				2.67	5.00	5.00	4.50	5.00	4.25						4.83
Skating Skills				2.67	5.50	5.50	5.50	5.00	5.75						5.50
Judges Total Program Component Score (factored)															41.39
Deductions:		Falls											-2.00 (2)	-2.00	

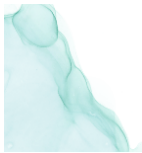


JUDGES DETAILS PER SKATER
WOMEN FREE SKATING

Rank	Name	Nation	Starting Number	Total Segment Score	Total Element Score	Total Program Component Score (factored)	Total Deductions									
9	Kristina GRIGOROVA	BUL	4	71.10	37.72	37.38	-4.00									
#	Executed Elements	Info	Base Value	GOE	J1	J2	J3	J4	J5	J6	J7	J8	J9	Ref.	Scores of Panel	
1	3T+3T		8.40	0.42	1	1	1	2	1						8.82	
2	3Lz<	F	4.72	-2.36	-5	-5	-5	-5	-5						2.36	
3	2Lz+2T		3.40	0.21	1	1	1	1	0						3.61	
4	2F		1.80	0.06	0	0	1	1	0						1.86	
5	CSp4		2.60	0.26	1	1	1	1	3						2.86	
6	ChSq1		3.00	0.17	-1	1	1	1	-1						3.17	
7	3S<	F	3.78	x -1.72	-5	-5	-5	-5	-5						2.06	
8	2A+1Eu+2S		5.61	x 0.00	0	0	0	-1	0						5.61	
9	2A<	F	2.90	x -1.32	-5	-5	-5	-5	-5						1.58	
10	FCCoSp2V		1.88	-0.32	-3	-2	-1	-1	-2						1.56	
11	StSq2		2.60	0.00	-1	1	1	-1	0						2.60	
12	CCoSp2V		1.88	-0.25	-2	-1	-1	-1	-2						1.63	
			42.57												37.72	
Program Components				Factor												
Composition				2.67	4.50	4.75	5.00	3.75	5.00							4.75
Presentation				2.67	3.75	4.50	4.50	3.75	4.50							4.25
Skating Skills				2.67	4.50	5.00	5.00	5.00	5.50							5.00
Judges Total Program Component Score (factored)															37.38	
Deductions:				Falls	-4.00 (3)											-4.00

Rank	Name	Nation	Starting Number	Total Segment Score	Total Element Score	Total Program Component Score (factored)	Total Deductions									
10	Ana Sofia BESCHEA	ROU	5	69.17	32.24	36.93	0.00									
#	Executed Elements	Info	Base Value	GOE	J1	J2	J3	J4	J5	J6	J7	J8	J9	Ref.	Scores of Panel	
1	2A		3.30	-1.32	-4	-4	-4	-4	-5						1.98	
2	3F<	<	4.24	-0.85	-2	-2	-2	-2	-3						3.39	
3	2S		1.30	0.00	0	0	0	0	0						1.30	
4	2S		1.30	-0.43	-3	-3	-4	-3	-5						0.87	
5	FCCoSp4		3.50	0.23	0	1	0	1	1						3.73	
6	ChSq1		3.00	0.17	0	1	-1	1	0						3.17	
7	2Lz	x	2.31	-0.21	-1	-1	-1	-1	-2						2.10	
8	2Lz+1Lo	x	2.86	-0.21	-1	-1	-1	-1	-2						2.65	
9	LSp3		2.40	0.32	1	1	1	2	3						2.72	
10	StSq2		2.60	-0.09	0	0	0	-1	-1						2.51	
11	2F+2Lo	x	3.85	0.00	0	0	0	0	0						3.85	
12	CCoSp4		3.50	0.47	2	2	1	1	1						3.97	
			34.16												32.24	
Program Components				Factor												
Composition				2.67	5.00	5.25	4.50	4.25	4.00							4.58
Presentation				2.67	4.50	5.00	4.50	4.25	4.25							4.42
Skating Skills				2.67	4.75	5.25	4.75	4.50	5.00							4.83
Judges Total Program Component Score (factored)															36.93	
Deductions:															0.00	

OFFICIAL SPONSOR		PARTNERS	
	FUNDAȚIA ȚIRIAC		
		<i>Original Gerovital</i> by Prof. Dr. A. Colan	ALBATROS De Sufletul Tau!



JUDGES DETAILS PER SKATER WOMEN FREE SKATING

Rank	Name	Nation	Starting Number	Total Segment Score	Total Element Score	Total Program Component Score (factored)	Total Deductions									
11	Elisavet VOULGARI	GRE	3	66.56	31.64	34.92	0.00									
#	Executed Elements	Info	Base Value	GOE	J1	J2	J3	J4	J5	J6	J7	J8	J9	Ref.	Scores of Panel	
1	3S<<+1Eu+2S	<<	3.10	-0.39	-3	-3	-3	-3	-4						2.71	
2	2A<+2T	<	3.94	-0.53	-2	-2	-2	-2	-3						3.41	
3	2F		1.80	0.00	0	0	0	0	1						1.80	
4	FCSp4		3.20	0.32	0	1	1	1	1						3.52	
5	2Lz		2.10	0.00	0	0	1	0	0						2.10	
6	2Lo		1.70	0.00	0	0	0	0	0						1.70	
7	ChSq1		3.00	0.33	0	0	1	1	1						3.33	
8	1S		0.44	x -0.15	-3	-3	-5	-2	-5						0.29	
9	2A<+2T	<	4.33	x -0.70	-3	-2	-2	-4	-3						3.63	
10	StSq2		2.60	0.00	0	0	1	0	-1						2.60	
11	CCoSp4		3.50	0.35	1	1	1	1	0						3.85	
12	LSp4		2.70	0.00	0	0	0	1	0						2.70	
			32.41												31.64	
Program Components				Factor												
Composition				2.67	3.50	4.50	4.00	4.75	5.25							4.42
Presentation				2.67	3.50	4.00	4.50	4.50	4.50							4.33
Skating Skills				2.67	3.75	4.25	4.50	4.25	5.00							4.33
Judges Total Program Component Score (factored)															34.92	
Deductions:															0.00	

Rank	Name	Nation	Starting Number	Total Segment Score	Total Element Score	Total Program Component Score (factored)	Total Deductions									
12	Galena TODOROVA	BUL	2	61.45	30.98	30.47	0.00									
#	Executed Elements	Info	Base Value	GOE	J1	J2	J3	J4	J5	J6	J7	J8	J9	Ref.	Scores of Panel	
1	2A+2T		4.60	0.00	0	0	0	0	-1						4.60	
2	3S<	<	3.44	-1.72	-5	-5	-5	-5	-5						1.72	
3	FCCoSp2		2.50	-0.17	-1	0	-2	0	-1						2.33	
4	2A		3.30	0.00	0	0	0	0	-1						3.30	
5	3S<<+REP	<<	0.91	-0.65	-5	-5	-5	-5	-5						0.26	
6	ChSq1		3.00	-0.50	-1	-1	-1	0	-1						2.50	
7	2Lz+1A+2Lo+SEQ	x	5.39	-0.21	-1	-1	-2	-1	0						5.18	
8	2F	x	1.98	-0.54	-3	-3	-3	-3	-3						1.44	
9	SSp2		1.60	-0.05	0	0	-1	0	-1						1.55	
10	StSq1		1.80	-0.24	-3	-2	-1	-1	0						1.56	
11	2Lz+2T	x	3.74	0.00	0	0	0	0	-1						3.74	
12	CCoSp4		3.50	-0.70	-2	-2	-2	-2	0						2.80	
			35.76												30.98	
Program Components				Factor												
Composition				2.67	3.25	3.50	4.00	4.25	4.00							3.83
Presentation				2.67	3.00	3.25	3.75	4.00	3.75							3.58
Skating Skills				2.67	3.50	3.75	4.25	4.00	4.25							4.00
Judges Total Program Component Score (factored)															30.47	
Deductions:															0.00	

OFFICIAL SPONSOR



FUNDAȚIA ȚIRIAC

PARTNERS



*Original Gerovital
by Prof. Dr. A. Galan*



Aproape de tine!




De Sufletul Tău!



JUDGES DETAILS PER SKATER
WOMEN FREE SKATING

Rank	Name	Nation	Starting Number	Total Segment Score	Total Element Score	Total Program Component Score (factored)	Total Deductions
13	Oiha BIRIEVA	UKR	1	49.32	23.08	26.24	0.00

#	Executed Elements	Info	Base Value	GOE	J1	J2	J3	J4	J5	J6	J7	J8	J9	Ref.	Scores of Panel
1	2F+2T		3.10	0.00	0	-1	0	0	0						3.10
2	1Lz		0.60	-0.26	-3	-5	-5	-3	-5						0.34
3	2S		1.30	0.00	0	0	0	0	0						1.30
4	2Lo		1.70	0.00	0	0	0	0	-1						1.70
5	FCSp2		2.30	0.08	0	1	1	0	0						2.38
6	StSq1		1.80	-0.24	-2	-1	-1	-2	-1						1.56
7	2Lo+1A+1A+SEQ		3.90	-0.06	0	0	0	-1	-1						3.84
8	2S		1.43	x -0.13	-1	-1	0	-1	-1						1.30
9	2F		1.98	x 0.00	0	0	0	0	0						1.98
10	CCoSp1V		1.50	-0.15	0	-2	-1	-1	-1						1.35
11	ChSq1		3.00	-0.67	-2	-1	-1	-2	-1						2.33
12	LSp2		1.90	0.00	0	0	0	0	0						1.90
			24.51												23.08
Program Components				Factor											
	Composition			2.67	3.25	3.00	3.75	3.25	3.50						3.33
	Presentation			2.67	2.50	3.00	3.75	3.00	3.25						3.08
	Skating Skills			2.67	3.00	3.25	3.50	3.50	4.00						3.42
Judges Total Program Component Score (factored)															26.24
Deductions:															0.00

Legend:						
#	Sequence number	GOE	Grade of Execution	Jx	Judges (x=1-9)	Ref. Referee
<	Under-rotated jump	<<	Downgraded jump	x	Credit for highlight distribution, base value multiplied by 1.1	
!	Not clear edge	REP	Jump repetition	F	Fall	

OFFICIAL SPONSOR		PARTNERS	
	FUNDAȚIA TIRIAC		
		<i>Original Gerovital</i> by Prof. Dr. A. Colan	ALBATROS De Sufletul Tau!
			REDIS NUTRIȚIE



JUDGES DETAILS PER SKATER WOMEN SHORT PROGRAM

Rank	Name	Nation	Starting Number	Total Segment Score	Total Element Score	Total Program Component Score (factored)	Total Deductions								
1	Ema DOBOSZOVA	SVK	4	59.41	33.80	25.61	0.00								
#	Executed Elements	Info	Base Value	GOE	J1	J2	J3	J4	J5	J6	J7	J8	J9	Ref.	Scores of Panel
1	3S+3T		8.50	0.43	1	1	1	1	0						8.93
2	3Lz		5.90	0.20	0	1	1	0	0						6.10
3	SSp4		2.50	0.42	2	2	1	1	2						2.92
4	2A		3.63	x 0.66	2	2	2	3	2						4.29
5	FCSp4		3.20	0.43	1	1	1	2	2						3.63
6	StSq3		3.30	0.55	1	2	2	1	2						3.85
7	CCoSp4		3.50	0.58	1	2	2	1	2						4.08
			30.53												33.80
Program Components			Factor												
Composition			1.33	6.25	6.50	6.50	6.00	6.75							6.42
Presentation			1.33	6.25	6.75	6.50	6.00	6.75							6.50
Skating Skills			1.33	6.25	6.25	6.25	6.50	6.50							6.33
Judges Total Program Component Score (factored)														25.61	
Deductions:														0.00	

Rank	Name	Nation	Starting Number	Total Segment Score	Total Element Score	Total Program Component Score (factored)	Total Deductions								
2	Kristen SPOURS	GBR	7	57.12	31.29	25.83	0.00								
#	Executed Elements	Info	Base Value	GOE	J1	J2	J3	J4	J5	J6	J7	J8	J9	Ref.	Scores of Panel
1	2A		3.30	0.77	2	2	3	2	3						4.07
2	3F+2T		6.60	0.53	1	1	1	1	2						7.13
3	FCSp4		3.20	0.32	1	1	1	1	1						3.52
4	3Lo		5.39	x 0.49	1	1	1	1	0						5.88
5	CCoSp4		3.50	0.23	0	1	1	2	0						3.73
6	StSq3		3.30	0.66	2	2	2	2	3						3.96
7	SSp4		2.50	0.50	2	2	2	2	3						3.00
			27.79												31.29
Program Components			Factor												
Composition			1.33	6.25	6.50	6.75	6.25	6.25							6.33
Presentation			1.33	6.00	6.25	6.50	6.50	6.75							6.42
Skating Skills			1.33	6.25	6.25	7.00	6.75	7.00							6.67
Judges Total Program Component Score (factored)														25.83	
Deductions:														0.00	

Rank	Name	Nation	Starting Number	Total Segment Score	Total Element Score	Total Program Component Score (factored)	Total Deductions								
3	Aleksandra GOLOVKINA	LTU	13	55.59	30.54	25.05	0.00								
#	Executed Elements	Info	Base Value	GOE	J1	J2	J3	J4	J5	J6	J7	J8	J9	Ref.	Scores of Panel
1	3T+2T		5.50	0.98	2	3	3	2	0						6.48
2	2A		3.30	-0.33	0	-1	-1	-1	-2						2.97
3	FCSp4		3.20	0.53	2	1	2	1	2						3.73
4	3F		5.83	x 0.53	1	1	2	1	1						6.36
5	CCoSp4		3.50	0.47	2	1	1	1	2						3.97
6	StSq4		3.90	0.65	1	2	2	2	1						4.55
7	LSp3		2.40	0.08	1	0	-1	0	1						2.48
			27.63												30.54
Program Components			Factor												
Composition			1.33	6.50	6.25	6.00	6.00	5.00							6.08
Presentation			1.33	6.25	6.75	6.50	6.00	5.50							6.25
Skating Skills			1.33	6.50	6.50	6.50	6.25	6.50							6.50
Judges Total Program Component Score (factored)														25.05	
Deductions:														0.00	



JUDGES DETAILS PER SKATER WOMEN SHORT PROGRAM

Rank	Name	Nation	Starting Number	Total Segment Score	Total Element Score	Total Program Component Score (factored)		Total Deductions							
4	Jade HOVINE	BEL	8	50.10	27.05	24.05		-1.00							
#	Executed Elements	Info	Base Value	GOE	J1	J2	J3	J4	J5	J6	J7	J8	J9	Ref.	Scores of Panel
1	3F+2T	!	6.60	-0.71	-1	-1	-1	-2	-2						5.89
2	3Lz	F	5.90	-2.95	-5	-5	-5	-5	-5						2.95
3	FCSp4		3.20	0.64	2	2	2	2	3						3.84
4	2A		3.63	x -0.33	-1	-1	-1	0	-1						3.30
5	StSq3		3.30	0.33	1	1	1	2	1						3.63
6	LSp4		2.70	0.54	2	3	1	2	2						3.24
7	CCoSp4		3.50	0.70	2	2	2	2	2						4.20
			28.83												27.05
Program Components			Factor												
Composition			1.33	5.75	6.25	6.50	5.75	5.75							5.92
Presentation			1.33	5.50	5.75	6.25	6.25	6.50							6.08
Skating Skills			1.33	5.75	6.00	6.25	6.00	6.25							6.08
Judges Total Program Component Score (factored)												24.05			
Deductions:			Falls	-1.00	(1)								-1.00		

Rank	Name	Nation	Starting Number	Total Segment Score	Total Element Score	Total Program Component Score (factored)		Total Deductions							
5	Nina POVEY	GBR	1	50.09	25.27	24.82		0.00							
#	Executed Elements	Info	Base Value	GOE	J1	J2	J3	J4	J5	J6	J7	J8	J9	Ref.	Scores of Panel
1	3F+1T*	*	5.30	-2.65	-5	-5	-5	-5	-5						2.65
2	3Lo		4.90	0.82	1	2	2	1	2						5.72
3	FSSp4		3.00	0.30	1	1	1	1	1						3.30
4	2A		3.63	x -0.77	-1	-2	-3	-2	-3						2.86
5	CSp4		2.60	0.26	0	1	1	1	2						2.86
6	StSq4		3.90	0.78	1	2	2	2	2						4.68
7	CCoSp3		3.00	0.20	0	1	1	-1	1						3.20
			26.33												25.27
Program Components			Factor												
Composition			1.33	5.50	6.50	6.75	6.25	5.50							6.08
Presentation			1.33	5.00	6.75	6.75	6.00	6.00							6.25
Skating Skills			1.33	5.50	6.50	6.75	6.25	6.25							6.33
Judges Total Program Component Score (factored)												24.82			
Deductions:														0.00	

Rank	Name	Nation	Starting Number	Total Segment Score	Total Element Score	Total Program Component Score (factored)		Total Deductions							
6	Elizabet GERVITS	ISR	10	49.13	24.17	24.96		0.00							
#	Executed Elements	Info	Base Value	GOE	J1	J2	J3	J4	J5	J6	J7	J8	J9	Ref.	Scores of Panel
1	2A		3.30	0.00	0	1	0	0	-1						3.30
2	3Lz<	<	4.72	-1.73	-4	-3	-3	-4	-4						2.99
3	CCoSp3		3.00	0.50	2	1	2	2	1						3.50
4	LSp4		2.70	0.81	3	3	2	3	3						3.51
5	3F+1T*	*	5.83	x -2.65	-5	-5	-5	-5	-5						3.18
6	StSq3		3.30	0.66	2	2	2	1	2						3.96
7	FCSp4		3.20	0.53	1	1	2	2	2						3.73
			26.05												24.17
Program Components			Factor												
Composition			1.33	6.50	6.50	6.50	6.25	5.75							6.42
Presentation			1.33	6.25	6.25	7.00	6.00	5.25							6.17
Skating Skills			1.33	6.00	6.50	6.75	6.00	6.00							6.17
Judges Total Program Component Score (factored)												24.96			
Deductions:														0.00	

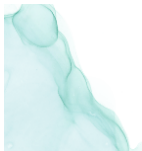


JUDGES DETAILS PER SKATER WOMEN SHORT PROGRAM

Rank	Name	Nation	Starting Number	Total Segment Score	Total Element Score	Total Program Component Score (factored)	Total Deductions								
7	Arabella SEAR-WATKINS	GBR	9	46.00	25.82	20.18	0.00								
#	Executed Elements	Info	Base Value	GOE	J1	J2	J3	J4	J5	J6	J7	J8	J9	Ref.	Scores of Panel
1	3Lz+2T		7.20	0.00	0	0	0	0	-1						7.20
2	LSp3		2.40	0.40	2	1	1	3	2						2.80
3	2A		3.30	0.11	0	0	1	1	-1						3.41
4	FSSp3		2.60	0.00	0	0	0	0	0						2.60
5	3Lo		5.39	x -1.47	-3	-3	-3	-3	-3						3.92
6	StSq2		2.60	0.09	0	0	0	1	1						2.69
7	CCoSp3		3.00	0.20	0	1	0	1	1						3.20
			26.49												25.82
Program Components			Factor												
Composition			1.33	5.00	5.25	5.00	5.25	5.25	5.25	5.17					
Presentation			1.33	4.75	4.75	4.75	5.25	5.00	4.83						
Skating Skills			1.33	5.25	5.00	5.00	5.25	5.50	5.17						
Judges Total Program Component Score (factored)										20.18					
Deductions:										0.00					

Rank	Name	Nation	Starting Number	Total Segment Score	Total Element Score	Total Program Component Score (factored)	Total Deductions									
8	Michaela VRASTAKOVA	CZE	5	45.12	25.73	20.39	-1.00									
#	Executed Elements	Info	Base Value	GOE	J1	J2	J3	J4	J5	J6	J7	J8	J9	Ref.	Scores of Panel	
1	3Lz	F	5.90	-2.95	-5	-5	-5	-5	-5						2.95	
2	3S+2T		5.60	0.43	1	1	2	1	0						6.03	
3	FSSp4		3.00	0.30	1	1	1	1	1						3.30	
4	StSq2		2.60	0.09	1	0	0	1	0						2.69	
5	2A		3.63	x 0.33	1	1	1	1	0						3.96	
6	CCoSp4		3.50	0.35	1	1	1	1	0						3.85	
7	CSp4		2.60	0.35	1	2	1	1	2						2.95	
			26.83												25.73	
Program Components			Factor													
Composition			1.33	5.25	4.75	4.75	5.25	5.00	5.00	5.00	5.00	5.00	5.00	5.00	5.00	5.00
Presentation			1.33	4.75	5.00	5.00	5.50	5.25	5.25	5.08						
Skating Skills			1.33	5.25	5.00	5.00	5.75	5.50	5.25	5.25						
Judges Total Program Component Score (factored)										20.39						
Deductions:			Falls	-1.00 (1)					-1.00							

Rank	Name	Nation	Starting Number	Total Segment Score	Total Element Score	Total Program Component Score (factored)	Total Deductions								
9	Ana Sofia BESCHEA	ROU	6	42.02	21.51	20.51	0.00								
#	Executed Elements	Info	Base Value	GOE	J1	J2	J3	J4	J5	J6	J7	J8	J9	Ref.	Scores of Panel
1	3S<+2T	<	4.74	-0.69	-2	-2	-2	-2	-2						4.05
2	3F<	<	4.24	-1.27	-3	-3	-3	-3	-4						2.97
3	2A<	<	2.64	-0.53	-2	-2	-2	-2	-2						2.11
4	LSp3		2.40	0.16	0	0	0	2	2						2.56
5	StSq2		2.60	0.09	0	1	0	0	1						2.69
6	FCSp4		3.20	0.43	1	2	1	1	2						3.63
7	CCoSp3		3.00	0.50	2	2	1	1	2						3.50
			22.82												21.51
Program Components			Factor												
Composition			1.33	5.25	5.25	5.25	5.25	5.75	5.25	5.25	5.25	5.00	5.00	5.00	5.25
Presentation			1.33	5.00	5.25	5.00	5.25	5.25	5.17						
Skating Skills			1.33	5.00	5.00	4.75	5.00	5.50	5.00	5.00					
Judges Total Program Component Score (factored)										20.51					
Deductions:										0.00					



JUDGES DETAILS PER SKATER WOMEN SHORT PROGRAM

Rank	Name	Nation	Starting Number	Total Segment Score	Total Element Score	Total Program Component Score (factored)	Total Deductions								
10	Kristina GRIGOROVA	BUL	2	40.59	20.18	20.41	0.00								
#	Executed Elements	Info	Base Value	GOE	J1	J2	J3	J4	J5	J6	J7	J8	J9	Ref.	Scores of Panel
1	3T+2T		5.50	-0.42	-1	-1	-1	0	-1						5.08
2	1Lz*	*	0.00	0.00	-	-	-	-	-						0.00
3	FSSp4		3.00	0.60	1	2	2	2	2						3.60
4	2A		3.30	0.11	0	0	1	2	0						3.41
5	CCoSp3		3.00	0.30	0	1	1	1	2						3.30
6	CSp2		1.80	0.30	1	2	1	2	2						2.10
7	StSq2		2.60	0.09	-1	1	1	0	0						2.69
			19.20												20.18
Program Components			Factor												
Composition			1.33	4.75	4.75	5.25	5.25	5.00							5.00
Presentation			1.33	4.25	5.25	5.50	4.75	5.75							5.17
Skating Skills			1.33	4.50	5.00	5.25	6.00	5.25							5.17
Judges Total Program Component Score (factored)															20.41
Deductions:															0.00

Rank	Name	Nation	Starting Number	Total Segment Score	Total Element Score	Total Program Component Score (factored)	Total Deductions								
11	Elisavet VOULGARI	GRE	3	36.12	16.39	19.73	0.00								
#	Executed Elements	Info	Base Value	GOE	J1	J2	J3	J4	J5	J6	J7	J8	J9	Ref.	Scores of Panel
1	3Lo<<	<<	1.70	-0.79	-5	-4	-5	-5	-4						0.91
2	3S<<+2T<	<<	2.34	-0.65	-5	-5	-5	-5	-5						1.69
3	CCoSp3		3.00	0.30	1	1	1	0	2						3.30
4	2A<	<	2.90	-0.53	-2	-2	-1	-2	-2						2.37
5	FCSp4		3.20	0.00	1	0	0	0	0						3.20
6	StSq1		1.80	0.06	0	0	1	0	1						1.86
7	LSp4		2.70	0.36	1	2	1	1	2						3.06
			17.64												16.39
Program Components			Factor												
Composition			1.33	4.50	5.00	5.50	4.75	6.00							5.08
Presentation			1.33	4.00	5.00	5.50	4.75	5.25							5.00
Skating Skills			1.33	4.50	4.75	5.25	4.50	5.00							4.75
Judges Total Program Component Score (factored)															19.73
Deductions:															0.00

Rank	Name	Nation	Starting Number	Total Segment Score	Total Element Score	Total Program Component Score (factored)	Total Deductions								
12	Galena TODOROVA	BUL	11	31.53	14.45	18.08	-1.00								
#	Executed Elements	Info	Base Value	GOE	J1	J2	J3	J4	J5	J6	J7	J8	J9	Ref.	Scores of Panel
1	3Lz<<	F	2.10	-1.05	-5	-5	-5	-5	-5						1.05
2	2A		3.30	0.11	0	0	1	1	0						3.41
3	FSSp3		2.60	-0.26	-2	0	-1	-1	-1						2.34
4	3S<<+COMBO+2T<*	*	3.78	-1.72	-5	-5	-5	-5	-5						2.06
5	LSp2		1.90	-0.51	-2	-3	-4	-3	-2						1.39
6	StSq1		1.80	-0.30	-3	-2	-1	-2	-1						1.50
7	CCoSp3		3.00	-0.30	-1	-1	-1	-1	0						2.70
			18.48												14.45
Program Components			Factor												
Composition			1.33	4.00	4.50	5.00	4.50	5.25							4.67
Presentation			1.33	3.75	4.00	4.75	4.50	4.75							4.42
Skating Skills			1.33	4.25	4.50	4.75	4.25	5.00							4.50
Judges Total Program Component Score (factored)															18.08
Deductions:			Falls		-1.00	(1)									-1.00



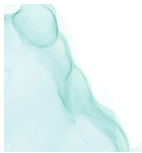


JUDGES DETAILS PER SKATER WOMEN SHORT PROGRAM

Rank	Name	Nation	Starting Number	Total Segment Score	Total Element Score	Total Program Component Score (factored)	Total Deductions									
13	Oiha BIRIEVA	UKR	12	21.84	7.76	14.08	0.00									
#	Executed Elements	Info	Base Value	GOE	J1	J2	J3	J4	J5	J6	J7	J8	J9	Ref.	Scores of Panel	
1	2A<<	<<	1.10	-0.55	-5	-5	-5	-5	-5						0.55	
2	2S*	*	0.00	0.00	-	-	-	-	-						0.00	
3	CCoSp2		2.50	-0.58	-2	-2	-3	-3	-1						1.92	
4	2F+1T*	*	1.98	x -0.90	-5	-5	-5	-5	-5						1.08	
5	StSq1		1.80	-0.54	-4	-3	-3	-3	-2						1.26	
6	FCSp1		1.90	-0.25	-1	-1	-2	-2	0						1.65	
7	LSp1		1.50	-0.20	-1	-1	-2	-2	-1						1.30	
			10.78												7.76	
Program Components				Factor												
Composition				1.33	3.50	3.25	3.75	3.25	4.00							3.50
Presentation				1.33	3.25	3.25	3.75	3.50	3.75							3.50
Skating Skills				1.33	3.50	3.75	3.50	3.50	4.25							3.58
Judges Total Program Component Score (factored)															14.08	
Deductions:															0.00	

Legend:							
#	Sequence number	GOE	Grade of Execution	Jx	Judges (x=1-9)	Ref.	Referee
*	Invalid element	<	Under-rotated jump	<<	Downgraded jump		
x	Credit for highlight distribution, base value multiplied by 1.1			!	Not clear edge	F	Fall





JUDGES DETAILS PER SKATER JUNIOR WOMEN FREE SKATING

Rank	Name	Nation	Starting Number	Total Segment Score	Total Element Score	Total Program Component Score (factored)	Total Deductions									
1	Anna SHENIUUK	ISR	24	82.72	41.55	43.17	-2.00									
#	Executed Elements	Info	Base Value	GOE	J1	J2	J3	J4	J5	J6	J7	J8	J9	Ref.	Scores of Panel	
1	3Lz+2T		7.20	0.59	1	1	1	1	0						7.79	
2	3Fe	e	4.24	-0.71	-2	-3	-1	0	-2						3.53	
3	2Lo+2A<<+SEQ	F	2.80	-0.85	-5	-5	-5	-5	-5						1.95	
4	2A	F	3.30	-1.65	-5	-5	-5	-4	-5						1.65	
5	ChSq1		3.00	0.67	1	0	1	2	2						3.67	
6	3S+2T+2T*	*	6.16	x 0.43	1	1	1	1	0						6.59	
7	CSp4		2.60	0.43	1	1	2	2	2						3.03	
8	3T		4.62	x 0.70	2	1	2	2	1						5.32	
9	3Sq+1Eu*+2S*+REP	*	3.31	x -0.57	-3	-2	-1	-1	-1						2.74	
10	FSSp2		2.30	0.23	0	1	1	1	1						2.53	
11	CCoSp2		2.50	0.25	0	0	1	2	3						2.75	
			42.03												41.55	
Program Components				Factor												
Composition				2.67	5.25	4.75	5.25	5.75	5.75							5.42
Presentation				2.67	5.00	4.75	5.25	5.00	5.25							5.08
Skating Skills				2.67	5.75	5.75	5.50	5.50	5.75							5.67
Judges Total Program Component Score (factored)															43.17	
Deductions:				Falls	-2.00	(2)									-2.00	

Rank	Name	Nation	Starting Number	Total Segment Score	Total Element Score	Total Program Component Score (factored)	Total Deductions									
2	Beatrice SOLDATI	ITA	19	81.14	40.64	40.50	0.00									
#	Executed Elements	Info	Base Value	GOE	J1	J2	J3	J4	J5	J6	J7	J8	J9	Ref.	Scores of Panel	
1	2T		1.30	-0.09	-3	-1	0	0	-1						1.21	
2	3Lo		4.90	0.00	0	0	0	0	-1						4.90	
3	3Fq	q	5.30	-0.88	-2	-2	-3	-1	-1						4.42	
4	3Lo<+1Eu+2S	<	5.72	-1.05	-3	-3	-2	-1	-3						4.67	
5	FCCoSp3		3.00	0.00	0	-2	-1	2	1						3.00	
6	ChSq1		3.00	0.50	1	1	1	2	0						3.50	
7	2A		3.63	x 0.00	-1	0	1	0	0						3.63	
8	3Sq+2T	q	6.16	x -0.86	-2	-2	-2	-2	-1						5.30	
9	3S<+1A+SEQ	<	4.99	x -0.69	-2	-2	-3	-1	-2						4.30	
10	LSp2		1.90	0.19	1	1	1	2	0						2.09	
11	CCoSp4		3.50	0.12	1	-1	-1	1	2						3.62	
			43.40												40.64	
Program Components				Factor												
Composition				2.67	4.75	5.00	5.25	5.25	4.50							5.00
Presentation				2.67	5.00	5.00	5.00	5.50	4.50							5.00
Skating Skills				2.67	5.00	5.50	5.25	5.00	5.25							5.17
Judges Total Program Component Score (factored)															40.50	
Deductions:															0.00	

<p>OFFICIAL SPONSOR</p> <p>FUNDAȚIA ȚIRIAC</p>		<p>PARTNERS</p> <p>Original Gerovital by Prof. Dr. A. Colan</p>		<p>SAMUS[®] Aproape de tine!</p>		<p>REDIS NUTRIȚIE</p> <p>ALBATROS[®] De Sufletul Țău!</p>	
--	--	---	--	---	--	--	--



JUDGES DETAILS PER SKATER JUNIOR WOMEN FREE SKATING

Rank	Name	Nation	Starting Number	Total Segment Score	Total Element Score	Total Program Component Score (factored)	Total Deductions
3	Sayra BESSIRE	SUI	23	78.68	39.97	38.71	0.00

#	Executed Elements	Info	Base Value	GOE	J1	J2	J3	J4	J5	J6	J7	J8	J9	Ref.	Scores of Panel
1	3F!	!	5.30	-0.71	-2	-1	-1	-2	-1						4.59
2	3Lz		5.90	0.00	0	0	0	-1	0						5.90
3	2A		3.30	-0.55	-2	-1	-2	-1	-2						2.75
4	2A		3.30	-0.33	-1	-1	-2	-1	-1						2.97
5	FSSp4		3.00	0.30	1	1	1	2	1						3.30
6	1S		0.44	x -0.03	-2	-1	-1	0	0						0.41
7	3Tq	q	4.62	x -0.84	-2	-2	-1	-2	-2						3.78
8	3S+1Eu+2S	x	6.71	x 0.00	0	1	0	0	0						6.71
9	ChSq1		3.00	0.50	1	1	0	2	1						3.50
10	CCoSp4		3.50	0.58	2	1	1	2	3						4.08
11	CSp2		1.80	0.18	1	1	1	1	2						1.98
			40.87												39.97
Program Components			Factor												
Composition			2.67	5.25	4.75	4.50	4.50	5.00							4.75
Presentation			2.67	5.25	4.50	4.50	4.25	4.75							4.58
Skating Skills			2.67	5.50	5.50	4.75	4.75	5.25							5.17
Judges Total Program Component Score (factored)													38.71		

Deductions:

0.00

Rank	Name	Nation	Starting Number	Total Segment Score	Total Element Score	Total Program Component Score (factored)	Total Deductions
4	Krista GEORGIEVA	BUL	20	77.64	36.26	41.38	0.00

#	Executed Elements	Info	Base Value	GOE	J1	J2	J3	J4	J5	J6	J7	J8	J9	Ref.	Scores of Panel
1	2A		3.30	0.33	1	1	1	1	1						3.63
2	3Sq	q	4.30	-1.72	-4	-5	-4	-3	-4						2.58
3	3S<+COMBO+2T*	*	3.44	-1.49	-5	-5	-4	-4	-4						1.95
4	CCoSp4		3.50	0.58	1	1	2	2	3						4.08
5	3Lo<<	<<	1.70	-0.51	-3	-3	-3	-3	-4						1.19
6	2A	x	3.63	x 0.00	1	0	0	-1	0						3.63
7	FCCoSp4		3.50	0.70	2	2	1	2	2						4.20
8	ChSq1		3.00	1.00	2	0	2	3	2						4.00
9	2Lz+1Lo	x	2.86	x 0.00	-1	0	0	0	0						2.86
10	2F+2Lo+2T	x	5.28	x 0.00	0	0	0	0	0						5.28
11	FSSp3		2.60	0.26	1	1	1	1	1						2.86
			37.11												36.26
Program Components			Factor												
Composition			2.67	5.25	4.50	5.50	5.00	5.00							5.08
Presentation			2.67	5.25	4.75	5.50	5.25	5.25							5.25
Skating Skills			2.67	5.00	5.00	5.75	4.75	5.50							5.17
Judges Total Program Component Score (factored)													41.38		

Deductions:

0.00



JUDGES DETAILS PER SKATER JUNIOR WOMEN FREE SKATING

Rank	Name	Nation	Starting Number	Total Segment Score	Total Element Score	Total Program Component Score (factored)	Total Deductions
5	Gioia FIORI	ITA	21	77.59	40.85	38.74	-2.00

#	Executed Elements	Info	Base Value	GOE	J1	J2	J3	J4	J5	J6	J7	J8	J9	Ref.	Scores of Panel
1	3F	F	5.30	-2.65	-5	-5	-5	-5	-5						2.65
2	3T		4.20	-0.98	-2	-2	-3	-4	-2						3.22
3	2F+2A+SEQ		5.10	0.11	0	1	0	1	0						5.21
4	FCSp4		3.20	0.21	1	0	0	1	1						3.41
5	3S+2T		5.60	0.00	0	0	0	1	0						5.60
6	3S+2T+2Lo		8.03	x -0.86	-2	-2	-3	-1	-2						7.17
7	3T+REP		3.23	x 0.00	0	0	0	1	0						3.23
8	CCoSp4		3.50	0.23	1	0	0	1	2						3.73
9	ChSq1		3.00	0.00	0	0	0	-5	0						3.00
10	2A		3.63	x 0.00	0	0	0	1	0						3.63
11	FCCoSp		0.00	0.00	-	-	-	-	-						0.00
			44.79												40.85
Program Components				Factor											
Composition				2.67	5.00	4.25	4.25	5.25	4.75						4.67
Presentation				2.67	5.25	4.50	4.00	4.75	4.75						4.67
Skating Skills				2.67	5.25	5.25	4.50	5.00	5.25						5.17
Judges Total Program Component Score (factored)															38.74

Deductions:	Time violation	-1.00	Falls	-1.00 (1)	-2.00
--------------------	----------------	-------	-------	-----------	--------------

Rank	Name	Nation	Starting Number	Total Segment Score	Total Element Score	Total Program Component Score (factored)	Total Deductions
6	Miriam Stefania TALI	ITA	18	76.65	36.15	40.50	0.00

#	Executed Elements	Info	Base Value	GOE	J1	J2	J3	J4	J5	J6	J7	J8	J9	Ref.	Scores of Panel
1	3Lo<+2T	<	5.22	-1.18	-3	-3	-3	-2	-3						4.04
2	2A		3.30	0.11	0	0	1	1	0						3.41
3	3Lo<	<	3.92	-1.70	-4	-5	-4	-2	-5						2.22
4	2Aq	q	3.30	-0.55	-2	-2	-1	-2	-1						2.75
5	FCCoSp4		3.50	0.12	1	-1	0	1	0						3.62
6	2Lz+1A+SEQ	x	3.52	0.00	0	1	0	0	0						3.52
7	ChSq1		3.00	0.67	1	1	1	2	2						3.67
8	2F	x	1.98	0.00	0	0	1	0	0						1.98
9	CCoSp4		3.50	0.35	1	1	2	1	1						3.85
10	2Lz+1Eu+2S	x	4.29	0.00	0	0	0	0	0						4.29
11	LSp3		2.40	0.40	2	1	1	2	2						2.80
			37.93												36.15
Program Components				Factor											
Composition				2.67	4.75	4.75	5.25	5.25	5.00						5.00
Presentation				2.67	5.00	5.25	5.25	5.50	4.75						5.17
Skating Skills				2.67	5.00	5.25	5.50	4.75	4.75						5.00
Judges Total Program Component Score (factored)															40.50

Deductions:					0.00
--------------------	--	--	--	--	-------------

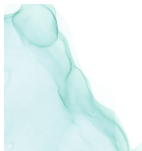


JUDGES DETAILS PER SKATER JUNIOR WOMEN FREE SKATING

Rank	Name	Nation	Starting Number	Total Segment Score	Total Element Score	Total Program Component Score (factored)	Total Deductions									
7	Katerina GERVITZ	ISR	16	74.20	36.06	39.14	-1.00									
#	Executed Elements	Info	Base Value	GOE	J1	J2	J3	J4	J5	J6	J7	J8	J9	Ref.	Scores of Panel	
1	2A+2T		4.60	0.33	1	1	1	1	0						4.93	
2	3S+2T		5.60	0.43	1	1	1	1	1						6.03	
3	2Lo		1.70	0.00	0	0	0	1	0						1.70	
4	FCSSp4		3.00	0.00	-1	0	0	1	0						3.00	
5	3T+1Eu+2S		6.00	0.28	1	0	1	1	0						6.28	
6	CCoSp3		3.00	-0.60	-3	-2	-2	-2	-2						2.40	
7	3Sq	q	4.73	x -2.15	-5	-5	-4	-5	-5						2.58	
8	3T<	F	3.70	x -1.68	-5	-5	-5	-5	-5						2.02	
9	ChSq1		3.00	0.50	1	1	0	2	1						3.50	
10	1A		1.21	x -0.04	-1	0	0	0	-1						1.17	
11	CSp3		2.30	0.15	1	0	0	2	1						2.45	
			38.84												36.06	
Program Components				Factor												
Composition				2.67	5.00	4.50	4.50	5.00	5.00							4.83
Presentation				2.67	4.75	4.75	4.75	5.25	4.50							4.75
Skating Skills				2.67	5.00	5.25	5.00	4.75	5.25							5.08
Judges Total Program Component Score (factored)															39.14	
Deductions:				Falls	-1.00	(1)									-1.00	

Rank	Name	Nation	Starting Number	Total Segment Score	Total Element Score	Total Program Component Score (factored)	Total Deductions									
8	Tsvetelina PANOVA	BUL	9	67.02	33.22	33.80	0.00									
#	Executed Elements	Info	Base Value	GOE	J1	J2	J3	J4	J5	J6	J7	J8	J9	Ref.	Scores of Panel	
1	2A<	<	2.64	-0.79	-3	-3	-3	-2	-3						1.85	
2	2Lz+2T+2Lo		5.10	0.00	0	0	0	0	0						5.10	
3	2A		3.30	-0.33	-1	-1	-1	-1	-1						2.97	
4	2S		1.30	0.00	1	0	0	0	0						1.30	
5	FSSp4		3.00	0.30	1	1	1	2	1						3.30	
6	2Lz+2T		3.40	0.00	-1	0	0	0	0						3.40	
7	2F!+2Lo	!	3.85	x -0.18	-1	-1	-1	-1	-1						3.67	
8	CSp3		2.30	0.23	1	1	1	2	1						2.53	
9	2F!	!	1.98	x -0.18	-1	-1	-1	-1	0						1.80	
10	ChSq1		3.00	0.33	1	1	0	1	0						3.33	
11	CCoSp4		3.50	0.47	1	1	2	2	1						3.97	
			33.37												33.22	
Program Components				Factor												
Composition				2.67	4.25	4.00	4.00	4.25	4.00							4.08
Presentation				2.67	4.50	4.25	4.00	4.00	4.00							4.08
Skating Skills				2.67	4.50	4.50	4.50	4.50	4.50							4.50
Judges Total Program Component Score (factored)															33.80	
Deductions:															0.00	





JUDGES DETAILS PER SKATER JUNIOR WOMEN FREE SKATING

Rank	Name	Nation	Starting Number	Total Segment Score	Total Element Score	Total Program Component Score (factored)	Total Deductions
9	Chloe Desiree LEUNG	HKG	17	65.19	31.14	36.05	-2.00

#	Executed Elements	Info	Base Value	GOE	J1	J2	J3	J4	J5	J6	J7	J8	J9	Ref.	Scores of Panel
1	3Lz<+2A+SEQ	<	8.02	-1.58	-4	-3	-5	-2	-3						6.44
2	3Lz<	<	4.72	-1.10	-3	-2	-2	-2	-3						3.62
3	3F!<	<	4.24	-2.12	-5	-5	-5	-5	-5						2.12
4	FSSp4		3.00	0.30	0	1	1	1	2						3.30
5	3S<<+2T	<<	2.60	-0.56	-5	-4	-5	-4	-4						2.04
6	3Lo<<	F	1.87	x -0.85	-5	-5	-5	-5	-5						1.02
7	3S<<	F	1.43	x -0.65	-5	-5	-5	-5	-5						0.78
8	2A<+1Eu<<+2S	<<	4.33	x -1.32	-5	-5	-5	-5	-5						3.01
9	ChSq1		3.00	0.00	0	0	0	1	0						3.00
10	LSp2		1.90	0.06	0	-1	1	1	0						1.96
11	CCoSp4		3.50	0.35	1	1	1	1	2						3.85
			38.61												31.14
Program Components				Factor											
Composition				2.67	4.25	4.00	4.25	4.75	4.75						4.42
Presentation				2.67	4.00	4.25	4.25	4.50	4.25						4.25
Skating Skills				2.67	4.75	4.50	4.75	5.00	5.00						4.83
Judges Total Program Component Score (factored)															36.05

Deductions:	Falls	-2.00 (2)	-2.00
--------------------	-------	-----------	--------------

Rank	Name	Nation	Starting Number	Total Segment Score	Total Element Score	Total Program Component Score (factored)	Total Deductions
10	Martina BERTOLINI	ITA	10	62.23	28.52	34.71	-1.00

#	Executed Elements	Info	Base Value	GOE	J1	J2	J3	J4	J5	J6	J7	J8	J9	Ref.	Scores of Panel
1	3T	F	4.20	-2.10	-5	-5	-5	-4	-5						2.10
2	2F+2T		3.10	0.00	-1	0	0	0	0						3.10
3	2A		3.30	-0.33	-1	-1	-1	0	-2						2.97
4	FSSp3		2.60	0.00	0	0	0	2	0						2.60
5	2Lz!+1T	!	2.50	-0.21	-2	-1	-1	-1	-1						2.29
6	LSp3		2.40	-0.24	-2	-2	0	0	-1						2.16
7	CCoSp3		3.00	-0.10	0	0	0	-2	-1						2.90
8	ChSq1		3.00	0.17	0	0	1	1	0						3.17
9	2A+1Eu+2S<	<	5.32	x -0.88	-4	-3	-2	-2	-3						4.44
10	2Lze	e	1.85	x -0.50	-3	-4	-3	-3	-3						1.35
11	2F		1.80	-0.36	-2	-2	-2	-3	-1						1.44
			33.07												28.52
Program Components				Factor											
Composition				2.67	4.00	4.50	4.50	4.50	4.00						4.33
Presentation				2.67	4.00	4.00	4.50	4.25	4.25						4.17
Skating Skills				2.67	4.50	4.50	4.50	4.75	4.50						4.50
Judges Total Program Component Score (factored)															34.71

Deductions:	Falls	-1.00 (1)	-1.00
--------------------	-------	-----------	--------------




**JUDGES DETAILS PER SKATER
JUNIOR WOMEN FREE SKATING**

Rank	Name	Nation	Starting Number	Total Segment Score	Total Element Score	Total Program Component Score (factored)	Total Deductions
11	Sara TADINI	ITA	15	61.68	25.72	36.96	-1.00

#	Executed Elements	Info	Base Value	GOE	J1	J2	J3	J4	J5	J6	J7	J8	J9	Ref.	Scores of Panel
1	3S<	F	3.44	-1.72	-5	-5	-5	-5	-5						1.72
2	1F		0.50	-0.03	-1	-1	0	0	-1						0.47
3	3S<<<+REP	<<	0.91	-0.43	-3	-4	-3	-3	-4						0.48
4	FSSp3		2.60	0.43	1	1	2	2	2						3.03
5			0.00	0.00	-	-	-	-	-						0.00
6	2A+1Eu+2S		5.10	0.00	1	0	0	0	0						5.10
7	ChSq1		3.00	0.33	1	0	1	0	1						3.33
8	2A		3.63	x 0.00	1	0	0	0	0						3.63
9	1Lz		0.66	x -0.04	-1	-1	0	0	-1						0.62
10	CCoSp4		3.50	0.00	0	0	0	2	0						3.50
11	2Lz+1T		2.75	x -0.07	-1	-1	0	0	0						2.68
12	LSpB		1.20	-0.04	0	-1	1	-1	0						1.16
			27.29												25.72
Program Components				Factor											
Composition				2.67	5.25	4.50	4.75	4.75	4.50						4.67
Presentation				2.67	4.75	4.50	4.50	4.50	4.25						4.50
Skating Skills				2.67	4.75	4.75	4.75	4.25	4.50						4.67
Judges Total Program Component Score (factored)															36.96

Deductions:	Falls	-1.00 (1)	-1.00
--------------------	-------	-----------	--------------

Rank	Name	Nation	Starting Number	Total Segment Score	Total Element Score	Total Program Component Score (factored)	Total Deductions
12	Ana STRATULAT	ROU	14	60.58	26.08	34.50	0.00

#	Executed Elements	Info	Base Value	GOE	J1	J2	J3	J4	J5	J6	J7	J8	J9	Ref.	Scores of Panel
1	2A+1Eu<<<+2S	<<	4.60	-1.32	-5	-3	-3	-4	-5						3.28
2	2A		3.30	-0.66	-2	-2	-2	-1	-2						2.64
3	3Tq	q	4.20	-1.96	-5	-4	-5	-3	-5						2.24
4	LSp3		2.40	-0.24	-2	-1	-2	0	0						2.16
5	2Fe+2T	e	2.74	-0.34	-2	-3	-2	-2	-3						2.40
6	ChSq1		3.00	0.17	0	1	0	2	0						3.17
7	2Fe	e	1.58	x -0.34	-2	-3	-2	-1	-3						1.24
8	2Lz		2.31	x 0.21	1	1	1	1	0						2.52
9	2S		1.43	x 0.00	0	0	0	1	0						1.43
10	CCoSp3V		2.25	0.15	0	1	1	1	0						2.40
11	FSSp3		2.60	0.00	0	1	0	0	-1						2.60
			30.41												26.08
Program Components				Factor											
Composition				2.67	4.75	4.50	4.00	4.00	4.25						4.25
Presentation				2.67	4.50	4.75	4.00	3.75	4.00						4.17
Skating Skills				2.67	4.50	4.50	4.50	4.25	4.50						4.50
Judges Total Program Component Score (factored)															34.50

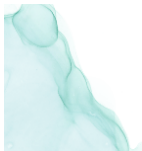
Deductions:			0.00
--------------------	--	--	-------------



JUDGES DETAILS PER SKATER JUNIOR WOMEN FREE SKATING

Rank	Name	Nation	Starting Number	Total Segment Score	Total Element Score	Total Program Component Score (factored)	Total Deductions									
13	Hanna RAI TH	AUT	12	57.27	27.57	30.70	-1.00									
#	Executed Elements	Info	Base Value	GOE	J1	J2	J3	J4	J5	J6	J7	J8	J9	Ref.	Scores of Panel	
1	2F+1Eu+2S		3.60	0.00	0	0	0	1	0						3.60	
2	2A		3.30	-0.55	-2	-1	-2	-2	-1						2.75	
3	2A		3.30	-0.66	-2	0	-2	-2	-2						2.64	
4	FCCoSp4		3.50	-0.47	-2	-2	-2	1	0						3.03	
5	2Lz+2T		3.40	-0.21	-1	-1	-1	0	-1						3.19	
6	2F		1.98	x -0.18	-1	-1	-1	-2	-1						1.80	
7	2Lo+2T		3.30	x -0.17	-1	0	-1	-2	-1						3.13	
8	Lz	F	0.00	x 0.00	-	-	-	-	-						0.00	
9	FCSSp3		2.60	0.00	0	0	-1	0	0						2.60	
10	ChSq1		3.00	-0.67	-1	-2	-2	-1	-1						2.33	
11	CCoSp2		2.50	0.00	0	0	0	-1	1						2.50	
			30.48												27.57	
Program Components			Factor													
Composition			2.67	3.75	3.75	3.75	3.75	3.75	4.25							3.75
Presentation			2.67	3.75	3.75	3.50	3.50	4.00								3.67
Skating Skills			2.67	4.00	4.00	3.75	4.25	4.25								4.08
Judges Total Program Component Score (factored)													30.70			
Deductions:			Falls	-1.00 (1)										-1.00		

Rank	Name	Nation	Starting Number	Total Segment Score	Total Element Score	Total Program Component Score (factored)	Total Deductions									
14	Ophelie CLERC	SUI	22	55.93	24.46	34.47	-3.00									
#	Executed Elements	Info	Base Value	GOE	J1	J2	J3	J4	J5	J6	J7	J8	J9	Ref.	Scores of Panel	
1	3Lz<	F	4.72	-2.36	-5	-5	-5	-5	-5						2.36	
2	3F1q	F	5.30	-2.65	-5	-5	-5	-5	-5						2.65	
3	3Lo<	<	3.92	-1.96	-5	-5	-5	-5	-5						1.96	
4	2A+2T<<	<<	3.70	-1.10	-3	-3	-4	-3	-4						2.60	
5	CSp4		2.60	-0.43	-2	-1	-2	-3	-1						2.17	
6	3Fq+REP	F	4.08	x -2.65	-5	-5	-5	-5	-5						1.43	
7	3Lo<<+REP	<<	1.31	x -0.85	-5	-5	-5	-5	-5						0.46	
8	2A<+1Eu<<+1S	<<	3.34	x -1.32	-5	-5	-5	-4	-5						2.02	
9	FSSp3		2.60	0.09	0	0	0	1	1						2.69	
10	ChSq1		3.00	-0.50	0	-2	-2	1	-1						2.50	
11	CCoSp4		3.50	0.12	0	0	1	-1	1						3.62	
			38.07												24.46	
Program Components			Factor													
Composition			2.67	4.75	4.00	4.00	4.50	4.25								4.25
Presentation			2.67	4.50	4.00	4.00	4.25	3.75								4.08
Skating Skills			2.67	5.25	4.75	4.00	4.00	5.00								4.58
Judges Total Program Component Score (factored)													34.47			
Deductions:			Falls	-3.00 (3)										-3.00		



JUDGES DETAILS PER SKATER JUNIOR WOMEN FREE SKATING

Rank	Name	Nation	Starting Number	Total Segment Score	Total Element Score	Total Program Component Score (factored)	Total Deductions									
15	Teodora GHEORGHE	ROU	13	54.71	24.88	29.83	0.00									
#	Executed Elements	Info	Base Value	GOE	J1	J2	J3	J4	J5	J6	J7	J8	J9	Ref.	Scores of Panel	
1	3S<<	<<	1.30	-0.48	-3	-4	-4	-3	-4						0.82	
2	2Fq+2Loq+1A+SEQ	q	4.60	-0.60	-3	-4	-4	-3	-3						4.00	
3	2Lz		2.10	-0.14	-1	0	-1	0	-1						1.96	
4	CCoSp3		3.00	0.00	-1	0	0	0	0						3.00	
5	ChSq1		3.00	-0.17	-1	0	0	0	-1						2.83	
6	2Fq+2Lo<	<	3.16	-0.72	-4	-4	-3	-4	-4						2.44	
7	2Lz+1T		2.75	x -0.14	0	-1	-1	-3	0						2.61	
8	1A		1.21	x 0.00	0	1	0	0	0						1.21	
9	2S		1.43	x 0.00	0	1	0	0	0						1.43	
10	FCSSp3		2.60	-0.26	-2	-1	0	-1	-1						2.34	
11	LSp3		2.40	-0.16	-1	-1	0	-1	0						2.24	
			27.55												24.88	
Program Components			Factor													
Composition			2.67	3.75	3.75	3.75	3.50	3.50								3.67
Presentation			2.67	3.75	4.00	3.75	3.00	3.00								3.50
Skating Skills			2.67	4.00	4.00	4.00	3.75	4.00								4.00
Judges Total Program Component Score (factored)														29.83		

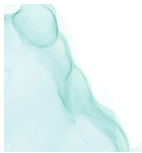
Deductions:

0.00

Rank	Name	Nation	Starting Number	Total Segment Score	Total Element Score	Total Program Component Score (factored)	Total Deductions									
16	Maria SMARANDA	ROU	11	54.26	22.65	31.61	0.00									
#	Executed Elements	Info	Base Value	GOE	J1	J2	J3	J4	J5	J6	J7	J8	J9	Ref.	Scores of Panel	
1	2A		3.30	-0.66	-3	-2	-2	-2	-2						2.64	
2	2Aq	q	3.30	-0.99	-4	-2	-4	-3	-2						2.31	
3	FCCoSp4		3.50	0.00	0	0	0	0	0						3.50	
4	2F		1.80	0.00	0	0	-2	0	0						1.80	
5	1Lz!	!	0.60	-0.06	-1	-1	-1	-1	0						0.54	
6	1Lo		0.50	0.00	0	0	0	0	0						0.50	
7	ChSq1		3.00	-0.17	1	-1	-1	0	0						2.83	
8	2F+2T	x	3.41	-0.18	-1	-1	-1	-1	-1						3.23	
9	CCoSp4		3.50	-0.23	-1	-1	0	0	-1						3.27	
10	LSp2		1.90	0.13	1	0	0	2	1						2.03	
			24.81												22.65	
Program Components			Factor													
Composition			2.67	4.00	3.75	3.75	4.25	4.00								3.92
Presentation			2.67	3.75	4.00	3.75	3.75	3.75								3.75
Skating Skills			2.67	4.25	4.25	3.75	4.00	4.25								4.17
Judges Total Program Component Score (factored)														31.61		

Deductions:

0.00



JUDGES DETAILS PER SKATER JUNIOR WOMEN FREE SKATING

Rank	Name	Nation	Starting Number	Total Segment Score	Total Element Score	Total Program Component Score (factored)	Total Deductions								
17	Alice PELUSO	ITA	7	54.20	24.58	29.62	0.00								
#	Executed Elements	Info	Base Value	GOE	J1	J2	J3	J4	J5	J6	J7	J8	J9	Ref.	Scores of Panel
1	1A		1.10	0.11	0	1	2	2	0						1.21
2			0.00	0.00	-	-	-	-	-						0.00
3	2Lz+2Lo		3.80	-0.21	-1	-2	0	1	-2						3.59
4	2S		1.30	0.00	0	0	0	1	0						1.30
5	FCSp2		2.30	-0.61	-2	-4	-2	-3	-3						1.69
6	2Flq+1Eu+2S	!	3.60	-0.54	-3	-3	-3	-3	-2						3.06
7	ChSq1		3.00	0.17	0	0	1	1	0						3.17
8	2Lo	x	1.87	0.06	1	0	0	1	0						1.93
9	SSp4		2.50	0.08	1	0	0	1	-1						2.58
10	2Lzq+1A+SEQ	q	3.52	x -0.42	-2	-2	-2	-2	-2						3.10
11	2Flq	!	1.98	x -0.72	-4	-5	-4	-3	-4						1.26
12	CCoSp2V		1.88	-0.19	-1	-1	-2	-1	-1						1.69
			26.85												24.58
Program Components				Factor											
	Composition			2.67	4.00	3.75	3.50	3.50	3.75						3.67
	Presentation			2.67	4.25	3.75	3.25	3.25	3.50						3.50
	Skating Skills			2.67	4.25	4.00	4.25	3.50	3.50						3.92
	Judges Total Program Component Score (factored)														29.62
Deductions:															0.00
Rank	Name	Nation	Starting Number	Total Segment Score	Total Element Score	Total Program Component Score (factored)	Total Deductions								
18	Maria ILIEVA	BUL	8	53.83	24.67	29.16	0.00								
#	Executed Elements	Info	Base Value	GOE	J1	J2	J3	J4	J5	J6	J7	J8	J9	Ref.	Scores of Panel
1	2Lz		2.10	0.00	0	0	0	1	0						2.10
2	2F+1A+1Lo+SEQ		3.40	0.00	0	0	0	0	0						3.40
3	2F+2Lo<<	<<	2.30	-0.90	-5	-5	-5	-5	-5						1.40
4	2S		1.30	0.00	0	0	0	0	0						1.30
5	CSp2		1.80	0.12	0	1	0	1	1						1.92
6	FSSp3		2.60	-0.43	-1	-3	-2	-1	-2						2.17
7	2Lz+2T	x	3.74	0.00	0	1	0	0	0						3.74
8	1A	x	1.21	0.00	0	0	0	1	0						1.21
9	ChSq1		3.00	0.00	0	0	0	0	0						3.00
10	2S	x	1.43	0.00	0	0	0	0	0						1.43
11	CCoSp3		3.00	0.00	0	0	0	0	0						3.00
			25.88												24.67
Program Components				Factor											
	Composition			2.67	3.75	3.75	3.75	3.50	3.25						3.67
	Presentation			2.67	4.00	3.50	3.50	3.25	3.25						3.42
	Skating Skills			2.67	3.75	4.25	4.00	3.75	3.75						3.83
	Judges Total Program Component Score (factored)														29.16
Deductions:															0.00





JUDGES DETAILS PER SKATER JUNIOR WOMEN FREE SKATING

Rank	Name	Nation	Starting Number	Total Segment Score	Total Element Score	Total Program Component Score (factored)	Total Deductions
19	Ingrid Ana PRICOP	ROU	4	49.76	21.51	28.25	0.00

#	Executed Elements	Info	Base Value	GOE	J1	J2	J3	J4	J5	J6	J7	J8	J9	Ref.	Scores of Panel
1	2Lz		2.10	-0.07	0	0	-2	1	-1						2.03
2	1A<<	<<	0.00	0.00	-	-	-	-	-						0.00
3	2S		1.30	0.09	1	1	0	1	0						1.39
4	2Lo+1A+SEQ		2.80	0.06	0	1	0	1	0						2.86
5	LSp2		1.90	-0.13	-1	-1	-1	0	0						1.77
6	2Lo		1.87	x 0.00	0	0	0	1	0						1.87
7	2S		1.43	x 0.04	1	1	0	0	0						1.47
8	2T+1T		1.87	x 0.00	0	0	0	0	0						1.87
9	FSSp2		2.30	-0.15	0	-1	-1	0	-1						2.15
10	ChSq1		3.00	0.00	0	0	-1	1	0						3.00
11	CCoSp3		3.00	0.10	0	0	-1	1	1						3.10
			21.57												21.51
Program Components				Factor											
Composition				2.67	3.75	4.00	3.25	3.50	3.50						3.58
Presentation				2.67	3.50	4.25	3.25	3.75	3.75						3.67
Skating Skills				2.67	3.50	4.00	3.25	3.25	3.25						3.33
Judges Total Program Component Score (factored)															28.25

Deductions:

0.00

Rank	Name	Nation	Starting Number	Total Segment Score	Total Element Score	Total Program Component Score (factored)	Total Deductions
20	Daria CHERNOPYATOVA	BUL	6	45.47	22.11	25.36	-2.00

#	Executed Elements	Info	Base Value	GOE	J1	J2	J3	J4	J5	J6	J7	J8	J9	Ref.	Scores of Panel
1	2Lo+2T		3.00	0.00	0	0	0	0	-1						3.00
2	CCoSp4		3.50	-1.52	-4	-5	-5	-4	-4						1.98
3	2A<	F	2.64	-1.32	-5	-5	-5	-5	-5						1.32
4	2Fq	q	1.80	-0.36	-2	-2	-2	-2	-1						1.44
5	ChSq1		3.00	-0.83	-1	-1	-3	-2	-2						2.17
6	FCCoSp2		2.50	-0.50	-2	-3	-2	-2	-2						2.00
7	2F+2T		3.10	-0.18	-1	-1	-1	-1	-2						2.92
8	2A<<	F	1.21	x -0.55	-5	-5	-5	-5	-5						0.66
9	2Lzq	q	2.31	x -0.84	-4	-4	-4	-4	-3						1.47
10	2Lz+1Eu+2Sq	q	4.29	x -0.63	-3	-3	-3	-3	-2						3.66
11	SSp2		1.60	-0.11	-1	-2	-1	0	0						1.49
			28.95												22.11
Program Components				Factor											
Composition				2.67	3.50	3.00	3.00	2.75	3.50						3.17
Presentation				2.67	3.25	3.25	3.00	2.50	3.00						3.08
Skating Skills				2.67	3.50	3.25	3.25	3.00	3.25						3.25
Judges Total Program Component Score (factored)															25.36

Deductions: Falls

-2.00 (2)

-2.00



JUDGES DETAILS PER SKATER JUNIOR WOMEN FREE SKATING

Rank	Name	Nation	Starting Number	Total Segment Score	Total Element Score	Total Program Component Score (factored)	Total Deductions								
21	Maria Bianca IONESCU	ROU	5	42.52	20.94	23.58	-2.00								
#	Executed Elements	Info	Base Value	GOE	J1	J2	J3	J4	J5	J6	J7	J8	J9	Ref.	Scores of Panel
1	CCoSp4		3.50	0.23	1	0	0	1	1						3.73
2	2Lz		2.10	-0.63	-2	-3	-3	-3	-3						1.47
3	2F!q+2Lo+1A+SEQ	!	4.60	-0.66	-4	-5	-4	-3	-3						3.94
4	2F!+2Tq	F	3.10	-0.90	-5	-5	-5	-5	-5						2.20
5	FCCoSp2		2.50	-0.67	-2	-3	-3	-2	-3						1.83
6	2Lz<	F	1.68	-0.84	-5	-5	-5	-5	-5						0.84
7	2S		1.43	x -0.04	-1	0	0	0	0	-1					1.39
8	ChSq1		3.00	-0.67	-1	-1	-2	-1	-2						2.33
9	1Lo		0.55	x 0.00	0	0	0	0	0						0.55
10	1A		1.21	x 0.00	0	0	0	0	0						1.21
11	LSp1		1.50	-0.05	0	-2	0	-1	0						1.45
			25.17												20.94
Program Components			Factor												
Composition				2.67	3.50	3.00	2.75	2.50	2.75						2.83
Presentation				2.67	3.00	3.25	3.00	1.75	2.25						2.75
Skating Skills				2.67	3.25	3.25	3.25	2.75	3.25						3.25
Judges Total Program Component Score (factored)															23.58
Deductions:			Falls		-2.00	(2)									-2.00

Rank	Name	Nation	Starting Number	Total Segment Score	Total Element Score	Total Program Component Score (factored)	Total Deductions								
22	Georgia Despoina KALOMOIRI	GRE	3	39.87	19.39	22.48	-2.00								
#	Executed Elements	Info	Base Value	GOE	J1	J2	J3	J4	J5	J6	J7	J8	J9	Ref.	Scores of Panel
1	1A+1A+1A+SEQ		3.30	0.04	0	1	1	0	0						3.34
2	2F<	F	1.44	-0.72	-5	-5	-5	-5	-5						0.72
3	2Lo		1.70	0.00	0	0	0	0	0						1.70
4	CSp2		1.80	0.18	1	1	1	1	2						1.98
5	2S		1.30	0.00	0	0	0	1	-1						1.30
6	CCoSp3		3.00	-0.10	0	0	0	-2	-1						2.90
7	ChSq1		3.00	-0.50	0	-2	-2	0	-1						2.50
8	2Lo<	<	1.50	x -0.68	-5	-5	-5	-5	-5						0.82
9	2F<<	<<	0.55	x -0.23	-4	-5	-5	-4	-5						0.32
10	2S+1T		1.87	x 0.00	0	0	0	-1	0						1.87
11	FCCoSp2V		1.88	0.06	1	0	0	-2	1						1.94
			21.34												19.39
Program Components			Factor												
Composition				2.67	3.25	2.25	2.75	2.50	3.00						2.75
Presentation				2.67	3.25	2.50	3.00	2.75	2.50						2.75
Skating Skills				2.67	3.00	2.75	2.75	3.00	3.00						2.92
Judges Total Program Component Score (factored)															22.48
Deductions:			Time violation		-1.00		Falls		-1.00	(1)					-2.00



JUDGES DETAILS PER SKATER JUNIOR WOMEN FREE SKATING

Rank	Name	Nation	Starting Number	Total Segment Score	Total Element Score	Total Program Component Score (factored)	Total Deductions									
23	Ivayla MESECHKOVA	BUL	2	28.77	9.20	19.57	0.00									
#	Executed Elements	Info	Base Value	GOE	J1	J2	J3	J4	J5	J6	J7	J8	J9	Ref.	Scores of Panel	
1	1Aq+1T	q	1.50	-0.22	-3	-2	-2	-1	-2						1.28	
2	2F<+1Eu+2S<	<	2.98	-0.72	-5	-5	-5	-4	-5						2.26	
3	2S<<	<<	0.40	-0.20	-5	-5	-5	-5	-5						0.20	
4	CCoSp1V		1.50	-0.45	-3	-3	-3	-2	-4						1.05	
5	1A<	<	0.88	-0.29	-5	-4	-4	-2	-2						0.59	
6	ChSq1		3.00	-0.83	-1	-1	-3	-2	-2						2.17	
7	2F<	<	1.58	x -0.72	-5	-5	-5	-3	-5						0.86	
8	CSp		0.00	0.00	-	-	-	-	-						0.00	
9	2T<<	<<	0.44	x -0.20	-5	-5	-5	-5	-5						0.24	
10	1Lo		0.55	x 0.00	0	0	0	0	0						0.55	
11	FSSp		0.00	0.00	-	-	-	-	-						0.00	
			12.83												9.20	
Program Components			Factor													
Composition			2.67	2.25	2.25	2.25	2.75	2.75								2.42
Presentation			2.67	2.00	2.50	2.25	2.75	2.25								2.33
Skating Skills			2.67	2.75	2.25	2.50	2.50	2.75								2.58
Judges Total Program Component Score (factored)														19.57		

Deductions:

0.00

Rank	Name	Nation	Starting Number	Total Segment Score	Total Element Score	Total Program Component Score (factored)	Total Deductions									
24	Despoina GONIDAKI	GRE	1	25.41	8.60	17.81	-1.00									
#	Executed Elements	Info	Base Value	GOE	J1	J2	J3	J4	J5	J6	J7	J8	J9	Ref.	Scores of Panel	
1	2S<<+SEQ+1A*	*	0.40	-0.20	-5	-5	-5	-5	-5						0.20	
2	2S		1.30	-0.13	-1	-1	-1	-2	-1						1.17	
3	CCoSp1V		1.50	-0.15	-1	-1	0	-2	-1						1.35	
4	1A		1.10	0.00	0	0	0	-1	0						1.10	
5	1F		0.50	0.00	0	-1	0	0	0						0.50	
6	1Lz!	!	0.66	x -0.08	-2	-1	-2	-1	-1						0.58	
7	1T		0.44	x 0.00	0	-1	0	0	0						0.44	
8	1Lo		0.55	x 0.00	0	0	0	0	0						0.55	
9	SSp1		1.30	-0.26	-2	-2	-2	-1	-2						1.04	
10	ChSq1		3.00	-1.33	-2	-4	-4	-2	-2						1.67	
11	LSpB*	*	0.00	0.00	-	-	-	-	-						0.00	
			10.75												8.60	
Program Components			Factor													
Composition			2.67	2.00	1.75	2.25	2.50	2.25								2.17
Presentation			2.67	2.00	1.75	2.50	2.25	1.75								2.00
Skating Skills			2.67	2.25	1.75	2.75	2.75	2.50								2.50
Judges Total Program Component Score (factored)														17.81		
Deductions:			Time violation											-1.00		

Legend:

#	Sequence number	GOE	Grade of Execution	Jx	Judges (x=1-9)	Ref.	Referee
*	Invalid element	e	Wrong edge	<	Under-rotated jump	<<	Downgraded jump
x	Credit for highlight distribution, base value multiplied by 1.1			!	Not clear edge	REP	Jump repetition
F	Fall	q	Jump landed on the quarter				



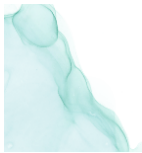
JUDGES DETAILS PER SKATER

JUNIOR WOMEN SHORT PROGRAM

Rank	Name	Nation	Starting Number	Total Segment Score	Total Element Score	Total Program Component Score (factored)	Total Deductions								
1	Anna SHENIUK	ISR	25	48.34	26.83	22.51	-1.00								
#	Executed Elements	Info	Base Value	GOE	J1	J2	J3	J4	J5	J6	J7	J8	J9	Ref.	Scores of Panel
1	3Lz	F	5.90	-2.95	-5	-5	-5	-5	-5						2.95
2	3T+2T		5.50	0.56	1	1	2	2	0						6.06
3	CCoSp4		3.50	0.82	2	2	2	3	3						4.32
4	2A	x	3.63	0.66	2	2	2	2	1						4.29
5	StSq3		3.30	0.66	2	1	1	3	3						3.96
6	CSp4		2.60	0.43	1	2	3	1	2						3.03
7	FSSp2		2.30	-0.08	0	-1	-1	0	0						2.22
			26.73												26.83
Program Components			Factor												
Composition			1.33	5.75	5.75	5.50	6.00	5.50						5.67	
Presentation			1.33	5.50	5.50	5.50	5.75	5.25						5.50	
Skating Skills			1.33	5.75	5.75	5.75	6.25	5.75						5.75	
Judges Total Program Component Score (factored)														22.51	
Deductions:			Falls -1.00 (1)											-1.00	

Rank	Name	Nation	Starting Number	Total Segment Score	Total Element Score	Total Program Component Score (factored)	Total Deductions								
2	Sayra BESSIRE	SUI	7	47.83	27.44	20.39	0.00								
#	Executed Elements	Info	Base Value	GOE	J1	J2	J3	J4	J5	J6	J7	J8	J9	Ref.	Scores of Panel
1	3Lz		5.90	0.39	2	1	0	1	0						6.29
2	2A		3.30	0.00	0	0	0	1	-1						3.30
3	CSp2		1.80	0.24	1	1	1	2	2						2.04
4	3S+2T	x	6.16	0.14	1	1	0	0	0						6.30
5	FSSp3		2.60	0.00	0	0	0	0	-1						2.60
6	StSq3		3.30	0.11	1	0	0	1	0						3.41
7	CCoSp3		3.00	0.50	2	2	0	2	1						3.50
			26.06												27.44
Program Components			Factor												
Composition			1.33	5.50	5.50	4.75	4.75	4.75						5.00	
Presentation			1.33	5.75	5.50	5.00	4.50	4.50						5.00	
Skating Skills			1.33	5.50	5.75	5.25	4.75	5.25						5.33	
Judges Total Program Component Score (factored)														20.39	
Deductions:														0.00	

Rank	Name	Nation	Starting Number	Total Segment Score	Total Element Score	Total Program Component Score (factored)	Total Deductions								
3	Ophelie CLERC	SUI	17	46.21	25.60	21.61	-1.00								
#	Executed Elements	Info	Base Value	GOE	J1	J2	J3	J4	J5	J6	J7	J8	J9	Ref.	Scores of Panel
1	3Lzq	F	5.90	-2.95	-5	-5	-5	-5	-5						2.95
2	3S+2T		5.60	0.43	1	1	1	0	1						6.03
3	FSSp3		2.60	0.26	0	1	1	1	2						2.86
4	2A		3.30	0.33	1	1	1	0	1						3.63
5	CSp4		2.60	-0.17	0	-1	-1	-1	0						2.43
6	StSq3		3.30	0.55	1	1	2	2	2						3.85
7	CCoSp4		3.50	0.35	1	2	1	1	1						3.85
			26.80												25.60
Program Components			Factor												
Composition			1.33	5.00	5.75	5.50	5.00	5.25						5.25	
Presentation			1.33	5.25	5.50	5.50	5.25	5.00						5.33	
Skating Skills			1.33	5.25	5.75	5.75	5.50	5.75						5.67	
Judges Total Program Component Score (factored)														21.61	
Deductions:			Falls -1.00 (1)											-1.00	



JUDGES DETAILS PER SKATER JUNIOR WOMEN SHORT PROGRAM

Rank	Name	Nation	Starting Number	Total Segment Score	Total Element Score	Total Program Component Score (factored)	Total Deductions								
4	Gioia FIORI	ITA	14	45.10	24.80	20.30	0.00								
#	Executed Elements	Info	Base Value	GOE	J1	J2	J3	J4	J5	J6	J7	J8	J9	Ref.	Scores of Panel
1	2A		3.30	0.66	2	2	2	2	1						3.96
2	3T+2T		5.50	0.42	1	1	2	1	0						5.92
3	FSSp3		2.60	0.09	2	0	-1	2	-1						2.69
4	2Lz	x	2.31	0.28	1	2	2	1	0						2.59
5	CCoSp4		3.50	0.58	2	2	1	2	1						4.08
6	StSq2		2.60	0.17	1	0	1	1	0						2.77
7	LSp4		2.70	0.09	1	-1	0	1	0						2.79
			22.51												24.80
Program Components			Factor												
Composition			1.33	5.50	5.00	5.00	4.75	4.25							4.92
Presentation			1.33	5.75	5.25	5.00	5.25	4.75							5.17
Skating Skills			1.33	5.25	5.25	5.50	5.00	5.00							5.17
Judges Total Program Component Score (factored)															20.30
Deductions:															0.00

Rank	Name	Nation	Starting Number	Total Segment Score	Total Element Score	Total Program Component Score (factored)	Total Deductions								
5	Krista GEORGIEVA	BUL	6	45.10	24.60	20.50	0.00								
#	Executed Elements	Info	Base Value	GOE	J1	J2	J3	J4	J5	J6	J7	J8	J9	Ref.	Scores of Panel
1	2A		3.30	0.11	0	0	1	1	0						3.41
2	3Sq+2T	q	5.60	-0.72	-2	-2	-2	-1	-1						4.88
3	CCoSp4		3.50	0.58	2	2	3	1	1						4.08
4	2Lz	x	2.31	0.14	0	1	1	1	0						2.45
5	FSSp4		3.00	0.00	0	0	0	1	0						3.00
6	StSq3		3.30	0.33	1	1	1	3	1						3.63
7	LSp4		2.70	0.45	2	1	2	2	1						3.15
			23.71												24.60
Program Components			Factor												
Composition			1.33	5.25	5.00	5.00	5.25	5.00							5.08
Presentation			1.33	5.00	5.25	5.00	4.75	5.50							5.08
Skating Skills			1.33	5.00	5.25	5.50	5.00	5.50							5.25
Judges Total Program Component Score (factored)															20.50
Deductions:															0.00

Rank	Name	Nation	Starting Number	Total Segment Score	Total Element Score	Total Program Component Score (factored)	Total Deductions								
6	Beatrice SOLDATI	ITA	8	41.48	21.09	20.39	0.00								
#	Executed Elements	Info	Base Value	GOE	J1	J2	J3	J4	J5	J6	J7	J8	J9	Ref.	Scores of Panel
1	3T+3T<<	<<	5.50	-1.68	-3	-5	-4	-4	-4						3.82
2	3Lze<	<	3.54	-1.65	-4	-5	-5	-4	-5						1.89
3	2A		3.30	0.22	1	0	1	1	0						3.52
4	FSSp3		2.60	0.09	1	1	0	-1	0						2.69
5	StSq3		3.30	0.22	2	1	0	0	1						3.52
6	LSp2		1.90	0.25	2	0	2	1	1						2.15
7	CCoSp4		3.50	0.00	1	0	0	0	0						3.50
			23.64												21.09
Program Components			Factor												
Composition			1.33	5.75	5.75	4.75	4.50	4.75							5.08
Presentation			1.33	5.75	5.50	4.75	4.00	4.75							5.00
Skating Skills			1.33	5.50	5.75	5.00	4.75	5.25							5.25
Judges Total Program Component Score (factored)															20.39
Deductions:															0.00

<p>OFFICIAL SPONSOR</p>  <p>FUNDAȚIA ȚIRIAC</p>		<p>PARTNERS</p>  <p>Original Gerovital by Prof. Dr. A. Colan</p>		 <p>SAMUS[®] Aproape de tine!</p>		 <p>ALBATROS[®] De Sufletul Tau!</p>	
--	--	---	--	--	--	--	--



JUDGES DETAILS PER SKATER JUNIOR WOMEN SHORT PROGRAM

Rank	Name	Nation	Starting Number	Total Segment Score	Total Element Score	Total Program Component Score (factored)	Total Deductions								
7	Miriam Stefania TALI	ITA	22	41.02	20.40	20.62	0.00								
#	Executed Elements	Info	Base Value	GOE	J1	J2	J3	J4	J5	J6	J7	J8	J9	Ref.	Scores of Panel
1	3Lo<+COMBO	<	3.92	-1.96	-5	-5	-5	-4	-5						1.96
2	2A		3.30	0.11	0	1	0	1	0						3.41
3	FSSp4		3.00	0.10	0	0	0	1	1						3.10
4	CCoSp4		3.50	0.23	1	1	1	-1	0						3.73
5	2Lz	x	2.31	0.21	1	2	1	1	0						2.52
6	LSp3		2.40	0.16	0	1	0	1	1						2.56
7	StSq2		2.60	0.52	1	2	2	3	2						3.12
			21.03												20.40
Program Components			Factor												
Composition			1.33	4.75	5.50	4.75	5.50	5.00			5.08				
Presentation			1.33	5.00	5.75	5.00	5.75	5.00			5.25				
Skating Skills			1.33	4.75	5.50	5.25	5.25	5.00			5.17				
Judges Total Program Component Score (factored)										20.62					
Deductions:										0.00					

Rank	Name	Nation	Starting Number	Total Segment Score	Total Element Score	Total Program Component Score (factored)	Total Deductions								
8	Chloe Desiree LEUNG	HKG	10	38.74	21.13	19.61	-2.00								
#	Executed Elements	Info	Base Value	GOE	J1	J2	J3	J4	J5	J6	J7	J8	J9	Ref.	Scores of Panel
1	3Lzq	q	5.90	-1.18	-3	-2	-2	-2	-2						4.72
2	3Fe<<+COMBO	F	1.44	-0.72	-5	-5	-5	-5	-5						0.72
3	FSSp4		3.00	0.00	0	1	0	0	0						3.00
4	2Aq	q	3.63	-0.55	-2	-2	-2	-1	-1						3.08
5	StSq3		3.30	0.22	0	0	1	1	2						3.52
6	LSp3		2.40	-0.16	-1	-2	-2	1	1						2.24
7	CCoSp4		3.50	0.35	1	2	1	1	1						3.85
			23.17												21.13
Program Components			Factor												
Composition			1.33	4.75	5.50	4.75	4.50	5.00			4.83				
Presentation			1.33	5.00	5.25	4.75	4.00	5.25			5.00				
Skating Skills			1.33	4.75	5.75	4.75	4.25	5.25			4.92				
Judges Total Program Component Score (factored)										19.61					
Deductions:			Time violation		-1.00		Falls		-1.00 (1)		-2.00				

Rank	Name	Nation	Starting Number	Total Segment Score	Total Element Score	Total Program Component Score (factored)	Total Deductions								
9	Katerina GERVITZ	ISR	20	38.67	19.82	18.85	0.00								
#	Executed Elements	Info	Base Value	GOE	J1	J2	J3	J4	J5	J6	J7	J8	J9	Ref.	Scores of Panel
1	FSSp4		3.00	0.30	2	0	0	2	1						3.30
2	2A		3.30	-0.44	-1	-1	-1	-2	-2						2.86
3	1Lz*	*	0.00	0.00	-	-	-	-	-						0.00
4	CCoSp4		3.50	-0.23	-2	0	1	-2	0						3.27
5	3Sq+2T	q	6.16	-2.01	-5	-5	-5	-3	-4						4.15
6	StSq3		3.30	0.33	1	1	1	1	2						3.63
7	CSp3		2.30	0.31	1	1	2	1	2						2.61
			21.56												19.82
Program Components			Factor												
Composition			1.33	4.75	4.50	5.00	4.25	4.75			4.67				
Presentation			1.33	4.50	4.75	5.25	4.50	5.00			4.75				
Skating Skills			1.33	4.75	4.75	4.75	3.75	5.00			4.75				
Judges Total Program Component Score (factored)										18.85					
Deductions:										0.00					

OFFICIAL SPONSOR

FUNDAȚIA TIRIAC

PARTNERS

Original Gerovital
by Prof. Dr. A. Colan

Aproape de tine!

ALBATROS
De Suflatul Tău!



JUDGES DETAILS PER SKATER JUNIOR WOMEN SHORT PROGRAM

Rank	Name	Nation	Starting Number	Total Segment Score	Total Element Score	Total Program Component Score (factored)	Total Deductions								
10	Sara TADINI	ITA	24	37.98	18.48	20.50	-1.00								
#	Executed Elements	Info	Base Value	GOE	J1	J2	J3	J4	J5	J6	J7	J8	J9	Ref.	Scores of Panel
1	3S<+COMBO	F	3.44	-1.72	-5	-5	-5	-4	-5						1.72
2	2Lz		2.10	0.35	1	2	2	2	0						2.45
3	FSSp4		3.00	0.30	1	1	2	1	1						3.30
4	2A		3.30	-0.22	0	-1	-1	1	-1						3.08
5	CCoSp2		2.50	0.08	0	0	0	1	1						2.58
6	StSq3		3.30	0.55	1	0	2	2	2						3.85
7	LSp1		1.50	0.00	0	0	0	0	0						1.50
			19.14												18.48
Program Components			Factor												
Composition			1.33	5.00	5.00	5.25	5.25	4.75						5.08	
Presentation			1.33	4.75	4.75	5.25	5.50	5.00						5.00	
Skating Skills			1.33	5.25	5.25	5.50	5.50	5.00						5.33	
Judges Total Program Component Score (factored)														20.50	
Deductions:			Falls -1.00 (1)											-1.00	

Rank	Name	Nation	Starting Number	Total Segment Score	Total Element Score	Total Program Component Score (factored)	Total Deductions								
11	Ana STRATULAT	ROU	11	36.60	18.43	18.17	0.00								
#	Executed Elements	Info	Base Value	GOE	J1	J2	J3	J4	J5	J6	J7	J8	J9	Ref.	Scores of Panel
1	2A		3.30	0.00	0	0	0	1	0						3.30
2	LSp4		2.70	0.00	0	0	0	1	0						2.70
3	3Tq+COMBO+2T*	*	4.20	-2.10	-5	-5	-5	-5	-5						2.10
4	StSq3		3.30	0.11	1	1	0	-1	0						3.41
5	2Lz	x	2.31	0.21	1	1	1	1	1						2.52
6	CCoSp3		3.00	0.00	0	0	0	0	0						3.00
7	FSSp1		2.00	-0.60	-3	-3	-4	-3	-2						1.40
			20.81												18.43
Program Components			Factor												
Composition			1.33	5.00	5.00	4.25	4.00	4.50						4.58	
Presentation			1.33	4.75	5.25	4.25	4.25	4.50						4.50	
Skating Skills			1.33	5.00	5.00	4.50	4.00	4.25						4.58	
Judges Total Program Component Score (factored)														18.17	
Deductions:														0.00	

Rank	Name	Nation	Starting Number	Total Segment Score	Total Element Score	Total Program Component Score (factored)	Total Deductions								
12	Teodora GHEORGHE	ROU	18	34.24	17.28	16.96	0.00								
#	Executed Elements	Info	Base Value	GOE	J1	J2	J3	J4	J5	J6	J7	J8	J9	Ref.	Scores of Panel
1	2F+2Lo		3.50	0.00	0	0	0	0	-1						3.50
2	2A<<	<<	1.10	-0.55	-5	-5	-5	-5	-5						0.55
3	FSSp3		2.60	0.17	0	1	1	0	1						2.77
4	2Lz		2.10	0.00	0	0	0	1	-1						2.10
5	StSq2		2.60	0.09	1	0	0	1	0						2.69
6	CCoSp4		3.50	-0.23	-1	-1	0	-1	0						3.27
7	LSp3		2.40	0.00	0	-1	0	0	0						2.40
			17.80												17.28
Program Components			Factor												
Composition			1.33	4.50	4.25	3.75	4.25	4.25						4.25	
Presentation			1.33	4.25	4.50	3.75	4.50	4.25						4.33	
Skating Skills			1.33	4.50	4.25	4.25	4.00	4.00						4.17	
Judges Total Program Component Score (factored)														16.96	
Deductions:														0.00	



JUDGES DETAILS PER SKATER JUNIOR WOMEN SHORT PROGRAM

Rank	Name	Nation	Starting Number	Total Segment Score	Total Element Score	Total Program Component Score (factored)	Total Deductions								
13	Hanna RAI TH	AUT	15	31.97	17.13	15.84	-1.00								
#	Executed Elements	Info	Base Value	GOE	J1	J2	J3	J4	J5	J6	J7	J8	J9	Ref.	Scores of Panel
1	2Lz		2.10	0.07	0	1	0	1	0						2.17
2	2A		3.30	-0.55	-2	-2	-2	0	-1						2.75
3	FSSp4		3.00	0.20	0	1	0	1	1						3.20
4	StSq2		2.60	0.00	0	-1	0	0	0						2.60
5	2F1+COMBO	F	1.98	x -0.90	-5	-5	-5	-5	-5						1.08
6	CSp3		2.30	0.00	-1	1	0	0	0						2.30
7	CCoSp4		3.50	-0.47	-2	-2	-1	-1	-1						3.03
			18.78												17.13
Program Components			Factor												
Composition			1.33	4.25	3.50	3.75	4.00	4.50			4.00				
Presentation			1.33	4.25	3.50	3.75	3.50	4.25			3.83				
Skating Skills			1.33	4.50	3.75	4.00	3.75	4.50			4.08				
Judges Total Program Component Score (factored)										15.84					
Deductions:			Falls -1.00 (1)							-1.00					

Rank	Name	Nation	Starting Number	Total Segment Score	Total Element Score	Total Program Component Score (factored)	Total Deductions								
14	Maria SMARANDA	ROU	16	31.59	16.08	15.51	0.00								
#	Executed Elements	Info	Base Value	GOE	J1	J2	J3	J4	J5	J6	J7	J8	J9	Ref.	Scores of Panel
1	2Aq	q	3.30	-1.65	-5	-5	-5	-5	-5						1.65
2	FSSp2		2.30	-0.54	-3	-2	-1	-2	-3						1.76
3	2Lz		2.10	0.00	0	0	0	0	-1						2.10
4	StSq2		2.60	-0.09	0	0	-1	0	-1						2.51
5	LSp2		1.90	-0.25	-2	-1	-1	0	-2						1.65
6	2Fq+2Lo	q	3.85	x -0.36	-2	-2	-2	-2	-2						3.49
7	CCoSp4		3.50	-0.58	-2	-3	-1	-2	-1						2.92
			19.55												16.08
Program Components			Factor												
Composition			1.33	4.25	4.25	3.50	3.75	3.75			3.92				
Presentation			1.33	4.25	4.25	3.50	3.00	3.75			3.83				
Skating Skills			1.33	4.00	4.00	3.75	3.25	4.25			3.92				
Judges Total Program Component Score (factored)										15.51					
Deductions:										0.00					

Rank	Name	Nation	Starting Number	Total Segment Score	Total Element Score	Total Program Component Score (factored)	Total Deductions								
15	Martina BERTOLINI	ITA	4	30.99	14.37	16.62	0.00								
#	Executed Elements	Info	Base Value	GOE	J1	J2	J3	J4	J5	J6	J7	J8	J9	Ref.	Scores of Panel
1	1T*+COMBO	*	0.00	0.00	-	-	-	-	-						0.00
2	2A		3.30	-0.11	-1	0	0	0	-1						3.19
3	FSSp3		2.60	0.17	1	0	0	1	1						2.77
4	LSp2		1.90	-0.38	-2	-2	-1	-2	-2						1.52
5	StSq2		2.60	0.09	-1	0	0	1	1						2.69
6	CCoSp3		3.00	-0.20	-1	0	0	-2	-1						2.80
7	2Lze	e	1.85	x -0.45	-2	-3	-3	-2	-3						1.40
			15.25												14.37
Program Components			Factor												
Composition			1.33	4.25	4.25	4.00	4.25	4.75			4.25				
Presentation			1.33	4.00	4.00	4.00	4.00	4.50			4.00				
Skating Skills			1.33	4.00	4.50	4.25	3.75	4.50			4.25				
Judges Total Program Component Score (factored)										16.62					
Deductions:										0.00					



JUDGES DETAILS PER SKATER JUNIOR WOMEN SHORT PROGRAM

Rank	Name	Nation	Starting Number	Total Segment Score	Total Element Score	Total Program Component Score (factored)	Total Deductions								
16	Tsvetelina PANOVA	BUL	2	30.53	15.01	16.52	-1.00								
#	Executed Elements	Info	Base Value	GOE	J1	J2	J3	J4	J5	J6	J7	J8	J9	Ref.	Scores of Panel
1	2F+2Lo		3.50	0.00	1	0	0	0	0						3.50
2	2Aq	F	3.30	-1.65	-5	-5	-5	-5	-5						1.65
3	CSp2		1.80	-0.36	-3	-2	-2	-2	-2						1.44
4	2Lz	x	2.31	0.00	0	0	0	1	0						2.31
5	CCoSp		0.00	0.00	-	-	-	-	-						0.00
6	StSq3		3.30	0.11	1	0	0	2	-1						3.41
7	FSSp4		3.00	-0.30	-2	0	-2	0	-1						2.70
			17.21												15.01
Program Components			Factor												
Composition			1.33	4.50	3.75	4.25	4.25	4.25	4.25						4.25
Presentation			1.33	4.25	3.50	4.25	3.75	4.00	4.00						4.00
Skating Skills			1.33	4.25	3.75	4.25	4.00	4.25	4.25						4.17
Judges Total Program Component Score (factored)															16.52
Deductions:			Falls	-1.00	(1)										-1.00

Rank	Name	Nation	Starting Number	Total Segment Score	Total Element Score	Total Program Component Score (factored)	Total Deductions								
17	Maria ILIEVA	BUL	21	29.90	15.39	14.51	0.00								
#	Executed Elements	Info	Base Value	GOE	J1	J2	J3	J4	J5	J6	J7	J8	J9	Ref.	Scores of Panel
1	2Lz		2.10	0.00	0	1	0	0	0						2.10
2	2F+2Lo		3.50	-0.06	-1	0	0	0	-1						3.44
3	FSSp2		2.30	-0.15	0	0	-1	-1	-1						2.15
4	1A*	*	0.00	0.00	-	-	-	-	-						0.00
5	StSq2		2.60	0.00	0	0	0	0	0						2.60
6	CSp3		2.30	0.00	0	0	0	-1	0						2.30
7	CCoSp3		3.00	-0.20	-1	-1	0	-2	0						2.80
			15.80												15.39
Program Components			Factor												
Composition			1.33	4.25	3.50	3.25	3.75	3.50	3.50						3.58
Presentation			1.33	4.25	3.50	3.50	3.50	3.75	3.75						3.58
Skating Skills			1.33	4.00	3.75	3.50	3.75	3.75	3.75						3.75
Judges Total Program Component Score (factored)															14.51
Deductions:															0.00

Rank	Name	Nation	Starting Number	Total Segment Score	Total Element Score	Total Program Component Score (factored)	Total Deductions								
18	Alice PELUSO	ITA	9	29.22	12.37	16.85	0.00								
#	Executed Elements	Info	Base Value	GOE	J1	J2	J3	J4	J5	J6	J7	J8	J9	Ref.	Scores of Panel
1	2F+2Lo		3.50	-0.60	-3	-4	-3	-3	-4						2.90
2	1A*	*	0.00	0.00	-	-	-	-	-						0.00
3	CSp2		1.80	-0.06	0	-1	0	-2	0						1.74
4	StSq2		2.60	-0.09	0	-1	-1	1	0						2.51
5	2Lzq	q	2.31	-0.42	-2	-2	-2	-2	-2						1.89
6	CCoSp1		2.00	-0.27	-1	-2	0	-3	-1						1.73
7	FSSp1		2.00	-0.40	-3	-2	-2	-2	-2						1.60
			14.21												12.37
Program Components			Factor												
Composition			1.33	4.75	4.25	4.50	4.50	3.50	3.75						4.17
Presentation			1.33	4.25	4.25	4.50	4.50	3.75	4.25						4.25
Skating Skills			1.33	4.50	4.00	4.50	3.25	4.25	4.25						4.25
Judges Total Program Component Score (factored)															16.85
Deductions:															0.00



JUDGES DETAILS PER SKATER JUNIOR WOMEN SHORT PROGRAM

Rank	Name	Nation	Starting Number	Total Segment Score	Total Element Score	Total Program Component Score (factored)	Total Deductions								
19	Daria CHERNOPYATOVA	BUL	19	27.80	14.05	13.75	0.00								
#	Executed Elements	Info	Base Value	GOE	J1	J2	J3	J4	J5	J6	J7	J8	J9	Ref.	Scores of Panel
1	FSSp2		2.30	-0.31	-1	-2	-2	-1	0						1.99
2	2Lz		2.10	0.00	0	0	0	0	0						2.10
3	2A<<	<<	1.10	-0.55	-5	-5	-5	-5	-5						0.55
4	CSp3		2.30	0.00	-1	0	0	0	0						2.30
5	2F!+2T	!	3.41	x -0.24	-1	-1	-2	-2	-1						3.17
6	StSq1		1.80	-0.36	0	-3	-3	-2	-1						1.44
7	CCoSp3		3.00	-0.50	-2	-2	-1	-2	-1						2.50
			16.01												14.05
Program Components			Factor												
Composition			1.33	3.50	3.00	2.75	3.50	3.75			3.33				
Presentation			1.33	3.75	3.50	2.75	3.25	3.75			3.50				
Skating Skills			1.33	3.50	3.25	3.25	3.75	4.00			3.50				
Judges Total Program Component Score (factored)										13.75					
Deductions:												0.00			

Rank	Name	Nation	Starting Number	Total Segment Score	Total Element Score	Total Program Component Score (factored)	Total Deductions								
20	Maria Bianca IONESCU	ROU	23	27.80	13.17	14.63	0.00								
#	Executed Elements	Info	Base Value	GOE	J1	J2	J3	J4	J5	J6	J7	J8	J9	Ref.	Scores of Panel
1	2A<<	<<	1.10	-0.55	-5	-5	-5	-5	-5						0.55
2	2F!+2Lo<	<	3.16	-0.90	-5	-5	-5	-5	-5						2.26
3	FSSp1		2.00	-0.40	-2	-2	-3	-2	-1						1.60
4	2Lz		2.10	0.07	1	1	0	0	0						2.17
5	CCoSp4		3.50	-0.12	0	0	0	-2	-1						3.38
6	StSq1		1.80	-0.30	-1	-2	-3	-2	0						1.50
7	LSp2		1.90	-0.19	0	-1	-1	-2	-1						1.71
			15.56												13.17
Program Components			Factor												
Composition			1.33	4.00	3.50	3.00	3.50	4.00			3.67				
Presentation			1.33	4.25	3.75	3.25	3.25	4.25			3.75				
Skating Skills			1.33	3.75	3.75	3.00	3.25	3.75			3.58				
Judges Total Program Component Score (factored)										14.63					
Deductions:												0.00			

Rank	Name	Nation	Starting Number	Total Segment Score	Total Element Score	Total Program Component Score (factored)	Total Deductions								
21	Ingrid Ana PRICOP	ROU	3	26.30	10.46	16.84	-1.00								
#	Executed Elements	Info	Base Value	GOE	J1	J2	J3	J4	J5	J6	J7	J8	J9	Ref.	Scores of Panel
1	LSp2		1.90	0.06	0	0	1	0	2						1.96
2	2Lz		2.10	0.00	0	0	-2	1	0						2.10
3	2A<<		1.10	-0.55	-5	-5	-5	-5	-5						0.55
4	1F*+1T*	*	0.00	0.00	-	-	-	-	-						0.00
5	FSSp2		2.30	-0.61	-2	-3	-4	-2	-3						1.69
6	StSq2		2.60	0.00	0	0	0	2	0						2.60
7	CCoSp2V		1.88	-0.32	-1	-2	-2	-2	0						1.56
			11.88												10.46
Program Components			Factor												
Composition			1.33	4.00	4.25	4.25	4.00	3.50			4.08				
Presentation			1.33	4.25	4.25	4.25	4.25	4.00			4.25				
Skating Skills			1.33	4.50	4.50	4.50	4.00	4.00			4.33				
Judges Total Program Component Score (factored)										16.84					
Deductions:							Falls	-1.00	(1)			-1.00			



JUDGES DETAILS PER SKATER

JUNIOR WOMEN SHORT PROGRAM

Rank	Name	Nation	Starting Number	Total Segment Score	Total Element Score	Total Program Component Score (factored)	Total Deductions								
22	Georgia Despoina KALOMOIRI	GRE	1	22.54	10.92	11.62	0.00								
#	Executed Elements	Info	Base Value	GOE	J1	J2	J3	J4	J5	J6	J7	J8	J9	Ref.	Scores of Panel
1	2A<<	<<	1.10	-0.44	-4	-4	-4	-4	-4						0.66
2	2Lo+2Lo<	<	3.06	-0.51	-3	-3	-2	-3	-3						2.55
3	CSp2		1.80	0.12	1	1	0	0	2						1.92
4	2Lz<<	<<	0.60	-0.30	-5	-5	-5	-5	-5						0.30
5	FSSp3		2.60	-0.35	-2	0	-2	-2	0						2.25
6	StSq1		1.80	-0.48	-2	-3	-4	-2	-3						1.32
7	CCoSp2		2.50	-0.58	-3	-3	0	-2	-2						1.92
			13.46												10.92
Program Components			Factor												
Composition			1.33	3.00	2.25	2.50	3.00	3.50			2.83				
Presentation			1.33	3.25	2.50	2.50	2.75	3.25			2.83				
Skating Skills			1.33	3.25	2.25	3.25	3.00	3.00			3.08				
Judges Total Program Component Score (factored)										11.62					
Deductions:										0.00					

Rank	Name	Nation	Starting Number	Total Segment Score	Total Element Score	Total Program Component Score (factored)	Total Deductions								
23	Ivayla MESECHKOVA	BUL	13	12.39	1.75	10.64	0.00								
#	Executed Elements	Info	Base Value	GOE	J1	J2	J3	J4	J5	J6	J7	J8	J9	Ref.	Scores of Panel
1	1A*	*	0.00	0.00	-	-	-	-	-						0.00
2	2F!<<+1T<<*	*	0.50	-0.25	-5	-5	-5	-5	-5						0.25
3	CCoSp		0.00	0.00	-	-	-	-	-						0.00
4	StSq1		1.80	-0.30	0	-2	-1	-2	-2						1.50
5	1Lz*	*	0.00	0.00	-	-	-	-	-						0.00
6	FSSp		0.00	0.00	-	-	-	-	-						0.00
7	CSp		0.00	0.00	-	-	-	-	-						0.00
			2.30												1.75
Program Components			Factor												
Composition			1.33	3.50	2.50	2.50	3.00	3.00			2.83				
Presentation			1.33	3.00	2.75	2.00	2.75	2.50			2.67				
Skating Skills			1.33	3.25	2.50	2.25	2.50	2.50			2.50				
Judges Total Program Component Score (factored)										10.64					
Deductions:										0.00					

Rank	Name	Nation	Starting Number	Total Segment Score	Total Element Score	Total Program Component Score (factored)	Total Deductions								
24	Despoina GONIDAKI	GRE	5	12.32	5.67	9.65	-3.00								
#	Executed Elements	Info	Base Value	GOE	J1	J2	J3	J4	J5	J6	J7	J8	J9	Ref.	Scores of Panel
1	2A<<	<<	1.10	-0.55	-5	-5	-5	-5	-5						0.55
2	2S+COMBO+2Tq*	*	1.30	-0.65	-5	-5	-5	-4	-5						0.65
3	CCoSp1		2.00	-0.47	-2	-3	-3	-2	-1						1.53
4	2Lz<	<	1.68	-0.84	-5	-5	-5	-5	-5						0.84
5	FSSp	F	0.00	0.00	-	-	-	-	-						0.00
6	StSqB		1.50	-0.40	-2	-3	-4	-3	-2						1.10
7	LSpB		1.20	-0.20	-1	-3	-1	-2	-2						1.00
			8.78												5.67
Program Components			Factor												
Composition			1.33	2.50	2.00	2.50	2.75	3.25			2.58				
Presentation			1.33	2.00	2.00	2.25	2.25	3.25			2.17				
Skating Skills			1.33	2.25	2.00	2.75	2.50	2.75			2.50				
Judges Total Program Component Score (factored)										9.65					
Deductions:			Time violation	-2.00	Falls	-1.00	(1)			-3.00					



INTERNATIONAL | INTERCLUB | RECREATIONAL | ADULT
20-25 FEB. 2024, ROMANIA, ALLIANZ-TIRIAC ARENA



OFFICIAL SPONSOR



FUNDAȚIA TIRIAC



JUDGES DETAILS PER SKATER JUNIOR WOMEN SHORT PROGRAM

Legend:							
#	Sequence number	GOE	Grade of Execution	Jx	Judges (x=1-9)	Ref.	Referee
*	Invalid element	e	Wrong edge	<	Under-rotated jump	<<	Downgraded jump
x	Credit for highlight distribution, base value multiplied by 1.1			!	Not clear edge	F	Fall
q	Jump landed on the quarter						

printed: 23.02.2024 20:08

Page 9 / 9

